



Aurora Minerals Group of Companies *Positioned for Growth*





Disclaimer



Important Notices

This presentation has been prepared to provide information on Aurora Minerals Limited's (Aurora) projects and those of Peninsula Mines Limited (Peninsula), Golden Rim Resources Limited (Golden Rim) and Predictive Discovery Limited (Predictive); companies in which Aurora has material investment. It is not intended as an offer, invitation, solicitation or recommendation with respect to the purchase or sale of any securities. This presentation should not be relied upon as the sole representation of any matter that a potential investor should consider in evaluating Aurora. Its affiliates or any of its directors, agents, officers or employees do not make any representation or warranty, express or implied, as endorsement of the accuracy, or completeness of any information, statements, representations or forecasts contained in this presentation, and they do not accept any liability for any statement made in, or omitted from, this presentation. Prospective investors should make their own independent evaluation of an investment in the Company.

Caution Regarding Forward Looking Information

This document contains forward looking statements concerning Aurora. Forward-looking statements are not statements of historical fact and actual events and results may differ materially from those described in the forward looking statements as a result of a variety of risks, uncertainties and other factors. Forward-looking statements are inherently subject to business, economic, competitive, political and social uncertainties and contingencies. Many factors could cause the Company's actual results to differ materially from those expressed or implied in any forward-looking information provided by the Company, or on behalf of the Company. Such factors include, among other things, risks relating to additional funding requirements, metal prices, exploration, development and operating risks, competition, production risks, regulatory restrictions, including environmental regulation and liability and potential title disputes. Forward looking statements in this document are based on Aurora's beliefs, opinions and estimates as of the dates the forward looking statements are made, and no obligation is assumed to update forward looking statements if these beliefs, opinions and estimates should change or to reflect other future developments.

Competent Persons Statement

The information related to exploration results is extracted from reports and announcements previously provided to the ASX. References for the reports and announcements are provided on Page 24 of this presentation. The company confirms that it is not aware of any new information or data that materially affects the information included in the original market announcement. The company confirms that the form and context in which the Competent Person's findings are presented have not been materially modified from the original market announcement. Certain information was prepared and first disclosed under the JORC code 2004. It has not been updated to comply with the JORC Code 2012 on the basis that the information has not materially changed since it was reported.

All figures in AUD unless otherwise stated

Corporate Summary



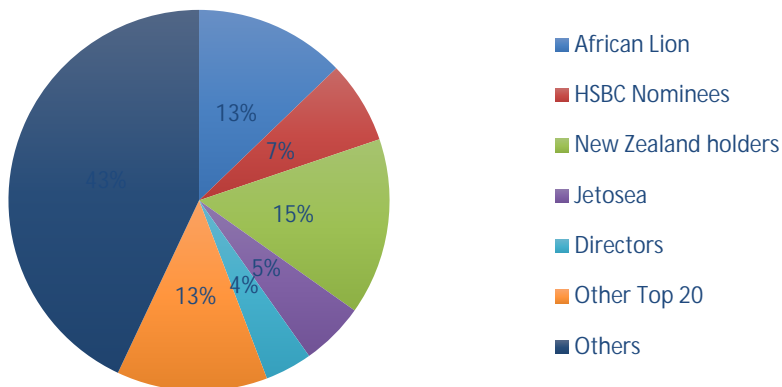
Corporate Snapshot

ASX Code	ARM
Shares on issue	117M
Market Capitalisation at \$0.04c	\$4.7M
Cash	\$5M ^{*1}
Investments	\$5.5M

Share Price Chart



Major Shareholders



Board of Directors

Phillip Jackson	Chairman
Martin Pyle	Managing Director
Peter Cordin	Non-Exec Director
Tim Markwell	Non-Exec Director

*1 As at 1 May 2015

Aurora Strategy

Obtaining strategic interests in base and precious metals projects with potential for high returns, through direct or indirect investment.

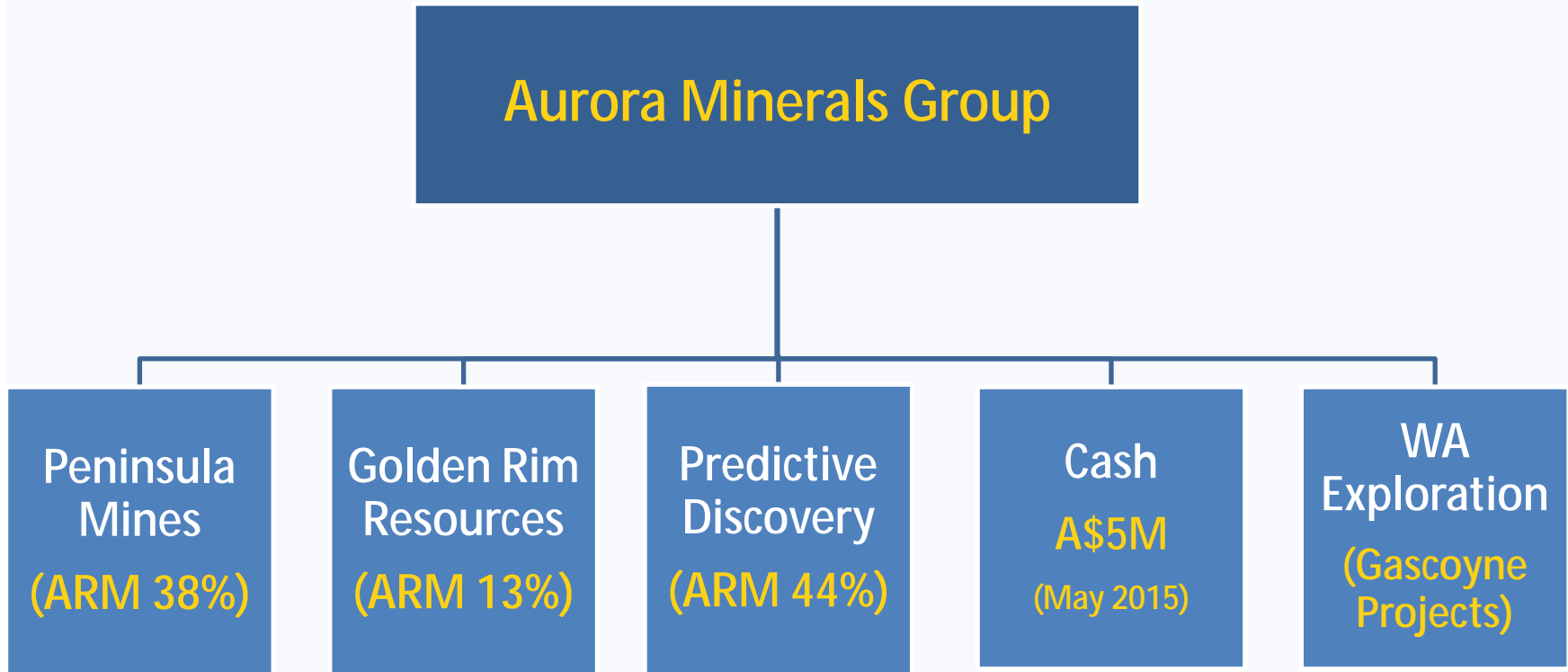
Strategy

- § Focused on base and precious metals projects
- § Advanced projects - feasibility / development in progress
- § Drill tested mineralisation
- § Low capital intensity
- § Workable ownership and title
- § Location and accessibility
- § Off-take and access to markets require low additional capital and low additional realisation charges
- § Prospects for rapid payback
- § Exploration upside with regional consolidation potential
- § Favourable operating and fiscal regime
- § Providing stronger business and value for shareholders

strategic investment in base and precious metals

companies across three continents

Corporate strategy





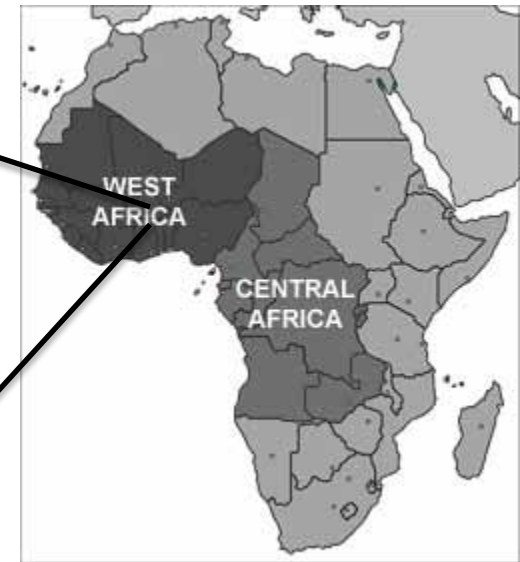
Aurora Minerals has invested in companies at varying stages of exploration and development

Aurora Minerals Group Investments						
	Shares (M)	% Interest	Price	Mkt Val \$M	Totals \$M	NTA c/share
Golden Rim	193	13.4%	\$0.009	\$1.7		
Predictive Discovery	286	43.9%	\$0.006	\$1.7		
Peninsula Mines	79	37.5%	\$0.006	\$0.5		
- Loan				\$0.3		
Subtotal				<u>\$4.2</u>		
Total value of investments					\$4.2	3.6
Cash as at May 2015					\$5.0	4.3
Total NTA					\$9.2	7.9

Value of Cash and Investments approximately 8c per share

Figure above may contain rounding errors

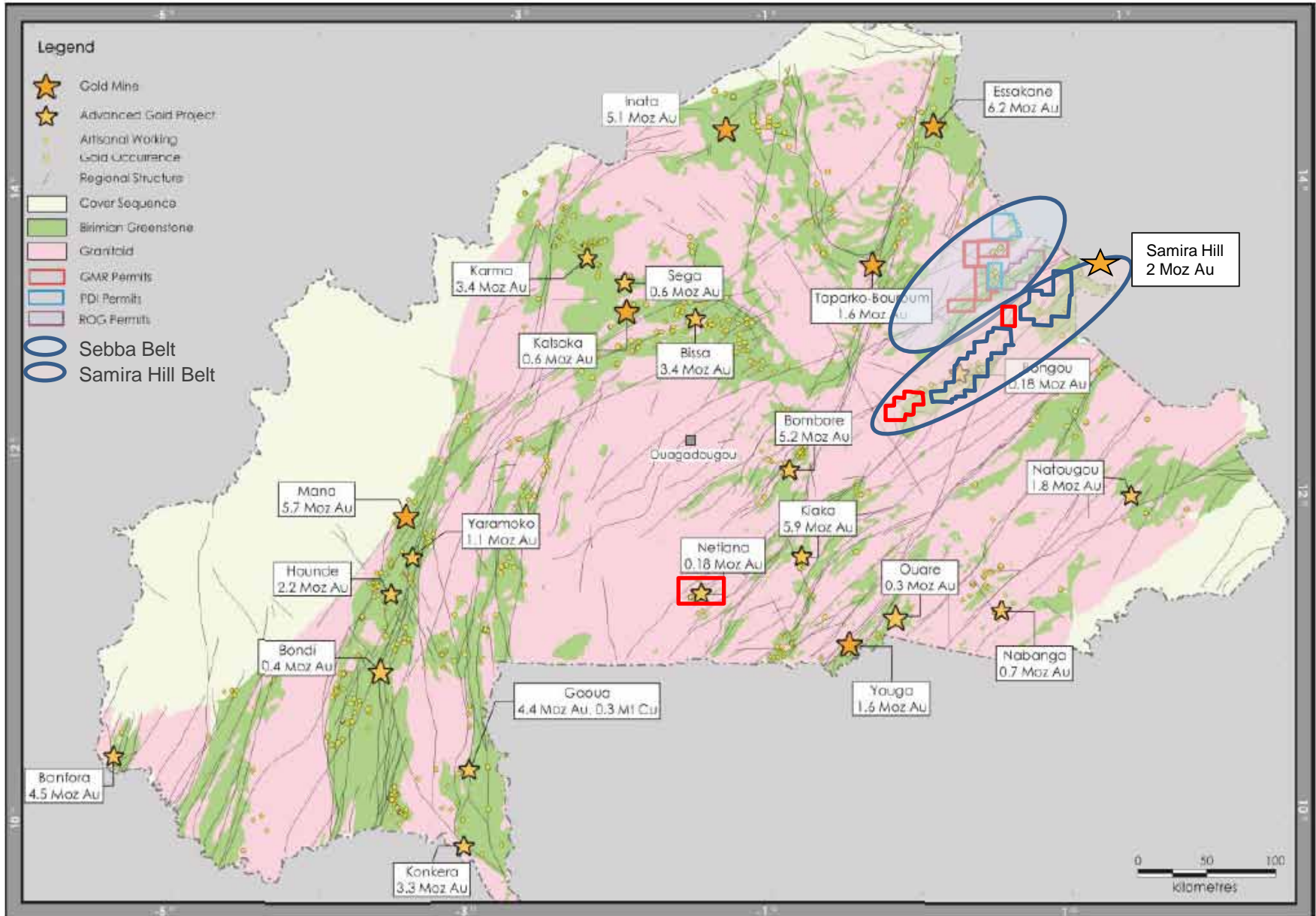
Exploration in Burkina Faso



- § Aurora and its subsidiaries Predictive and Golden Rim gold exploration assets in Burkina Faso, West Africa
- § Demonstrated "fertile" Birimian Age Greenstone Belts
- § Burkina Faso hosts 7 new Gold Mines in the past decade, one of the world's fastest growing gold producing regions

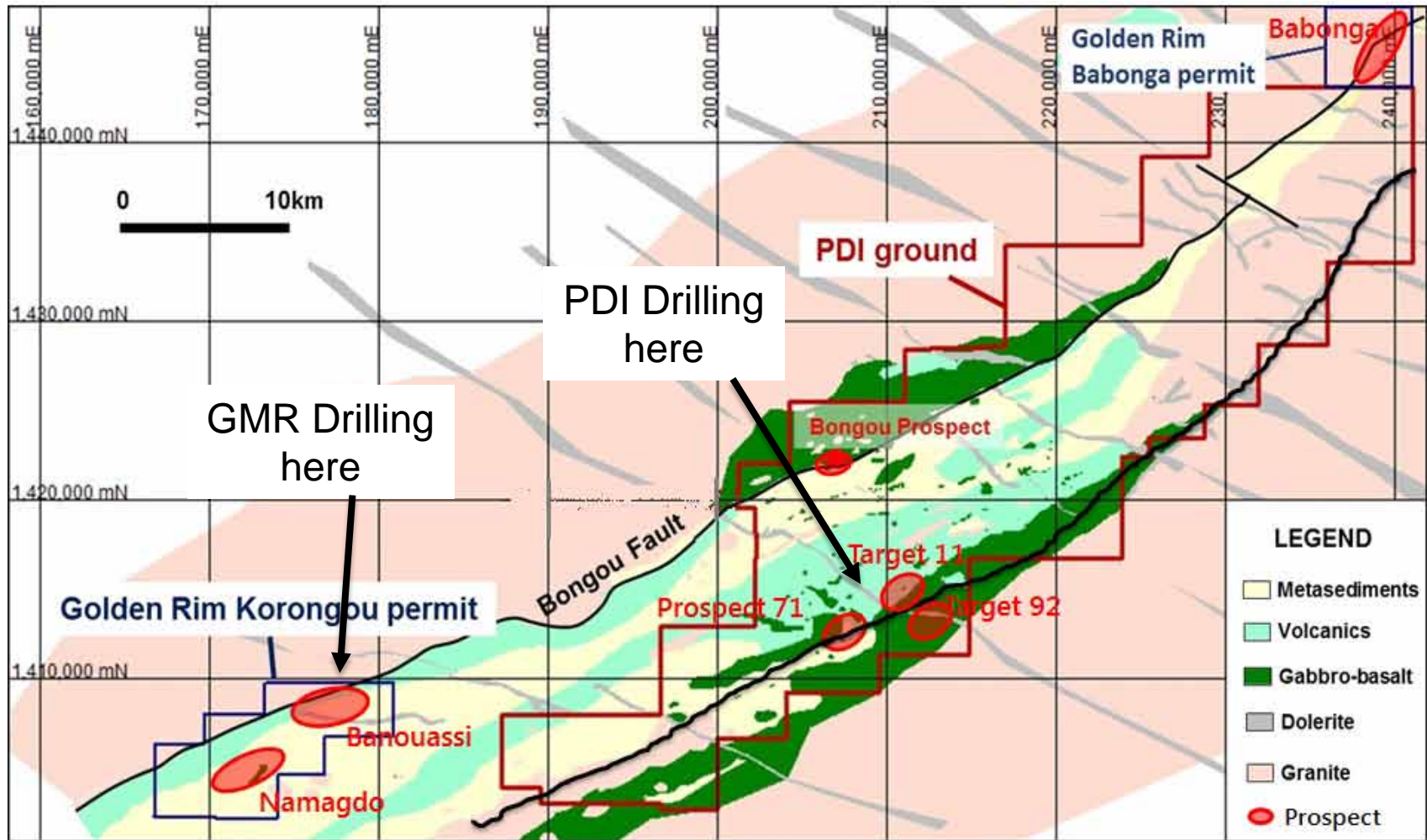
Golden Rim & Predictive Discovery

(Burkina Faso Key Tenement Locations)



GMR – PDI SYNERGIES

Samira Hill Greenstone Belt – Emerging Gold Province



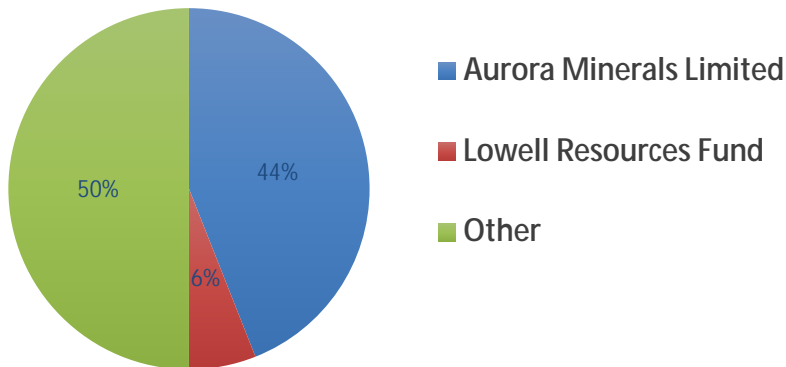
Group of Companies



Corporate Snapshot

ASX Code	PDI
Market Capitalisation at \$0.006c	\$3.9M
Cash *1	\$1M

Major Shareholders



Share Price Chart



Board of Directors

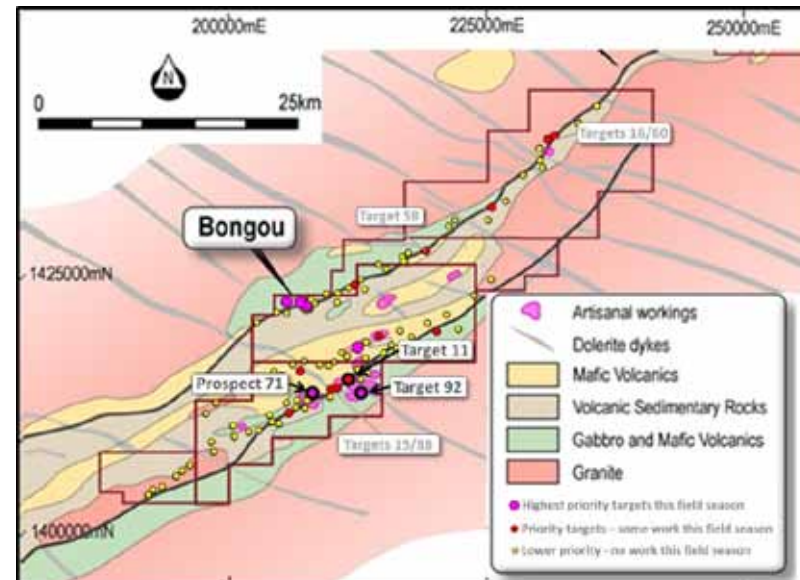
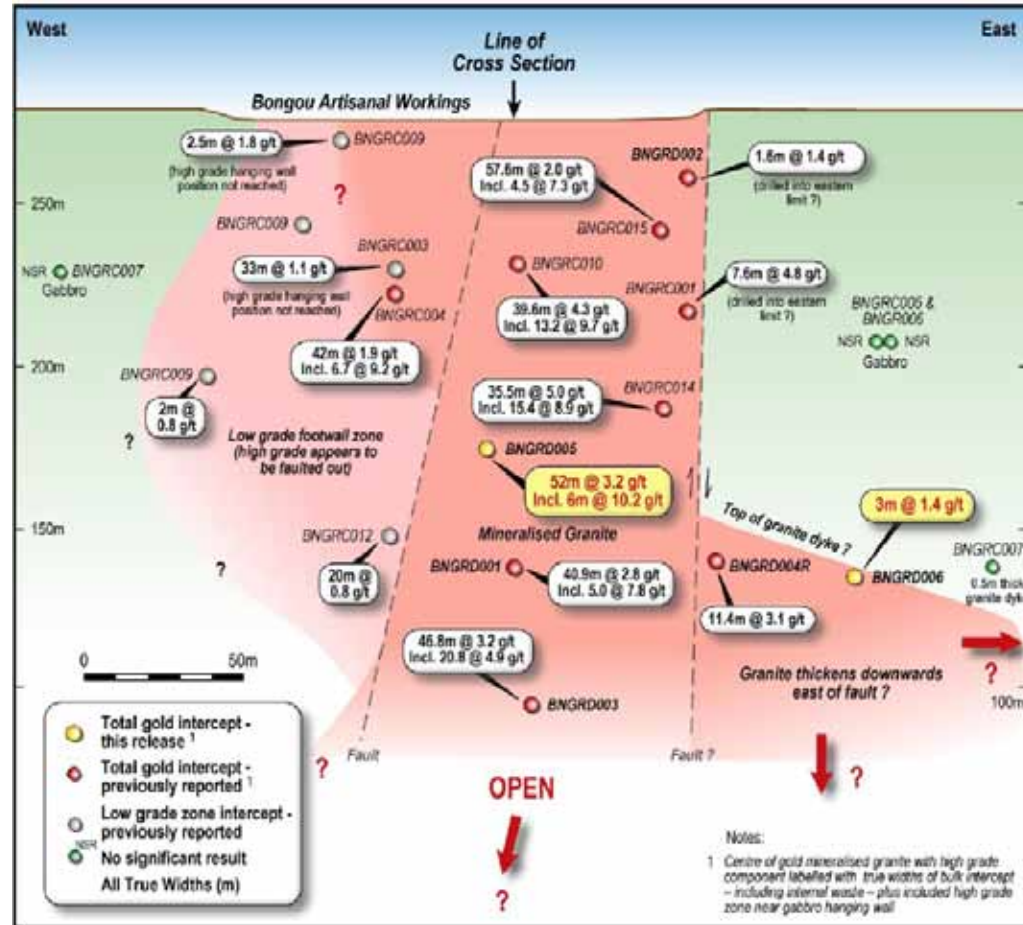
Phillip Jackson	Chairman
Paul Roberts	Managing Director
Phillip Henty	Non-Exec Director
Tim Markwell	Non-Exec Director

*1 As at Mar 2015

Burkina Faso Gold Exploration / Development

Bonsiega (PDI 75-100%)

- § Large prospective tract of Samira Hill Greenstone Belt
- § **Bongou Prospect** P1-P2
 - § high grade, thick, consistent true widths
 - § 52m at 3.2g/t Au incl. 6m at 10g/t Au
 - § 40m at 4.3g/t Au incl. 13m at 9.7g/t Au
 - § 36m at 5.0g/t Au incl. 15m at 8.9g/t Au
 - § 47m at 3.2g/t Au incl. 21m at 4.9g/t Au
 - § 41m at 2.8g/t Au incl. 5m at 7.8g/t Au
 - § 58m at 2.0g/t Au incl. 5m at 7.3g/t Au
- § Multiple additional advanced targets P3



Predictive Discovery

(Aurora 43.9%)



Bongou Mineral Resource

Cut-off	Indicated Resources			Inferred Resources			Total Resources		
	Million tonnes	Au (g/t)	Ounces	Million tonnes	Au (g/t)	Ounces	Million tonnes	Au (g/t)	Ounces
0.4	1.21	2.54	99,000	1.33	2.13	91,000	2.55	2.32	190,000
0.8	1.14	2.67	98,000	1.09	2.48	86,000	2.22	2.58	184,000
2.0	0.64	3.64	75,000	0.49	3.90	61,000	1.13	3.75	136,000
3.0	0.34	4.68	52,000	0.28	4.95	45,000	0.62	4.80	96,000

Predictive note the following key features of the Bongou deposit: ^{P1,2}

- § "it is intrinsically high grade, because:
 - § There is very little difference in contained ounces between the 0.4g/t Au cut-off and the 0.8g/t Au cut-off grades, and
 - § Over 70% of the resource ounces are retained when the cut-off grade is raised from 0.8g/t Au to 2.0g/t Au, with a high average grade of 3.75g/t Au.
- § The bulk of the estimated resources are contained in one mineralised granite body, which is thick in the near surface and appears to taper to the east. The deposit is not closed off to the south-west or at depth.
- § The shape of the mineralisation lends itself to a simple open pit mining operation, with high-grade mineralisation in the near surface position, which would suggest the possibility of early strong cash flow in a future mining operation. Gold grades are associated with pyrite-bearing altered granite, which is very visibly distinct from the adjacent low grade gabbro, suggesting that dilution can be minimised quite easily by standard grade control practice.
- § Previously reported metallurgical work on a composite sample of primary gold mineralisation from Bongou gave a 94% gold recovery from a standard 75 micron grind, 72 hour cyanidation test suggesting that gold recoveries from mining this deposit would be very high."



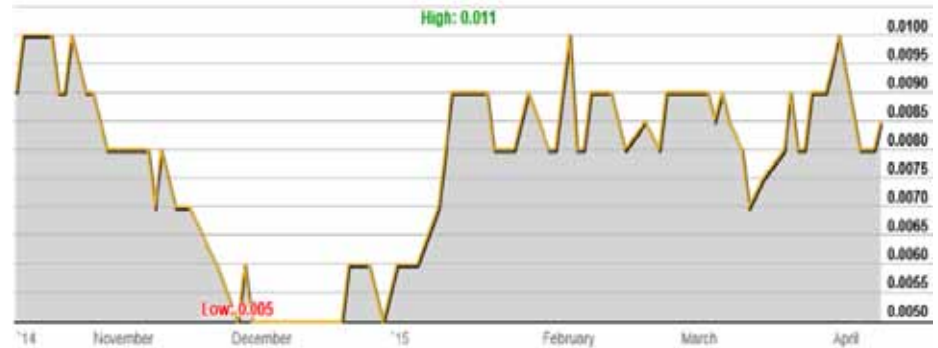
Group of Companies



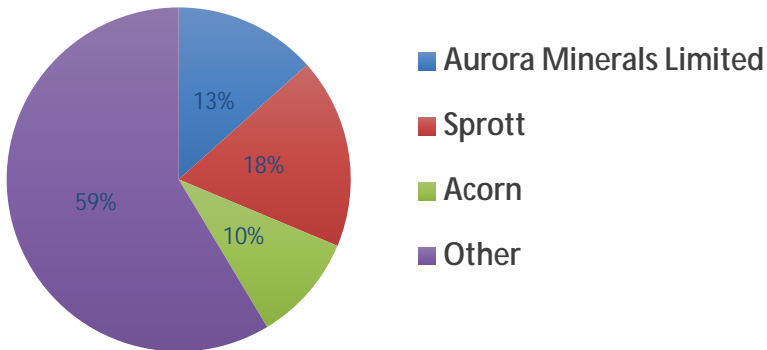
Corporate Snapshot

ASX Code	GMR
Market Capitalisation at \$0.08	A\$13M
Cash *1	A\$1.4M
Loan	A\$1.25M

Share Price Chart



Major Shareholders



Board of Directors

Rick Crabb	Chairman
Craig Mackay	Managing Director
Glenister Lamont	Non-Exec Director

*1 As at Dec 2014 On 6 February 2015 GMR announced proposed sale of Balogo Project with a headline figure of US\$10M (A\$13M)^{G6}

Burkina Faso Gold Exploration / Development

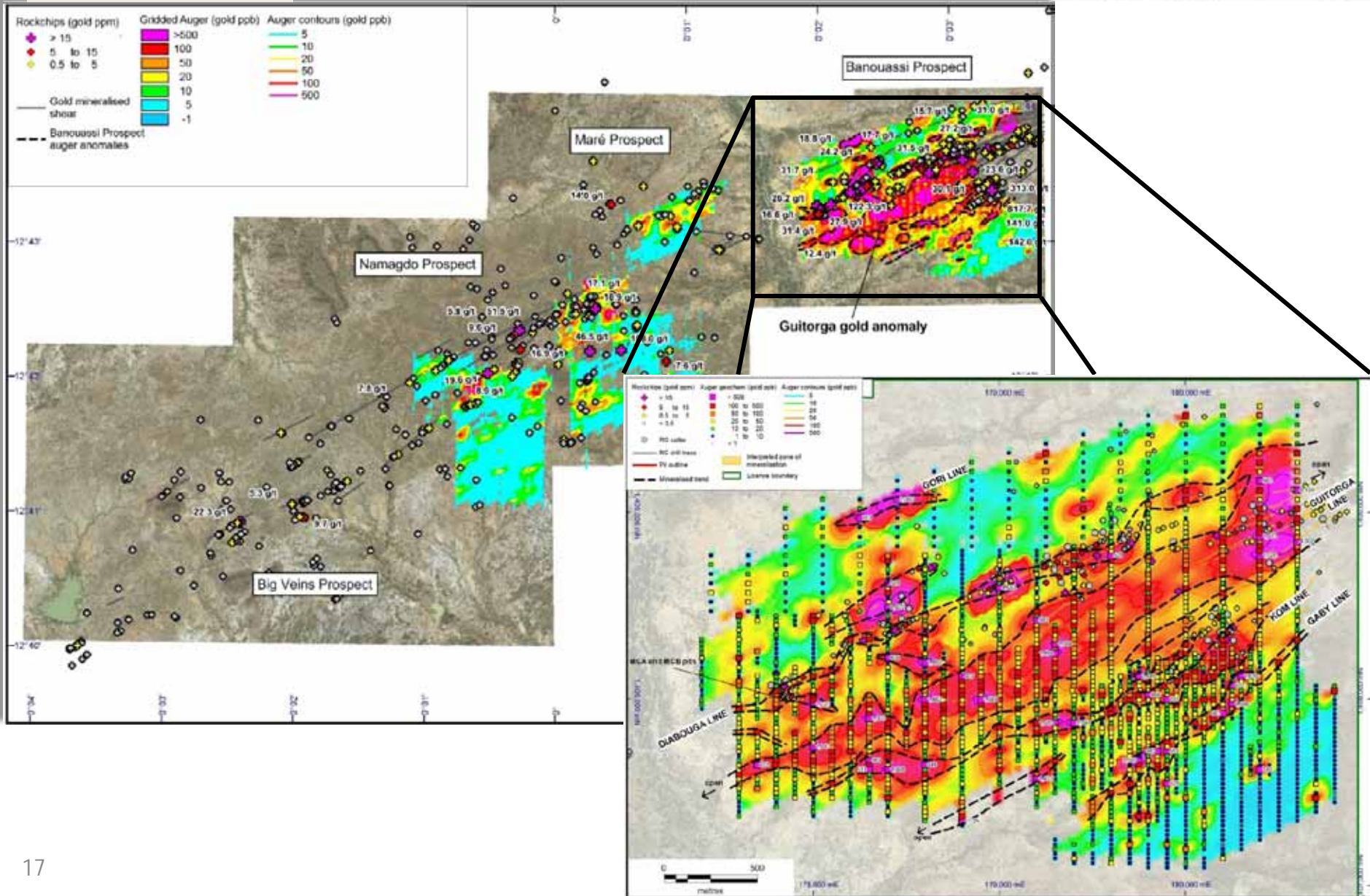
Korongou (GMR option to 90%) ^{G1a,b}

- § Gold mineralisation over **16km of strike, 1.2km – 2km wide corridor**
- § Major regional shear zone with multiple zones of gold mineralisation
- § Extensive zones of gold mineralisation defined from artisanal workings, mapping, rock chip sampling and auger drilling. Ready for further RC drilling to enable resource definition
- § In January 2015 GMR reported several rounds of results of the auger program. The results highlight a coherent 3.4km x 400m gold anomaly greater than 100ppb (0.1g/t Au) at the Guitorga prospect. ^{G1a}

Balogo (GMR 100%)

- § Multiple high grade gold quartz vein lodes ^{G2}
- § Maiden Inferred Resource **850,000 tonnes @ 6.8 g/t Au** for 185,000 ounces, February 2013 for the Netiana Lodes (0.5 g/t Au lower cut-off) ^{G4}
- § Preliminary testwork demonstrated non-optimised metallurgical recoveries of >95% on samples of Netiana Lodes ore ^{G4}
- § February 2015 GMR announced proposed sale of Balogo Project with a headline figure of **US\$10M (A\$13M)** ^{G6}







Group of Companies



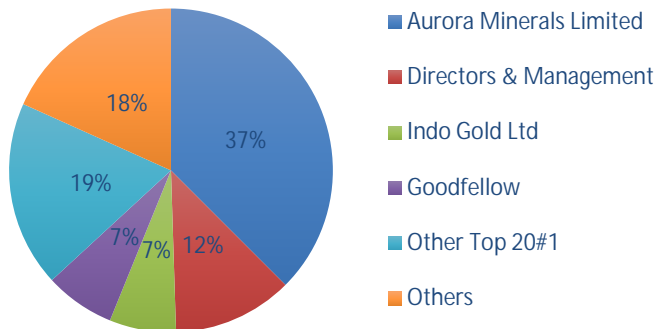
PENINSULA MINES LIMITED



Corporate Snapshot

ASX Code	PSM
Market Capitalisation at \$0.006c	\$1.2M
Cash	\$0.3M
Debt	\$0.35M ^{#2}

Major Shareholders

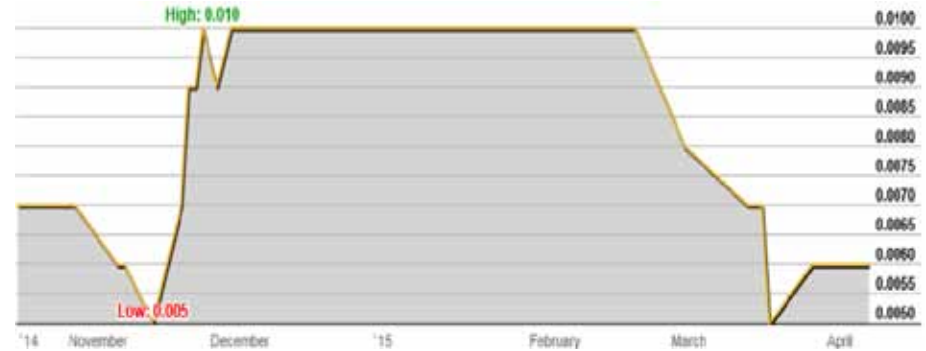


^{#1} Top 20 control >82% of issued capital

Tightly held capital structure

^{#2} Pursuant to working capital loan from parent Aurora Minerals

Share Price Chart



Board of Directors

Phillip Jackson	Chairman
Martin Pyle	Exec Director
Chris Rashleigh	Non-Exec Director

(Aurora 39%)

Korean Focused Exploration/Development

Moly/Tungsten ^{D1}

- § Daehwa (100%) - Includes historic Daehwa and Donsan Mo & W mines
- § Recent **Diamond drilling** confirmed **high-grade moly mineralisation** and tungsten potential
- § **Excellent location** – favourable logistics
- § **Korean Government Funded** Drilling assistance program
- § **4,000m diamond core** program in progress
- § **Granted Mining Lease** ^{D3}



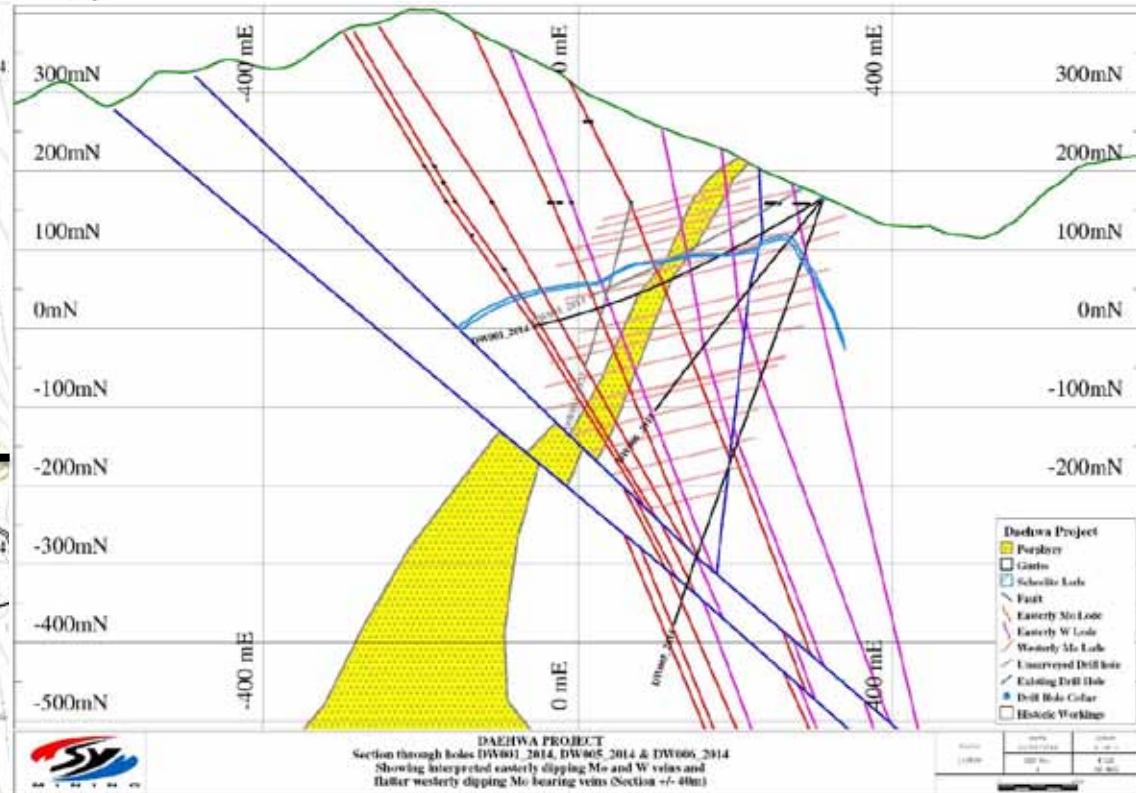
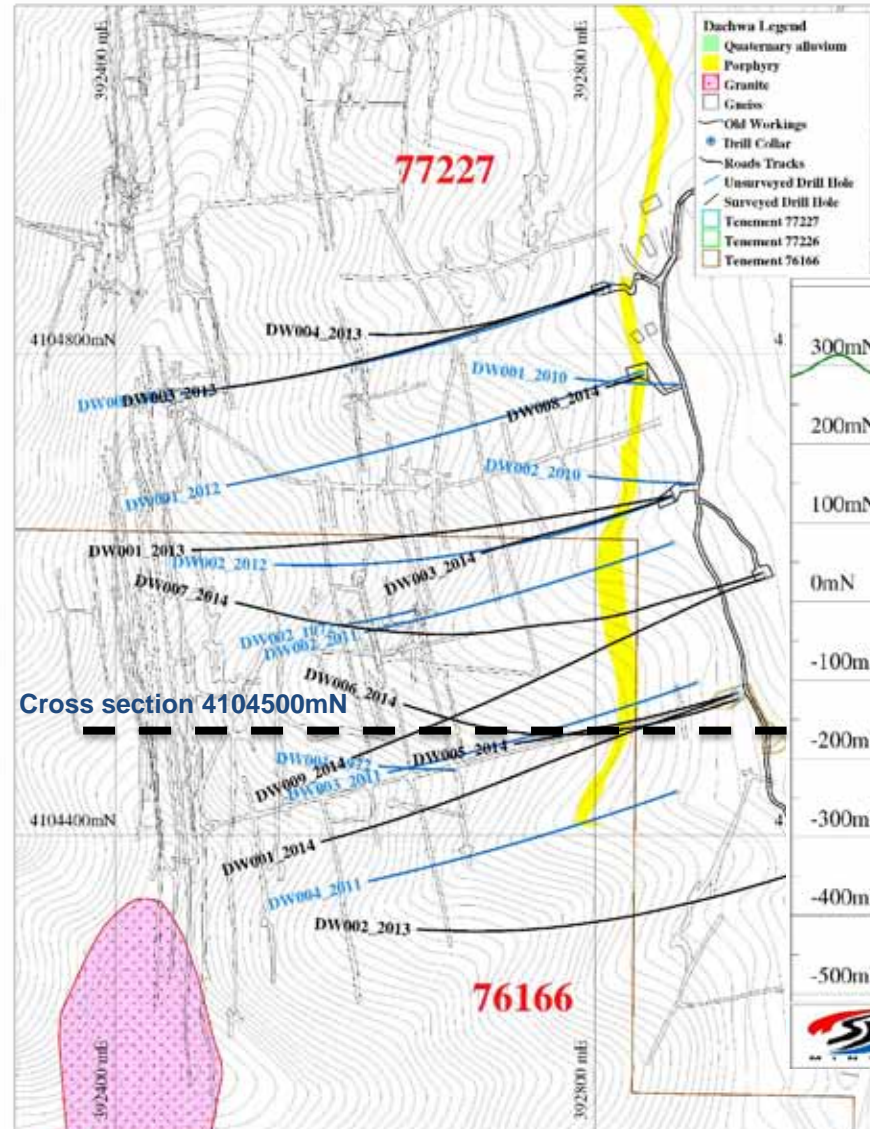
Gold/Base Metals ^{D1}

- § **Jinan (option to purchase 100%)** - Includes historic **Dongjin and Indae** mines with historic production grades over **17g/t Au** and **230g/t Ag** with base metal credits
- § **Osu excellent high-grade precious and base metals** from rock chip and dump sampling
- § **Airborne magnetic survey** identified significant high directly below historic Indae mine with intense magnetic low to the north of the granted Jinan 89 tenement
- § **High interpreted to be the response** to a possible, blind, mineralised intrusive body at depth.



Surface Geology and Drill Plan Location Map
(note traces of historic underground workings)

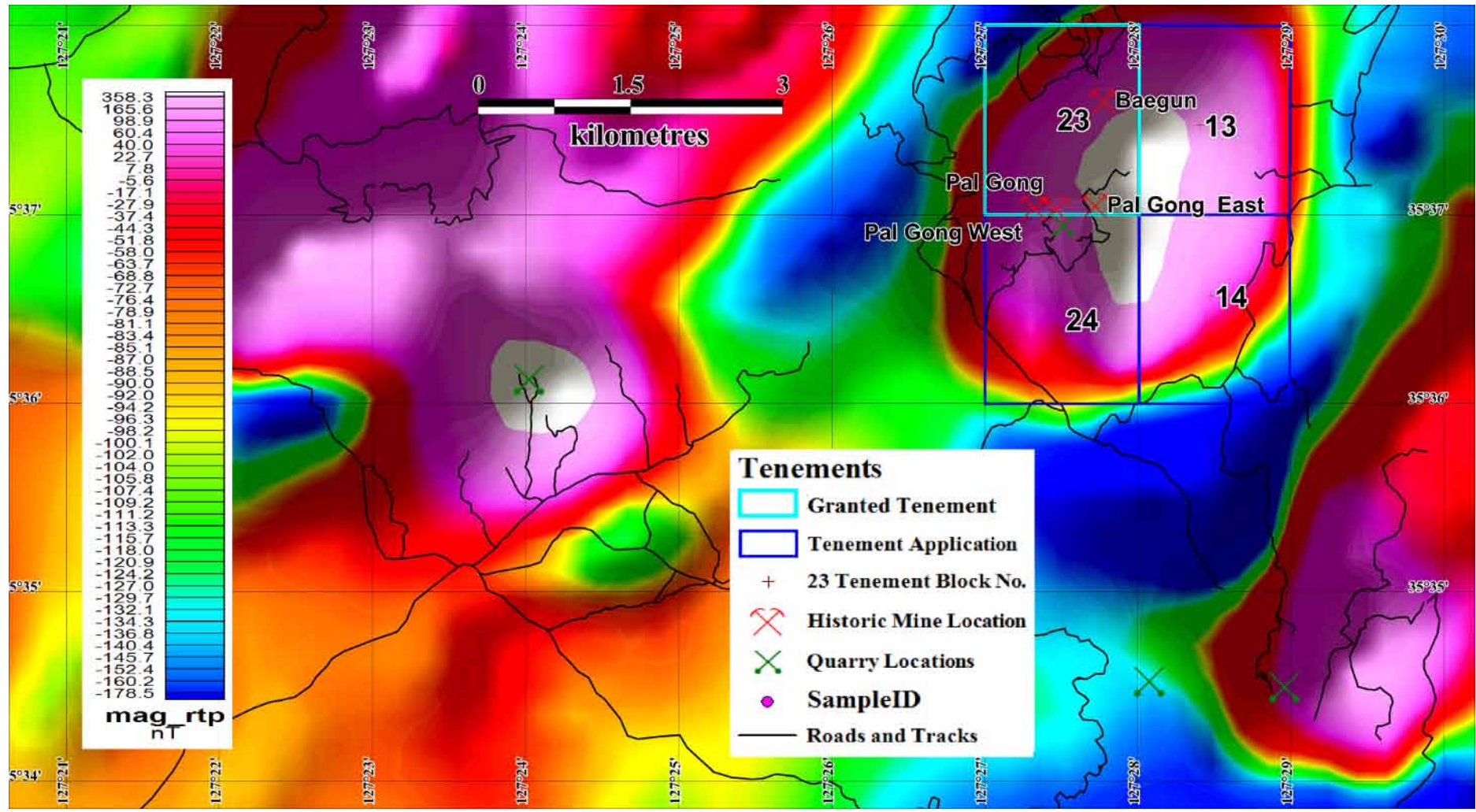
Cross section 4104500mN



Cross section 4104500mN

DAEHWA PROJECT
Section through holes DW001_2014, DW002_2014 & DW006_2014
Showing interpreted easterly dipping Mo and W veins and
flatter westerly dipping Mo bearing veins (Section +/- 40m)

Osu Tenement Locations Displayed on the KIGAM December 2008 Imsil Airborne Magnetic Image



Contacts



Aurora Minerals Limited
20 Kings Park Road
West Perth WA 6005
Australia

Martin Pyle
Managing Director
M: +61 429 999 552
T: + 618 61431840

Aurora Minerals (ARM):

www.auroraminerals.com

Peninsula Mines (PSM):

www.peninsulamines.com.au

Golden Rim Resources (GMR):

www.goldenrimresources.com.au

Predictive Discovery (PDI):

www.predictivediscovery.com.au

REFERENCES

List of Announcements to the Australian Securities Exchange incorporating Aurora Minerals Limited Exploration Results which are referenced in this release:

- A1 Aurora ASX Announcement 22 July 2014 – “Strong Working Capital Position, Exploration Update”
- A2 Aurora ASX Announcement 29 April 2015 – “Quarterly Report for the Period Ended 31st March 2015”

Full copies of all the company's releases are available for download from the company's website: www.auroraminerals.com

List of Announcements to the Australian Securities Exchange incorporating Golden Rim Limited which are referenced in this release:

- G1a Golden Rim ASX Announcement 29 January 2015 – “Guitorga Gold Anomaly at Korongou Extended”
- G1b Golden Rim ASX Announcement 15 January 2015 – “Large New Gold Anomalies Outlined at Korongou”
- G2 Golden Rim ASX Announcement 30 October 2014 – “Golden Rim Completes its General Meeting”
- G3 Golden Rim ASX Announcement 8 October 2014 – “Golden Rim to recommence exploration on Korongou Gold Project, Burkina Faso”
- G4 Golden Rim ASX Announcement – 5 February 2013 – “Maiden Gold Resource and Preliminary Scoping Study Results for the Netiana Lodes at Balogo, Burkina Faso”
- G5 Golden Rim ASX Announcement 29 January 2015 – “Quarterly Report for the Period Ended 31st March 2015”
- G6 Golden Rim ASX Announcement 6 February 2015 – “Golden Rim Sells Balogo for US\$10M (A\$12.8M) in Cash”

Full copies of all the company's releases are available for download from the company's website: www.goldenrim.com.au

List of Announcements to the Australian Securities Exchange incorporating Predictive Discovery Limited which are referenced in this release:

- P1 Predictive ASX Announcement 4 September 2014 – “High-Grade Maiden Mineral Resource Estimate at Bongou”
- P2 Predictive ASX Announcement 19 January 2015 – “Bongou Exploration Re-commences”
- P3 Predictive ASX Announcement 30 April 2015 – “Quarterly Report for the Period Ended 31st March 2015”

Full copies of all the company's releases are available for download from the company's website: www.predictivediscovery.com

List of Announcements to the Australian Securities Exchange incorporating Peninsula Mines Limited Exploration Results which are referenced in this release:

- D1 Peninsula ASX Announcement 28 January 2015 – “Quarterly Report for the Period Ended 31st March 2015”
- D2 Peninsula ASX Announcement 8 December 2014 – “Grant of Exploration Rights-Osu 23, 8 December 2014”
- D3 Peninsula ASX Announcement 18 November 2014 – “Exploration & Funding Update, 18 November 2014”

Full copies of all the company's releases are available for download from the company's website www.peninsulamines.com.au

Precious and Base Metals
Western Australia