

FORM 603

Corporations Act 2001

Section 671B

Notice of initial substantial holder**To: Company Name/Scheme: GPT GROUP**

ACN/ARSN: **GPT RE Limited (ACN 107 426 504) as the responsible entity of General Property Trust (ARSN 090 110 357);**
GPT Management Holdings Limited (ACN 113 510 188)

1. Details of substantial holder

Name: Commonwealth Bank of Australia ACN 123 123 124 (CBA) and its related bodies corporate listed in annexure A

The holder became a substantial holder on: **21/05/2015**

2. Details of voting power

The total number of votes attached to all the voting shares in the company or voting interests in the scheme that the substantial holder or an associate had a relevant interest in on the date the substantial holder became a substantial holder are as follows.

Class of securities	Number of securities	Person's votes	Voting power (%)
Fully Paid stapled securities	64,849,932	64,849,932	3.64

For the Securities (if any) listed below see NOTE 1 at the end of this form

Class of securities	Number of securities	Person's votes	Voting power (%)
Fully Paid stapled securities	25,701,241	25,701,241	1.44

Class of securities	Number of securities	Person's votes	Voting power (%)
GRAND TOTAL Fully paid stapled securities	90,551,173	90,551,173	5.09

3. Details of relevant interests

The nature of the relevant interest the substantial holder or an associate had in the following voting securities on the date the substantial holder became a substantial holder are as follows:

Holder of relevant interest	Nature of relevant interest	Class and number of securities
CBA Equities Limited ACN 003 485 952	<p>Relevant interest under paragraph 608(1)(b) and/or 608(1)(c) of the Corporations Act 2001 (Cth), being a relevant interest arising as a result of having the power to control the exercise of the right to vote attached to securities and/or to control the exercise of the power to dispose of securities in a proprietary capacity (including as a result of underwriting activities), but where the securities are held by a nominee or custodian for CBAE. In addition, if any OTC derivatives, warrants or other securities (other than ordinary shares or ordinary units (as applicable)) are referred to below in this row, the relevant interest in respect of those securities arises under subsection 608(8) being an accelerated relevant interest held in the same capacity.</p> <p>Nature of relevant interest derived from; stapled securities 6,645,102</p>	<p>6,645,102 Fully paid stapled securities</p> <p>(including 263 borrowed from Barclays Capital Securities Ltd, see Annexure C)</p> <p>(including 800,000 borrowed from Citigroup Global Markets Australia Pty Ltd, see Annexure C)</p> <p>(including 1,900,000 borrowed from Merrill Lynch Equities Australia Limited, see Annexure C)</p>
Avanteos Investments Limited ACN 096 259 979	<p>Relevant interest under paragraph 608(1)(a), 608(1)(b) and 608(1)(c) of the Corporations Act 2001 (Cth), being a relevant interest arising as a result of being the registered holder of the relevant securities in its capacity as a superannuation trustee. In addition, if any OTC derivatives, warrants or other securities (other than ordinary shares or ordinary units (as applicable)) are referred to below in this row, the relevant interest in respect of those securities arises under subsection 608(8) being an accelerated relevant interest held in the same capacity.</p> <p>Nature of relevant interest derived from; stapled securities 2,289,730</p>	<p>2,289,730 Fully paid stapled securities</p>
Colonial First State Investments Limited (Note 1) ACN 002 348 352	<p>Relevant interest under paragraph 608(1)(b) and/or 608(1)(c) of the Corporations Act 2001 (Cth), being a relevant interest arising from having the residual power to control the exercise of the right to vote attached to securities and/or to control the exercise of the power to dispose of securities in its capacity as a responsible entity of a managed investment scheme (which managed investment scheme is not managed by either Colonial First State Investments Limited or a related body corporate). In addition, if any OTC derivatives, warrants or other securities (other than ordinary shares or ordinary units (as applicable)) are referred to below in this row, the relevant interest in respect of those securities arises under subsection 608(8) being a residual accelerated relevant interest held in the same capacity. Colonial First State Investments Limited has authorised the manager of each such managed investment scheme to exercise the powers referred to in paragraph 608(1)(b) and/or 608(1)(c) of the</p>	<p>25,701,241 Fully paid stapled securities</p>

	<p>Corporations Act 2001 (Cth) in relation to those securities managed by the manager to the exclusion of Colonial First State Investments Limited except for provisions allowing Colonial First State Investments Limited to terminate the agreement with the manager or to exercise those powers where the agreement is terminated.</p> <p>Nature of relevant interest derived from; stapled securities 25,701,241</p>	
<p>Acadian Asset Management (Australia) Limited ACN 114 200 127</p>	<p>Relevant interest under paragraph 608(1)(b) and/or 608(1)(c) of the Corporations Act 2001 (Cth), being a relevant interest arising from having the power to control the exercise of the right to vote attached to securities and/or to control the exercise of the power to dispose of securities in its capacity as investment manager, as provided for under its investment mandates. In addition, if any OTC derivatives, warrants or other securities (other than ordinary shares or ordinary units (as applicable)) are referred to below in this row, the relevant interest in respect of those securities arises under subsection 608(8) being an accelerated relevant interest held in the same capacity.</p> <p>Nature of relevant interest derived from; stapled securities 135,429</p>	<p>135,429 Fully paid stapled securities</p>
<p>Commonwealth Bank Officers Superannuation Corporation Pty Limited ACN 074 519 798</p>	<p>Relevant interest under paragraph 608(1)(b) and/or 608(1)(c) of the Corporations Act 2001 (Cth), being a relevant interest arising from having the power to control the exercise of the right to vote attached to securities and/or to control the exercise of the power to dispose of securities in its capacity as trustee for the Officers' Superannuation Fund. In addition, if any OTC derivatives, warrants or other securities (other than ordinary shares or ordinary units (as applicable)) are referred to below in this row, the relevant interest in respect of those securities arises under subsection 608(8) being an accelerated relevant interest held in the same capacity.</p> <p>Nature of relevant interest derived from; stapled securities 1,122,884</p>	<p>1,122,884 Fully paid stapled securities</p>
<p>Realindex Investments Pty Limited ACN 133 312 017</p>	<p>Relevant interest under paragraph 608(1)(b) and/or 608(1)(c) of the Corporations Act 2001 (Cth), being a relevant interest arising from having the power to control the exercise of the right to vote attached to securities and/or to control the exercise of the power to dispose of securities in its capacity as investment manager, as provided for under its investment mandates. In addition, if any OTC derivatives, warrants or other securities (other than ordinary shares or ordinary units (as applicable)) are referred to below in this row, the relevant interest in respect of those securities arises under subsection 608(8) being an accelerated relevant interest held in the same capacity.</p> <p>Nature of relevant interest derived from;</p>	<p>3,886,518 Fully paid stapled securities</p>

	stapled securities 3,886,518	
Colonial First State Asset Management (Australia) Limited ACN 114 194 311	<p>Relevant interest under paragraph 608(1)(b) and/or 608(1)(c) of the Corporations Act 2001 (Cth), being a relevant interest arising from having the power to control the exercise of the right to vote attached to securities and/or to control the exercise of the power to dispose of securities in its capacity as investment manager (as provided for under its investment mandates). In addition, if any OTC derivatives, warrants or other securities (other than ordinary shares or ordinary units (as applicable)) are referred to below in this row, the relevant interest in respect of those securities arises under subsection 608(8) being an accelerated relevant interest held in the same capacity.</p> <p>Nature of relevant interest derived from; stapled securities 50,770,269</p>	50,770,269 Fully paid stapled securities
Colonial First State Investments Limited ACN 002 348 352	<p>Relevant interest under paragraph 608(1)(b) and/or 608(1)(c) of the Corporations Act 2001 (Cth), being a relevant interest arising from having the power to control the exercise of the right to vote attached to securities and/or to control the exercise of the power to dispose of securities in its capacity as a responsible entity of a managed investment scheme (which managed investment scheme is managed by Colonial First Statement Investments Limited or a related body corporate). In addition, if any OTC derivatives, warrants or other securities (other than ordinary shares or ordinary units (as applicable)) are referred to below in this row, the relevant interest in respect of those securities arises under subsection 608(8) being an accelerated relevant interest held in the same capacity.</p> <p>Nature of relevant interest derived from; stapled securities 68,548,310</p>	68,548,310 Fully paid stapled securities
Commonwealth Bank Officers Superannuation Corporation Pty Limited ACN 074 519 798	<p>Relevant interest under paragraph 608(1)(b) and/or 608(1)(c) of the Corporations Act 2001 (Cth), being a relevant interest arising from having the power to control the exercise of the right to vote attached to securities and/or to control the exercise of the power to dispose of securities in its capacity as trustee for the Officers' Superannuation Fund. In addition, if any OTC derivatives, warrants or other securities (other than ordinary shares or ordinary units (as applicable)) are referred to below in this row, the relevant interest in respect of those securities arises under subsection 608(8) being an accelerated relevant interest held in the same capacity.</p> <p>Nature of relevant interest derived from; stapled securities 2,201,425</p>	2,201,425 Fully paid stapled securities
Sovereign Services Limited ACN 969417	<p>Relevant interest under paragraph 608(1)(c) of the Corporations Act 2001 (Cth), being a relevant interest arising from having the power to control the exercise of the power to dispose of securities in its capacity as</p>	103,393 Fully paid stapled securities

	<p>investment manager, as provided for under its investment mandates, or in its capacity as the provider of a discretionary investment management service.. In addition, if any OTC derivatives, warrants or other securities (other than ordinary shares or ordinary units (as applicable)) are referred to below in this row, the relevant interest in respect of those securities arises under subsection 608(8) being an accelerated relevant interest held in the same capacity.</p> <p>Nature of relevant interest derived from; stapled securities 103,393</p>	
<p>ASB Group Investments Limited Company Number 533945</p>	<p>Relevant interest under paragraph 608(1)(b) and/or 608(1)(c) of the Corporations Act 2001 (Cth), being a relevant interest arising from having the power to control the exercise of the right to vote attached to securities and/or to control the exercise of the power to dispose of securities in its capacity as investment manager, as provided for under its investment mandates, as a life company holding statutory funds and as the responsible entity or manager of a managed investment scheme. In addition, if any OTC derivatives, warrants or other securities (other than ordinary shares or ordinary units (as applicable)) are referred to below in this row, the relevant interest in respect of those securities arises under subsection 608(8) being an accelerated relevant interest held in the same capacity.</p> <p>Nature of relevant interest derived from; stapled securities 685,544</p>	<p>685,544 Fully paid stapled securities</p>
<p>Colonial First State Investments Limited ACN 002 348 352</p>	<p>Relevant interest under paragraph 608(1)(b) and/or 608(1)(c) of the Corporations Act 2001 (Cth), being a relevant interest arising from having the power to control the exercise of the right to vote attached to securities and/or to control the exercise of the power to dispose of securities in its capacity as a responsible entity of a managed investment scheme (which managed investment scheme is managed by Colonial First Statement Investments Limited or a related body corporate). In addition, if any OTC derivatives, warrants or other securities (other than ordinary shares or ordinary units (as applicable)) are referred to below in this row, the relevant interest in respect of those securities arises under subsection 608(8) being an accelerated relevant interest held in the same capacity.</p> <p>Nature of relevant interest derived from; stapled securities 18,324,300</p>	<p>18,324,300 Fully paid stapled securities</p>
<p>Colonial First State Investments Limited (Note 1) ACN 002 348 352</p>	<p>Relevant interest under paragraph 608(1)(b) and/or 608(1)(c) of the Corporations Act 2001 (Cth), being a relevant interest arising from having the residual power to control the exercise of the right to vote attached to securities and/or to control the exercise of the power to dispose of securities in its capacity as a responsible entity of a managed investment scheme (which managed investment scheme is not managed by either Colonial First State Investments Limited or a related</p>	<p>25,432,905 Fully paid stapled securities</p>

	<p>body corporate). In addition, if any OTC derivatives, warrants or other securities (other than ordinary shares or ordinary units (as applicable)) are referred to below in this row, the relevant interest in respect of those securities arises under subsection 608(8) being a residual accelerated relevant interest held in the same capacity. Colonial First State Investments Limited has authorised the manager of each such managed investment scheme to exercise the powers referred to in paragraph 608(1)(b) and/or 608(1)(c) of the Corporations Act 2001 (Cth) in relation to those securities managed by the manager to the exclusion of Colonial First State Investments Limited except for provisions allowing Colonial First State Investments Limited to terminate the agreement with the manager or to exercise those powers where the agreement is terminated.</p> <p>Nature of relevant interest derived from; stapled securities 25,432,905</p>	
The Colonial Mutual Life Assurance Society Limited ACN 004 021 809	<p>Relevant interest under paragraph 608(1)(a), 608(1)(b) and/or 608(1)(c) of the Corporations Act 2001 (Cth), being a relevant interest arising from holding securities, having the power to control the exercise of the right to vote attached to securities and/or to control the exercise of the power to dispose of securities in a proprietary capacity as a life insurance company. Statutory fund holdings are held by external custodians and voted by the relevant investment manager, so CMLA's relevant interest is qualified accordingly. In addition, if any OTC derivatives, warrants or other securities (other than ordinary shares or ordinary units (as applicable)) are referred to below in this row, the relevant interest in respect of those securities arises under subsection 608(8) being an accelerated relevant interest held in the same capacity.</p> <p>Nature of relevant interest derived from; stapled securities 2,724,467</p>	2,724,467 Fully paid stapled securities
Acadian Asset Management (Australia) Limited ACN 114 200 127	<p>Relevant interest under paragraph 608(1)(b) and/or 608(1)(c) of the Corporations Act 2001 (Cth), being a relevant interest arising from having the power to control the exercise of the right to vote attached to securities and/or to control the exercise of the power to dispose of securities in its capacity as investment manager, as provided for under its investment mandates. In addition, if any OTC derivatives, warrants or other securities (other than ordinary shares or ordinary units (as applicable)) are referred to below in this row, the relevant interest in respect of those securities arises under subsection 608(8) being an accelerated relevant interest held in the same capacity.</p> <p>Nature of relevant interest derived from; stapled securities 45,067</p>	45,067 Fully paid stapled securities
Colonial First State Asset Management (Australia)	<p>Relevant interest under paragraph 608(1)(b) and/or 608(1)(c) of the Corporations Act 2001 (Cth), being a</p>	28,212,722 Fully paid stapled securities

<p>Limited ACN 114 194 311</p>	<p>relevant interest arising from having the power to control the exercise of the right to vote attached to securities and/or to control the exercise of the power to dispose of securities in its capacity as investment manager (as provided for under its investment mandates). In addition, if any OTC derivatives, warrants or other securities (other than ordinary shares or ordinary units (as applicable)) are referred to below in this row, the relevant interest in respect of those securities arises under subsection 608(8) being an accelerated relevant interest held in the same capacity.</p> <p>Nature of relevant interest derived from; stapled securities 28,212,722</p>	
--------------------------------	---	--

4. Details of present registered holders

The persons registered as holders of the securities referred to in paragraph 3 above are as follows

Holder of relevant interest	Registered holder of securities	Person entitled to be registered as holder	Class and number of securities
CBA Equities Limited ACN 003 485 952	Share Direct Nominees Pty Limited		4,748,102 Fully paid stapled securities
CBA Equities Limited ACN 003 485 952	SBN Nominees Pty Limited		1,897,000 Fully paid stapled securities
Avanteos Investments Limited ACN 096 259 979	Avanteos Investments Limited		2,289,730 Fully paid stapled securities
Colonial First State Investments Limited (Note 1) ACN 002 348 352	Citicorp Nominees Pty Limited (Australia)		9,279,185 Fully paid stapled securities
Colonial First State Investments Limited (Note 1) ACN 002 348 352	Citibank N A Hong Kong		16,422,056 Fully paid stapled securities
Acadian Asset Management (Australia) Limited ACN 114 200 127	UBS Nominees Pty Ltd		90,362 Fully paid stapled securities
Acadian Asset Management (Australia) Limited ACN 114 200 127	JPMorgan (UK)		45,067 Fully paid stapled securities
Commonwealth Bank Officers Superannuation Corporation Pty Limited ACN 074 519 798	Citicorp Nominees Pty Limited (Australia)		1,122,884 Fully paid stapled securities
Realindex Investments Pty Limited ACN 133 312 017	National Bank Nominees Pty Limited		378,432 Fully paid stapled securities
Realindex Investments Pty Limited ACN 133 312 017	Citibank N A Hong Kong		3,508,086 Fully paid stapled securities
Colonial First State Asset Management (Australia) Limited ACN 114 194 311	Nomura Bank (Luxembourg) S.A.		1,142,443 Fully paid stapled securities
Colonial First State Asset Management (Australia) Limited ACN 114 194 311	Northern Trust Company		18,292,457 Fully paid stapled securities
Colonial First State Asset Management (Australia) Limited ACN 114 194 311	Brown Brothers Harriman		1,940,607 Fully paid stapled securities
Colonial First State Asset Management (Australia) Limited ACN 114 194 311	National Bank Nominees Pty Limited		1,055,301 Fully paid stapled securities

Colonial First State Asset Management (Australia) Limited ACN 114 194 311	JPMorgan (UK)		2,287,721 Fully paid stapled securities
Colonial First State Asset Management (Australia) Limited ACN 114 194 311	BNP Paribas Securities		1,485,741 Fully paid stapled securities
Colonial First State Asset Management (Australia) Limited ACN 114 194 311	Citicorp Nominees Pty Limited (Australia)		20,526,356 Fully paid stapled securities
Colonial First State Asset Management (Australia) Limited ACN 114 194 311	Citigroup Prime Broker		31,843 Fully paid stapled securities
Colonial First State Asset Management (Australia) Limited ACN 114 194 311	Citibank N A London		1,742,357 Fully paid stapled securities
Colonial First State Asset Management (Australia) Limited ACN 114 194 311	Citibank N A Hong Kong		2,265,443 Fully paid stapled securities

5. Consideration

The consideration paid for each relevant interest referred to in paragraph 3 above, and acquired in the four months prior to the day that the substantial holder became a substantial holder is as follows:

Holder of relevant interest	Date of acquisition	Consideration-Cash	Consideration-Non-Cash	Class and number of securities
See annexure B to this notice				

6. Associates

The reasons the persons named in paragraph 3 above are associates of the substantial holder are as follows:

Name and ACN/ARSN (if applicable)	Nature of association
ASB Group Investments Limited Company Number 533945	An indirect wholly-owned subsidiary, and therefore related body corporate, of Commonwealth Bank of Australia
First State Investments (Hong Kong) Ltd ACN 206616	An indirect wholly-owned subsidiary, and therefore related body corporate, of Commonwealth Bank of Australia
CBA Equities Limited ACN 003 485 952	An indirect wholly-owned subsidiary, and therefore related body corporate, of Commonwealth Bank of Australia
Commonwealth Bank Officers Superannuation Corporation Pty Limited ACN 074 519 798	A direct wholly-owned subsidiary, and therefore related body corporate, of Commonwealth Bank of Australia
Acadian Asset Management (Australia) Limited ACN 114 200 127	An indirect partly-owned subsidiary of Commonwealth Bank of Australia which it controls.
Colonial First State Asset Management (Australia) Limited ACN 114 194 311	An indirect wholly-owned subsidiary, and therefore related body corporate, of Commonwealth Bank of Australia
First State Investment Management (UK) Limited ACN SC0 477 08	An indirect wholly-owned subsidiary, and therefore related body corporate, of Commonwealth Bank of Australia
Avanteos Investments Limited ACN 096 259 979	An indirect wholly-owned subsidiary, and therefore related body corporate, of Commonwealth Bank of Australia
Realindex Investments Pty Limited ACN 133 312 017	An indirect wholly-owned subsidiary, and therefore related body corporate, of Commonwealth Bank of Australia
First State Investments International Limited ACN SC0 790 63	An indirect wholly-owned subsidiary, and therefore related body corporate, of Commonwealth Bank of Australia
Colonial First State Investments Limited ACN 002 348 352	An indirect wholly-owned subsidiary, and therefore related body corporate, of Commonwealth Bank of Australia
Sovereign Services Limited ACN 969417	An indirect wholly-owned subsidiary, and therefore related body corporate, of Commonwealth Bank of Australia
The Colonial Mutual Life Assurance Society Limited ACN 004 021 809	An indirect wholly-owned subsidiary, and therefore related body corporate, of Commonwealth Bank of Australia

7. Addresses

The addresses of persons named in this form are as follows:

Name	Address
ASB Group Investments Limited Company Number 533945	Level 2, ASB North Wharf, 12 Jellicoe Street, Auckland, 1010 , New Zealand
First State Investments (Hong Kong) Ltd ACN 206616	6th Floor, Three Exchange Square, 8 Connaught Place, Central, Hong Kong
CBA Equities Limited ACN 003 485 952	Ground Floor Tower 1, 201 Sussex Street, Sydney, NSW, 2000, Australia
Commonwealth Bank Officers Superannuation Corporation Pty Limited ACN 074 519 798	Level 11 Tower 1, 201 Sussex St Sydney NSW 2001
Acadian Asset Management (Australia) Limited ACN 114 200 127	'Australia Square' Suite 2, Level 40, 264-278 George Street, Sydney, 2000, Australia
Colonial First State Asset Management (Australia) Limited ACN 114 194 311	Ground Floor Tower 1, 201 Sussex Street, Sydney, NSW, 2000, Australia
First State Investment Management (UK) Limited ACN SC0 477 08	23 St Andrew Square Edinburgh EH2 1BB
Avanteos Investments Limited ACN 096 259 979	Ground Floor Tower 1, 201 Sussex Street, Sydney, NSW, 2000, Australia
Realindex Investments Pty Limited ACN 133 312 017	Ground Floor Tower 1, 201 Sussex Street, Sydney, NSW, 2000, Australia
First State Investments International Limited ACN SC0 790 63	Level 3, 30 Cannon Street, London, England
Colonial First State Investments Limited ACN 002 348 352	Ground Floor Tower 1, 201 Sussex Street, Sydney, NSW, 2000, Australia
Sovereign Services Limited ACN 969417	Level 2, ASB North Wharf, 12 Jellicoe Street, Auckland, 1010 , New Zealand
The Colonial Mutual Life Assurance Society Limited ACN 004 021 809	Ground Floor Tower 1, 201 Sussex Street, Sydney, NSW, 2000, Australia

8. Signature

NOTE 1--(This note is relevant to section 2,3,4 and 5)

The relevant interests in these securities:

- a) are/were held by Colonial First State Investments Limited (CFS) as responsible entity of the specified registered managed investment schemes and relate(d) to holdings in connection with the Colonial First State First Choice product range. Decisions to buy/sell those securities and exercise voting rights in relation to those securities are made by managers to whom CFS has outsourced those functions. By instrument dated 29 October 2001 the Australian Securities and Investments Commission ("ASIC") has granted certain relief to CFS and its related bodies corporate for these holdings from the applicable provisions of Chapter 6 of the Corporations Act in relation to the acquisition of or increase in voting power of such securities (the Manager Relief). These managers are not associates of, other than by virtue of an agreement in accordance with the terms of the Manager Relief, the Commonwealth Bank of Australia group; or
- b) are/were held by or for the benefit of specified index funds where the funds have an objective of maintaining a portfolio tracking error less than 0.5% per annum. ASIC has granted certain relief to CFS and its related bodies corporate for these holdings from the applicable provisions of Chapter 6 of the Corporations Act in relation to the acquisition of or increase in voting power of such securities.




Dated the 22 day of May 2015

Carla Collingwood-Company Secretary

Annexure A

This is annexure A referred to in Form 603, Notice of initial substantial holder dated 21/05/2015



Carla Collingwood Company Secretary Dated the 22 May 2015

SCHEDULE

ACADIAN ASSET MANAGEMENT (AUSTRALIA) LIMITED	CBA A320 5156 PTY LIMITED
ADVICE ESSENTIALS PTY LIMITED	CBA A320 5249 PTY LTD
AEGIS CORRECTIONAL PARTNERSHIP PTY LTD	CBA A320 5289 PTY LTD
AEGIS LIMITED	CBA A320 5638 PTY LTD
AHL HOLDINGS PTY LIMITED	CBA A320 AIRCRAFT NO1 PTY LTD
ALTONA V6 PTY LIMITED	CBA A330 1427 Pty Ltd
ASB BANK LIMITED	CBA A330 1453 PTY LIMITED
ASB CAPITAL LIMITED	CBA AIR A320 2714 PTY LTD
ASB CAPITAL LIMITED (NZX-ASBPA)	CBA AIR PTY LTD
ASB CAPITAL NO.2 LIMITED	CBA ASSET FINANCE (NZ) LIMITED
ASB CAPITAL NO.2 LIMITED (NZX-ASBPB)	CBA ASSET HOLDINGS (NZ) LIMITED
ASB FINANCE LIMITED	CBA B377 37091 PTY LTD
ASB FUNDING LIMITED	CBA CAPITAL AUSTRALIA (NO 2) PTY LIMITED
ASB GROUP (LIFE) LIMITED	CBA CAPITAL AUSTRALIA LIMITED
ASB GROUP INVESTMENTS LIMITED	CBA CAPITAL HOLDINGS INC.
ASB HOLDINGS LIMITED	CBA CAPITAL TRUST I
ASB MANAGEMENT SERVICES LIMITED	CBA CAPITAL TRUST II
ASB NOMINEES LIMITED	CBA CORPORATE SERVICES (NSW) PTY LIMITED
ASB SECURITIES LIMITED	CBA CORPORATE SERVICES (VIC) PTY LIMITED
ASKLEPIOS LIMITED	CBA EQUITIES LIMITED
ASPIRE SCHOOLS FINANCING (QLD) PTY LIMITED	CBA EUROPE LIMITED
ASPIRE SCHOOLS HOLDINGS (QLD) PTY LIMITED	CBA FUNDING (NZ) LIMITED
AUSIEX NOMINEES PTY LIMITED	CBA FUNDING HOLDINGS PTY LTD
AUSTRALIAN INVESTMENT EXCHANGE LIMITED	CBA FUNDING TRUST I
AVANTEOS INVESTMENTS LIMITED	CBA INTERNATIONAL FINANCE PTY. LIMITED
AVANTEOS PTY LTD	CBA INVESTMENTS (NO.4) LIMITED
BANK OF HANGZHOU CO. LTD	CBA INVESTMENTS PTY LIMITED
BANKWEST FOUNDATION LIMITED	CBA IT CO PTY LIMITED
BDELTA VESSEL NO 1 PTY LTD	CBA MTE RAIL COMPANY PTY LIMITED
BDELTA VESSEL NO 2 PTY LTD	CBA NZ HOLDING LIMITED
BDELTA VESSEL NO 3 PTY LTD	CBA RAIL & TRAM COMPANY PTY LIMITED
BDELTA VESSEL NO 4 PTY LTD	CBA REAL ESTATE FUNDING (NZ) LIMITED
BOCOMMLIFE INSURANCE COMPANY LIMITED	CBA SA HOLDINGS PROPRIETARY LIMITED
BOND INVESTMENTS NO 1 LIMITED	CBA SERVICES SINGAPORE PTE LTD
BOND INVESTMENTS UK LIMITED	CBA SPECIALISED FINANCING PTY LIMITED
BURDEKIN INVESTMENTS LIMITED	CBA STAFF COMMUNITY FUND LIMITED
BW FINANCIAL ADVICE LIMITED	CBA USD FUNDING LIMITED
BW SECURITISATION MANAGEMENT PTY LTD	CBA USD INVESTMENTS PTY LIMITED
BWA GROUP SERVICES PTY LTD	CBFC LEASING PTY. LIMITED
BWA INTELLECTUAL PROPERTY HOLDINGS LIMITED	CBFC LIMITED
CABLE BEACH PTY LIMITED	CFS Newham Limited
CAPITAL 121 PTY LIMITED	CFSPA I EUROPE CO LIMITED (formerly known as
CARDS NZ LIMITED	CFSPA I MALTA CO LIMITED)
CBA (EUROPE) FINANCE LTD	CFSPA I EUROPE HOLDCO LIMITED (formerly known
CBA A320 4077 PTY LTD	as CFSPA I MALTA HOLDCO LIMITED)
	CHRISTMAS BREAK PTY LTD
	CHULLORA EQUITY INVESTMENT (NO 1) PTY

LIMITED
 CHULLORA EQUITY INVESTMENT (NO 2) PTY LIMITED
 CHULLORA EQUITY INVESTMENT (NO 3) PTY LIMITED
 CIPL ARARAT PTY LTD
 CIPL SA SCHOOLS PTY LTD
 CIPL SENTINEL HOLDINGS PTY LTD
 CIPL SENTINEL PTY LTD
 CISL (HAZELWOOD) PTY. LIMITED
 CITICORP NOMINEES PTY LTD AS CUSTODIAN FOR THE TRUSTEE OF COLONIAL FIRST STATE ACTIVE INFRASTRUCTURE INCOME FUND
 CM-SOMERTON PTY. LTD.
 CMG ASIA LIFE HOLDINGS LIMITED
 CMG ASIA PTY LTD
 COLLATERAL LEASING PTY LTD
 Colonial (UK) Trustees Limited
 COLONIAL FINANCE PTY LIMITED
 COLONIAL FIRST STATE ASSET MANAGEMENT (AUSTRALIA) LIMITED
 COLONIAL FIRST STATE GROUP LIMITED
 COLONIAL FIRST STATE INFRASTRUCTURE HOLDINGS LIMITED
 COLONIAL FIRST STATE INFRASTRUCTURE MANAGERS (AUSTRALIA) PTY LTD
 Colonial First State Investment Managers (UK) Limited
 COLONIAL FIRST STATE INVESTMENTS LIMITED
 COLONIAL FIRST STATE MANAGED INFRASTRUCTURE LIMITED
 COLONIAL HOLDING COMPANY LIMITED
 COLONIAL LGA HOLDINGS PTY LIMITED
 COLONIAL MUTUAL SUPERANNUATION PTY. LTD.
 COLONIAL SERVICES PTY LIMITED
 COMMBANK EUROPE LIMITED
 COMMBANK MANAGEMENT CONSULTING (ASIA) COMPANY LIMITED
 COMMBANK MANAGEMENT CONSULTING (SHANGHAI) COMPANY LIMITED
 COMMCAPITAL S.A.R.L
 COMMFOUNDATION PTY LIMITED
 COMMINTERNATIONAL LIMITED
 COMMONWEALTH AUSTRALIA SECURITIES LLC
 COMMONWEALTH BANK OF AUSTRALIA
 COMMONWEALTH BANK OF AUSTRALIA (CHENG'AN) COUNTY BANK CO. LTD.
 COMMONWEALTH BANK OF AUSTRALIA (CIXIAN) COUNTY BANK CO. LTD
 COMMONWEALTH BANK OF AUSTRALIA (DENG FENG) COUNTY BANK CO. LTD
 COMMONWEALTH BANK OF AUSTRALIA (HANDANXIAN) COUNTY BANK CO. LTD.
 COMMONWEALTH BANK OF AUSTRALIA (JIYUAN) COUNTY BANK CO. LTD
 COMMONWEALTH BANK OF AUSTRALIA (LANKAO) COUNTY BANK CO. LTD
 COMMONWEALTH BANK OF AUSTRALIA (LUANCHENG) COUNTY BANK CO. LTD
 COMMONWEALTH BANK OF AUSTRALIA (MIANCHI) COUNTY BANK CO. LTD
 COMMONWEALTH BANK OF AUSTRALIA (SHEXIAN) COUNTY BANK CO. LTD
 COMMONWEALTH BANK OF AUSTRALIA (UK) STAFF BENEFITS SCHEME TRUSTEE COMPANY LIMITED
 COMMONWEALTH BANK OF AUSTRALIA (WEIXIAN) COUNTY BANK CO. LTD.
 COMMONWEALTH BANK OF AUSTRALIA (WENXIAN) COUNTY BANK CO. LTD
 COMMONWEALTH BANK OF AUSTRALIA (XINJI) COUNTY BANK CO. LTD
 COMMONWEALTH BANK OF AUSTRALIA (YICHUAN) COUNTY BANK CO. LTD
 COMMONWEALTH BANK OF AUSTRALIA (YONGCHENG) COUNTY BANK CO. LTD
 COMMONWEALTH BANK OF AUSTRALIA (YONGNIAN) COUNTY BANK CO. LTD
 COMMONWEALTH BANK OFFICERS SUPERANNUATION CORPORATION PTY LIMITED
 Commonwealth Custodial Services Pty Ltd
 COMMONWEALTH DEVELOPMENT BANK OF AUSTRALIA PTY LIMITED
 COMMONWEALTH FINANCIAL PLANNING LIMITED
 COMMONWEALTH INSURANCE HOLDINGS LIMITED
 COMMONWEALTH INSURANCE LIMITED
 COMMONWEALTH INVESTMENT SERVICES PTY LIMITED
 COMMONWEALTH INVESTMENTS PTY LIMITED
 COMMONWEALTH PRIVATE LIMITED
 COMMONWEALTH SECURITIES LIMITED
 COMMONWEALTH INTERNATIONAL HOLDINGS PTY LIMITED
 COMSEC NOMINEES PTY LIMITED
 CORE EQUITY SERVICES NOMINEES PTY LIMITED
 COUNT FINANCE PTY LIMITED
 COUNT FINANCIAL LIMITED
 CPPIB AUSTRALIAN HOLDINGS NO. 1 PTY LIMITED
 CRYSTAL AVENUE PTY LIMITED
 CTB AUSTRALIA LIMITED
 DAWN RAPTOR PTY LTD ATF DAWN RAPTOR TRUST
 EDGE FIELD MARKETING PROPRIETARY LIMITED
 EMERALD HOLDING COMPANY PTY LIMITED
 EQUIGROUP HOLDINGS PTY LIMITED
 FINANCIAL WISDOM LIMITED
 FINCONNECT (AUSTRALIA) PTY LTD
 FIRST STATE CINDA FUND MANAGEMENT COMPANY LIMITED
 First State Diversified Hedge Fund Limited
 First State European Diversified Infrastructure Sarl
 First State Funds Plc
 First State Global Umbrella Fund Public Limited Company
 First State Hedge Funds SPC Limited
 FIRST STATE INFRASTRUCTURE MANAGERS (INTERNATIONAL) LIMITED
 First State Infrastructure S.à r.l.
 First State Investment Management (UK) Limited
 FIRST STATE INVESTMENT MANAGERS (ASIA) LIMITED
 First State Investment Services (UK) Limited
 FIRST STATE INVESTMENTS (HONG KONG)


LIMITED

FIRST STATE INVESTMENTS (JAPAN) LIMITED
 FIRST STATE INVESTMENTS (NZ) LIMITED
 FIRST STATE INVESTMENTS (SINGAPORE)
 First State Investments (UK Holdings) Limited
 First State Investments (UK) Limited
 FIRST STATE INVESTMENTS (US) LLC
 First State Investments Fund Management Sarl
 First State Investments GIP Management Sarl
 FIRST STATE INVESTMENTS HOLDINGS
 (SINGAPORE) LIMITED
 First State Investments ICVC
 First State Investments International Inc
 First State Investments International Limited
 FIRST STATE INVESTMENTS US HOLDINGS PTY
 LIMITED (PENDING DEREGISTRATION AS AT 24
 APRIL 2015)
 FIRST STATE NOMINEES (HONG KONG) LIMITED
 FSIB LTD (formerly known as FIRST STATE
 INVESTMENTS (BERMUDA) LIMITED)
 FSIC Limited (formerly known as First State
 Investments (Cayman) Limited)
 GT USD FUNDING PTY LIMITED
 HAZELWOOD INVESTMENT COMPANY PTY
 LIMITED
 HEBEI XINSHISANG INDUSTRIAL CO. LTD
 HOMEPATH PTY LIMITED
 HUAYU AGRICULTURAL SCIENCE AND
 TECHNOLOGY CO. LTD.
 INVERLOCH LEASING PTY LIMITED
 INVESTMENT CUSTODIAL SERVICES LIMITED
 INVESTOR SECURITIES PTY LTD
 INVESTORWEB.COM. PTY LIMITED
 IWL BROKING SOLUTIONS LIMITED
 IWL LIMITED
 JACQUES MARTIN ADMINISTRATION AND
 CONSULTING PTY LTD
 JACQUES MARTIN PTY. LTD.
 Lochness Holdings Limited
 LOFT NO 1 PTY LIMITED
 LOFT NO 2 PTY LIMITED
 LOFT NO.3 PTY LIMITED
 M M A L FLEET LEASE ARRANGER PTY LTD
 MIS FUNDING NO.1 PTY LIMITED
 MORTGAGE HOLDING TRUST COMPANY LIMITED
 MTE DEBT VEHICLE PTY LTD
 MTE LESSOR 1 PTY LTD
 MTE LESSOR 2 PTY LTD
 MTE LESSOR 3 PTY LTD
 MTE LESSOR 4 PTY LTD
 MTE LESSOR 5 PTY LTD
 MTE NOMINEE PARTNER PTY LTD
 NETSHARE NOMINEES PTY LTD
 NEWPORT LIMITED
 NIMITZ NOMINEES PTY LIMITED
 ORE & OVERBURDEN PTY LIMITED
 PINNACLE EDUCATION SA HOLDING COMPANY
 PTY LIMITED
 PREFERRED CAPITAL LIMITED
 PREMIUM ALTERNATIVE INVESTMENTS PTY
 LIMITED

PREMIUM CUSTODY SERVICES PTY LTD
 PREMIUM PLANTATIONS PTY LIMITED
 PREMIUM PLANTATIONS SERVICES PTY LTD
 PT BANK COMMONWEALTH
 PT COMMONWEALTH LIFE
 PT FIRST STATE INVESTMENTS INDONESIA
 Purangi Developments Limited
 QILU BANK CO. LTD.
 REALINDEX INVESTMENTS PTY LIMITED
 RELIANCE ACHIEVER PTY LIMITED
 RESIDENTIAL MORTGAGE GROUP PTY LTD
 ROCK & RUBBLE (DEBT VEHICLE) PTY LIMITED
 ROCK & RUBBLE (EXISTING) PTY LIMITED
 ROCK & RUBBLE (NEW) PTY LIMITED
 SAF MINING NO.2 PTY LIMITED
 SAF Mining No1 Pty Limited
 SAFE NO1 PTY LTD
 SAFE NO17 PTY LIMITED
 SAFE NO2 PTY LTD
 SAFE NO3 PTY LTD
 SAFE NO4 PTY LIMITED
 SAFE NO9 PTY LIMITED
 SAFE USD HOLDINGS PTY LTD
 SBN NOMINEES PTY. LIMITED
 SECURITISATION ADVISORY SERVICES PTY.
 LIMITED
 SECURITISATION MANAGEMENT SERVICES
 LIMITED
 SECURITY HOLDING INVESTMENT ENTITY LINKING
 DEALS LIMITED
 SENBARY PTY LIMITED
 SHARE DIRECT NOMINEES PTY LIMITED
 SHARE INVESTMENTS PTY LIMITED
 SI Holdings Limited
 SIF RAILWAY NO.1 PTY LIMITED
 SIF RAILWAY NO.2 PTY LIMITED
 SOUTH AUSTRALIAN FLEET LEASE ARRANGER
 PTY LTD
 SOVEREIGN ASSURANCE COMPANY LIMITED
 SOVEREIGN SERVICES LIMITED
 SOVEREIGN SUPERANNUATION FUNDS LIMITED
 SOVEREIGN SUPERANNUATION TRUSTEES
 LIMITED
 SPARAD (NO.24) PTY. LIMITED (PENDING
 DEREGISTRATION AS AT 13/3/15)
 ST ANDREW'S AUSTRALIA PTY LTD
 STATE NOMINEES LTD
 SWAN SECURITISATION FINANCE PTY LIMITED
 SWAN SECURITISATION INVESTMENTS PTY LTD.
 T.W. CUSTODIANS LIMITED
 TANKSTREAM RAIL (BY - 1) PTY LIMITED
 TANKSTREAM RAIL (BY - 2) PTY LIMITED
 TANKSTREAM RAIL (BY - 3) PTY LIMITED
 TANKSTREAM RAIL (BY - 4) PTY LIMITED
 TANKSTREAM RAIL (SW - 1) PTY LIMITED
 TANKSTREAM RAIL (SW - 2) PTY LIMITED
 TANKSTREAM RAIL (SW - 3) PTY LIMITED
 TANKSTREAM RAIL (SW - 4) PTY LIMITED
 TANKSTREAM RAIL (VICTORIA) PTY LIMITED
 THE COLONIAL MUTUAL LIFE ASSURANCE
 SOCIETY LIMITED

TOTAL KEEN INVESTMENT LIMITED
TYME CAPITAL PROPRIETARY LIMITED
TYME INTELLECTUAL PROPERTIES PROPRIETARY
LIMITED
TYME INVESTMENTS PROPRIETARY LIMITED
TYME TECHNICAL SOLUTIONS PROPRIETARY
LIMITED
VATOSCAN PROPRIETARY LIMITED
VH-VZF PTY LTD
VH-VZG PTY LTD
VH-VZH PTY LTD

VICTORIAN FLEET LEASE ARRANGER PTY LTD
VIETNAM INTERNATIONAL BANK (VIETNAM
INTERNATIONAL COMMERCIAL JOINT STOCK
BANK)
VIPRO PTY LIMITED
Walkers Nominees Limited
WESTSIDE PROPERTIES LIMITED
WHITTAKER MACNAUGHT PTY. LTD.

Annexure BThis is annexure B referred to in Form 603, Notice of initial substantial holder dated **21/05/2015**


Carla Collingwood Company Secretary Dated the 22 May 2015

Commonwealth Bank Officers Superannuation Corporation Pty Limited ACN 074 519 798

Holder of relevant interest	Date of acquisition	Consideration Cash	Consideration Non-Cash	Class and number of securities
Commonwealth Bank Officers Superannuation Corporation Pty Limited ACN 074 519 798	Monday, 26 January 2015	379,422.54		89,698 Units

CBA Equities Limited ACN 003 485 952

Holder of relevant interest	Date of acquisition	Consideration Cash	Consideration Non-Cash	Class and number of securities
CBA Equities Limited ACN 003 485 952	Tuesday, 5 May 2015	N/A		800,000 Units (borrowed from Citigroup Global Markets Australia Pty Ltd, see Annexure C)
CBA Equities Limited ACN 003 485 952	Thursday, 21 May 2015	8,498,560.00		1,897,000 Units
CBA Equities Limited ACN 003 485 952	Wednesday, 4 February 2015	47,255.30		9,980 Units
CBA Equities Limited ACN 003 485 952	Wednesday, 4 February 2015	94.70		20 Units
CBA Equities Limited ACN 003 485 952	Monday, 9 March 2015	4.63		1 Units
CBA Equities Limited ACN 003 485 952	Monday, 9 March 2015	78.80		17 Units
CBA Equities Limited ACN 003 485 952	Monday, 9 March 2015	3,406.72		735 Units
CBA Equities Limited ACN 003 485 952	Monday, 9 March 2015	315.18		68 Units
CBA Equities Limited ACN 003 485 952	Monday, 9 March 2015	741.60		160 Units

CBA Equities Limited ACN 003 485 952	Monday, 9 March 2015	857.47		185 Units
CBA Equities Limited ACN 003 485 952	Monday, 9 March 2015	1,580.53		341 Units
CBA Equities Limited ACN 003 485 952	Monday, 9 March 2015	1,237.54		267 Units
CBA Equities Limited ACN 003 485 952	Monday, 9 March 2015	834.30		180 Units
CBA Equities Limited ACN 003 485 952	Monday, 9 March 2015	903.82		195 Units
CBA Equities Limited ACN 003 485 952	Monday, 9 March 2015	542.29		117 Units
CBA Equities Limited ACN 003 485 952	Monday, 9 March 2015	403.25		87 Units
CBA Equities Limited ACN 003 485 952	Monday, 9 March 2015	41.71		9 Units
CBA Equities Limited ACN 003 485 952	Monday, 9 March 2015	4.63		1 Units
CBA Equities Limited ACN 003 485 952	Monday, 9 March 2015	2,090.38		451 Units
CBA Equities Limited ACN 003 485 952	Monday, 9 March 2015	565.47		122 Units
CBA Equities Limited ACN 003 485 952	Monday, 9 March 2015	13.90		3 Units
CBA Equities Limited ACN 003 485 952	Monday, 9 March 2015	2,164.55		467 Units
CBA Equities Limited ACN 003 485 952	Monday, 9 March 2015	426.42		92 Units
CBA Equities Limited ACN 003 485 952	Monday, 9 March 2015	9,270.00		2,000 Units
CBA Equities Limited ACN 003 485 952	Monday, 9 March 2015	11,647.75		2,513 Units
CBA Equities Limited ACN 003 485 952	Monday, 9 March 2015	1,427.58		308 Units
CBA Equities Limited ACN 003 485 952	Monday, 9 March 2015	29,566.66		6,379 Units
CBA Equities Limited	Monday, 9 March 2015	1,181.93		255 Units

ACN 003 485 952				
CBA Equities Limited ACN 003 485 952	Monday, 9 March 2015	7,295.49		1,574 Units
CBA Equities Limited ACN 003 485 952	Monday, 9 March 2015	1,668.60		360 Units
CBA Equities Limited ACN 003 485 952	Monday, 9 March 2015	4,672.08		1,008 Units
CBA Equities Limited ACN 003 485 952	Monday, 9 March 2015	630.36		136 Units
CBA Equities Limited ACN 003 485 952	Monday, 9 March 2015	843.57		182 Units
CBA Equities Limited ACN 003 485 952	Monday, 9 March 2015	2,285.05		493 Units
CBA Equities Limited ACN 003 485 952	Monday, 9 March 2015	111.24		24 Units
CBA Equities Limited ACN 003 485 952	Monday, 9 March 2015	305.91		66 Units
CBA Equities Limited ACN 003 485 952	Monday, 9 March 2015	398.61		86 Units
CBA Equities Limited ACN 003 485 952	Monday, 9 March 2015	50,822.77		10,965 Units
CBA Equities Limited ACN 003 485 952	Monday, 9 March 2015	162,225.00		35,000 Units
CBA Equities Limited ACN 003 485 952	Monday, 9 March 2015	301,868.28		65,128 Units
CBA Equities Limited ACN 003 485 952	Monday, 9 March 2015	23,290.88		5,025 Units
CBA Equities Limited ACN 003 485 952	Wednesday, 11 March 2015	221.76		48 Units
CBA Equities Limited ACN 003 485 952	Wednesday, 11 March 2015	926.64		198 Units
CBA Equities Limited ACN 003 485 952	Wednesday, 11 March 2015	931.32		199 Units
CBA Equities Limited ACN 003 485 952	Wednesday, 11 March 2015	931.32		199 Units
CBA Equities Limited ACN 003 485 952	Wednesday, 11 March 2015	931.32		199 Units

CBA Equities Limited ACN 003 485 952	Wednesday, 11 March 2015	926.64		198 Units
CBA Equities Limited ACN 003 485 952	Wednesday, 11 March 2015	46,800.00		10,000 Units
CBA Equities Limited ACN 003 485 952	Wednesday, 11 March 2015	50,052.60		10,695 Units
CBA Equities Limited ACN 003 485 952	Wednesday, 11 March 2015	973.44		208 Units
CBA Equities Limited ACN 003 485 952	Wednesday, 11 March 2015	6,720.48		1,436 Units
CBA Equities Limited ACN 003 485 952	Wednesday, 11 March 2015	51.48		11 Units
CBA Equities Limited ACN 003 485 952	Wednesday, 11 March 2015	383.76		82 Units
CBA Equities Limited ACN 003 485 952	Wednesday, 11 March 2015	918.72		198 Units
CBA Equities Limited ACN 003 485 952	Wednesday, 11 March 2015	923.36		199 Units
CBA Equities Limited ACN 003 485 952	Wednesday, 11 March 2015	923.36		199 Units
CBA Equities Limited ACN 003 485 952	Wednesday, 11 March 2015	1,132.16		244 Units
CBA Equities Limited ACN 003 485 952	Wednesday, 11 March 2015	8,542.24		1,841 Units
CBA Equities Limited ACN 003 485 952	Wednesday, 11 March 2015	20,383.52		4,393 Units
CBA Equities Limited ACN 003 485 952	Wednesday, 11 March 2015	320.16		69 Units
CBA Equities Limited ACN 003 485 952	Wednesday, 11 March 2015	92.80		20 Units
CBA Equities Limited ACN 003 485 952	Wednesday, 11 March 2015	923.36		199 Units
CBA Equities Limited ACN 003 485 952	Wednesday, 11 March 2015	7,326.56		1,579 Units
CBA Equities Limited ACN 003 485 952	Wednesday, 11 March 2015	13,377.12		2,883 Units
CBA Equities Limited	Wednesday, 11 March	15,697.12		3,383 Units

ACN 003 485 952	2015			
CBA Equities Limited ACN 003 485 952	Wednesday, 11 March 2015	17,353.60		3,740 Units
CBA Equities Limited ACN 003 485 952	Wednesday, 11 March 2015	168,561.52		36,172 Units
CBA Equities Limited ACN 003 485 952	Wednesday, 11 March 2015	919.38		199 Units
CBA Equities Limited ACN 003 485 952	Wednesday, 11 March 2015	3,679.52		793 Units
CBA Equities Limited ACN 003 485 952	Wednesday, 11 March 2015	25,571.63		5,529 Units
CBA Equities Limited ACN 003 485 952	Wednesday, 11 March 2015	55,301.13		11,957 Units
CBA Equities Limited ACN 003 485 952	Wednesday, 11 March 2015	47,438.63		10,257 Units
CBA Equities Limited ACN 003 485 952	Wednesday, 11 March 2015	60.32		13 Units
CBA Equities Limited ACN 003 485 952	Wednesday, 11 March 2015	23,150.00		5,000 Units
CBA Equities Limited ACN 003 485 952	Wednesday, 11 March 2015	1,151.63		249 Units
CBA Equities Limited ACN 003 485 952	Wednesday, 11 March 2015	578.13		125 Units
CBA Equities Limited ACN 003 485 952	Wednesday, 11 March 2015	46,300.00		10,000 Units
CBA Equities Limited ACN 003 485 952	Wednesday, 11 March 2015	2,136.75		462 Units
CBA Equities Limited ACN 003 485 952	Wednesday, 11 March 2015	1,151.63		249 Units
CBA Equities Limited ACN 003 485 952	Wednesday, 11 March 2015	7,263.40		1,557 Units
CBA Equities Limited ACN 003 485 952	Wednesday, 11 March 2015	6,540.33		1,402 Units
CBA Equities Limited ACN 003 485 952	Wednesday, 11 March 2015	1,385.51		297 Units
CBA Equities Limited ACN 003 485 952	Wednesday, 11 March 2015	695.09		149 Units

CBA Equities Limited ACN 003 485 952	Wednesday, 11 March 2015	1,845.89		394 Units
CBA Equities Limited ACN 003 485 952	Wednesday, 11 March 2015	6,418.45		1,370 Units
CBA Equities Limited ACN 003 485 952	Wednesday, 11 March 2015	931.32		199 Units
CBA Equities Limited ACN 003 485 952	Wednesday, 11 March 2015	126,218.58		26,941 Units
CBA Equities Limited ACN 003 485 952	Wednesday, 11 March 2015	931.32		199 Units
CBA Equities Limited ACN 003 485 952	Wednesday, 11 March 2015	3,608.28		771 Units
CBA Equities Limited ACN 003 485 952	Wednesday, 11 March 2015	96,464.16		20,612 Units
CBA Equities Limited ACN 003 485 952	Wednesday, 11 March 2015	931.32		199 Units
CBA Equities Limited ACN 003 485 952	Wednesday, 11 March 2015	3,121.56		667 Units
CBA Equities Limited ACN 003 485 952	Wednesday, 11 March 2015	931.32		199 Units
CBA Equities Limited ACN 003 485 952	Wednesday, 11 March 2015	926.64		198 Units
CBA Equities Limited ACN 003 485 952	Wednesday, 11 March 2015	8,433.00		1,800 Units
CBA Equities Limited ACN 003 485 952	Wednesday, 11 March 2015	29,515.50		6,300 Units
CBA Equities Limited ACN 003 485 952	Wednesday, 11 March 2015	31,042.81		6,626 Units
CBA Equities Limited ACN 003 485 952	Wednesday, 11 March 2015	18,168.43		3,878 Units
CBA Equities Limited ACN 003 485 952	Wednesday, 11 March 2015	10,506.60		2,245 Units
CBA Equities Limited ACN 003 485 952	Wednesday, 11 March 2015	869.55		186 Units
CBA Equities Limited ACN 003 485 952	Wednesday, 11 March 2015	1,739.10		372 Units
CBA Equities Limited	Wednesday, 11 March	65.52		14 Units

ACN 003 485 952	2015			
CBA Equities Limited ACN 003 485 952	Thursday, 16 April 2015	69,708.60		14,895 Units
CBA Equities Limited ACN 003 485 952	Thursday, 16 April 2015	10,107.54		2,169 Units
CBA Equities Limited ACN 003 485 952	Thursday, 16 April 2015	2,022.44		434 Units
CBA Equities Limited ACN 003 485 952	Thursday, 16 April 2015	17,330.54		3,719 Units
CBA Equities Limited ACN 003 485 952	Thursday, 16 April 2015	582.50		125 Units
CBA Equities Limited ACN 003 485 952	Thursday, 16 April 2015	18,514.18		3,973 Units
CBA Equities Limited ACN 003 485 952	Friday, 17 April 2015	11,160.00		2,400 Units
CBA Equities Limited ACN 003 485 952	Friday, 17 April 2015	2,241.30		482 Units
CBA Equities Limited ACN 003 485 952	Friday, 17 April 2015	25,947.00		5,580 Units
CBA Equities Limited ACN 003 485 952	Friday, 17 April 2015	404.55		87 Units
CBA Equities Limited ACN 003 485 952	Friday, 17 April 2015	399.90		86 Units
CBA Equities Limited ACN 003 485 952	Friday, 17 April 2015	49,587.60		10,664 Units
CBA Equities Limited ACN 003 485 952	Friday, 17 April 2015	3,134.10		674 Units
CBA Equities Limited ACN 003 485 952	Friday, 17 April 2015	3,437.91		749 Units
CBA Equities Limited ACN 003 485 952	Friday, 17 April 2015	325.89		71 Units
CBA Equities Limited ACN 003 485 952	Friday, 17 April 2015	6,614.19		1,441 Units
CBA Equities Limited ACN 003 485 952	Friday, 17 April 2015	25,015.50		5,450 Units
CBA Equities Limited ACN 003 485 952	Friday, 17 April 2015	32,423.16		7,018 Units

CBA Equities Limited ACN 003 485 952	Friday, 17 April 2015	175.56		38 Units
CBA Equities Limited ACN 003 485 952	Friday, 17 April 2015	2,638.02		571 Units
CBA Equities Limited ACN 003 485 952	Friday, 17 April 2015	7,234.92		1,566 Units
CBA Equities Limited ACN 003 485 952	Friday, 17 April 2015	92.40		20 Units
CBA Equities Limited ACN 003 485 952	Friday, 17 April 2015	8,634.78		1,869 Units
CBA Equities Limited ACN 003 485 952	Friday, 17 April 2015	1,580.04		342 Units
CBA Equities Limited ACN 003 485 952	Friday, 17 April 2015	3,959.34		857 Units
CBA Equities Limited ACN 003 485 952	Friday, 17 April 2015	794.64		172 Units
CBA Equities Limited ACN 003 485 952	Friday, 17 April 2015	346.50		75 Units
CBA Equities Limited ACN 003 485 952	Friday, 17 April 2015	10,694.70		2,330 Units
CBA Equities Limited ACN 003 485 952	Friday, 17 April 2015	5,613.57		1,223 Units
CBA Equities Limited ACN 003 485 952	Friday, 17 April 2015	16,883.18		3,623 Units
CBA Equities Limited ACN 003 485 952	Friday, 17 April 2015	38,039.58		8,163 Units
CBA Equities Limited ACN 003 485 952	Friday, 17 April 2015	63,627.64		13,654 Units
CBA Equities Limited ACN 003 485 952	Friday, 17 April 2015	9,253.50		1,990 Units
CBA Equities Limited ACN 003 485 952	Friday, 17 April 2015	21,831.75		4,695 Units
CBA Equities Limited ACN 003 485 952	Friday, 17 April 2015	13,364.10		2,874 Units
CBA Equities Limited ACN 003 485 952	Friday, 17 April 2015	26,016.75		5,595 Units
CBA Equities Limited	Friday, 17 April 2015	2,790.00		600 Units

ACN 003 485 952				
CBA Equities Limited ACN 003 485 952	Friday, 17 April 2015	3,134.10		674 Units
CBA Equities Limited ACN 003 485 952	Friday, 17 April 2015	3,134.10		674 Units
CBA Equities Limited ACN 003 485 952	Friday, 17 April 2015	1,395.00		300 Units
CBA Equities Limited ACN 003 485 952	Friday, 17 April 2015	2,422.65		521 Units
CBA Equities Limited ACN 003 485 952	Friday, 17 April 2015	697.50		150 Units
CBA Equities Limited ACN 003 485 952	Friday, 17 April 2015	2,487.75		535 Units
CBA Equities Limited ACN 003 485 952	Friday, 17 April 2015	465.00		100 Units
CBA Equities Limited ACN 003 485 952	Friday, 17 April 2015	232.50		50 Units
CBA Equities Limited ACN 003 485 952	Friday, 17 April 2015	1,153.20		248 Units
CBA Equities Limited ACN 003 485 952	Friday, 17 April 2015	30,132.00		6,480 Units
CBA Equities Limited ACN 003 485 952	Friday, 17 April 2015	14,982.30		3,222 Units
CBA Equities Limited ACN 003 485 952	Friday, 17 April 2015	41,371.05		8,897 Units
CBA Equities Limited ACN 003 485 952	Friday, 17 April 2015	2,334.30		502 Units
CBA Equities Limited ACN 003 485 952	Friday, 17 April 2015	83.70		18 Units
CBA Equities Limited ACN 003 485 952	Friday, 17 April 2015	60.45		13 Units
CBA Equities Limited ACN 003 485 952	Friday, 17 April 2015	4,073.40		876 Units
CBA Equities Limited ACN 003 485 952	Friday, 17 April 2015	169,273.09		36,442 Units
CBA Equities Limited ACN 003 485 952	Friday, 17 April 2015	431.98		93 Units

CBA Equities Limited ACN 003 485 952	Friday, 17 April 2015	817.52		176 Units
CBA Equities Limited ACN 003 485 952	Friday, 17 April 2015	269.41		58 Units
CBA Equities Limited ACN 003 485 952	Friday, 17 April 2015	5,708.70		1,229 Units
CBA Equities Limited ACN 003 485 952	Friday, 17 April 2015	2,094.90		451 Units
CBA Equities Limited ACN 003 485 952	Friday, 17 April 2015	47,945.69		10,322 Units
CBA Equities Limited ACN 003 485 952	Friday, 17 April 2015	2,317.85		499 Units
CBA Equities Limited ACN 003 485 952	Friday, 17 April 2015	2,433.98		524 Units
CBA Equities Limited ACN 003 485 952	Friday, 17 April 2015	956.87		206 Units
CBA Equities Limited ACN 003 485 952	Friday, 17 April 2015	1,444.59		311 Units
CBA Equities Limited ACN 003 485 952	Friday, 17 April 2015	34,837.50		7,500 Units
CBA Equities Limited ACN 003 485 952	Friday, 17 April 2015	3,270.08		704 Units
CBA Equities Limited ACN 003 485 952	Friday, 17 April 2015	18,603.22		4,005 Units
CBA Equities Limited ACN 003 485 952	Friday, 17 April 2015	4,389.52		945 Units
CBA Equities Limited ACN 003 485 952	Friday, 17 April 2015	22,170.58		4,773 Units
CBA Equities Limited ACN 003 485 952	Friday, 17 April 2015	71,217.14		15,332 Units
CBA Equities Limited ACN 003 485 952	Friday, 17 April 2015	989.38		213 Units
CBA Equities Limited ACN 003 485 952	Friday, 17 April 2015	580.63		125 Units
CBA Equities Limited ACN 003 485 952	Friday, 17 April 2015	78.96		17 Units
CBA Equities Limited	Friday, 17 April 2015	17,651.00		3,800 Units

ACN 003 485 952				
CBA Equities Limited ACN 003 485 952	Friday, 17 April 2015	2,197.08		473 Units
CBA Equities Limited ACN 003 485 952	Friday, 17 April 2015	394.82		85 Units
CBA Equities Limited ACN 003 485 952	Friday, 17 April 2015	789.65		170 Units
CBA Equities Limited ACN 003 485 952	Friday, 17 April 2015	260.12		56 Units
CBA Equities Limited ACN 003 485 952	Friday, 17 April 2015	2,299.27		495 Units
CBA Equities Limited ACN 003 485 952	Friday, 17 April 2015	25,561.43		5,503 Units
CBA Equities Limited ACN 003 485 952	Friday, 17 April 2015	23,789.28		5,127 Units
CBA Equities Limited ACN 003 485 952	Friday, 17 April 2015	44,038.24		9,491 Units
CBA Equities Limited ACN 003 485 952	Friday, 17 April 2015	40,071.04		8,636 Units
CBA Equities Limited ACN 003 485 952	Friday, 17 April 2015	1,057.92		228 Units
CBA Equities Limited ACN 003 485 952	Friday, 17 April 2015	38,567.68		8,312 Units
CBA Equities Limited ACN 003 485 952	Friday, 17 April 2015	103,054.40		22,210 Units
CBA Equities Limited ACN 003 485 952	Friday, 17 April 2015	21,510.72		4,656 Units
CBA Equities Limited ACN 003 485 952	Friday, 17 April 2015	1,081.08		234 Units
CBA Equities Limited ACN 003 485 952	Friday, 17 April 2015	60.06		13 Units
CBA Equities Limited ACN 003 485 952	Friday, 17 April 2015	139,050.00		30,000 Units
CBA Equities Limited ACN 003 485 952	Friday, 17 April 2015	927.00		200 Units
CBA Equities Limited ACN 003 485 952	Friday, 17 April 2015	241.02		52 Units

CBA Equities Limited ACN 003 485 952	Friday, 17 April 2015	9.27		2 Units
CBA Equities Limited ACN 003 485 952	Friday, 17 April 2015	9,974.25		2,145 Units
CBA Equities Limited ACN 003 485 952	Friday, 17 April 2015	12,987.45		2,793 Units
CBA Equities Limited ACN 003 485 952	Friday, 17 April 2015	292.95		63 Units
CBA Equities Limited ACN 003 485 952	Friday, 17 April 2015	813.75		175 Units
CBA Equities Limited ACN 003 485 952	Friday, 17 April 2015	2,399.40		516 Units
CBA Equities Limited ACN 003 485 952	Friday, 17 April 2015	17,818.80		3,832 Units
CBA Equities Limited ACN 003 485 952	Friday, 17 April 2015	609.15		131 Units
CBA Equities Limited ACN 003 485 952	Friday, 17 April 2015	59,180.55		12,727 Units
CBA Equities Limited ACN 003 485 952	Friday, 17 April 2015	813.75		175 Units
CBA Equities Limited ACN 003 485 952	Friday, 17 April 2015	11,936.55		2,567 Units
CBA Equities Limited ACN 003 485 952	Friday, 17 April 2015	2,115.75		455 Units
CBA Equities Limited ACN 003 485 952	Friday, 17 April 2015	1,274.10		274 Units
CBA Equities Limited ACN 003 485 952	Friday, 17 April 2015	148.80		32 Units
CBA Equities Limited ACN 003 485 952	Friday, 17 April 2015	3,134.10		674 Units
CBA Equities Limited ACN 003 485 952	Friday, 17 April 2015	3,134.10		674 Units
CBA Equities Limited ACN 003 485 952	Friday, 17 April 2015	3,134.10		674 Units
CBA Equities Limited ACN 003 485 952	Friday, 17 April 2015	4.63		1 Units
CBA Equities Limited	Friday, 17 April 2015	2,266.51		489 Units

ACN 003 485 952				
CBA Equities Limited ACN 003 485 952	Friday, 17 April 2015	203.94		44 Units
CBA Equities Limited ACN 003 485 952	Friday, 17 April 2015	2,405.57		519 Units
CBA Equities Limited ACN 003 485 952	Friday, 17 April 2015	208.57		45 Units
CBA Equities Limited ACN 003 485 952	Friday, 17 April 2015	2,271.15		490 Units
CBA Equities Limited ACN 003 485 952	Friday, 17 April 2015	17,650.08		3,808 Units
CBA Equities Limited ACN 003 485 952	Friday, 17 April 2015	18,025.51		3,889 Units
CBA Equities Limited ACN 003 485 952	Friday, 17 April 2015	48,382.13		10,461 Units
CBA Equities Limited ACN 003 485 952	Friday, 17 April 2015	2,781.54		606 Units
CBA Equities Limited ACN 003 485 952	Friday, 17 April 2015	6,412.23		1,397 Units
CBA Equities Limited ACN 003 485 952	Friday, 17 April 2015	4,824.09		1,051 Units
CBA Equities Limited ACN 003 485 952	Friday, 17 April 2015	293.76		64 Units
CBA Equities Limited ACN 003 485 952	Friday, 17 April 2015	6,412.23		1,397 Units
CBA Equities Limited ACN 003 485 952	Friday, 17 April 2015	2,418.93		527 Units
CBA Equities Limited ACN 003 485 952	Friday, 17 April 2015	10,313.73		2,247 Units
CBA Equities Limited ACN 003 485 952	Friday, 17 April 2015	3,777.57		823 Units
CBA Equities Limited ACN 003 485 952	Friday, 17 April 2015	1,753.38		382 Units
CBA Equities Limited ACN 003 485 952	Friday, 17 April 2015	5,117.85		1,115 Units
CBA Equities Limited ACN 003 485 952	Friday, 17 April 2015	9,689.49		2,111 Units

CBA Equities Limited ACN 003 485 952	Friday, 17 April 2015	3,520.53		767 Units
CBA Equities Limited ACN 003 485 952	Friday, 17 April 2015	1,055.70		230 Units
CBA Equities Limited ACN 003 485 952	Friday, 17 April 2015	1,253.07		273 Units
CBA Equities Limited ACN 003 485 952	Friday, 17 April 2015	39,042.54		8,506 Units
CBA Equities Limited ACN 003 485 952	Friday, 17 April 2015	6,196.50		1,350 Units
CBA Equities Limited ACN 003 485 952	Friday, 17 April 2015	3,906.09		851 Units
CBA Equities Limited ACN 003 485 952	Friday, 17 April 2015	19,851.75		4,325 Units
CBA Equities Limited ACN 003 485 952	Friday, 17 April 2015	2,377.62		518 Units
CBA Equities Limited ACN 003 485 952	Friday, 17 April 2015	615.06		134 Units
CBA Equities Limited ACN 003 485 952	Friday, 17 April 2015	4,452.30		970 Units
CBA Equities Limited ACN 003 485 952	Friday, 17 April 2015	16,129.26		3,514 Units
CBA Equities Limited ACN 003 485 952	Friday, 17 April 2015	693.09		151 Units
CBA Equities Limited ACN 003 485 952	Friday, 17 April 2015	587.52		128 Units
CBA Equities Limited ACN 003 485 952	Friday, 17 April 2015	725.22		158 Units
CBA Equities Limited ACN 003 485 952	Friday, 17 April 2015	4,452.30		970 Units
CBA Equities Limited ACN 003 485 952	Friday, 17 April 2015	14,637.51		3,189 Units
CBA Equities Limited ACN 003 485 952	Friday, 17 April 2015	4,507.38		982 Units
CBA Equities Limited ACN 003 485 952	Friday, 17 April 2015	1,718.64		372 Units
CBA Equities Limited	Friday, 17 April 2015	2,162.16		468 Units

ACN 003 485 952				
CBA Equities Limited ACN 003 485 952	Friday, 17 April 2015	3,589.74		777 Units
CBA Equities Limited ACN 003 485 952	Friday, 17 April 2015	517.44		112 Units
CBA Equities Limited ACN 003 485 952	Friday, 17 April 2015	21,510.72		4,656 Units
CBA Equities Limited ACN 003 485 952	Friday, 17 April 2015	545.16		118 Units
CBA Equities Limited ACN 003 485 952	Friday, 17 April 2015	1,492.26		323 Units
CBA Equities Limited ACN 003 485 952	Friday, 17 April 2015	4,536.84		982 Units
CBA Equities Limited ACN 003 485 952	Friday, 17 April 2015	1,931.16		418 Units
CBA Equities Limited ACN 003 485 952	Friday, 17 April 2015	11,767.14		2,547 Units
CBA Equities Limited ACN 003 485 952	Friday, 17 April 2015	3,298.68		714 Units
CBA Equities Limited ACN 003 485 952	Friday, 17 April 2015	2,106.72		456 Units
CBA Equities Limited ACN 003 485 952	Friday, 17 April 2015	586.74		127 Units
CBA Equities Limited ACN 003 485 952	Friday, 17 April 2015	1,441.44		312 Units
CBA Equities Limited ACN 003 485 952	Friday, 17 April 2015	549.78		119 Units
CBA Equities Limited ACN 003 485 952	Friday, 17 April 2015	3,132.36		678 Units
CBA Equities Limited ACN 003 485 952	Friday, 17 April 2015	3,132.36		678 Units
CBA Equities Limited ACN 003 485 952	Friday, 17 April 2015	3,132.36		678 Units
CBA Equities Limited ACN 003 485 952	Friday, 17 April 2015	3,132.36		678 Units
CBA Equities Limited ACN 003 485 952	Friday, 17 April 2015	1,932.32		416 Units

CBA Equities Limited ACN 003 485 952	Friday, 17 April 2015	3,273.60		704 Units
CBA Equities Limited ACN 003 485 952	Friday, 17 April 2015	2,073.90		446 Units
CBA Equities Limited ACN 003 485 952	Friday, 17 April 2015	20,501.85		4,409 Units
CBA Equities Limited ACN 003 485 952	Friday, 17 April 2015	390.60		84 Units
CBA Equities Limited ACN 003 485 952	Friday, 17 April 2015	11,625.00		2,500 Units
CBA Equities Limited ACN 003 485 952	Friday, 17 April 2015	1,339.20		288 Units
CBA Equities Limited ACN 003 485 952	Friday, 17 April 2015	8,695.50		1,870 Units
CBA Equities Limited ACN 003 485 952	Friday, 17 April 2015	618.45		133 Units
CBA Equities Limited ACN 003 485 952	Friday, 17 April 2015	492.90		106 Units
CBA Equities Limited ACN 003 485 952	Friday, 17 April 2015	6,821.55		1,467 Units
CBA Equities Limited ACN 003 485 952	Friday, 17 April 2015	339.45		73 Units
CBA Equities Limited ACN 003 485 952	Friday, 17 April 2015	465.00		100 Units
CBA Equities Limited ACN 003 485 952	Friday, 17 April 2015	153.45		33 Units
CBA Equities Limited ACN 003 485 952	Friday, 17 April 2015	13,950.00		3,000 Units
CBA Equities Limited ACN 003 485 952	Friday, 17 April 2015	4,650.00		1,000 Units
CBA Equities Limited ACN 003 485 952	Friday, 17 April 2015	16,953.90		3,646 Units
CBA Equities Limited ACN 003 485 952	Friday, 17 April 2015	5,580.00		1,200 Units
CBA Equities Limited ACN 003 485 952	Friday, 17 April 2015	3,273.60		704 Units
CBA Equities Limited	Friday, 17 April 2015	1,013.70		218 Units

ACN 003 485 952				
CBA Equities Limited ACN 003 485 952	Friday, 17 April 2015	3,134.10		674 Units
CBA Equities Limited ACN 003 485 952	Friday, 17 April 2015	669.60		144 Units
CBA Equities Limited ACN 003 485 952	Friday, 17 April 2015	423.15		91 Units
CBA Equities Limited ACN 003 485 952	Friday, 17 April 2015	51.15		11 Units
CBA Equities Limited ACN 003 485 952	Friday, 17 April 2015	23.25		5 Units
CBA Equities Limited ACN 003 485 952	Friday, 17 April 2015	539.40		116 Units
CBA Equities Limited ACN 003 485 952	Friday, 17 April 2015	339.45		73 Units
CBA Equities Limited ACN 003 485 952	Friday, 17 April 2015	83.70		18 Units
CBA Equities Limited ACN 003 485 952	Friday, 17 April 2015	51.15		11 Units
CBA Equities Limited ACN 003 485 952	Friday, 17 April 2015	6,923.85		1,489 Units
CBA Equities Limited ACN 003 485 952	Friday, 17 April 2015	920.70		198 Units
CBA Equities Limited ACN 003 485 952	Friday, 17 April 2015	51.15		11 Units
CBA Equities Limited ACN 003 485 952	Friday, 17 April 2015	8,690.85		1,869 Units
CBA Equities Limited ACN 003 485 952	Friday, 17 April 2015	1,153.20		248 Units
CBA Equities Limited ACN 003 485 952	Friday, 17 April 2015	1,097.40		236 Units
CBA Equities Limited ACN 003 485 952	Friday, 17 April 2015	134.85		29 Units
CBA Equities Limited ACN 003 485 952	Friday, 17 April 2015	446.40		96 Units
CBA Equities Limited ACN 003 485 952	Friday, 17 April 2015	3,231.75		695 Units

CBA Equities Limited ACN 003 485 952	Friday, 17 April 2015	69,391.95		14,923 Units
CBA Equities Limited ACN 003 485 952	Friday, 17 April 2015	7,063.35		1,519 Units
CBA Equities Limited ACN 003 485 952	Friday, 17 April 2015	9,820.80		2,112 Units
CBA Equities Limited ACN 003 485 952	Friday, 17 April 2015	51,312.75		11,035 Units
CBA Equities Limited ACN 003 485 952	Friday, 17 April 2015	16,953.90		3,646 Units
CBA Equities Limited ACN 003 485 952	Friday, 17 April 2015	860.25		185 Units
CBA Equities Limited ACN 003 485 952	Friday, 17 April 2015	13,857.00		2,980 Units
CBA Equities Limited ACN 003 485 952	Friday, 17 April 2015	4,510.50		970 Units
CBA Equities Limited ACN 003 485 952	Friday, 17 April 2015	17,353.80		3,732 Units
CBA Equities Limited ACN 003 485 952	Friday, 17 April 2015	3,910.65		841 Units
CBA Equities Limited ACN 003 485 952	Friday, 17 April 2015	12,034.20		2,588 Units
CBA Equities Limited ACN 003 485 952	Friday, 17 April 2015	5,831.10		1,254 Units
CBA Equities Limited ACN 003 485 952	Friday, 17 April 2015	102.30		22 Units
CBA Equities Limited ACN 003 485 952	Friday, 17 April 2015	75,413.70		16,218 Units
CBA Equities Limited ACN 003 485 952	Tuesday, 21 April 2015	2,125.21		461 Units
CBA Equities Limited ACN 003 485 952	Tuesday, 21 April 2015	1,908.54		414 Units
CBA Equities Limited ACN 003 485 952	Tuesday, 21 April 2015	2,125.21		461 Units
CBA Equities Limited ACN 003 485 952	Tuesday, 21 April 2015	2,729.12		592 Units
CBA Equities Limited	Tuesday, 21 April 2015	5,527.39		1,199 Units

ACN 003 485 952				
CBA Equities Limited ACN 003 485 952	Tuesday, 21 April 2015	3,817.08		828 Units
CBA Equities Limited ACN 003 485 952	Tuesday, 21 April 2015	442.56		96 Units
CBA Equities Limited ACN 003 485 952	Tuesday, 21 April 2015	1,087.96		236 Units
CBA Equities Limited ACN 003 485 952	Tuesday, 21 April 2015	4,268.86		926 Units
CBA Equities Limited ACN 003 485 952	Tuesday, 21 April 2015	11,986.00		2,600 Units
CBA Equities Limited ACN 003 485 952	Tuesday, 21 April 2015	2,065.28		448 Units
CBA Equities Limited ACN 003 485 952	Tuesday, 21 April 2015	424.12		92 Units
CBA Equities Limited ACN 003 485 952	Tuesday, 21 April 2015	3,314.59		719 Units
CBA Equities Limited ACN 003 485 952	Tuesday, 21 April 2015	530.15		115 Units
CBA Equities Limited ACN 003 485 952	Tuesday, 21 April 2015	442.56		96 Units
CBA Equities Limited ACN 003 485 952	Tuesday, 21 April 2015	391.85		85 Units
CBA Equities Limited ACN 003 485 952	Tuesday, 21 April 2015	922.00		200 Units
CBA Equities Limited ACN 003 485 952	Tuesday, 21 April 2015	10,211.15		2,215 Units
CBA Equities Limited ACN 003 485 952	Tuesday, 21 April 2015	7,827.04		1,696 Units
CBA Equities Limited ACN 003 485 952	Tuesday, 21 April 2015	4,379.64		949 Units
CBA Equities Limited ACN 003 485 952	Tuesday, 21 April 2015	2,007.53		435 Units
CBA Equities Limited ACN 003 485 952	Tuesday, 21 April 2015	11,532.89		2,499 Units
CBA Equities Limited ACN 003 485 952	Tuesday, 21 April 2015	1,241.43		269 Units

CBA Equities Limited ACN 003 485 952	Tuesday, 21 April 2015	16,849.37		3,651 Units
CBA Equities Limited ACN 003 485 952	Tuesday, 21 April 2015	8,422.38		1,825 Units
CBA Equities Limited ACN 003 485 952	Tuesday, 21 April 2015	5,129.97		1,114 Units
CBA Equities Limited ACN 003 485 952	Tuesday, 21 April 2015	11,041.79		2,403 Units
CBA Equities Limited ACN 003 485 952	Tuesday, 21 April 2015	33,134.54		7,211 Units
CBA Equities Limited ACN 003 485 952	Tuesday, 21 April 2015	3,762.29		817 Units
CBA Equities Limited ACN 003 485 952	Wednesday, 22 April 2015	113,645.72		24,652 Units
CBA Equities Limited ACN 003 485 952	Friday, 30 January 2015	N/A		134,570 Units (borrowed from Barclays Capital Securities Ltd, see Annexure C)
CBA Equities Limited ACN 003 485 952	Friday, 6 February 2015	N/A		318,595 Units (borrowed from Barclays Capital Securities Ltd, see Annexure C)
CBA Equities Limited ACN 003 485 952	Wednesday, 11 February 2015	N/A		189,435 Units (borrowed from Barclays Capital Securities Ltd, see Annexure C)
CBA Equities Limited ACN 003 485 952	Wednesday, 11 February 2015	N/A		500,000 Units (borrowed from Barclays Capital Securities Ltd, see Annexure C)
CBA Equities Limited ACN 003 485 952	Tuesday, 24 February 2015	N/A		152,999 Units (borrowed from Barclays Capital Securities Ltd, see Annexure C)
CBA Equities Limited ACN 003 485 952	Tuesday, 24 February 2015	N/A		620,362 Units (borrowed from Barclays Capital Securities Ltd, see Annexure C)
CBA Equities Limited ACN 003 485 952	Friday, 27 March 2015	N/A		168,832 Units (borrowed from Barclays Capital Securities Ltd, see Annexure C)
CBA Equities Limited	Monday, 20 April 2015	N/A		194,600 Units (borrowed from Barclays

ACN 003 485 952				Capital Securities Ltd, see Annexure C)
CBA Equities Limited ACN 003 485 952	Wednesday, 22 April 2015	N/A		1,259,000 Units (borrowed from Barclays Capital Securities Ltd, see Annexure C)
CBA Equities Limited ACN 003 485 952	Wednesday, 11 February 2015	5,253.80		1,090 Units
CBA Equities Limited ACN 003 485 952	Wednesday, 11 February 2015	5,441.70		1,122 Units
CBA Equities Limited ACN 003 485 952	Wednesday, 11 February 2015	2,425.00		500 Units
CBA Equities Limited ACN 003 485 952	Wednesday, 11 February 2015	2,910.00		600 Units
CBA Equities Limited ACN 003 485 952	Wednesday, 11 February 2015	20,578.55		4,243 Units
CBA Equities Limited ACN 003 485 952	Wednesday, 11 February 2015	6,324.40		1,304 Units
CBA Equities Limited ACN 003 485 952	Wednesday, 11 February 2015	37,786.35		7,791 Units
CBA Equities Limited ACN 003 485 952	Wednesday, 11 February 2015	9,268.86		1,923 Units
CBA Equities Limited ACN 003 485 952	Wednesday, 11 February 2015	342.22		71 Units
CBA Equities Limited ACN 003 485 952	Wednesday, 11 February 2015	30,250.32		6,276 Units
CBA Equities Limited ACN 003 485 952	Wednesday, 11 February 2015	530.20		110 Units
CBA Equities Limited ACN 003 485 952	Wednesday, 11 February 2015	67,677.62		14,041 Units
CBA Equities Limited ACN 003 485 952	Wednesday, 11 February 2015	4,338.00		900 Units
CBA Equities Limited ACN 003 485 952	Wednesday, 11 February 2015	1,534.39		319 Units
CBA Equities Limited ACN 003 485 952	Wednesday, 11 February 2015	1,986.53		413 Units
CBA Equities Limited ACN 003 485 952	Wednesday, 11 February 2015	1,313.13		273 Units

CBA Equities Limited ACN 003 485 952	Wednesday, 11 February 2015	12,544.48		2,608 Units
CBA Equities Limited ACN 003 485 952	Wednesday, 11 February 2015	4,088.50		850 Units
CBA Equities Limited ACN 003 485 952	Wednesday, 11 February 2015	2,838.98		589 Units
CBA Equities Limited ACN 003 485 952	Wednesday, 11 February 2015	21,625.76		4,496 Units
CBA Equities Limited ACN 003 485 952	Wednesday, 11 February 2015	6,955.26		1,446 Units
CBA Equities Limited ACN 003 485 952	Wednesday, 11 February 2015	327.08		68 Units
CBA Equities Limited ACN 003 485 952	Wednesday, 11 February 2015	500.24		104 Units
CBA Equities Limited ACN 003 485 952	Wednesday, 11 February 2015	485.81		101 Units
CBA Equities Limited ACN 003 485 952	Wednesday, 11 February 2015	1,770.08		368 Units
CBA Equities Limited ACN 003 485 952	Wednesday, 11 February 2015	20,870.59		4,339 Units
CBA Equities Limited ACN 003 485 952	Wednesday, 11 February 2015	43.29		9 Units
CBA Equities Limited ACN 003 485 952	Wednesday, 11 February 2015	13,078.39		2,719 Units
CBA Equities Limited ACN 003 485 952	Wednesday, 11 February 2015	1,553.63		323 Units
CBA Equities Limited ACN 003 485 952	Wednesday, 11 February 2015	9,653.67		2,007 Units
CBA Equities Limited ACN 003 485 952	Wednesday, 11 February 2015	6,354.01		1,321 Units
CBA Equities Limited ACN 003 485 952	Wednesday, 11 February 2015	2,062.96		428 Units
CBA Equities Limited ACN 003 485 952	Wednesday, 11 February 2015	35,104.06		7,283 Units
CBA Equities Limited ACN 003 485 952	Wednesday, 11 February 2015	8,980.27		1,867 Units
CBA Equities Limited	Wednesday, 11	1,399.71		291 Units

ACN 003 485 952	February 2015			
CBA Equities Limited ACN 003 485 952	Wednesday, 11 February 2015	3,256.37		677 Units
CBA Equities Limited ACN 003 485 952	Wednesday, 11 February 2015	331.89		69 Units
CBA Equities Limited ACN 003 485 952	Wednesday, 11 February 2015	409.70		85 Units
CBA Equities Limited ACN 003 485 952	Wednesday, 11 February 2015	8,507.30		1,765 Units
CBA Equities Limited ACN 003 485 952	Wednesday, 11 February 2015	602.50		125 Units
CBA Equities Limited ACN 003 485 952	Wednesday, 11 February 2015	3,176.38		659 Units
CBA Equities Limited ACN 003 485 952	Wednesday, 11 February 2015	7,230.00		1,500 Units
CBA Equities Limited ACN 003 485 952	Wednesday, 11 February 2015	8,396.44		1,742 Units
CBA Equities Limited ACN 003 485 952	Wednesday, 11 February 2015	7,557.76		1,568 Units
CBA Equities Limited ACN 003 485 952	Wednesday, 11 February 2015	5,620.12		1,166 Units
CBA Equities Limited ACN 003 485 952	Wednesday, 11 February 2015	16,566.34		3,437 Units
CBA Equities Limited ACN 003 485 952	Wednesday, 11 February 2015	1,894.26		393 Units
CBA Equities Limited ACN 003 485 952	Wednesday, 11 February 2015	1,744.84		362 Units
CBA Equities Limited ACN 003 485 952	Wednesday, 11 February 2015	4,704.32		976 Units
CBA Equities Limited ACN 003 485 952	Wednesday, 11 February 2015	81.94		17 Units
CBA Equities Limited ACN 003 485 952	Wednesday, 11 February 2015	2,785.96		578 Units
CBA Equities Limited ACN 003 485 952	Wednesday, 11 February 2015	216.90		45 Units
CBA Equities Limited ACN 003 485 952	Wednesday, 11 February 2015	197.62		41 Units

CBA Equities Limited ACN 003 485 952	Wednesday, 11 February 2015	549.48		114 Units
CBA Equities Limited ACN 003 485 952	Wednesday, 11 February 2015	689.26		143 Units
CBA Equities Limited ACN 003 485 952	Wednesday, 11 February 2015	1,759.30		365 Units
CBA Equities Limited ACN 003 485 952	Wednesday, 11 February 2015	356.68		74 Units
CBA Equities Limited ACN 003 485 952	Wednesday, 11 February 2015	250.64		52 Units
CBA Equities Limited ACN 003 485 952	Wednesday, 11 February 2015	3,995.78		829 Units
CBA Equities Limited ACN 003 485 952	Wednesday, 11 February 2015	10,613.64		2,202 Units
CBA Equities Limited ACN 003 485 952	Wednesday, 11 February 2015	472.36		98 Units
CBA Equities Limited ACN 003 485 952	Wednesday, 11 February 2015	438.62		91 Units
CBA Equities Limited ACN 003 485 952	Wednesday, 11 February 2015	2,737.76		568 Units
CBA Equities Limited ACN 003 485 952	Wednesday, 11 February 2015	1,127.88		234 Units
CBA Equities Limited ACN 003 485 952	Wednesday, 11 February 2015	6,868.50		1,425 Units
CBA Equities Limited ACN 003 485 952	Wednesday, 11 February 2015	9,341.16		1,938 Units
CBA Equities Limited ACN 003 485 952	Wednesday, 11 February 2015	6,246.72		1,296 Units
CBA Equities Limited ACN 003 485 952	Wednesday, 11 February 2015	3,153.99		653 Units
CBA Equities Limited ACN 003 485 952	Wednesday, 11 February 2015	6,307.98		1,306 Units
CBA Equities Limited ACN 003 485 952	Wednesday, 11 February 2015	1,574.58		326 Units
CBA Equities Limited ACN 003 485 952	Wednesday, 11 February 2015	1,682.18		349 Units
CBA Equities Limited	Wednesday, 11	197.62		41 Units

ACN 003 485 952	February 2015			
CBA Equities Limited ACN 003 485 952	Wednesday, 11 February 2015	1,113.42		231 Units
CBA Equities Limited ACN 003 485 952	Wednesday, 11 February 2015	3,017.32		626 Units
CBA Equities Limited ACN 003 485 952	Wednesday, 11 February 2015	858,165.42		177,674 Units
CBA Equities Limited ACN 003 485 952	Wednesday, 11 February 2015	821.10		170 Units
CBA Equities Limited ACN 003 485 952	Wednesday, 11 February 2015	183.54		38 Units
CBA Equities Limited ACN 003 485 952	Wednesday, 11 February 2015	9,399.18		1,946 Units
CBA Equities Limited ACN 003 485 952	Wednesday, 11 February 2015	671.37		139 Units
CBA Equities Limited ACN 003 485 952	Wednesday, 11 February 2015	4,380.81		907 Units
CBA Equities Limited ACN 003 485 952	Wednesday, 11 February 2015	1,231.65		255 Units
CBA Equities Limited ACN 003 485 952	Wednesday, 11 February 2015	2,704.80		560 Units
CBA Equities Limited ACN 003 485 952	Wednesday, 11 February 2015	8,030.12		1,666 Units
CBA Equities Limited ACN 003 485 952	Wednesday, 11 February 2015	1,229.10		255 Units
CBA Equities Limited ACN 003 485 952	Wednesday, 11 February 2015	19,280.00		4,000 Units
CBA Equities Limited ACN 003 485 952	Wednesday, 11 February 2015	6,492.54		1,347 Units
CBA Equities Limited ACN 003 485 952	Wednesday, 11 February 2015	5,538.18		1,149 Units
CBA Equities Limited ACN 003 485 952	Wednesday, 11 February 2015	4,039.16		838 Units
CBA Equities Limited ACN 003 485 952	Wednesday, 11 February 2015	573.58		119 Units
CBA Equities Limited ACN 003 485 952	Wednesday, 11 February 2015	11,321.52		2,344 Units

CBA Equities Limited ACN 003 485 952	Wednesday, 11 February 2015	57.96		12 Units
CBA Equities Limited ACN 003 485 952	Wednesday, 11 February 2015	1,077.09		223 Units
CBA Equities Limited ACN 003 485 952	Wednesday, 11 February 2015	3,139.50		650 Units
CBA Equities Limited ACN 003 485 952	Wednesday, 11 February 2015	3,139.50		650 Units
CBA Equities Limited ACN 003 485 952	Wednesday, 11 February 2015	15,451.17		3,199 Units
CBA Equities Limited ACN 003 485 952	Wednesday, 11 February 2015	443.44		92 Units
CBA Equities Limited ACN 003 485 952	Wednesday, 11 February 2015	197.62		41 Units
CBA Equities Limited ACN 003 485 952	Wednesday, 11 February 2015	333.27		69 Units
CBA Equities Limited ACN 003 485 952	Wednesday, 11 February 2015	2,154.18		446 Units
CBA Equities Limited ACN 003 485 952	Wednesday, 11 February 2015	1,115.73		231 Units
CBA Equities Limited ACN 003 485 952	Wednesday, 11 February 2015	10,128.51		2,097 Units
CBA Equities Limited ACN 003 485 952	Wednesday, 11 February 2015	18,590.67		3,849 Units
CBA Equities Limited ACN 003 485 952	Wednesday, 11 February 2015	20,426.07		4,229 Units
CBA Equities Limited ACN 003 485 952	Wednesday, 11 February 2015	5,119.80		1,060 Units
CBA Equities Limited ACN 003 485 952	Wednesday, 11 February 2015	9,341.22		1,934 Units
CBA Equities Limited ACN 003 485 952	Wednesday, 11 February 2015	7,486.50		1,550 Units
CBA Equities Limited ACN 003 485 952	Wednesday, 11 February 2015	1,120.56		232 Units
CBA Equities Limited ACN 003 485 952	Wednesday, 11 February 2015	932.19		193 Units
CBA Equities Limited	Wednesday, 11	193.20		40 Units

ACN 003 485 952	February 2015			
CBA Equities Limited ACN 003 485 952	Wednesday, 11 February 2015	672.76		139 Units
CBA Equities Limited ACN 003 485 952	Wednesday, 11 February 2015	6,829.62		1,414 Units
CBA Equities Limited ACN 003 485 952	Wednesday, 11 February 2015	4,675.44		968 Units
CBA Equities Limited ACN 003 485 952	Wednesday, 11 February 2015	1,506.96		312 Units
CBA Equities Limited ACN 003 485 952	Wednesday, 11 February 2015	922.53		191 Units
CBA Equities Limited ACN 003 485 952	Wednesday, 11 February 2015	1,352.40		280 Units
CBA Equities Limited ACN 003 485 952	Wednesday, 11 February 2015	1,782.27		369 Units
CBA Equities Limited ACN 003 485 952	Wednesday, 11 February 2015	420.21		87 Units
CBA Equities Limited ACN 003 485 952	Wednesday, 11 February 2015	19.32		4 Units
CBA Equities Limited ACN 003 485 952	Wednesday, 11 February 2015	2,893.17		599 Units
CBA Equities Limited ACN 003 485 952	Wednesday, 11 February 2015	772.80		160 Units
CBA Equities Limited ACN 003 485 952	Wednesday, 11 February 2015	193.20		40 Units
CBA Equities Limited ACN 003 485 952	Wednesday, 11 February 2015	149.73		31 Units
CBA Equities Limited ACN 003 485 952	Wednesday, 11 February 2015	463.68		96 Units
CBA Equities Limited ACN 003 485 952	Wednesday, 11 February 2015	1,072.26		222 Units
CBA Equities Limited ACN 003 485 952	Wednesday, 11 February 2015	3,081.54		638 Units
CBA Equities Limited ACN 003 485 952	Wednesday, 11 February 2015	2,072.07		429 Units
CBA Equities Limited ACN 003 485 952	Wednesday, 11 February 2015	4,250.40		880 Units

CBA Equities Limited ACN 003 485 952	Wednesday, 11 February 2015	1,951.32		404 Units
CBA Equities Limited ACN 003 485 952	Wednesday, 11 February 2015	10,365.18		2,146 Units
CBA Equities Limited ACN 003 485 952	Wednesday, 11 February 2015	2,632.35		545 Units
CBA Equities Limited ACN 003 485 952	Wednesday, 11 February 2015	8,201.34		1,698 Units
CBA Equities Limited ACN 003 485 952	Wednesday, 11 February 2015	1,168.86		242 Units
CBA Equities Limited ACN 003 485 952	Wednesday, 11 February 2015	811.44		168 Units
CBA Equities Limited ACN 003 485 952	Wednesday, 11 February 2015	173.88		36 Units
CBA Equities Limited ACN 003 485 952	Wednesday, 11 February 2015	159.39		33 Units
CBA Equities Limited ACN 003 485 952	Wednesday, 11 February 2015	516.81		107 Units
CBA Equities Limited ACN 003 485 952	Wednesday, 11 February 2015	9,346.05		1,935 Units
CBA Equities Limited ACN 003 485 952	Wednesday, 11 February 2015	2,912.49		603 Units
CBA Equities Limited ACN 003 485 952	Wednesday, 11 February 2015	8,326.92		1,724 Units
CBA Equities Limited ACN 003 485 952	Wednesday, 11 February 2015	990.15		205 Units
CBA Equities Limited ACN 003 485 952	Wednesday, 11 February 2015	2,912.49		603 Units
CBA Equities Limited ACN 003 485 952	Wednesday, 11 February 2015	7,336.77		1,519 Units
CBA Equities Limited ACN 003 485 952	Wednesday, 11 February 2015	1,033.62		214 Units
CBA Equities Limited ACN 003 485 952	Wednesday, 11 February 2015	5,994.03		1,241 Units
CBA Equities Limited ACN 003 485 952	Wednesday, 11 February 2015	511.98		106 Units
CBA Equities Limited	Wednesday, 11	8,731.36		1,804 Units

ACN 003 485 952	February 2015			
CBA Equities Limited ACN 003 485 952	Wednesday, 11 February 2015	16,107.52		3,328 Units
CBA Equities Limited ACN 003 485 952	Wednesday, 11 February 2015	9,955.88		2,057 Units
CBA Equities Limited ACN 003 485 952	Wednesday, 11 February 2015	545.79		113 Units
CBA Equities Limited ACN 003 485 952	Wednesday, 11 February 2015	1,811.25		375 Units
CBA Equities Limited ACN 003 485 952	Wednesday, 11 February 2015	3,434.13		711 Units
CBA Equities Limited ACN 003 485 952	Wednesday, 11 February 2015	11,398.80		2,360 Units
CBA Equities Limited ACN 003 485 952	Wednesday, 11 February 2015	13,744.90		2,834 Units
CBA Equities Limited ACN 003 485 952	Wednesday, 11 February 2015	7,429.40		1,535 Units
CBA Equities Limited ACN 003 485 952	Wednesday, 11 February 2015	7,240.64		1,496 Units
CBA Equities Limited ACN 003 485 952	Wednesday, 11 February 2015	7,550.40		1,560 Units
CBA Equities Limited ACN 003 485 952	Wednesday, 11 February 2015	764.72		158 Units
CBA Equities Limited ACN 003 485 952	Wednesday, 11 February 2015	1,903.02		394 Units
CBA Equities Limited ACN 003 485 952	Wednesday, 11 February 2015	270.48		56 Units
CBA Equities Limited ACN 003 485 952	Wednesday, 11 February 2015	22,623.72		4,684 Units
CBA Equities Limited ACN 003 485 952	Wednesday, 11 February 2015	6,365.94		1,318 Units
CBA Equities Limited ACN 003 485 952	Wednesday, 11 February 2015	9,616.53		1,991 Units
CBA Equities Limited ACN 003 485 952	Wednesday, 11 February 2015	4,356.66		902 Units
CBA Equities Limited ACN 003 485 952	Wednesday, 11 February 2015	484.00		100 Units

CBA Equities Limited ACN 003 485 952	Wednesday, 11 February 2015	1,868.24		386 Units
CBA Equities Limited ACN 003 485 952	Wednesday, 11 February 2015	798.60		165 Units
CBA Equities Limited ACN 003 485 952	Wednesday, 11 February 2015	585.64		121 Units
CBA Equities Limited ACN 003 485 952	Wednesday, 11 February 2015	6,573.63		1,361 Units
CBA Equities Limited ACN 003 485 952	Wednesday, 11 February 2015	193.20		40 Units
CBA Equities Limited ACN 003 485 952	Wednesday, 11 February 2015	2,090.88		432 Units
CBA Equities Limited ACN 003 485 952	Wednesday, 11 February 2015	246.33		51 Units
CBA Equities Limited ACN 003 485 952	Wednesday, 11 February 2015	623.07		129 Units
CBA Equities Limited ACN 003 485 952	Wednesday, 11 February 2015	120.75		25 Units
CBA Equities Limited ACN 003 485 952	Wednesday, 11 February 2015	3,385.83		701 Units
CBA Equities Limited ACN 003 485 952	Wednesday, 11 February 2015	3,726.80		770 Units
CBA Equities Limited ACN 003 485 952	Wednesday, 11 February 2015	721.16		149 Units
CBA Equities Limited ACN 003 485 952	Wednesday, 11 February 2015	8,707.16		1,799 Units
CBA Equities Limited ACN 003 485 952	Wednesday, 11 February 2015	1,091.58		226 Units
CBA Equities Limited ACN 003 485 952	Wednesday, 11 February 2015	193.60		40 Units
CBA Equities Limited ACN 003 485 952	Wednesday, 11 February 2015	1,398.76		289 Units
CBA Equities Limited ACN 003 485 952	Wednesday, 11 February 2015	1,331.00		275 Units
CBA Equities Limited ACN 003 485 952	Wednesday, 11 February 2015	1,149.54		238 Units
CBA Equities Limited	Wednesday, 11	2,105.88		436 Units

ACN 003 485 952	February 2015			
CBA Equities Limited ACN 003 485 952	Wednesday, 11 February 2015	3,955.77		819 Units
CBA Equities Limited ACN 003 485 952	Wednesday, 11 February 2015	2,516.43		521 Units
CBA Equities Limited ACN 003 485 952	Wednesday, 11 February 2015	2,782.08		576 Units
CBA Equities Limited ACN 003 485 952	Wednesday, 11 February 2015	3,465.44		716 Units
CBA Equities Limited ACN 003 485 952	Wednesday, 11 February 2015	11,973.57		2,479 Units
CBA Equities Limited ACN 003 485 952	Wednesday, 11 February 2015	598.92		124 Units
CBA Equities Limited ACN 003 485 952	Wednesday, 11 February 2015	14,605.92		3,024 Units
CBA Equities Limited ACN 003 485 952	Wednesday, 11 February 2015	7,472.01		1,547 Units
CBA Equities Limited ACN 003 485 952	Wednesday, 11 February 2015	3,946.11		817 Units
CBA Equities Limited ACN 003 485 952	Wednesday, 11 February 2015	154.56		32 Units
CBA Equities Limited ACN 003 485 952	Wednesday, 11 February 2015	1,563.25		325 Units
CBA Equities Limited ACN 003 485 952	Wednesday, 11 February 2015	192.40		40 Units
CBA Equities Limited ACN 003 485 952	Wednesday, 11 February 2015	1,798.94		374 Units
CBA Equities Limited ACN 003 485 952	Wednesday, 11 February 2015	192.40		40 Units
CBA Equities Limited ACN 003 485 952	Wednesday, 11 February 2015	1,482.81		307 Units
CBA Equities Limited ACN 003 485 952	Wednesday, 11 February 2015	11,123.49		2,303 Units
CBA Equities Limited ACN 003 485 952	Wednesday, 11 February 2015	11,077.43		2,303 Units
CBA Equities Limited ACN 003 485 952	Wednesday, 11 February 2015	1,976.20		410 Units

CBA Equities Limited ACN 003 485 952	Wednesday, 11 February 2015	8,087.96		1,678 Units
CBA Equities Limited ACN 003 485 952	Wednesday, 11 February 2015	11,394.89		2,369 Units
CBA Equities Limited ACN 003 485 952	Wednesday, 11 February 2015	11,462.23		2,383 Units
CBA Equities Limited ACN 003 485 952	Wednesday, 11 February 2015	12,313.60		2,560 Units
CBA Equities Limited ACN 003 485 952	Wednesday, 11 February 2015	5,372.77		1,117 Units
CBA Equities Limited ACN 003 485 952	Wednesday, 11 February 2015	4,757.09		989 Units
CBA Equities Limited ACN 003 485 952	Wednesday, 11 February 2015	12,640.68		2,628 Units
CBA Equities Limited ACN 003 485 952	Wednesday, 11 February 2015	62.79		13 Units
CBA Equities Limited ACN 003 485 952	Wednesday, 11 February 2015	685.86		142 Units
CBA Equities Limited ACN 003 485 952	Wednesday, 11 February 2015	2,410.00		500 Units
CBA Equities Limited ACN 003 485 952	Wednesday, 11 February 2015	192.40		40 Units
CBA Equities Limited ACN 003 485 952	Wednesday, 11 February 2015	192.40		40 Units
CBA Equities Limited ACN 003 485 952	Wednesday, 11 February 2015	192.40		40 Units
CBA Equities Limited ACN 003 485 952	Wednesday, 11 February 2015	192.40		40 Units
CBA Equities Limited ACN 003 485 952	Wednesday, 11 February 2015	371.14		77 Units
CBA Equities Limited ACN 003 485 952	Wednesday, 11 February 2015	57.84		12 Units
CBA Equities Limited ACN 003 485 952	Wednesday, 11 February 2015	5,028.03		1,041 Units
CBA Equities Limited ACN 003 485 952	Wednesday, 11 February 2015	6,940.71		1,437 Units
CBA Equities Limited	Wednesday, 11	1,021.84		212 Units

ACN 003 485 952	February 2015			
CBA Equities Limited ACN 003 485 952	Wednesday, 11 February 2015	6,544.65		1,355 Units
CBA Equities Limited ACN 003 485 952	Wednesday, 11 February 2015	192.40		40 Units
CBA Equities Limited ACN 003 485 952	Wednesday, 11 February 2015	192.40		40 Units
CBA Equities Limited ACN 003 485 952	Wednesday, 11 February 2015	10,755.16		2,236 Units
CBA Equities Limited ACN 003 485 952	Wednesday, 11 February 2015	318.78		66 Units
CBA Equities Limited ACN 003 485 952	Wednesday, 11 February 2015	434.70		90 Units
CBA Equities Limited ACN 003 485 952	Wednesday, 11 February 2015	2,106.78		438 Units
CBA Equities Limited ACN 003 485 952	Wednesday, 11 February 2015	3,258.32		676 Units
CBA Equities Limited ACN 003 485 952	Wednesday, 11 February 2015	825.93		171 Units
CBA Equities Limited ACN 003 485 952	Wednesday, 11 February 2015	8,550.68		1,774 Units
CBA Equities Limited ACN 003 485 952	Wednesday, 11 February 2015	5,947.88		1,234 Units
CBA Equities Limited ACN 003 485 952	Wednesday, 11 February 2015	1,366.89		283 Units
CBA Equities Limited ACN 003 485 952	Wednesday, 11 February 2015	9,896.67		2,049 Units
CBA Equities Limited ACN 003 485 952	Wednesday, 11 February 2015	57.96		12 Units
CBA Equities Limited ACN 003 485 952	Wednesday, 11 February 2015	10,801.62		2,241 Units
CBA Equities Limited ACN 003 485 952	Wednesday, 11 February 2015	2,935.38		609 Units
CBA Equities Limited ACN 003 485 952	Wednesday, 11 February 2015	14,108.14		2,927 Units
CBA Equities Limited ACN 003 485 952	Wednesday, 11 February 2015	23,574.62		4,891 Units

CBA Equities Limited ACN 003 485 952	Wednesday, 11 February 2015	149.73		31 Units
CBA Equities Limited ACN 003 485 952	Wednesday, 11 February 2015	110.86		23 Units
CBA Equities Limited ACN 003 485 952	Wednesday, 11 February 2015	1,855.70		385 Units
CBA Equities Limited ACN 003 485 952	Wednesday, 11 February 2015	38,212.96		7,928 Units
CBA Equities Limited ACN 003 485 952	Wednesday, 11 February 2015	845.25		175 Units
CBA Equities Limited ACN 003 485 952	Wednesday, 11 February 2015	193.20		40 Units
CBA Equities Limited ACN 003 485 952	Wednesday, 11 February 2015	4,338.00		900 Units
CBA Equities Limited ACN 003 485 952	Wednesday, 11 February 2015	2,892.00		600 Units
CBA Equities Limited ACN 003 485 952	Wednesday, 11 February 2015	19,280.00		4,000 Units
CBA Equities Limited ACN 003 485 952	Wednesday, 11 February 2015	29,696.02		6,161 Units
CBA Equities Limited ACN 003 485 952	Wednesday, 11 February 2015	644.54		134 Units
CBA Equities Limited ACN 003 485 952	Wednesday, 11 February 2015	7,495.10		1,555 Units
CBA Equities Limited ACN 003 485 952	Wednesday, 11 February 2015	5,257.33		1,093 Units
CBA Equities Limited ACN 003 485 952	Wednesday, 11 February 2015	1,231.36		256 Units
CBA Equities Limited ACN 003 485 952	Wednesday, 11 February 2015	5,372.77		1,117 Units
CBA Equities Limited ACN 003 485 952	Wednesday, 11 February 2015	12,995.40		2,685 Units
CBA Equities Limited ACN 003 485 952	Wednesday, 11 February 2015	375.96		78 Units
CBA Equities Limited ACN 003 485 952	Wednesday, 11 February 2015	553.15		115 Units
CBA Equities Limited	Wednesday, 11	7,051.80		1,460 Units

ACN 003 485 952	February 2015			
CBA Equities Limited ACN 003 485 952	Wednesday, 11 February 2015	6,534.99		1,353 Units
CBA Equities Limited ACN 003 485 952	Wednesday, 11 February 2015	30,313.08		6,276 Units
CBA Equities Limited ACN 003 485 952	Wednesday, 11 February 2015	3,639.68		752 Units
CBA Equities Limited ACN 003 485 952	Wednesday, 11 February 2015	3,163.65		655 Units
CBA Equities Limited ACN 003 485 952	Wednesday, 11 February 2015	8,261.88		1,707 Units
CBA Equities Limited ACN 003 485 952	Wednesday, 11 February 2015	16,494.04		3,422 Units
CBA Equities Limited ACN 003 485 952	Wednesday, 11 February 2015	2,086.56		432 Units
CBA Equities Limited ACN 003 485 952	Wednesday, 11 February 2015	33,299.20		6,880 Units
CBA Equities Limited ACN 003 485 952	Wednesday, 11 February 2015	1,874.98		389 Units
CBA Equities Limited ACN 003 485 952	Wednesday, 11 February 2015	614.68		127 Units
CBA Equities Limited ACN 003 485 952	Wednesday, 11 February 2015	50,457.00		10,425 Units
CBA Equities Limited ACN 003 485 952	Wednesday, 11 February 2015	449.19		93 Units
CBA Equities Limited ACN 003 485 952	Wednesday, 11 February 2015	1,816.08		376 Units
CBA Equities Limited ACN 003 485 952	Wednesday, 11 February 2015	2,607.62		541 Units
CBA Equities Limited ACN 003 485 952	Wednesday, 11 February 2015	3,849.51		797 Units
CBA Equities Limited ACN 003 485 952	Wednesday, 11 February 2015	2,854.53		591 Units
CBA Equities Limited ACN 003 485 952	Wednesday, 11 February 2015	637.56		132 Units
CBA Equities Limited ACN 003 485 952	Wednesday, 11 February 2015	3,153.99		653 Units

CBA Equities Limited ACN 003 485 952	Wednesday, 11 February 2015	294.63		61 Units
CBA Equities Limited ACN 003 485 952	Wednesday, 11 February 2015	18,542.54		3,847 Units
CBA Equities Limited ACN 003 485 952	Wednesday, 11 February 2015	6,723.36		1,392 Units
CBA Equities Limited ACN 003 485 952	Wednesday, 11 February 2015	1,168.86		242 Units
CBA Equities Limited ACN 003 485 952	Wednesday, 11 February 2015	6,283.83		1,301 Units
CBA Equities Limited ACN 003 485 952	Wednesday, 11 February 2015	5,279.19		1,093 Units
CBA Equities Limited ACN 003 485 952	Wednesday, 11 February 2015	6,916.56		1,432 Units
CBA Equities Limited ACN 003 485 952	Wednesday, 11 February 2015	3,477.60		720 Units
CBA Equities Limited ACN 003 485 952	Wednesday, 11 February 2015	816.27		169 Units
CBA Equities Limited ACN 003 485 952	Wednesday, 11 February 2015	1,975.47		409 Units
CBA Equities Limited ACN 003 485 952	Wednesday, 11 February 2015	3,593.52		744 Units
CBA Equities Limited ACN 003 485 952	Wednesday, 11 February 2015	1,021.84		212 Units
CBA Equities Limited ACN 003 485 952	Wednesday, 11 February 2015	6,525.33		1,351 Units
CBA Equities Limited ACN 003 485 952	Wednesday, 11 February 2015	449.19		93 Units
CBA Equities Limited ACN 003 485 952	Wednesday, 11 February 2015	376.74		78 Units
CBA Equities Limited ACN 003 485 952	Wednesday, 11 February 2015	3,079.75		635 Units
CBA Equities Limited ACN 003 485 952	Wednesday, 11 February 2015	2,790.78		579 Units
CBA Equities Limited ACN 003 485 952	Wednesday, 11 February 2015	2,308.78		479 Units
CBA Equities Limited	Wednesday, 11	20,210.26		4,193 Units

ACN 003 485 952	February 2015			
CBA Equities Limited ACN 003 485 952	Wednesday, 11 February 2015	2,149.72		446 Units
CBA Equities Limited ACN 003 485 952	Wednesday, 11 February 2015	1,019.13		211 Units
CBA Equities Limited ACN 003 485 952	Wednesday, 11 February 2015	323.61		67 Units
CBA Equities Limited ACN 003 485 952	Wednesday, 11 February 2015	265.65		55 Units
CBA Equities Limited ACN 003 485 952	Wednesday, 11 February 2015	7,409.22		1,534 Units
CBA Equities Limited ACN 003 485 952	Wednesday, 11 February 2015	483.00		100 Units
CBA Equities Limited ACN 003 485 952	Wednesday, 11 February 2015	7,365.75		1,525 Units
CBA Equities Limited ACN 003 485 952	Wednesday, 11 February 2015	3,492.09		723 Units
CBA Equities Limited ACN 003 485 952	Wednesday, 11 February 2015	415.38		86 Units
CBA Equities Limited ACN 003 485 952	Wednesday, 11 February 2015	53.13		11 Units
CBA Equities Limited ACN 003 485 952	Wednesday, 11 February 2015	1,289.61		267 Units
CBA Equities Limited ACN 003 485 952	Wednesday, 11 February 2015	2,347.38		486 Units
CBA Equities Limited ACN 003 485 952	Wednesday, 11 February 2015	6,385.26		1,322 Units
CBA Equities Limited ACN 003 485 952	Wednesday, 11 February 2015	834.20		172 Units
CBA Equities Limited ACN 003 485 952	Wednesday, 11 February 2015	4,025.50		830 Units
CBA Equities Limited ACN 003 485 952	Wednesday, 11 February 2015	1,379.40		285 Units
CBA Equities Limited ACN 003 485 952	Wednesday, 11 February 2015	3,688.08		762 Units
CBA Equities Limited ACN 003 485 952	Wednesday, 11 February 2015	994.98		206 Units

CBA Equities Limited ACN 003 485 952	Wednesday, 11 February 2015	1,391.04		288 Units
CBA Equities Limited ACN 003 485 952	Wednesday, 11 February 2015	8,355.90		1,730 Units
CBA Equities Limited ACN 003 485 952	Wednesday, 11 February 2015	8,491.14		1,758 Units
CBA Equities Limited ACN 003 485 952	Wednesday, 11 February 2015	2,144.52		444 Units
CBA Equities Limited ACN 003 485 952	Wednesday, 11 February 2015	3,704.61		767 Units
CBA Equities Limited ACN 003 485 952	Wednesday, 11 February 2015	2,022.45		417 Units
CBA Equities Limited ACN 003 485 952	Wednesday, 11 February 2015	194.00		40 Units
CBA Equities Limited ACN 003 485 952	Wednesday, 11 February 2015	6,185.66		1,286 Units
CBA Equities Limited ACN 003 485 952	Wednesday, 11 February 2015	13,145.73		2,733 Units
CBA Equities Limited ACN 003 485 952	Wednesday, 11 February 2015	4,169.30		865 Units
CBA Equities Limited ACN 003 485 952	Wednesday, 11 February 2015	192.40		40 Units
CBA Equities Limited ACN 003 485 952	Wednesday, 11 February 2015	7,779.48		1,614 Units
CBA Equities Limited ACN 003 485 952	Wednesday, 11 February 2015	192.40		40 Units
CBA Equities Limited ACN 003 485 952	Wednesday, 11 February 2015	6,163.08		1,276 Units
CBA Equities Limited ACN 003 485 952	Wednesday, 11 February 2015	5,099.56		1,058 Units
CBA Equities Limited ACN 003 485 952	Wednesday, 11 February 2015	4,574.18		949 Units
CBA Equities Limited ACN 003 485 952	Wednesday, 11 February 2015	192.40		40 Units
CBA Equities Limited ACN 003 485 952	Wednesday, 11 February 2015	192.40		40 Units
CBA Equities Limited	Wednesday, 11	192.40		40 Units

ACN 003 485 952	February 2015			
CBA Equities Limited ACN 003 485 952	Wednesday, 11 February 2015	337.40		70 Units
CBA Equities Limited ACN 003 485 952	Wednesday, 11 February 2015	424.16		88 Units
CBA Equities Limited ACN 003 485 952	Wednesday, 11 February 2015	4,112.55		855 Units
CBA Equities Limited ACN 003 485 952	Wednesday, 11 February 2015	192.40		40 Units
CBA Equities Limited ACN 003 485 952	Wednesday, 11 February 2015	4,376.56		908 Units
CBA Equities Limited ACN 003 485 952	Wednesday, 11 February 2015	5,321.28		1,104 Units
CBA Equities Limited ACN 003 485 952	Wednesday, 11 February 2015	502.32		104 Units
CBA Equities Limited ACN 003 485 952	Wednesday, 11 February 2015	1,060.40		220 Units
CBA Equities Limited ACN 003 485 952	Wednesday, 11 February 2015	5,417.68		1,124 Units
CBA Equities Limited ACN 003 485 952	Wednesday, 11 February 2015	409.70		85 Units
CBA Equities Limited ACN 003 485 952	Wednesday, 11 February 2015	429.87		89 Units
CBA Equities Limited ACN 003 485 952	Wednesday, 11 February 2015	2,149.35		445 Units
CBA Equities Limited ACN 003 485 952	Wednesday, 11 February 2015	15,714.27		3,267 Units
CBA Equities Limited ACN 003 485 952	Wednesday, 11 February 2015	3,905.72		812 Units
CBA Equities Limited ACN 003 485 952	Wednesday, 11 February 2015	2,521.26		522 Units
CBA Equities Limited ACN 003 485 952	Wednesday, 11 February 2015	342.22		71 Units
CBA Equities Limited ACN 003 485 952	Wednesday, 11 February 2015	9,196.72		1,912 Units
CBA Equities Limited ACN 003 485 952	Wednesday, 11 February 2015	3,968.25		825 Units

CBA Equities Limited ACN 003 485 952	Wednesday, 11 February 2015	6,697.85		1,381 Units
CBA Equities Limited ACN 003 485 952	Wednesday, 11 February 2015	538.35		111 Units
CBA Equities Limited ACN 003 485 952	Wednesday, 11 February 2015	1,680.84		348 Units
CBA Equities Limited ACN 003 485 952	Wednesday, 11 February 2015	265.65		55 Units
CBA Equities Limited ACN 003 485 952	Wednesday, 11 February 2015	130.41		27 Units
CBA Equities Limited ACN 003 485 952	Wednesday, 11 February 2015	3,775.20		780 Units
CBA Equities Limited ACN 003 485 952	Wednesday, 11 February 2015	193.20		40 Units
CBA Equities Limited ACN 003 485 952	Wednesday, 11 February 2015	8,133.72		1,684 Units
CBA Equities Limited ACN 003 485 952	Wednesday, 11 February 2015	6,771.66		1,402 Units
CBA Equities Limited ACN 003 485 952	Wednesday, 11 February 2015	6,172.74		1,278 Units
CBA Equities Limited ACN 003 485 952	Wednesday, 11 February 2015	2,366.70		490 Units
CBA Equities Limited ACN 003 485 952	Wednesday, 11 February 2015	11,334.45		2,337 Units
CBA Equities Limited ACN 003 485 952	Wednesday, 11 February 2015	6,484.45		1,337 Units
CBA Equities Limited ACN 003 485 952	Wednesday, 11 February 2015	1,222.20		252 Units
CBA Equities Limited ACN 003 485 952	Wednesday, 11 February 2015	11,276.25		2,325 Units
CBA Equities Limited ACN 003 485 952	Wednesday, 11 February 2015	13,483.00		2,780 Units
CBA Equities Limited ACN 003 485 952	Wednesday, 11 February 2015	4,105.50		850 Units
CBA Equities Limited ACN 003 485 952	Wednesday, 11 February 2015	193.20		40 Units
CBA Equities Limited	Wednesday, 11	169,750.00		35,000 Units

ACN 003 485 952	February 2015			
CBA Equities Limited ACN 003 485 952	Wednesday, 11 February 2015	19,400.00		4,000 Units
CBA Equities Limited ACN 003 485 952	Wednesday, 11 February 2015	5,242.85		1,081 Units
CBA Equities Limited ACN 003 485 952	Wednesday, 11 February 2015	24,492.50		5,050 Units
CBA Equities Limited ACN 003 485 952	Wednesday, 11 February 2015	1,891.50		390 Units
CBA Equities Limited ACN 003 485 952	Wednesday, 11 February 2015	53.35		11 Units
CBA Equities Limited ACN 003 485 952	Wednesday, 11 February 2015	1,304.65		269 Units
CBA Equities Limited ACN 003 485 952	Wednesday, 11 February 2015	5,805.45		1,197 Units
CBA Equities Limited ACN 003 485 952	Wednesday, 11 February 2015	8,783.35		1,811 Units
CBA Equities Limited ACN 003 485 952	Wednesday, 11 February 2015	5,242.85		1,081 Units
CBA Equities Limited ACN 003 485 952	Wednesday, 11 February 2015	339.50		70 Units
CBA Equities Limited ACN 003 485 952	Wednesday, 11 February 2015	906.95		187 Units
CBA Equities Limited ACN 003 485 952	Tuesday, 21 April 2015	113,645.72		24,652 Units
CBA Equities Limited ACN 003 485 952	Tuesday, 21 April 2015	113,892.24		24,652 Units
CBA Equities Limited ACN 003 485 952	Monday, 19 January 2015	9,999.54		2,283 Units
CBA Equities Limited ACN 003 485 952	Tuesday, 20 January 2015	19,863.36		4,598 Units
CBA Equities Limited ACN 003 485 952	Tuesday, 20 January 2015	26,336.31		6,139 Units
CBA Equities Limited ACN 003 485 952	Wednesday, 21 January 2015	14,803.74		3,411 Units
CBA Equities Limited ACN 003 485 952	Wednesday, 21 January 2015	5,503.12		1,268 Units

CBA Equities Limited ACN 003 485 952	Wednesday, 21 January 2015	2,321.90		535 Units
CBA Equities Limited ACN 003 485 952	Wednesday, 21 January 2015	3,255.00		750 Units
CBA Equities Limited ACN 003 485 952	Wednesday, 21 January 2015	3,723.72		858 Units
CBA Equities Limited ACN 003 485 952	Wednesday, 21 January 2015	14,803.74		3,411 Units
CBA Equities Limited ACN 003 485 952	Thursday, 22 January 2015	14,833.50		3,410 Units
CBA Equities Limited ACN 003 485 952	Thursday, 22 January 2015	14,833.50		3,410 Units
CBA Equities Limited ACN 003 485 952	Thursday, 22 January 2015	8,743.50		2,010 Units
CBA Equities Limited ACN 003 485 952	Thursday, 22 January 2015	1,235.40		284 Units
CBA Equities Limited ACN 003 485 952	Friday, 23 January 2015	882.00		196 Units
CBA Equities Limited ACN 003 485 952	Tuesday, 27 January 2015	15,481.40		3,410 Units
CBA Equities Limited ACN 003 485 952	Tuesday, 27 January 2015	15,481.40		3,410 Units
CBA Equities Limited ACN 003 485 952	Wednesday, 28 January 2015	14,662.88		3,244 Units
CBA Equities Limited ACN 003 485 952	Wednesday, 28 January 2015	745.80		165 Units
CBA Equities Limited ACN 003 485 952	Wednesday, 28 January 2015	11,755.35		2,595 Units
CBA Equities Limited ACN 003 485 952	Wednesday, 28 January 2015	13,320.36		2,934 Units
CBA Equities Limited ACN 003 485 952	Wednesday, 28 January 2015	2,156.50		475 Units
CBA Equities Limited ACN 003 485 952	Wednesday, 28 January 2015	15,442.77		3,409 Units
CBA Equities Limited ACN 003 485 952	Wednesday, 28 January 2015	15,442.77		3,409 Units
CBA Equities Limited	Wednesday, 28 January	15,442.77		3,409 Units

ACN 003 485 952	2015			
CBA Equities Limited ACN 003 485 952	Wednesday, 28 January 2015	2,965.12		656 Units
CBA Equities Limited ACN 003 485 952	Wednesday, 28 January 2015	678.00		150 Units
CBA Equities Limited ACN 003 485 952	Wednesday, 28 January 2015	63.28		14 Units
CBA Equities Limited ACN 003 485 952	Wednesday, 28 January 2015	452.00		100 Units
CBA Equities Limited ACN 003 485 952	Wednesday, 28 January 2015	668.96		148 Units
CBA Equities Limited ACN 003 485 952	Wednesday, 28 January 2015	2,897.32		641 Units
CBA Equities Limited ACN 003 485 952	Wednesday, 28 January 2015	7,232.00		1,600 Units
CBA Equities Limited ACN 003 485 952	Wednesday, 28 January 2015	452.00		100 Units
CBA Equities Limited ACN 003 485 952	Wednesday, 28 January 2015	212.44		47 Units
CBA Equities Limited ACN 003 485 952	Wednesday, 28 January 2015	452.00		100 Units
CBA Equities Limited ACN 003 485 952	Wednesday, 28 January 2015	45.20		10 Units
CBA Equities Limited ACN 003 485 952	Wednesday, 28 January 2015	14,445.92		3,196 Units
CBA Equities Limited ACN 003 485 952	Wednesday, 28 January 2015	226.00		50 Units
CBA Equities Limited ACN 003 485 952	Wednesday, 28 January 2015	13.56		3 Units
CBA Equities Limited ACN 003 485 952	Wednesday, 28 January 2015	452.00		100 Units
CBA Equities Limited ACN 003 485 952	Wednesday, 28 January 2015	4.52		1 Units
CBA Equities Limited ACN 003 485 952	Wednesday, 28 January 2015	40.68		9 Units
CBA Equities Limited ACN 003 485 952	Wednesday, 28 January 2015	27.12		6 Units

CBA Equities Limited ACN 003 485 952	Wednesday, 28 January 2015	113.00		25 Units
CBA Equities Limited ACN 003 485 952	Wednesday, 28 January 2015	2,897.32		641 Units
CBA Equities Limited ACN 003 485 952	Wednesday, 28 January 2015	339.00		75 Units
CBA Equities Limited ACN 003 485 952	Wednesday, 28 January 2015	15,442.77		3,409 Units
CBA Equities Limited ACN 003 485 952	Wednesday, 28 January 2015	15,442.77		3,409 Units
CBA Equities Limited ACN 003 485 952	Wednesday, 28 January 2015	4,770.09		1,053 Units
CBA Equities Limited ACN 003 485 952	Wednesday, 28 January 2015	18,854.62		4,153 Units
CBA Equities Limited ACN 003 485 952	Wednesday, 28 January 2015	27.12		6 Units
CBA Equities Limited ACN 003 485 952	Wednesday, 28 January 2015	15,408.68		3,409 Units
CBA Equities Limited ACN 003 485 952	Wednesday, 28 January 2015	15,408.68		3,409 Units
CBA Equities Limited ACN 003 485 952	Wednesday, 28 January 2015	15,408.68		3,409 Units
CBA Equities Limited ACN 003 485 952	Wednesday, 28 January 2015	2,472.44		547 Units
CBA Equities Limited ACN 003 485 952	Wednesday, 28 January 2015	452.00		100 Units
CBA Equities Limited ACN 003 485 952	Wednesday, 28 January 2015	452.00		100 Units
CBA Equities Limited ACN 003 485 952	Wednesday, 28 January 2015	180.80		40 Units
CBA Equities Limited ACN 003 485 952	Wednesday, 28 January 2015	2,897.32		641 Units
CBA Equities Limited ACN 003 485 952	Wednesday, 28 January 2015	40.68		9 Units
CBA Equities Limited ACN 003 485 952	Wednesday, 28 January 2015	678.00		150 Units
CBA Equities Limited	Wednesday, 28 January	27.12		6 Units

ACN 003 485 952	2015			
CBA Equities Limited ACN 003 485 952	Wednesday, 28 January 2015	452.00		100 Units
CBA Equities Limited ACN 003 485 952	Wednesday, 28 January 2015	4.52		1 Units
CBA Equities Limited ACN 003 485 952	Wednesday, 28 January 2015	63.28		14 Units
CBA Equities Limited ACN 003 485 952	Wednesday, 28 January 2015	22.60		5 Units
CBA Equities Limited ACN 003 485 952	Wednesday, 28 January 2015	452.00		100 Units
CBA Equities Limited ACN 003 485 952	Wednesday, 28 January 2015	22.60		5 Units
CBA Equities Limited ACN 003 485 952	Wednesday, 28 January 2015	452.00		100 Units
CBA Equities Limited ACN 003 485 952	Wednesday, 28 January 2015	4.52		1 Units
CBA Equities Limited ACN 003 485 952	Wednesday, 28 January 2015	67.80		15 Units
CBA Equities Limited ACN 003 485 952	Wednesday, 28 January 2015	22.60		5 Units
CBA Equities Limited ACN 003 485 952	Wednesday, 28 January 2015	452.00		100 Units
CBA Equities Limited ACN 003 485 952	Wednesday, 28 January 2015	18.08		4 Units
CBA Equities Limited ACN 003 485 952	Wednesday, 28 January 2015	452.00		100 Units
CBA Equities Limited ACN 003 485 952	Wednesday, 28 January 2015	45.20		10 Units
CBA Equities Limited ACN 003 485 952	Wednesday, 28 January 2015	1,202.32		266 Units
CBA Equities Limited ACN 003 485 952	Wednesday, 28 January 2015	3,089.46		682 Units
CBA Equities Limited ACN 003 485 952	Wednesday, 28 January 2015	7,583.22		1,674 Units
CBA Equities Limited ACN 003 485 952	Wednesday, 28 January 2015	22.65		5 Units

CBA Equities Limited ACN 003 485 952	Wednesday, 28 January 2015	40.77		9 Units
CBA Equities Limited ACN 003 485 952	Wednesday, 28 January 2015	31.64		7 Units
CBA Equities Limited ACN 003 485 952	Wednesday, 28 January 2015	72.32		16 Units
CBA Equities Limited ACN 003 485 952	Wednesday, 28 January 2015	452.00		100 Units
CBA Equities Limited ACN 003 485 952	Wednesday, 28 January 2015	31.64		7 Units
CBA Equities Limited ACN 003 485 952	Thursday, 29 January 2015	79,610.22		17,574 Units
CBA Equities Limited ACN 003 485 952	Thursday, 29 January 2015	19,999.95		4,415 Units
CBA Equities Limited ACN 003 485 952	Thursday, 29 January 2015	15,404.16		3,408 Units
CBA Equities Limited ACN 003 485 952	Thursday, 29 January 2015	15,438.24		3,408 Units
CBA Equities Limited ACN 003 485 952	Thursday, 29 January 2015	15,370.08		3,408 Units
CBA Equities Limited ACN 003 485 952	Thursday, 29 January 2015	15,438.24		3,408 Units
CBA Equities Limited ACN 003 485 952	Thursday, 29 January 2015	15,438.24		3,408 Units
CBA Equities Limited ACN 003 485 952	Thursday, 29 January 2015	1,662.51		367 Units
CBA Equities Limited ACN 003 485 952	Thursday, 29 January 2015	15,438.24		3,408 Units
CBA Equities Limited ACN 003 485 952	Thursday, 29 January 2015	15,438.24		3,408 Units
CBA Equities Limited ACN 003 485 952	Thursday, 29 January 2015	10,654.56		2,352 Units
CBA Equities Limited ACN 003 485 952	Thursday, 29 January 2015	4,077.00		900 Units
CBA Equities Limited ACN 003 485 952	Thursday, 29 January 2015	706.68		156 Units
CBA Equities Limited	Friday, 30 January 2015	15,472.32		3,408 Units

ACN 003 485 952				
CBA Equities Limited ACN 003 485 952	Friday, 30 January 2015	15,472.32		3,408 Units
CBA Equities Limited ACN 003 485 952	Friday, 30 January 2015	27,816.08		6,154 Units
CBA Equities Limited ACN 003 485 952	Friday, 30 January 2015	15,574.56		3,408 Units
CBA Equities Limited ACN 003 485 952	Monday, 2 February 2015	155.72		34 Units
CBA Equities Limited ACN 003 485 952	Monday, 2 February 2015	6,499.76		1,438 Units
CBA Equities Limited ACN 003 485 952	Monday, 2 February 2015	3,498.48		774 Units
CBA Equities Limited ACN 003 485 952	Monday, 2 February 2015	14,362.88		3,136 Units
CBA Equities Limited ACN 003 485 952	Monday, 2 February 2015	1,245.76		272 Units
CBA Equities Limited ACN 003 485 952	Monday, 2 February 2015	15,608.64		3,408 Units
CBA Equities Limited ACN 003 485 952	Monday, 2 February 2015	8,235.00		1,800 Units
CBA Equities Limited ACN 003 485 952	Monday, 2 February 2015	7,364.64		1,608 Units
CBA Equities Limited ACN 003 485 952	Monday, 2 February 2015	15,642.72		3,408 Units
CBA Equities Limited ACN 003 485 952	Monday, 2 February 2015	15,625.68		3,408 Units
CBA Equities Limited ACN 003 485 952	Monday, 2 February 2015	15,608.64		3,408 Units
CBA Equities Limited ACN 003 485 952	Monday, 2 February 2015	15,452.92		3,374 Units
CBA Equities Limited ACN 003 485 952	Monday, 2 February 2015	8,326.26		1,814 Units
CBA Equities Limited ACN 003 485 952	Monday, 2 February 2015	7,316.46		1,594 Units
CBA Equities Limited ACN 003 485 952	Monday, 2 February 2015	13,650.66		2,974 Units

CBA Equities Limited ACN 003 485 952	Monday, 2 February 2015	6,118.47		1,333 Units
CBA Equities Limited ACN 003 485 952	Monday, 2 February 2015	3,571.02		778 Units
CBA Equities Limited ACN 003 485 952	Monday, 2 February 2015	4,906.71		1,069 Units
CBA Equities Limited ACN 003 485 952	Monday, 2 February 2015	26,787.24		5,836 Units
CBA Equities Limited ACN 003 485 952	Monday, 2 February 2015	229.50		50 Units
CBA Equities Limited ACN 003 485 952	Tuesday, 3 February 2015	10,768.14		2,346 Units
CBA Equities Limited ACN 003 485 952	Tuesday, 3 February 2015	6,945.00		1,500 Units
CBA Equities Limited ACN 003 485 952	Tuesday, 3 February 2015	8,829.41		1,907 Units
CBA Equities Limited ACN 003 485 952	Tuesday, 3 February 2015	27.60		6 Units
CBA Equities Limited ACN 003 485 952	Tuesday, 3 February 2015	46.00		10 Units
CBA Equities Limited ACN 003 485 952	Tuesday, 3 February 2015	510.60		111 Units
CBA Equities Limited ACN 003 485 952	Tuesday, 3 February 2015	11,474.72		2,473 Units
CBA Equities Limited ACN 003 485 952	Tuesday, 3 February 2015	4,333.76		934 Units
CBA Equities Limited ACN 003 485 952	Tuesday, 3 February 2015	3,456.80		745 Units
CBA Equities Limited ACN 003 485 952	Tuesday, 3 February 2015	946.56		204 Units
CBA Equities Limited ACN 003 485 952	Tuesday, 3 February 2015	60.32		13 Units
CBA Equities Limited ACN 003 485 952	Tuesday, 3 February 2015	1,582.24		341 Units
CBA Equities Limited ACN 003 485 952	Tuesday, 3 February 2015	6,254.72		1,348 Units
CBA Equities Limited	Tuesday, 3 February	793.44		174 Units

ACN 003 485 952	2015			
CBA Equities Limited ACN 003 485 952	Tuesday, 3 February 2015	14,742.48		3,233 Units
CBA Equities Limited ACN 003 485 952	Tuesday, 3 February 2015	15,365.57		3,407 Units
CBA Equities Limited ACN 003 485 952	Tuesday, 3 February 2015	2,452.97		535 Units
CBA Equities Limited ACN 003 485 952	Tuesday, 3 February 2015	15,535.92		3,407 Units
CBA Equities Limited ACN 003 485 952	Tuesday, 3 February 2015	15,876.62		3,407 Units
CBA Equities Limited ACN 003 485 952	Tuesday, 3 February 2015	15,808.48		3,407 Units
CBA Equities Limited ACN 003 485 952	Tuesday, 3 February 2015	16,046.97		3,407 Units
CBA Equities Limited ACN 003 485 952	Tuesday, 3 February 2015	16,046.97		3,407 Units
CBA Equities Limited ACN 003 485 952	Tuesday, 3 February 2015	7,065.00		1,500 Units
CBA Equities Limited ACN 003 485 952	Tuesday, 3 February 2015	1,163.37		247 Units
CBA Equities Limited ACN 003 485 952	Tuesday, 3 February 2015	3,188.67		677 Units
CBA Equities Limited ACN 003 485 952	Tuesday, 3 February 2015	4,629.93		983 Units
CBA Equities Limited ACN 003 485 952	Tuesday, 3 February 2015	15,944.76		3,407 Units
CBA Equities Limited ACN 003 485 952	Tuesday, 3 February 2015	13,840.19		2,951 Units
CBA Equities Limited ACN 003 485 952	Tuesday, 3 February 2015	15,078.35		3,215 Units
CBA Equities Limited ACN 003 485 952	Tuesday, 3 February 2015	3,341.52		714 Units
CBA Equities Limited ACN 003 485 952	Tuesday, 3 February 2015	15,638.13		3,407 Units
CBA Equities Limited ACN 003 485 952	Tuesday, 3 February 2015	13,182.48		2,872 Units

CBA Equities Limited ACN 003 485 952	Tuesday, 3 February 2015	15,706.27		3,407 Units
CBA Equities Limited ACN 003 485 952	Tuesday, 3 February 2015	3,492.72		756 Units
CBA Equities Limited ACN 003 485 952	Wednesday, 4 February 2015	16,042.26		3,406 Units
CBA Equities Limited ACN 003 485 952	Wednesday, 4 February 2015	16,076.32		3,406 Units
CBA Equities Limited ACN 003 485 952	Wednesday, 4 February 2015	13,839.04		2,932 Units
CBA Equities Limited ACN 003 485 952	Wednesday, 4 February 2015	2,237.28		474 Units
CBA Equities Limited ACN 003 485 952	Wednesday, 4 February 2015	1,668.50		355 Units
CBA Equities Limited ACN 003 485 952	Wednesday, 4 February 2015	9.40		2 Units
CBA Equities Limited ACN 003 485 952	Wednesday, 4 February 2015	484.10		103 Units
CBA Equities Limited ACN 003 485 952	Wednesday, 4 February 2015	28.20		6 Units
CBA Equities Limited ACN 003 485 952	Wednesday, 4 February 2015	13,667.60		2,908 Units
CBA Equities Limited ACN 003 485 952	Wednesday, 4 February 2015	5,607.90		1,206 Units
CBA Equities Limited ACN 003 485 952	Wednesday, 4 February 2015	16,110.38		3,406 Units
CBA Equities Limited ACN 003 485 952	Wednesday, 4 February 2015	16,212.56		3,406 Units
CBA Equities Limited ACN 003 485 952	Wednesday, 4 February 2015	15,871.96		3,406 Units
CBA Equities Limited ACN 003 485 952	Wednesday, 4 February 2015	5,115.00		1,100 Units
CBA Equities Limited ACN 003 485 952	Wednesday, 4 February 2015	5,115.00		1,100 Units
CBA Equities Limited ACN 003 485 952	Wednesday, 4 February 2015	16,042.26		3,406 Units
CBA Equities Limited	Wednesday, 4 February	16,042.26		3,406 Units

ACN 003 485 952	2015			
CBA Equities Limited ACN 003 485 952	Wednesday, 4 February 2015	16,008.20		3,406 Units
CBA Equities Limited ACN 003 485 952	Wednesday, 4 February 2015	150.40		32 Units
CBA Equities Limited ACN 003 485 952	Wednesday, 4 February 2015	8,845.38		1,878 Units
CBA Equities Limited ACN 003 485 952	Wednesday, 4 February 2015	7,196.88		1,528 Units
CBA Equities Limited ACN 003 485 952	Wednesday, 4 February 2015	16,042.26		3,406 Units
CBA Equities Limited ACN 003 485 952	Thursday, 5 February 2015	16,212.56		3,406 Units
CBA Equities Limited ACN 003 485 952	Thursday, 5 February 2015	16,178.50		3,406 Units
CBA Equities Limited ACN 003 485 952	Thursday, 5 February 2015	16,212.56		3,406 Units
CBA Equities Limited ACN 003 485 952	Thursday, 5 February 2015	16,519.10		3,406 Units
CBA Equities Limited ACN 003 485 952	Thursday, 5 February 2015	14,128.05		2,913 Units
CBA Equities Limited ACN 003 485 952	Thursday, 5 February 2015	2,391.05		493 Units
CBA Equities Limited ACN 003 485 952	Thursday, 5 February 2015	53.35		11 Units
CBA Equities Limited ACN 003 485 952	Thursday, 5 February 2015	1,299.80		268 Units
CBA Equities Limited ACN 003 485 952	Thursday, 5 February 2015	489.85		101 Units
CBA Equities Limited ACN 003 485 952	Thursday, 5 February 2015	223.10		46 Units
CBA Equities Limited ACN 003 485 952	Thursday, 5 February 2015	397.70		82 Units
CBA Equities Limited ACN 003 485 952	Thursday, 5 February 2015	392.85		81 Units
CBA Equities Limited ACN 003 485 952	Thursday, 5 February 2015	15,746.08		3,308 Units

CBA Equities Limited ACN 003 485 952	Thursday, 5 February 2015	466.48		98 Units
CBA Equities Limited ACN 003 485 952	Thursday, 5 February 2015	13,177.45		2,717 Units
CBA Equities Limited ACN 003 485 952	Thursday, 5 February 2015	2,478.35		511 Units
CBA Equities Limited ACN 003 485 952	Thursday, 5 February 2015	1,115.50		230 Units
CBA Equities Limited ACN 003 485 952	Thursday, 5 February 2015	10,879.58		2,234 Units
CBA Equities Limited ACN 003 485 952	Thursday, 5 February 2015	9,291.96		1,908 Units
CBA Equities Limited ACN 003 485 952	Thursday, 5 February 2015	4,383.00		900 Units
CBA Equities Limited ACN 003 485 952	Thursday, 5 February 2015	224.02		46 Units
CBA Equities Limited ACN 003 485 952	Thursday, 5 February 2015	2,191.50		450 Units
CBA Equities Limited ACN 003 485 952	Thursday, 5 February 2015	496.74		102 Units
CBA Equities Limited ACN 003 485 952	Thursday, 5 February 2015	401,610.11		84,907 Units
CBA Equities Limited ACN 003 485 952	Thursday, 5 February 2015	1,147.16		241 Units
CBA Equities Limited ACN 003 485 952	Thursday, 5 February 2015	15,065.40		3,165 Units
CBA Equities Limited ACN 003 485 952	Thursday, 5 February 2015	16,178.50		3,406 Units
CBA Equities Limited ACN 003 485 952	Thursday, 5 February 2015	16,178.50		3,406 Units
CBA Equities Limited ACN 003 485 952	Thursday, 5 February 2015	16,348.80		3,406 Units
CBA Equities Limited ACN 003 485 952	Thursday, 5 February 2015	3,643.92		756 Units
CBA Equities Limited ACN 003 485 952	Thursday, 5 February 2015	241.00		50 Units
CBA Equities Limited	Thursday, 5 February	16,416.92		3,406 Units

ACN 003 485 952	2015			
CBA Equities Limited ACN 003 485 952	Thursday, 5 February 2015	485.00		100 Units
CBA Equities Limited ACN 003 485 952	Thursday, 5 February 2015	12,925.25		2,665 Units
CBA Equities Limited ACN 003 485 952	Thursday, 5 February 2015	16,212.56		3,406 Units
CBA Equities Limited ACN 003 485 952	Thursday, 5 February 2015	16,212.56		3,406 Units
CBA Equities Limited ACN 003 485 952	Thursday, 5 February 2015	16,178.50		3,406 Units
CBA Equities Limited ACN 003 485 952	Thursday, 5 February 2015	5,418.79		1,142 Units
CBA Equities Limited ACN 003 485 952	Thursday, 5 February 2015	8,541.00		1,800 Units
CBA Equities Limited ACN 003 485 952	Thursday, 5 February 2015	2,204.00		464 Units
CBA Equities Limited ACN 003 485 952	Thursday, 5 February 2015	12,558.00		2,600 Units
CBA Equities Limited ACN 003 485 952	Thursday, 5 February 2015	535.70		110 Units
CBA Equities Limited ACN 003 485 952	Thursday, 5 February 2015	5,171.94		1,062 Units
CBA Equities Limited ACN 003 485 952	Thursday, 5 February 2015	16,553.16		3,406 Units
CBA Equities Limited ACN 003 485 952	Friday, 6 February 2015	9,243.26		1,898 Units
CBA Equities Limited ACN 003 485 952	Friday, 6 February 2015	2,965.83		609 Units
CBA Equities Limited ACN 003 485 952	Friday, 6 February 2015	2,215.85		455 Units
CBA Equities Limited ACN 003 485 952	Friday, 6 February 2015	4,631.37		951 Units
CBA Equities Limited ACN 003 485 952	Friday, 6 February 2015	9,660.00		2,000 Units
CBA Equities Limited ACN 003 485 952	Friday, 6 February 2015	16,416.92		3,406 Units

CBA Equities Limited ACN 003 485 952	Friday, 6 February 2015	4,314.82		886 Units
CBA Equities Limited ACN 003 485 952	Friday, 6 February 2015	4,227.99		879 Units
CBA Equities Limited ACN 003 485 952	Friday, 6 February 2015	2,551.88		524 Units
CBA Equities Limited ACN 003 485 952	Friday, 6 February 2015	5,955.39		1,233 Units
CBA Equities Limited ACN 003 485 952	Friday, 6 February 2015	9,814.56		2,032 Units
CBA Equities Limited ACN 003 485 952	Friday, 6 February 2015	2,607.02		542 Units
CBA Equities Limited ACN 003 485 952	Friday, 6 February 2015	8,513.70		1,770 Units
CBA Equities Limited ACN 003 485 952	Friday, 6 February 2015	5,273.08		1,094 Units
CBA Equities Limited ACN 003 485 952	Friday, 6 February 2015	681.03		141 Units
CBA Equities Limited ACN 003 485 952	Friday, 6 February 2015	14,328.00		2,985 Units
CBA Equities Limited ACN 003 485 952	Friday, 6 February 2015	2,020.80		421 Units
CBA Equities Limited ACN 003 485 952	Friday, 6 February 2015	16,280.68		3,406 Units
CBA Equities Limited ACN 003 485 952	Friday, 6 February 2015	12,154.87		2,527 Units
CBA Equities Limited ACN 003 485 952	Friday, 6 February 2015	63.31		13 Units
CBA Equities Limited ACN 003 485 952	Friday, 6 February 2015	413.95		85 Units
CBA Equities Limited ACN 003 485 952	Friday, 6 February 2015	1,116.07		233 Units
CBA Equities Limited ACN 003 485 952	Friday, 6 February 2015	16,314.74		3,406 Units
CBA Equities Limited ACN 003 485 952	Friday, 6 February 2015	21,090.37		4,403 Units
CBA Equities Limited	Friday, 6 February 2015	19,916.82		4,158 Units

ACN 003 485 952				
CBA Equities Limited ACN 003 485 952	Friday, 6 February 2015	15,325.59		3,173 Units
CBA Equities Limited ACN 003 485 952	Friday, 6 February 2015	5,856.40		1,210 Units
CBA Equities Limited ACN 003 485 952	Friday, 6 February 2015	4,041.40		835 Units
CBA Equities Limited ACN 003 485 952	Monday, 9 February 2015	9,834.48		2,088 Units
CBA Equities Limited ACN 003 485 952	Monday, 9 February 2015	16,076.32		3,406 Units
CBA Equities Limited ACN 003 485 952	Monday, 9 February 2015	16,076.32		3,406 Units
CBA Equities Limited ACN 003 485 952	Monday, 9 February 2015	14,452.64		3,062 Units
CBA Equities Limited ACN 003 485 952	Monday, 9 February 2015	1,623.68		344 Units
CBA Equities Limited ACN 003 485 952	Monday, 9 February 2015	15,974.14		3,406 Units
CBA Equities Limited ACN 003 485 952	Monday, 9 February 2015	15,974.14		3,406 Units
CBA Equities Limited ACN 003 485 952	Monday, 9 February 2015	15,974.14		3,406 Units
CBA Equities Limited ACN 003 485 952	Tuesday, 10 February 2015	9,871.95		2,123 Units
CBA Equities Limited ACN 003 485 952	Tuesday, 10 February 2015	19.04		4 Units
CBA Equities Limited ACN 003 485 952	Tuesday, 10 February 2015	465.50		98 Units
CBA Equities Limited ACN 003 485 952	Tuesday, 10 February 2015	4,384.25		923 Units
CBA Equities Limited ACN 003 485 952	Tuesday, 10 February 2015	9,390.75		1,977 Units
CBA Equities Limited ACN 003 485 952	Tuesday, 10 February 2015	12,886.88		2,696 Units
CBA Equities Limited ACN 003 485 952	Tuesday, 10 February 2015	15,765.15		3,405 Units

CBA Equities Limited ACN 003 485 952	Tuesday, 10 February 2015	10,352.68		2,236 Units
CBA Equities Limited ACN 003 485 952	Tuesday, 10 February 2015	5,412.47		1,169 Units
CBA Equities Limited ACN 003 485 952	Tuesday, 10 February 2015	15,935.40		3,405 Units
CBA Equities Limited ACN 003 485 952	Tuesday, 10 February 2015	15,935.40		3,405 Units
CBA Equities Limited ACN 003 485 952	Tuesday, 10 February 2015	16,173.75		3,405 Units
CBA Equities Limited ACN 003 485 952	Tuesday, 10 February 2015	71.25		15 Units
CBA Equities Limited ACN 003 485 952	Tuesday, 10 February 2015	769.50		162 Units
CBA Equities Limited ACN 003 485 952	Tuesday, 10 February 2015	1,092.50		230 Units
CBA Equities Limited ACN 003 485 952	Tuesday, 10 February 2015	16,105.65		3,405 Units
CBA Equities Limited ACN 003 485 952	Tuesday, 10 February 2015	1,532.52		324 Units
CBA Equities Limited ACN 003 485 952	Tuesday, 10 February 2015	14,573.13		3,081 Units
CBA Equities Limited ACN 003 485 952	Tuesday, 10 February 2015	16,207.80		3,405 Units
CBA Equities Limited ACN 003 485 952	Tuesday, 10 February 2015	8,482.32		1,782 Units
CBA Equities Limited ACN 003 485 952	Wednesday, 11 February 2015	16,407.28		3,404 Units
CBA Equities Limited ACN 003 485 952	Wednesday, 11 February 2015	16,543.44		3,404 Units
CBA Equities Limited ACN 003 485 952	Wednesday, 11 February 2015	16,509.40		3,404 Units
CBA Equities Limited ACN 003 485 952	Wednesday, 11 February 2015	16,407.28		3,404 Units
CBA Equities Limited ACN 003 485 952	Wednesday, 11 February 2015	16,407.28		3,404 Units
CBA Equities Limited	Wednesday, 11	16,475.36		3,404 Units

ACN 003 485 952	February 2015			
CBA Equities Limited ACN 003 485 952	Wednesday, 11 February 2015	16,458.34		3,404 Units
CBA Equities Limited ACN 003 485 952	Wednesday, 11 February 2015	16,407.28		3,404 Units
CBA Equities Limited ACN 003 485 952	Wednesday, 11 February 2015	16,373.24		3,404 Units
CBA Equities Limited ACN 003 485 952	Wednesday, 11 February 2015	10,163.53		2,113 Units
CBA Equities Limited ACN 003 485 952	Wednesday, 11 February 2015	6,209.71		1,291 Units
CBA Equities Limited ACN 003 485 952	Thursday, 12 February 2015	8,529.78		1,766 Units
CBA Equities Limited ACN 003 485 952	Thursday, 12 February 2015	1,468.32		304 Units
CBA Equities Limited ACN 003 485 952	Thursday, 12 February 2015	16,475.36		3,404 Units
CBA Equities Limited ACN 003 485 952	Thursday, 12 February 2015	14,346.05		2,995 Units
CBA Equities Limited ACN 003 485 952	Thursday, 12 February 2015	1,955.02		409 Units
CBA Equities Limited ACN 003 485 952	Thursday, 12 February 2015	16,373.24		3,404 Units
CBA Equities Limited ACN 003 485 952	Thursday, 12 February 2015	9,628.80		2,006 Units
CBA Equities Limited ACN 003 485 952	Thursday, 12 February 2015	6,710.40		1,398 Units
CBA Equities Limited ACN 003 485 952	Thursday, 12 February 2015	2,402.30		501 Units
CBA Equities Limited ACN 003 485 952	Thursday, 12 February 2015	13,934.40		2,903 Units
CBA Equities Limited ACN 003 485 952	Thursday, 12 February 2015	16,441.32		3,404 Units
CBA Equities Limited ACN 003 485 952	Thursday, 12 February 2015	10,560.00		2,200 Units
CBA Equities Limited ACN 003 485 952	Thursday, 12 February 2015	5,779.20		1,204 Units

CBA Equities Limited ACN 003 485 952	Thursday, 12 February 2015	16,373.24		3,404 Units
CBA Equities Limited ACN 003 485 952	Thursday, 12 February 2015	16,373.24		3,404 Units
CBA Equities Limited ACN 003 485 952	Thursday, 12 February 2015	3,825.54		802 Units
CBA Equities Limited ACN 003 485 952	Thursday, 12 February 2015	8,818.39		1,841 Units
CBA Equities Limited ACN 003 485 952	Thursday, 12 February 2015	5,197.15		1,085 Units
CBA Equities Limited ACN 003 485 952	Thursday, 12 February 2015	6,491.97		1,361 Units
CBA Equities Limited ACN 003 485 952	Thursday, 12 February 2015	8,066.07		1,691 Units
CBA Equities Limited ACN 003 485 952	Thursday, 12 February 2015	1,679.04		352 Units
CBA Equities Limited ACN 003 485 952	Thursday, 12 February 2015	16,271.12		3,404 Units
CBA Equities Limited ACN 003 485 952	Thursday, 12 February 2015	8,121.41		1,717 Units
CBA Equities Limited ACN 003 485 952	Thursday, 12 February 2015	730.58		153 Units
CBA Equities Limited ACN 003 485 952	Thursday, 12 February 2015	6,938.08		1,453 Units
CBA Equities Limited ACN 003 485 952	Thursday, 12 February 2015	8,585.45		1,798 Units
CBA Equities Limited ACN 003 485 952	Thursday, 12 February 2015	172.08		36 Units
CBA Equities Limited ACN 003 485 952	Thursday, 12 February 2015	5,305.80		1,110 Units
CBA Equities Limited ACN 003 485 952	Thursday, 12 February 2015	10,793.24		2,258 Units
CBA Equities Limited ACN 003 485 952	Thursday, 12 February 2015	16,237.08		3,404 Units
CBA Equities Limited ACN 003 485 952	Thursday, 12 February 2015	60,591.30		12,810 Units
CBA Equities Limited	Thursday, 12 February	19,918.03		4,211 Units

ACN 003 485 952	2015			
CBA Equities Limited ACN 003 485 952	Thursday, 12 February 2015	20,249.13		4,281 Units
CBA Equities Limited ACN 003 485 952	Thursday, 12 February 2015	4.73		1 Units
CBA Equities Limited ACN 003 485 952	Thursday, 12 February 2015	16,214.44		3,428 Units
CBA Equities Limited ACN 003 485 952	Thursday, 12 February 2015	16,134.96		3,404 Units
CBA Equities Limited ACN 003 485 952	Thursday, 12 February 2015	16,100.92		3,404 Units
CBA Equities Limited ACN 003 485 952	Thursday, 12 February 2015	2,492.71		527 Units
CBA Equities Limited ACN 003 485 952	Thursday, 12 February 2015	5,486.80		1,160 Units
CBA Equities Limited ACN 003 485 952	Thursday, 12 February 2015	568,664.88		117,736 Units
CBA Equities Limited ACN 003 485 952	Thursday, 12 February 2015	12,515.62		2,602 Units
CBA Equities Limited ACN 003 485 952	Thursday, 12 February 2015	16,373.24		3,404 Units
CBA Equities Limited ACN 003 485 952	Thursday, 12 February 2015	2,284.84		478 Units
CBA Equities Limited ACN 003 485 952	Thursday, 12 February 2015	2,554.20		540 Units
CBA Equities Limited ACN 003 485 952	Thursday, 12 February 2015	13,546.72		2,864 Units
CBA Equities Limited ACN 003 485 952	Friday, 13 February 2015	114.96		24 Units
CBA Equities Limited ACN 003 485 952	Friday, 13 February 2015	6,782.64		1,416 Units
CBA Equities Limited ACN 003 485 952	Friday, 13 February 2015	6,883.23		1,437 Units
CBA Equities Limited ACN 003 485 952	Friday, 13 February 2015	1,368.00		285 Units
CBA Equities Limited ACN 003 485 952	Friday, 13 February 2015	499.20		104 Units

CBA Equities Limited ACN 003 485 952	Friday, 13 February 2015	7,243.20		1,509 Units
CBA Equities Limited ACN 003 485 952	Friday, 13 February 2015	9,537.25		1,989 Units
CBA Equities Limited ACN 003 485 952	Friday, 13 February 2015	1,989.93		415 Units
CBA Equities Limited ACN 003 485 952	Friday, 13 February 2015	7,646.31		1,603 Units
CBA Equities Limited ACN 003 485 952	Friday, 13 February 2015	911.07		191 Units
CBA Equities Limited ACN 003 485 952	Friday, 13 February 2015	5,158.83		1,077 Units
CBA Equities Limited ACN 003 485 952	Friday, 13 February 2015	8,334.60		1,740 Units
CBA Equities Limited ACN 003 485 952	Friday, 13 February 2015	657.60		137 Units
CBA Equities Limited ACN 003 485 952	Friday, 13 February 2015	30,766.17		6,423 Units
CBA Equities Limited ACN 003 485 952	Friday, 13 February 2015	14,417.90		3,010 Units
CBA Equities Limited ACN 003 485 952	Friday, 13 February 2015	32,533.68		6,792 Units
CBA Equities Limited ACN 003 485 952	Friday, 13 February 2015	52,062.51		10,869 Units
CBA Equities Limited ACN 003 485 952	Friday, 13 February 2015	787.20		164 Units
CBA Equities Limited ACN 003 485 952	Friday, 13 February 2015	115.20		24 Units
CBA Equities Limited ACN 003 485 952	Friday, 13 February 2015	2,817.60		587 Units
CBA Equities Limited ACN 003 485 952	Friday, 13 February 2015	115.20		24 Units
CBA Equities Limited ACN 003 485 952	Friday, 13 February 2015	672.00		140 Units
CBA Equities Limited ACN 003 485 952	Friday, 13 February 2015	33.60		7 Units
CBA Equities Limited	Friday, 13 February	16,339.20		3,404 Units

ACN 003 485 952	2015			
CBA Equities Limited ACN 003 485 952	Friday, 13 February 2015	1,843.20		384 Units
CBA Equities Limited ACN 003 485 952	Friday, 13 February 2015	6,571.20		1,369 Units
CBA Equities Limited ACN 003 485 952	Friday, 13 February 2015	4,795.00		1,000 Units
CBA Equities Limited ACN 003 485 952	Friday, 13 February 2015	24,927.16		5,204 Units
CBA Equities Limited ACN 003 485 952	Friday, 13 February 2015	14,526.20		3,020 Units
CBA Equities Limited ACN 003 485 952	Friday, 13 February 2015	16,305.16		3,404 Units
CBA Equities Limited ACN 003 485 952	Friday, 13 February 2015	16,373.24		3,404 Units
CBA Equities Limited ACN 003 485 952	Friday, 13 February 2015	4,939.20		1,029 Units
CBA Equities Limited ACN 003 485 952	Friday, 13 February 2015	2,808.00		585 Units
CBA Equities Limited ACN 003 485 952	Friday, 13 February 2015	5,284.80		1,101 Units
CBA Equities Limited ACN 003 485 952	Friday, 13 February 2015	3,307.20		689 Units
CBA Equities Limited ACN 003 485 952	Friday, 13 February 2015	627.49		131 Units
CBA Equities Limited ACN 003 485 952	Friday, 13 February 2015	1,900.80		396 Units
CBA Equities Limited ACN 003 485 952	Friday, 13 February 2015	16,339.20		3,404 Units
CBA Equities Limited ACN 003 485 952	Friday, 13 February 2015	3,115.20		649 Units
CBA Equities Limited ACN 003 485 952	Friday, 13 February 2015	13,224.00		2,755 Units
CBA Equities Limited ACN 003 485 952	Friday, 13 February 2015	16,339.20		3,404 Units
CBA Equities Limited ACN 003 485 952	Friday, 13 February 2015	10,382.40		2,163 Units

CBA Equities Limited ACN 003 485 952	Friday, 13 February 2015	2,568.00		535 Units
CBA Equities Limited ACN 003 485 952	Friday, 13 February 2015	662.40		138 Units
CBA Equities Limited ACN 003 485 952	Friday, 13 February 2015	441.60		92 Units
CBA Equities Limited ACN 003 485 952	Friday, 13 February 2015	48.00		10 Units
CBA Equities Limited ACN 003 485 952	Friday, 13 February 2015	585.60		122 Units
CBA Equities Limited ACN 003 485 952	Friday, 13 February 2015	1,651.20		344 Units
CBA Equities Limited ACN 003 485 952	Friday, 13 February 2015	744.12		156 Units
CBA Equities Limited ACN 003 485 952	Friday, 13 February 2015	577.17		121 Units
CBA Equities Limited ACN 003 485 952	Friday, 13 February 2015	748.89		157 Units
CBA Equities Limited ACN 003 485 952	Friday, 13 February 2015	5,609.52		1,176 Units
CBA Equities Limited ACN 003 485 952	Friday, 13 February 2015	279,684.90		59,130 Units
CBA Equities Limited ACN 003 485 952	Friday, 13 February 2015	115.20		24 Units
CBA Equities Limited ACN 003 485 952	Friday, 13 February 2015	10,062.64		2,114 Units
CBA Equities Limited ACN 003 485 952	Friday, 13 February 2015	4,855.20		1,020 Units
CBA Equities Limited ACN 003 485 952	Friday, 13 February 2015	10,322.45		2,155 Units
CBA Equities Limited ACN 003 485 952	Friday, 13 February 2015	1,029.85		215 Units
CBA Equities Limited ACN 003 485 952	Friday, 13 February 2015	67.06		14 Units
CBA Equities Limited ACN 003 485 952	Friday, 13 February 2015	16,373.24		3,404 Units
CBA Equities Limited	Friday, 13 February	16,305.16		3,404 Units

ACN 003 485 952	2015			
CBA Equities Limited ACN 003 485 952	Friday, 13 February 2015	2,136.00		445 Units
CBA Equities Limited ACN 003 485 952	Friday, 13 February 2015	16,305.16		3,404 Units
CBA Equities Limited ACN 003 485 952	Friday, 13 February 2015	9,432.00		1,965 Units
CBA Equities Limited ACN 003 485 952	Friday, 13 February 2015	115.20		24 Units
CBA Equities Limited ACN 003 485 952	Monday, 16 February 2015	16,032.84		3,404 Units
CBA Equities Limited ACN 003 485 952	Monday, 16 February 2015	15,998.80		3,404 Units
CBA Equities Limited ACN 003 485 952	Monday, 16 February 2015	52,893.80		11,254 Units
CBA Equities Limited ACN 003 485 952	Monday, 16 February 2015	1,219.40		260 Units
CBA Equities Limited ACN 003 485 952	Monday, 16 February 2015	5,159.00		1,100 Units
CBA Equities Limited ACN 003 485 952	Monday, 16 February 2015	9,586.36		2,044 Units
CBA Equities Limited ACN 003 485 952	Monday, 16 February 2015	15,598.94		3,326 Units
CBA Equities Limited ACN 003 485 952	Monday, 16 February 2015	365.82		78 Units
CBA Equities Limited ACN 003 485 952	Monday, 16 February 2015	1,903.50		405 Units
CBA Equities Limited ACN 003 485 952	Monday, 16 February 2015	14,095.30		2,999 Units
CBA Equities Limited ACN 003 485 952	Tuesday, 17 February 2015	16,028.13		3,403 Units
CBA Equities Limited ACN 003 485 952	Tuesday, 17 February 2015	2,190.23		469 Units
CBA Equities Limited ACN 003 485 952	Tuesday, 17 February 2015	7,747.53		1,659 Units
CBA Equities Limited ACN 003 485 952	Tuesday, 17 February 2015	15,994.10		3,403 Units

CBA Equities Limited ACN 003 485 952	Tuesday, 17 February 2015	7,195.70		1,531 Units
CBA Equities Limited ACN 003 485 952	Tuesday, 17 February 2015	8,798.40		1,872 Units
CBA Equities Limited ACN 003 485 952	Tuesday, 17 February 2015	15,994.10		3,403 Units
CBA Equities Limited ACN 003 485 952	Tuesday, 17 February 2015	2,533.98		538 Units
CBA Equities Limited ACN 003 485 952	Tuesday, 17 February 2015	1,464.81		311 Units
CBA Equities Limited ACN 003 485 952	Tuesday, 17 February 2015	12,029.34		2,554 Units
CBA Equities Limited ACN 003 485 952	Tuesday, 17 February 2015	16,028.13		3,403 Units
CBA Equities Limited ACN 003 485 952	Tuesday, 17 February 2015	15,994.10		3,403 Units
CBA Equities Limited ACN 003 485 952	Tuesday, 17 February 2015	16,062.16		3,403 Units
CBA Equities Limited ACN 003 485 952	Tuesday, 17 February 2015	9,473.04		2,007 Units
CBA Equities Limited ACN 003 485 952	Tuesday, 17 February 2015	6,589.12		1,396 Units
CBA Equities Limited ACN 003 485 952	Tuesday, 17 February 2015	13,885.08		2,948 Units
CBA Equities Limited ACN 003 485 952	Tuesday, 17 February 2015	2,143.05		455 Units
CBA Equities Limited ACN 003 485 952	Tuesday, 17 February 2015	15,960.07		3,403 Units
CBA Equities Limited ACN 003 485 952	Tuesday, 17 February 2015	741.02		158 Units
CBA Equities Limited ACN 003 485 952	Tuesday, 17 February 2015	2,659.23		567 Units
CBA Equities Limited ACN 003 485 952	Tuesday, 17 February 2015	2,820.00		600 Units
CBA Equities Limited ACN 003 485 952	Tuesday, 17 February 2015	10,922.80		2,324 Units
CBA Equities Limited	Tuesday, 17 February	21,808.00		4,640 Units

ACN 003 485 952	2015			
CBA Equities Limited ACN 003 485 952	Tuesday, 17 February 2015	18,174.90		3,867 Units
CBA Equities Limited ACN 003 485 952	Tuesday, 17 February 2015	11,880.48		2,544 Units
CBA Equities Limited ACN 003 485 952	Tuesday, 17 February 2015	4,011.53		859 Units
CBA Equities Limited ACN 003 485 952	Tuesday, 17 February 2015	3,132.92		668 Units
CBA Equities Limited ACN 003 485 952	Tuesday, 17 February 2015	1,285.06		274 Units
CBA Equities Limited ACN 003 485 952	Tuesday, 17 February 2015	15,960.07		3,403 Units
CBA Equities Limited ACN 003 485 952	Tuesday, 17 February 2015	32.83		7 Units
CBA Equities Limited ACN 003 485 952	Tuesday, 17 February 2015	2,753.03		587 Units
CBA Equities Limited ACN 003 485 952	Tuesday, 17 February 2015	1,285.06		274 Units
CBA Equities Limited ACN 003 485 952	Tuesday, 17 February 2015	1,285.06		274 Units
CBA Equities Limited ACN 003 485 952	Tuesday, 17 February 2015	37.52		8 Units
CBA Equities Limited ACN 003 485 952	Tuesday, 17 February 2015	4.69		1 Units
CBA Equities Limited ACN 003 485 952	Tuesday, 17 February 2015	2,743.65		585 Units
CBA Equities Limited ACN 003 485 952	Wednesday, 18 February 2015	15,853.32		3,402 Units
CBA Equities Limited ACN 003 485 952	Wednesday, 18 February 2015	16,057.44		3,402 Units
CBA Equities Limited ACN 003 485 952	Wednesday, 18 February 2015	985.43		209 Units
CBA Equities Limited ACN 003 485 952	Wednesday, 18 February 2015	15,070.96		3,193 Units
CBA Equities Limited ACN 003 485 952	Wednesday, 18 February 2015	16,091.46		3,402 Units

CBA Equities Limited ACN 003 485 952	Wednesday, 18 February 2015	2,218.40		470 Units
CBA Equities Limited ACN 003 485 952	Wednesday, 18 February 2015	1,496.24		317 Units
CBA Equities Limited ACN 003 485 952	Wednesday, 18 February 2015	1,283.84		272 Units
CBA Equities Limited ACN 003 485 952	Wednesday, 18 February 2015	94.40		20 Units
CBA Equities Limited ACN 003 485 952	Wednesday, 18 February 2015	1,779.44		377 Units
CBA Equities Limited ACN 003 485 952	Wednesday, 18 February 2015	3,270.96		693 Units
CBA Equities Limited ACN 003 485 952	Wednesday, 18 February 2015	273.76		58 Units
CBA Equities Limited ACN 003 485 952	Wednesday, 18 February 2015	5,640.40		1,195 Units
CBA Equities Limited ACN 003 485 952	Wednesday, 18 February 2015	16,057.44		3,402 Units
CBA Equities Limited ACN 003 485 952	Wednesday, 18 February 2015	1,430.16		303 Units
CBA Equities Limited ACN 003 485 952	Wednesday, 18 February 2015	14,627.28		3,099 Units
CBA Equities Limited ACN 003 485 952	Wednesday, 18 February 2015	2,595.21		551 Units
CBA Equities Limited ACN 003 485 952	Wednesday, 18 February 2015	2,710.29		573 Units
CBA Equities Limited ACN 003 485 952	Wednesday, 18 February 2015	40,223.92		8,504 Units
CBA Equities Limited ACN 003 485 952	Wednesday, 18 February 2015	8,831.16		1,887 Units
CBA Equities Limited ACN 003 485 952	Wednesday, 18 February 2015	1,160.64		248 Units
CBA Equities Limited ACN 003 485 952	Wednesday, 18 February 2015	16,159.50		3,402 Units
CBA Equities Limited ACN 003 485 952	Wednesday, 18 February 2015	16,125.48		3,402 Units
CBA Equities Limited	Wednesday, 18	390.93		83 Units

ACN 003 485 952	February 2015			
CBA Equities Limited ACN 003 485 952	Wednesday, 18 February 2015	1,808.64		384 Units
CBA Equities Limited ACN 003 485 952	Wednesday, 18 February 2015	7,225.14		1,534 Units
CBA Equities Limited ACN 003 485 952	Wednesday, 18 February 2015	13,487.76		2,882 Units
CBA Equities Limited ACN 003 485 952	Wednesday, 18 February 2015	4.68		1 Units
CBA Equities Limited ACN 003 485 952	Wednesday, 18 February 2015	2,428.92		519 Units
CBA Equities Limited ACN 003 485 952	Wednesday, 18 February 2015	9,959.04		2,128 Units
CBA Equities Limited ACN 003 485 952	Wednesday, 18 February 2015	5,916.89		1,267 Units
CBA Equities Limited ACN 003 485 952	Wednesday, 18 February 2015	6,598.71		1,401 Units
CBA Equities Limited ACN 003 485 952	Wednesday, 18 February 2015	13,428.21		2,851 Units
CBA Equities Limited ACN 003 485 952	Thursday, 19 February 2015	8,529.81		1,811 Units
CBA Equities Limited ACN 003 485 952	Thursday, 19 February 2015	1,427.13		303 Units
CBA Equities Limited ACN 003 485 952	Thursday, 19 February 2015	16,018.71		3,401 Units
CBA Equities Limited ACN 003 485 952	Thursday, 19 February 2015	15,950.69		3,401 Units
CBA Equities Limited ACN 003 485 952	Thursday, 19 February 2015	15,848.66		3,401 Units
CBA Equities Limited ACN 003 485 952	Thursday, 19 February 2015	3,299.28		708 Units
CBA Equities Limited ACN 003 485 952	Thursday, 19 February 2015	3,765.28		808 Units
CBA Equities Limited ACN 003 485 952	Thursday, 19 February 2015	913.36		196 Units
CBA Equities Limited ACN 003 485 952	Thursday, 19 February 2015	15,814.65		3,401 Units

CBA Equities Limited ACN 003 485 952	Thursday, 19 February 2015	15,814.65		3,401 Units
CBA Equities Limited ACN 003 485 952	Thursday, 19 February 2015	15,780.64		3,401 Units
CBA Equities Limited ACN 003 485 952	Thursday, 19 February 2015	15,712.62		3,401 Units
CBA Equities Limited ACN 003 485 952	Thursday, 19 February 2015	7,558.52		1,622 Units
CBA Equities Limited ACN 003 485 952	Thursday, 19 February 2015	15,780.64		3,401 Units
CBA Equities Limited ACN 003 485 952	Thursday, 19 February 2015	12,936.22		2,794 Units
CBA Equities Limited ACN 003 485 952	Thursday, 19 February 2015	583.38		126 Units
CBA Equities Limited ACN 003 485 952	Thursday, 19 February 2015	2,227.03		481 Units
CBA Equities Limited ACN 003 485 952	Thursday, 19 February 2015	312.22		67 Units
CBA Equities Limited ACN 003 485 952	Thursday, 19 February 2015	15,814.65		3,401 Units
CBA Equities Limited ACN 003 485 952	Thursday, 19 February 2015	15,744.90		3,386 Units
CBA Equities Limited ACN 003 485 952	Thursday, 19 February 2015	69.75		15 Units
CBA Equities Limited ACN 003 485 952	Friday, 20 February 2015	7,428.04		1,594 Units
CBA Equities Limited ACN 003 485 952	Friday, 20 February 2015	3,052.30		655 Units
CBA Equities Limited ACN 003 485 952	Friday, 20 February 2015	5,368.32		1,152 Units
CBA Equities Limited ACN 003 485 952	Friday, 20 February 2015	15,882.67		3,401 Units
CBA Equities Limited ACN 003 485 952	Friday, 20 February 2015	15,848.66		3,401 Units
CBA Equities Limited ACN 003 485 952	Friday, 20 February 2015	2,884.54		619 Units
CBA Equities Limited	Friday, 20 February	15,814.65		3,401 Units

ACN 003 485 952	2015			
CBA Equities Limited ACN 003 485 952	Friday, 20 February 2015	5,308.16		1,144 Units
CBA Equities Limited ACN 003 485 952	Friday, 20 February 2015	9,122.24		1,966 Units
CBA Equities Limited ACN 003 485 952	Friday, 20 February 2015	1,350.24		291 Units
CBA Equities Limited ACN 003 485 952	Friday, 20 February 2015	15,746.63		3,401 Units
CBA Equities Limited ACN 003 485 952	Friday, 20 February 2015	12,964.12		2,782 Units
CBA Equities Limited ACN 003 485 952	Friday, 20 February 2015	15,848.66		3,401 Units
CBA Equities Limited ACN 003 485 952	Friday, 20 February 2015	15,848.66		3,401 Units
CBA Equities Limited ACN 003 485 952	Friday, 20 February 2015	22,638.28		4,858 Units
CBA Equities Limited ACN 003 485 952	Monday, 23 February 2015	9,786.00		2,100 Units
CBA Equities Limited ACN 003 485 952	Monday, 23 February 2015	10,214.72		2,192 Units
CBA Equities Limited ACN 003 485 952	Monday, 23 February 2015	6,299.83		1,349 Units
CBA Equities Limited ACN 003 485 952	Monday, 23 February 2015	5,137.00		1,100 Units
CBA Equities Limited ACN 003 485 952	Monday, 23 February 2015	121.42		26 Units
CBA Equities Limited ACN 003 485 952	Monday, 23 February 2015	705.17		151 Units
CBA Equities Limited ACN 003 485 952	Monday, 23 February 2015	121.42		26 Units
CBA Equities Limited ACN 003 485 952	Monday, 23 February 2015	3,194.28		684 Units
CBA Equities Limited ACN 003 485 952	Monday, 23 February 2015	1,144.15		245 Units
CBA Equities Limited ACN 003 485 952	Monday, 23 February 2015	8,532.09		1,827 Units

CBA Equities Limited ACN 003 485 952	Monday, 23 February 2015	15,916.68		3,401 Units
CBA Equities Limited ACN 003 485 952	Monday, 23 February 2015	14,934.66		3,198 Units
CBA Equities Limited ACN 003 485 952	Monday, 23 February 2015	3,012.15		645 Units
CBA Equities Limited ACN 003 485 952	Monday, 23 February 2015	39,699.67		8,501 Units
CBA Equities Limited ACN 003 485 952	Monday, 23 February 2015	15,678.61		3,401 Units
CBA Equities Limited ACN 003 485 952	Monday, 23 February 2015	15,644.60		3,401 Units
CBA Equities Limited ACN 003 485 952	Monday, 23 February 2015	8,160.40		1,774 Units
CBA Equities Limited ACN 003 485 952	Monday, 23 February 2015	15,848.66		3,401 Units
CBA Equities Limited ACN 003 485 952	Monday, 23 February 2015	15,950.69		3,401 Units
CBA Equities Limited ACN 003 485 952	Monday, 23 February 2015	7,484.20		1,627 Units
CBA Equities Limited ACN 003 485 952	Monday, 23 February 2015	4,445.84		952 Units
CBA Equities Limited ACN 003 485 952	Monday, 23 February 2015	1,433.69		307 Units
CBA Equities Limited ACN 003 485 952	Monday, 23 February 2015	14,448.98		3,094 Units
CBA Equities Limited ACN 003 485 952	Tuesday, 24 February 2015	16,048.00		3,400 Units
CBA Equities Limited ACN 003 485 952	Tuesday, 24 February 2015	7,306.14		1,578 Units
CBA Equities Limited ACN 003 485 952	Tuesday, 24 February 2015	15,844.00		3,400 Units
CBA Equities Limited ACN 003 485 952	Tuesday, 24 February 2015	15,844.00		3,400 Units
CBA Equities Limited ACN 003 485 952	Tuesday, 24 February 2015	8,690.87		1,861 Units
CBA Equities Limited	Tuesday, 24 February	15,810.00		3,400 Units

ACN 003 485 952	2015			
CBA Equities Limited ACN 003 485 952	Tuesday, 24 February 2015	15,742.00		3,400 Units
CBA Equities Limited ACN 003 485 952	Tuesday, 24 February 2015	2,817.84		597 Units
CBA Equities Limited ACN 003 485 952	Tuesday, 24 February 2015	13,230.16		2,803 Units
CBA Equities Limited ACN 003 485 952	Tuesday, 24 February 2015	15,810.00		3,400 Units
CBA Equities Limited ACN 003 485 952	Tuesday, 24 February 2015	15,708.00		3,400 Units
CBA Equities Limited ACN 003 485 952	Tuesday, 24 February 2015	7,125.57		1,539 Units
CBA Equities Limited ACN 003 485 952	Tuesday, 24 February 2015	9,120.51		1,953 Units
CBA Equities Limited ACN 003 485 952	Tuesday, 24 February 2015	6,757.49		1,447 Units
CBA Equities Limited ACN 003 485 952	Tuesday, 24 February 2015	5,540.74		1,189 Units
CBA Equities Limited ACN 003 485 952	Tuesday, 24 February 2015	5,126.00		1,100 Units
CBA Equities Limited ACN 003 485 952	Tuesday, 24 February 2015	1,794.10		385 Units
CBA Equities Limited ACN 003 485 952	Tuesday, 24 February 2015	13,989.32		3,002 Units
CBA Equities Limited ACN 003 485 952	Tuesday, 24 February 2015	629.10		135 Units
CBA Equities Limited ACN 003 485 952	Tuesday, 24 February 2015	1,225.58		263 Units
CBA Equities Limited ACN 003 485 952	Tuesday, 24 February 2015	10,564.22		2,267 Units
CBA Equities Limited ACN 003 485 952	Tuesday, 24 February 2015	4,431.66		951 Units
CBA Equities Limited ACN 003 485 952	Tuesday, 24 February 2015	848.12		182 Units
CBA Equities Limited ACN 003 485 952	Tuesday, 24 February 2015	15,844.00		3,400 Units

CBA Equities Limited ACN 003 485 952	Tuesday, 24 February 2015	11,332.05		2,437 Units
CBA Equities Limited ACN 003 485 952	Tuesday, 24 February 2015	1,643.65		355 Units
CBA Equities Limited ACN 003 485 952	Tuesday, 24 February 2015	5,694.90		1,230 Units
CBA Equities Limited ACN 003 485 952	Tuesday, 24 February 2015	3,368.64		726 Units
CBA Equities Limited ACN 003 485 952	Tuesday, 24 February 2015	1,030.08		222 Units
CBA Equities Limited ACN 003 485 952	Tuesday, 24 February 2015	3,438.24		741 Units
CBA Equities Limited ACN 003 485 952	Tuesday, 24 February 2015	8,454.08		1,822 Units
CBA Equities Limited ACN 003 485 952	Tuesday, 24 February 2015	8,403.45		1,815 Units
CBA Equities Limited ACN 003 485 952	Wednesday, 25 February 2015	15,742.00		3,400 Units
CBA Equities Limited ACN 003 485 952	Wednesday, 25 February 2015	15,912.00		3,400 Units
CBA Equities Limited ACN 003 485 952	Wednesday, 25 February 2015	817.25		175 Units
CBA Equities Limited ACN 003 485 952	Wednesday, 25 February 2015	826.59		177 Units
CBA Equities Limited ACN 003 485 952	Wednesday, 25 February 2015	126.09		27 Units
CBA Equities Limited ACN 003 485 952	Wednesday, 25 February 2015	126.09		27 Units
CBA Equities Limited ACN 003 485 952	Wednesday, 25 February 2015	481.01		103 Units
CBA Equities Limited ACN 003 485 952	Wednesday, 25 February 2015	485.68		104 Units
CBA Equities Limited ACN 003 485 952	Wednesday, 25 February 2015	368.93		79 Units
CBA Equities Limited ACN 003 485 952	Wednesday, 25 February 2015	401.62		86 Units
CBA Equities Limited	Wednesday, 25	700.50		150 Units

ACN 003 485 952	February 2015			
CBA Equities Limited ACN 003 485 952	Wednesday, 25 February 2015	644.46		138 Units
CBA Equities Limited ACN 003 485 952	Wednesday, 25 February 2015	79.39		17 Units
CBA Equities Limited ACN 003 485 952	Wednesday, 25 February 2015	5,519.94		1,182 Units
CBA Equities Limited ACN 003 485 952	Wednesday, 25 February 2015	39,865.00		8,500 Units
CBA Equities Limited ACN 003 485 952	Wednesday, 25 February 2015	139,616.61		29,769 Units
CBA Equities Limited ACN 003 485 952	Wednesday, 25 February 2015	3,049.51		653 Units
CBA Equities Limited ACN 003 485 952	Wednesday, 25 February 2015	849.94		182 Units
CBA Equities Limited ACN 003 485 952	Wednesday, 25 February 2015	807.91		173 Units
CBA Equities Limited ACN 003 485 952	Wednesday, 25 February 2015	93.40		20 Units
CBA Equities Limited ACN 003 485 952	Wednesday, 25 February 2015	102.74		22 Units
CBA Equities Limited ACN 003 485 952	Wednesday, 25 February 2015	396.95		85 Units
CBA Equities Limited ACN 003 485 952	Thursday, 26 February 2015	12,003.68		2,587 Units
CBA Equities Limited ACN 003 485 952	Thursday, 26 February 2015	149.76		32 Units
CBA Equities Limited ACN 003 485 952	Thursday, 26 February 2015	280.80		60 Units
CBA Equities Limited ACN 003 485 952	Thursday, 26 February 2015	3,788.58		813 Units
CBA Equities Limited ACN 003 485 952	Thursday, 26 February 2015	2,227.68		476 Units
CBA Equities Limited ACN 003 485 952	Thursday, 26 February 2015	107.64		23 Units
CBA Equities Limited ACN 003 485 952	Thursday, 26 February 2015	9,057.28		1,952 Units

CBA Equities Limited ACN 003 485 952	Friday, 27 February 2015	15,839.34		3,399 Units
CBA Equities Limited ACN 003 485 952	Friday, 27 February 2015	8,388.00		1,800 Units
CBA Equities Limited ACN 003 485 952	Friday, 27 February 2015	1,994.48		428 Units
CBA Equities Limited ACN 003 485 952	Friday, 27 February 2015	796.86		171 Units
CBA Equities Limited ACN 003 485 952	Friday, 27 February 2015	15,805.35		3,399 Units
CBA Equities Limited ACN 003 485 952	Friday, 27 February 2015	4,660.00		1,000 Units
CBA Equities Limited ACN 003 485 952	Friday, 27 February 2015	13,601.00		2,900 Units
CBA Equities Limited ACN 003 485 952	Friday, 27 February 2015	2,340.31		499 Units
CBA Equities Limited ACN 003 485 952	Friday, 27 February 2015	15,975.30		3,399 Units
CBA Equities Limited ACN 003 485 952	Friday, 27 February 2015	7,689.20		1,636 Units
CBA Equities Limited ACN 003 485 952	Friday, 27 February 2015	676.80		144 Units
CBA Equities Limited ACN 003 485 952	Friday, 27 February 2015	39,940.60		8,498 Units
CBA Equities Limited ACN 003 485 952	Friday, 27 February 2015	11,255.40		2,405 Units
CBA Equities Limited ACN 003 485 952	Friday, 27 February 2015	15,907.32		3,399 Units
CBA Equities Limited ACN 003 485 952	Friday, 27 February 2015	15,890.32		3,399 Units
CBA Equities Limited ACN 003 485 952	Friday, 27 February 2015	4,641.98		994 Units
CBA Equities Limited ACN 003 485 952	Friday, 27 February 2015	5,137.00		1,100 Units
CBA Equities Limited ACN 003 485 952	Friday, 27 February 2015	10,736.33		2,299 Units
CBA Equities Limited	Friday, 27 February	14,063.40		3,005 Units

ACN 003 485 952	2015			
CBA Equities Limited ACN 003 485 952	Friday, 27 February 2015	1,843.92		394 Units
CBA Equities Limited ACN 003 485 952	Friday, 27 February 2015	1,810.34		386 Units
CBA Equities Limited ACN 003 485 952	Friday, 27 February 2015	9,703.61		2,069 Units
CBA Equities Limited ACN 003 485 952	Friday, 27 February 2015	4,427.36		944 Units
CBA Equities Limited ACN 003 485 952	Friday, 27 February 2015	15,907.32		3,399 Units
CBA Equities Limited ACN 003 485 952	Monday, 2 March 2015	9,353.00		1,990 Units
CBA Equities Limited ACN 003 485 952	Monday, 2 March 2015	347.80		74 Units
CBA Equities Limited ACN 003 485 952	Monday, 2 March 2015	1,076.30		229 Units
CBA Equities Limited ACN 003 485 952	Monday, 2 March 2015	16,077.27		3,399 Units
CBA Equities Limited ACN 003 485 952	Monday, 2 March 2015	1,518.43		317 Units
CBA Equities Limited ACN 003 485 952	Monday, 2 March 2015	14,762.78		3,082 Units
CBA Equities Limited ACN 003 485 952	Monday, 2 March 2015	16,281.21		3,399 Units
CBA Equities Limited ACN 003 485 952	Monday, 2 March 2015	16,281.21		3,399 Units
CBA Equities Limited ACN 003 485 952	Monday, 2 March 2015	4,215.20		880 Units
CBA Equities Limited ACN 003 485 952	Monday, 2 March 2015	55,641.60		11,592 Units
CBA Equities Limited ACN 003 485 952	Monday, 2 March 2015	4.70		1 Units
CBA Equities Limited ACN 003 485 952	Monday, 2 March 2015	6,265.32		1,308 Units
CBA Equities Limited ACN 003 485 952	Monday, 2 March 2015	1,710.03		357 Units

CBA Equities Limited ACN 003 485 952	Monday, 2 March 2015	2,289.62		478 Units
CBA Equities Limited ACN 003 485 952	Monday, 2 March 2015	1,125.65		235 Units
CBA Equities Limited ACN 003 485 952	Monday, 2 March 2015	158.07		33 Units
CBA Equities Limited ACN 003 485 952	Monday, 2 March 2015	517.32		108 Units
CBA Equities Limited ACN 003 485 952	Monday, 2 March 2015	4,601.30		979 Units
CBA Equities Limited ACN 003 485 952	Monday, 2 March 2015	4.70		1 Units
CBA Equities Limited ACN 003 485 952	Monday, 2 March 2015	89.30		19 Units
CBA Equities Limited ACN 003 485 952	Monday, 2 March 2015	16,247.22		3,399 Units
CBA Equities Limited ACN 003 485 952	Tuesday, 3 March 2015	16,417.17		3,399 Units
CBA Equities Limited ACN 003 485 952	Tuesday, 3 March 2015	10,626.00		2,200 Units
CBA Equities Limited ACN 003 485 952	Tuesday, 3 March 2015	5,791.17		1,199 Units
CBA Equities Limited ACN 003 485 952	Tuesday, 3 March 2015	16,417.17		3,399 Units
CBA Equities Limited ACN 003 485 952	Tuesday, 3 March 2015	16,417.17		3,399 Units
CBA Equities Limited ACN 003 485 952	Tuesday, 3 March 2015	10,626.00		2,200 Units
CBA Equities Limited ACN 003 485 952	Tuesday, 3 March 2015	3,574.20		740 Units
CBA Equities Limited ACN 003 485 952	Tuesday, 3 March 2015	2,216.97		459 Units
CBA Equities Limited ACN 003 485 952	Tuesday, 3 March 2015	57,330.39		11,919 Units
CBA Equities Limited ACN 003 485 952	Wednesday, 4 March 2015	19,380.34		4,046 Units
CBA Equities Limited	Wednesday, 4 March	536.48		112 Units

ACN 003 485 952	2015			
CBA Equities Limited ACN 003 485 952	Wednesday, 4 March 2015	16,146.45		3,385 Units
CBA Equities Limited ACN 003 485 952	Wednesday, 4 March 2015	5,285.16		1,108 Units
CBA Equities Limited ACN 003 485 952	Wednesday, 4 March 2015	16,180.30		3,385 Units
CBA Equities Limited ACN 003 485 952	Wednesday, 4 March 2015	16,146.45		3,385 Units
CBA Equities Limited ACN 003 485 952	Wednesday, 4 March 2015	10,861.29		2,277 Units
CBA Equities Limited ACN 003 485 952	Wednesday, 4 March 2015	27,109.16		5,636 Units
CBA Equities Limited ACN 003 485 952	Wednesday, 4 March 2015	13,593.06		2,826 Units
CBA Equities Limited ACN 003 485 952	Thursday, 5 March 2015	16,141.68		3,384 Units
CBA Equities Limited ACN 003 485 952	Thursday, 5 March 2015	16,074.00		3,384 Units
CBA Equities Limited ACN 003 485 952	Thursday, 5 March 2015	16,141.68		3,384 Units
CBA Equities Limited ACN 003 485 952	Thursday, 5 March 2015	16,277.04		3,384 Units
CBA Equities Limited ACN 003 485 952	Thursday, 5 March 2015	16,243.20		3,384 Units
CBA Equities Limited ACN 003 485 952	Thursday, 5 March 2015	10,494.89		2,191 Units
CBA Equities Limited ACN 003 485 952	Thursday, 5 March 2015	5,714.47		1,193 Units
CBA Equities Limited ACN 003 485 952	Thursday, 5 March 2015	16,209.36		3,384 Units
CBA Equities Limited ACN 003 485 952	Thursday, 5 March 2015	16,175.52		3,384 Units
CBA Equities Limited ACN 003 485 952	Thursday, 5 March 2015	5,253.22		1,099 Units
CBA Equities Limited ACN 003 485 952	Thursday, 5 March 2015	52.58		11 Units

CBA Equities Limited ACN 003 485 952	Thursday, 5 March 2015	4.78		1 Units
CBA Equities Limited ACN 003 485 952	Thursday, 5 March 2015	3,322.10		695 Units
CBA Equities Limited ACN 003 485 952	Thursday, 5 March 2015	2,652.90		555 Units
CBA Equities Limited ACN 003 485 952	Thursday, 5 March 2015	4,889.94		1,023 Units
CBA Equities Limited ACN 003 485 952	Thursday, 5 March 2015	23,830.92		4,996 Units
CBA Equities Limited ACN 003 485 952	Thursday, 5 March 2015	6,740.01		1,413 Units
CBA Equities Limited ACN 003 485 952	Thursday, 5 March 2015	763.20		160 Units
CBA Equities Limited ACN 003 485 952	Thursday, 5 March 2015	6,420.42		1,346 Units
CBA Equities Limited ACN 003 485 952	Thursday, 5 March 2015	23,926.32		5,016 Units
CBA Equities Limited ACN 003 485 952	Thursday, 5 March 2015	49,894.20		10,460 Units
CBA Equities Limited ACN 003 485 952	Thursday, 5 March 2015	16,175.52		3,384 Units
CBA Equities Limited ACN 003 485 952	Friday, 6 March 2015	16,349.55		3,385 Units
CBA Equities Limited ACN 003 485 952	Friday, 6 March 2015	16,349.55		3,385 Units
CBA Equities Limited ACN 003 485 952	Friday, 6 March 2015	32,150.40		6,698 Units
CBA Equities Limited ACN 003 485 952	Friday, 6 March 2015	16,315.70		3,385 Units
CBA Equities Limited ACN 003 485 952	Friday, 6 March 2015	15,771.04		3,272 Units
CBA Equities Limited ACN 003 485 952	Friday, 6 March 2015	544.66		113 Units
CBA Equities Limited ACN 003 485 952	Friday, 6 March 2015	16,146.45		3,385 Units
CBA Equities Limited	Monday, 9 March 2015	18,870.12		3,956 Units

ACN 003 485 952				
CBA Equities Limited ACN 003 485 952	Monday, 9 March 2015	1,006.47		211 Units
CBA Equities Limited ACN 003 485 952	Monday, 9 March 2015	14,999.58		3,546 Units
CBA Equities Limited ACN 003 485 952	Monday, 9 March 2015	15,735.60		3,384 Units
CBA Equities Limited ACN 003 485 952	Monday, 9 March 2015	16,040.16		3,384 Units
CBA Equities Limited ACN 003 485 952	Tuesday, 10 March 2015	14,650.02		3,171 Units
CBA Equities Limited ACN 003 485 952	Tuesday, 10 March 2015	16,793.70		3,635 Units
CBA Equities Limited ACN 003 485 952	Tuesday, 10 March 2015	15,870.96		3,384 Units
CBA Equities Limited ACN 003 485 952	Tuesday, 10 March 2015	15,735.60		3,384 Units
CBA Equities Limited ACN 003 485 952	Wednesday, 11 March 2015	1,660.60		361 Units
CBA Equities Limited ACN 003 485 952	Wednesday, 11 March 2015	2,663.40		579 Units
CBA Equities Limited ACN 003 485 952	Wednesday, 11 March 2015	82.80		18 Units
CBA Equities Limited ACN 003 485 952	Wednesday, 11 March 2015	11,155.00		2,425 Units
CBA Equities Limited ACN 003 485 952	Wednesday, 11 March 2015	4,673.60		1,016 Units
CBA Equities Limited ACN 003 485 952	Wednesday, 11 March 2015	15,239.80		3,313 Units
CBA Equities Limited ACN 003 485 952	Wednesday, 11 March 2015	7,788.75		1,675 Units
CBA Equities Limited ACN 003 485 952	Wednesday, 11 March 2015	20,743.65		4,461 Units
CBA Equities Limited ACN 003 485 952	Friday, 13 March 2015	13,549.41		2,889 Units
CBA Equities Limited ACN 003 485 952	Friday, 13 March 2015	14.07		3 Units

CBA Equities Limited ACN 003 485 952	Friday, 13 March 2015	3,100.09		661 Units
CBA Equities Limited ACN 003 485 952	Friday, 13 March 2015	3,292.38		702 Units
CBA Equities Limited ACN 003 485 952	Monday, 16 March 2015	37,674.77		8,033 Units
CBA Equities Limited ACN 003 485 952	Monday, 16 March 2015	4,296.04		916 Units
CBA Equities Limited ACN 003 485 952	Monday, 16 March 2015	5,223.86		1,121 Units
CBA Equities Limited ACN 003 485 952	Monday, 16 March 2015	5,550.06		1,191 Units
CBA Equities Limited ACN 003 485 952	Monday, 16 March 2015	9,054.38		1,943 Units
CBA Equities Limited ACN 003 485 952	Tuesday, 17 March 2015	31,349.70		6,830 Units
CBA Equities Limited ACN 003 485 952	Wednesday, 18 March 2015	3,710.84		812 Units
CBA Equities Limited ACN 003 485 952	Wednesday, 18 March 2015	7,727.87		1,691 Units
CBA Equities Limited ACN 003 485 952	Wednesday, 18 March 2015	7,727.87		1,691 Units
CBA Equities Limited ACN 003 485 952	Wednesday, 18 March 2015	744.91		163 Units
CBA Equities Limited ACN 003 485 952	Wednesday, 18 March 2015	14,664.65		3,223 Units
CBA Equities Limited ACN 003 485 952	Wednesday, 18 March 2015	714.35		157 Units
CBA Equities Limited ACN 003 485 952	Thursday, 19 March 2015	351,466.50		76,075 Units
CBA Equities Limited ACN 003 485 952	Thursday, 19 March 2015	16,082.00		3,400 Units
CBA Equities Limited ACN 003 485 952	Thursday, 19 March 2015	16,082.00		3,400 Units
CBA Equities Limited ACN 003 485 952	Thursday, 19 March 2015	51,873.91		10,967 Units
CBA Equities Limited	Thursday, 19 March	459,251.10		99,405 Units

ACN 003 485 952	2015			
CBA Equities Limited ACN 003 485 952	Friday, 20 March 2015	6,420.61		1,369 Units
CBA Equities Limited ACN 003 485 952	Friday, 20 March 2015	13,408.71		2,859 Units
CBA Equities Limited ACN 003 485 952	Friday, 20 March 2015	30,817.90		6,557 Units
CBA Equities Limited ACN 003 485 952	Friday, 20 March 2015	81,197.20		17,276 Units
CBA Equities Limited ACN 003 485 952	Friday, 20 March 2015	9,808.90		2,087 Units
CBA Equities Limited ACN 003 485 952	Friday, 20 March 2015	27,264.70		5,801 Units
CBA Equities Limited ACN 003 485 952	Friday, 20 March 2015	16,473.50		3,505 Units
CBA Equities Limited ACN 003 485 952	Friday, 20 March 2015	70,034.70		14,901 Units
CBA Equities Limited ACN 003 485 952	Monday, 30 March 2015	1,089.60		240 Units
CBA Equities Limited ACN 003 485 952	Monday, 30 March 2015	59.02		13 Units
CBA Equities Limited ACN 003 485 952	Wednesday, 1 April 2015	12,736.08		2,793 Units
CBA Equities Limited ACN 003 485 952	Wednesday, 1 April 2015	3,315.12		727 Units
CBA Equities Limited ACN 003 485 952	Wednesday, 1 April 2015	27,884.40		6,115 Units
CBA Equities Limited ACN 003 485 952	Thursday, 2 April 2015	5,310.72		1,152 Units
CBA Equities Limited ACN 003 485 952	Thursday, 2 April 2015	7,906.15		1,715 Units
CBA Equities Limited ACN 003 485 952	Thursday, 2 April 2015	3,010.33		653 Units
CBA Equities Limited ACN 003 485 952	Thursday, 2 April 2015	14,240.29		3,089 Units
CBA Equities Limited ACN 003 485 952	Thursday, 2 April 2015	11,497.34		2,494 Units

CBA Equities Limited ACN 003 485 952	Thursday, 2 April 2015	1,410.66		306 Units
CBA Equities Limited ACN 003 485 952	Thursday, 2 April 2015	73,328.60		15,941 Units
CBA Equities Limited ACN 003 485 952	Tuesday, 7 April 2015	16,193.60		3,490 Units
CBA Equities Limited ACN 003 485 952	Wednesday, 8 April 2015	5,742.66		1,243 Units
CBA Equities Limited ACN 003 485 952	Wednesday, 8 April 2015	175.56		38 Units
CBA Equities Limited ACN 003 485 952	Wednesday, 8 April 2015	448.14		97 Units
CBA Equities Limited ACN 003 485 952	Wednesday, 8 April 2015	16,368.35		3,505 Units
CBA Equities Limited ACN 003 485 952	Wednesday, 8 April 2015	27,576.35		5,905 Units
CBA Equities Limited ACN 003 485 952	Thursday, 9 April 2015	16,263.20		3,505 Units
CBA Equities Limited ACN 003 485 952	Thursday, 9 April 2015	1,018.60		220 Units
CBA Equities Limited ACN 003 485 952	Thursday, 9 April 2015	4.63		1 Units
CBA Equities Limited ACN 003 485 952	Thursday, 9 April 2015	282.43		61 Units
CBA Equities Limited ACN 003 485 952	Thursday, 9 April 2015	16,228.15		3,505 Units
CBA Equities Limited ACN 003 485 952	Thursday, 9 April 2015	59,503.36		12,824 Units
CBA Equities Limited ACN 003 485 952	Friday, 10 April 2015	19,998.40		4,310 Units
CBA Equities Limited ACN 003 485 952	Friday, 10 April 2015	16,228.15		3,505 Units
CBA Equities Limited ACN 003 485 952	Friday, 10 April 2015	18,720.90		4,026 Units
CBA Equities Limited ACN 003 485 952	Friday, 10 April 2015	2,357.55		507 Units
CBA Equities Limited	Friday, 10 April 2015	32,619.75		7,015 Units

ACN 003 485 952				
CBA Equities Limited ACN 003 485 952	Friday, 10 April 2015	395.25		85 Units
CBA Equities Limited ACN 003 485 952	Friday, 10 April 2015	223.20		48 Units
CBA Equities Limited ACN 003 485 952	Friday, 10 April 2015	16,228.15		3,505 Units
CBA Equities Limited ACN 003 485 952	Friday, 10 April 2015	3,729.30		802 Units
CBA Equities Limited ACN 003 485 952	Friday, 10 April 2015	1,715.85		369 Units
CBA Equities Limited ACN 003 485 952	Friday, 10 April 2015	79.05		17 Units
CBA Equities Limited ACN 003 485 952	Friday, 10 April 2015	1,460.10		314 Units
CBA Equities Limited ACN 003 485 952	Friday, 10 April 2015	93.00		20 Units
CBA Equities Limited ACN 003 485 952	Friday, 10 April 2015	88.35		19 Units
CBA Equities Limited ACN 003 485 952	Friday, 10 April 2015	4,375.65		941 Units
CBA Equities Limited ACN 003 485 952	Friday, 10 April 2015	16,298.25		3,505 Units
CBA Equities Limited ACN 003 485 952	Friday, 10 April 2015	423.15		91 Units
CBA Equities Limited ACN 003 485 952	Friday, 10 April 2015	17,930.40		3,856 Units
CBA Equities Limited ACN 003 485 952	Friday, 10 April 2015	2,292.45		493 Units
CBA Equities Limited ACN 003 485 952	Friday, 10 April 2015	651.00		140 Units
CBA Equities Limited ACN 003 485 952	Friday, 10 April 2015	2,087.85		449 Units
CBA Equities Limited ACN 003 485 952	Friday, 10 April 2015	874.20		188 Units
CBA Equities Limited ACN 003 485 952	Monday, 13 April 2015	16,403.40		3,505 Units

CBA Equities Limited ACN 003 485 952	Monday, 13 April 2015	9,234.61		1,969 Units
CBA Equities Limited ACN 003 485 952	Monday, 13 April 2015	7,203.84		1,536 Units
CBA Equities Limited ACN 003 485 952	Monday, 13 April 2015	16,438.45		3,505 Units
CBA Equities Limited ACN 003 485 952	Monday, 13 April 2015	16,473.50		3,505 Units
CBA Equities Limited ACN 003 485 952	Monday, 13 April 2015	68,328.64		14,726 Units
CBA Equities Limited ACN 003 485 952	Monday, 13 April 2015	49,680.48		10,707 Units
CBA Equities Limited ACN 003 485 952	Tuesday, 14 April 2015	19,869.10		4,310 Units
CBA Equities Limited ACN 003 485 952	Thursday, 16 April 2015	32,947.00		7,010 Units
CBA Equities Limited ACN 003 485 952	Thursday, 16 April 2015	16,473.50		3,505 Units
CBA Equities Limited ACN 003 485 952	Thursday, 16 April 2015	16,578.65		3,505 Units
CBA Equities Limited ACN 003 485 952	Thursday, 16 April 2015	2,907.52		616 Units
CBA Equities Limited ACN 003 485 952	Thursday, 16 April 2015	1,331.04		282 Units
CBA Equities Limited ACN 003 485 952	Thursday, 16 April 2015	75,114.08		15,914 Units
CBA Equities Limited ACN 003 485 952	Thursday, 16 April 2015	3,661.28		784 Units
CBA Equities Limited ACN 003 485 952	Thursday, 16 April 2015	12,788.70		2,721 Units
CBA Equities Limited ACN 003 485 952	Friday, 17 April 2015	949.40		202 Units
CBA Equities Limited ACN 003 485 952	Friday, 17 April 2015	8,098.10		1,723 Units
CBA Equities Limited ACN 003 485 952	Friday, 17 April 2015	2,256.00		480 Units
CBA Equities Limited	Friday, 17 April 2015	968.20		206 Units

ACN 003 485 952				
CBA Equities Limited ACN 003 485 952	Friday, 17 April 2015	512.30		109 Units
CBA Equities Limited ACN 003 485 952	Friday, 17 April 2015	258.50		55 Units
CBA Equities Limited ACN 003 485 952	Friday, 17 April 2015	643.90		137 Units
CBA Equities Limited ACN 003 485 952	Friday, 17 April 2015	4,079.60		868 Units
CBA Equities Limited ACN 003 485 952	Friday, 17 April 2015	2,147.90		457 Units
CBA Equities Limited ACN 003 485 952	Friday, 17 April 2015	16,298.25		3,505 Units
CBA Equities Limited ACN 003 485 952	Friday, 17 April 2015	16,298.25		3,505 Units
CBA Equities Limited ACN 003 485 952	Monday, 20 April 2015	7,491.25		1,625 Units
CBA Equities Limited ACN 003 485 952	Tuesday, 21 April 2015	4,628.44		1,004 Units
CBA Equities Limited ACN 003 485 952	Tuesday, 21 April 2015	31,606.16		6,856 Units
CBA Equities Limited ACN 003 485 952	Tuesday, 21 April 2015	45,731.20		9,920 Units
CBA Equities Limited ACN 003 485 952	Tuesday, 21 April 2015	40,388.21		8,761 Units
CBA Equities Limited ACN 003 485 952	Tuesday, 21 April 2015	520.93		113 Units
CBA Equities Limited ACN 003 485 952	Tuesday, 21 April 2015	3,088.70		670 Units
CBA Equities Limited ACN 003 485 952	Tuesday, 21 April 2015	4,503.97		977 Units
CBA Equities Limited ACN 003 485 952	Tuesday, 21 April 2015	1,207.82		262 Units
CBA Equities Limited ACN 003 485 952	Tuesday, 21 April 2015	6,836.63		1,483 Units
CBA Equities Limited ACN 003 485 952	Tuesday, 21 April 2015	7,260.75		1,575 Units

CBA Equities Limited ACN 003 485 952	Tuesday, 21 April 2015	2,249.68		488 Units
CBA Equities Limited ACN 003 485 952	Tuesday, 21 April 2015	6,647.62		1,442 Units
CBA Equities Limited ACN 003 485 952	Tuesday, 21 April 2015	16,158.05		3,505 Units
CBA Equities Limited ACN 003 485 952	Tuesday, 21 April 2015	16,123.00		3,505 Units
CBA Equities Limited ACN 003 485 952	Tuesday, 21 April 2015	16,158.05		3,505 Units
CBA Equities Limited ACN 003 485 952	Tuesday, 21 April 2015	16,158.05		3,505 Units
CBA Equities Limited ACN 003 485 952	Wednesday, 22 April 2015	19,824.66		4,338 Units
CBA Equities Limited ACN 003 485 952	Wednesday, 22 April 2015	15,855.00		3,500 Units
CBA Equities Limited ACN 003 485 952	Wednesday, 22 April 2015	5,127.85		1,127 Units
CBA Equities Limited ACN 003 485 952	Wednesday, 22 April 2015	26,722.15		5,873 Units
CBA Equities Limited ACN 003 485 952	Wednesday, 22 April 2015	15,995.00		3,500 Units
CBA Equities Limited ACN 003 485 952	Wednesday, 22 April 2015	15,960.00		3,500 Units
CBA Equities Limited ACN 003 485 952	Wednesday, 22 April 2015	6,101.55		1,341 Units
CBA Equities Limited ACN 003 485 952	Wednesday, 22 April 2015	5,109.65		1,123 Units
CBA Equities Limited ACN 003 485 952	Wednesday, 22 April 2015	486.85		107 Units
CBA Equities Limited ACN 003 485 952	Wednesday, 22 April 2015	4,226.95		929 Units
CBA Equities Limited ACN 003 485 952	Thursday, 23 April 2015	3,175.90		698 Units
CBA Equities Limited ACN 003 485 952	Thursday, 23 April 2015	3,175.90		698 Units
CBA Equities Limited	Thursday, 23 April 2015	932.75		205 Units

ACN 003 485 952				
CBA Equities Limited ACN 003 485 952	Thursday, 23 April 2015	15,542.43		3,431 Units
CBA Equities Limited ACN 003 485 952	Thursday, 23 April 2015	3,311.43		731 Units
CBA Equities Limited ACN 003 485 952	Thursday, 23 April 2015	3,918.45		865 Units
CBA Equities Limited ACN 003 485 952	Thursday, 23 April 2015	41,458.56		9,152 Units
CBA Equities Limited ACN 003 485 952	Thursday, 23 April 2015	4,475.64		988 Units
CBA Equities Limited ACN 003 485 952	Thursday, 23 April 2015	4,031.70		890 Units
CBA Equities Limited ACN 003 485 952	Thursday, 23 April 2015	31,170.93		6,881 Units
CBA Equities Limited ACN 003 485 952	Thursday, 23 April 2015	6,323.88		1,396 Units
CBA Equities Limited ACN 003 485 952	Thursday, 23 April 2015	2,224.23		491 Units
CBA Equities Limited ACN 003 485 952	Thursday, 23 April 2015	2,500.56		552 Units
CBA Equities Limited ACN 003 485 952	Thursday, 23 April 2015	339.75		75 Units
CBA Equities Limited ACN 003 485 952	Thursday, 23 April 2015	1,648.92		364 Units
CBA Equities Limited ACN 003 485 952	Thursday, 23 April 2015	9,495.85		2,087 Units
CBA Equities Limited ACN 003 485 952	Thursday, 23 April 2015	3,175.90		698 Units
CBA Equities Limited ACN 003 485 952	Thursday, 23 April 2015	2,817.66		622 Units
CBA Equities Limited ACN 003 485 952	Friday, 24 April 2015	30,327.80		6,593 Units
CBA Equities Limited ACN 003 485 952	Friday, 24 April 2015	3,095.80		673 Units
CBA Equities Limited ACN 003 485 952	Friday, 24 April 2015	80,587.40		17,519 Units

CBA Equities Limited ACN 003 485 952	Monday, 27 April 2015	13,065.86		2,822 Units
CBA Equities Limited ACN 003 485 952	Monday, 27 April 2015	673.06		146 Units
CBA Equities Limited ACN 003 485 952	Monday, 27 April 2015	1,682.65		365 Units
CBA Equities Limited ACN 003 485 952	Tuesday, 28 April 2015	19,785.60		4,320 Units
CBA Equities Limited ACN 003 485 952	Thursday, 14 May 2015	32,349.91		7,369 Units
CBA Equities Limited ACN 003 485 952	Thursday, 14 May 2015	7,186.20		1,652 Units
CBA Equities Limited ACN 003 485 952	Thursday, 14 May 2015	11,871.15		2,729 Units
CBA Equities Limited ACN 003 485 952	Friday, 15 May 2015	78,104.31		17,473 Units
CBA Equities Limited ACN 003 485 952	Friday, 15 May 2015	2,888.05		649 Units
CBA Equities Limited ACN 003 485 952	Friday, 15 May 2015	12,664.70		2,846 Units
CBA Equities Limited ACN 003 485 952	Monday, 18 May 2015	68,002.11		15,213 Units
CBA Equities Limited ACN 003 485 952	Monday, 18 May 2015	49,889.67		11,161 Units
CBA Equities Limited ACN 003 485 952	Tuesday, 19 May 2015	289.90		65 Units
CBA Equities Limited ACN 003 485 952	Tuesday, 19 May 2015	272.06		61 Units
CBA Equities Limited ACN 003 485 952	Tuesday, 19 May 2015	147.51		33 Units
CBA Equities Limited ACN 003 485 952	Tuesday, 19 May 2015	3,768.21		843 Units
CBA Equities Limited ACN 003 485 952	Tuesday, 19 May 2015	16,083.06		3,598 Units
CBA Equities Limited ACN 003 485 952	Wednesday, 20 May 2015	15,381.60		3,480 Units
CBA Equities Limited	Wednesday, 20 May	10,674.30		2,415 Units

ACN 003 485 952	2015			
CBA Equities Limited ACN 003 485 952	Wednesday, 20 May 2015	234.26		53 Units
CBA Equities Limited ACN 003 485 952	Wednesday, 20 May 2015	2,568.02		581 Units
CBA Equities Limited ACN 003 485 952	Wednesday, 20 May 2015	746.98		169 Units
CBA Equities Limited ACN 003 485 952	Thursday, 21 May 2015	223,381.76		49,862 Units
CBA Equities Limited ACN 003 485 952	Thursday, 21 May 2015	6,330.24		1,413 Units
CBA Equities Limited ACN 003 485 952	Thursday, 21 May 2015	4,901.12		1,094 Units
CBA Equities Limited ACN 003 485 952	Thursday, 21 May 2015	17,476.48		3,901 Units
CBA Equities Limited ACN 003 485 952	Thursday, 21 May 2015	17,476.48		3,901 Units
CBA Equities Limited ACN 003 485 952	Thursday, 21 May 2015	4.48		1 Units
CBA Equities Limited ACN 003 485 952	Thursday, 21 May 2015	3,651.20		815 Units
CBA Equities Limited ACN 003 485 952	Thursday, 21 May 2015	N/A		1,900,000 Units (borrowed from Merrill Lynch Equities Australia Limited, see Annexure C)
CBA Equities Limited ACN 003 485 952	Monday, 9 March 2015	16,417.98		3,546 Units
CBA Equities Limited ACN 003 485 952	Monday, 9 March 2015	217.12		46 Units
CBA Equities Limited ACN 003 485 952	Thursday, 26 March 2015	14,999.58		3,546 Units

Acadian Asset Management (Australia) Limited ACN 114 200 127

Holder of relevant interest	Date of acquisition	Consideration Cash	Consideration Non-Cash	Class and number of securities
Acadian Asset Management (Australia) Limited ACN 114 200	Thursday, 26 February 2015	249,159.12		53,336 Units

127				
Acadian Asset Management (Australia) Limited ACN 114 200 127	Thursday, 7 May 2015	194,896.75		45,067 Units
Acadian Asset Management (Australia) Limited ACN 114 200 127	Monday, 9 March 2015	15,000.00		3,546 Units
Acadian Asset Management (Australia) Limited ACN 114 200 127	Monday, 9 March 2015	15,000.00		3,546 Units

Colonial First State Asset Management (Australia) Limited ACN 114 194 311

Holder of relevant interest	Date of acquisition	Consideration Cash	Consideration Non-Cash	Class and number of securities
Colonial First State Asset Management (Australia) Limited ACN 114 194 311	Monday, 26 January 2015	368,987.13		87,231 Units
Colonial First State Asset Management (Australia) Limited ACN 114 194 311	Thursday, 5 March 2015	146,420.59		30,630 Units
Colonial First State Asset Management (Australia) Limited ACN 114 194 311	Thursday, 19 March 2015	334,253.68		70,863 Units
Colonial First State Asset Management (Australia) Limited ACN 114 194 311	Monday, 9 February 2015	130,225.50		27,694 Units
Colonial First State Asset Management (Australia) Limited ACN 114 194 311	Wednesday, 11 February 2015	129,852.48		26,874 Units
Colonial First State Asset Management (Australia) Limited ACN 114 194 311	Tuesday, 17 February 2015	15,000.00		3,546 Units
Colonial First State Asset Management (Australia) Limited ACN 114 194 311	Tuesday, 20 January 2015	722,653.01		168,184 Units

Colonial First State Asset Management (Australia) Limited ACN 114 194 311	Monday, 26 January 2015	477,469.71		112,877 Units
Colonial First State Asset Management (Australia) Limited ACN 114 194 311	Tuesday, 17 February 2015	15,000.00		3,546 Units
Colonial First State Asset Management (Australia) Limited ACN 114 194 311	Monday, 26 January 2015	10,093,672.53		2,386,211 Units
Colonial First State Asset Management (Australia) Limited ACN 114 194 311	Tuesday, 17 February 2015	15,000.00		3,546 Units
Colonial First State Asset Management (Australia) Limited ACN 114 194 311	Tuesday, 17 February 2015	15,000.00		3,546 Units
Colonial First State Asset Management (Australia) Limited ACN 114 194 311	Wednesday, 21 January 2015	207,340.33		47,716 Units
Colonial First State Asset Management (Australia) Limited ACN 114 194 311	Thursday, 22 January 2015	204,188.19		46,694 Units
Colonial First State Asset Management (Australia) Limited ACN 114 194 311	Friday, 30 January 2015	386,790.66		84,938 Units
Colonial First State Asset Management (Australia) Limited ACN 114 194 311	Tuesday, 3 February 2015	218,972.27		47,174 Units
Colonial First State Asset Management (Australia) Limited ACN 114 194 311	Monday, 16 February 2015	168,146.86		35,827 Units
Colonial First State Asset Management (Australia) Limited ACN 114 194 311	Monday, 2 March 2015	316,945.42		66,326 Units
Colonial First State Asset Management (Australia) Limited ACN	Thursday, 19 March 2015	103,613.29		22,187 Units

114 194 311				
Colonial First State Asset Management (Australia) Limited ACN 114 194 311	Thursday, 19 March 2015	422,738.01		89,622 Units
Colonial First State Asset Management (Australia) Limited ACN 114 194 311	Tuesday, 20 January 2015	71,399.93		16,617 Units
Colonial First State Asset Management (Australia) Limited ACN 114 194 311	Monday, 26 January 2015	73,407.42		17,354 Units
Colonial First State Asset Management (Australia) Limited ACN 114 194 311	Monday, 26 January 2015	549,468.54		129,898 Units
Colonial First State Asset Management (Australia) Limited ACN 114 194 311	Thursday, 19 March 2015	674,884.62		143,078 Units
Colonial First State Asset Management (Australia) Limited ACN 114 194 311	Wednesday, 18 March 2015	62,654.70		13,710 Units
Colonial First State Asset Management (Australia) Limited ACN 114 194 311	Friday, 20 March 2015	3,246.73		691 Units
Colonial First State Asset Management (Australia) Limited ACN 114 194 311	Tuesday, 24 March 2015	3,482.85		749 Units
Colonial First State Asset Management (Australia) Limited ACN 114 194 311	Thursday, 26 March 2015	16,539.12		3,627 Units
Colonial First State Asset Management (Australia) Limited ACN 114 194 311	Tuesday, 21 April 2015	8,256.51		1,791 Units
Colonial First State Asset Management (Australia) Limited ACN 114 194 311	Thursday, 19 March 2015	114,905.89		24,293 Units
Colonial First State Asset Management	Tuesday, 7 April 2015	24,654.75		5,325 Units

(Australia) Limited ACN 114 194 311				
Colonial First State Asset Management (Australia) Limited ACN 114 194 311	Tuesday, 14 April 2015	14,918.89		3,181 Units
Colonial First State Asset Management (Australia) Limited ACN 114 194 311	Tuesday, 21 April 2015	24,806.41		5,381 Units
Colonial First State Asset Management (Australia) Limited ACN 114 194 311	Friday, 1 May 2015	23,266.35		5,205 Units
Colonial First State Asset Management (Australia) Limited ACN 114 194 311	Monday, 26 January 2015	736,895.61		174,207 Units
Colonial First State Asset Management (Australia) Limited ACN 114 194 311	Thursday, 19 March 2015	907,635.33		192,422 Units
Colonial First State Asset Management (Australia) Limited ACN 114 194 311	Tuesday, 17 February 2015	15,000.00		3,546 Units
Colonial First State Asset Management (Australia) Limited ACN 114 194 311	Tuesday, 20 January 2015	9,862.71		2,299 Units
Colonial First State Asset Management (Australia) Limited ACN 114 194 311	Wednesday, 21 January 2015	10,001.34		2,299 Units
Colonial First State Asset Management (Australia) Limited ACN 114 194 311	Friday, 23 January 2015	6,534.00		1,452 Units
Colonial First State Asset Management (Australia) Limited ACN 114 194 311	Tuesday, 27 January 2015	10,015.24		2,206 Units
Colonial First State Asset Management (Australia) Limited ACN 114 194 311	Monday, 16 February 2015	15,000.00		3,546 Units

Colonial First State Asset Management (Australia) Limited ACN 114 194 311	Friday, 6 March 2015	27,652.80		5,761 Units
Colonial First State Asset Management (Australia) Limited ACN 114 194 311	Thursday, 12 March 2015	10,015.70		2,131 Units
Colonial First State Asset Management (Australia) Limited ACN 114 194 311	Wednesday, 18 March 2015	91,400.00		20,000 Units
Colonial First State Asset Management (Australia) Limited ACN 114 194 311	Friday, 20 March 2015	310,577.46		66,100 Units
Colonial First State Asset Management (Australia) Limited ACN 114 194 311	Monday, 30 March 2015	63,745.50		14,010 Units
Colonial First State Asset Management (Australia) Limited ACN 114 194 311	Tuesday, 7 April 2015	30,530.22		6,594 Units
Colonial First State Asset Management (Australia) Limited ACN 114 194 311	Friday, 10 April 2015	8,005.88		1,718 Units
Colonial First State Asset Management (Australia) Limited ACN 114 194 311	Friday, 17 April 2015	6,430.95		1,395 Units
Colonial First State Asset Management (Australia) Limited ACN 114 194 311	Tuesday, 21 April 2015	62,387.13		13,533 Units
Colonial First State Asset Management (Australia) Limited ACN 114 194 311	Monday, 27 April 2015	5,750.46		1,242 Units
Colonial First State Asset Management (Australia) Limited ACN 114 194 311	Monday, 4 May 2015	11,032.20		2,430 Units
Colonial First State Asset Management (Australia) Limited ACN	Wednesday, 6 May 2015	20,876.94		4,734 Units

114 194 311				
Colonial First State Asset Management (Australia) Limited ACN 114 194 311	Thursday, 7 May 2015	5,920.35		1,361 Units
Colonial First State Asset Management (Australia) Limited ACN 114 194 311	Friday, 15 May 2015	9,972.57		2,231 Units
Colonial First State Asset Management (Australia) Limited ACN 114 194 311	Friday, 15 May 2015	143.04		32 Units
Colonial First State Asset Management (Australia) Limited ACN 114 194 311	Tuesday, 19 May 2015	20,493.18		4,626 Units
Colonial First State Asset Management (Australia) Limited ACN 114 194 311	Wednesday, 20 May 2015	9,508.72		2,132 Units
Colonial First State Asset Management (Australia) Limited ACN 114 194 311	Thursday, 21 May 2015	30,320.64		6,768 Units
Colonial First State Asset Management (Australia) Limited ACN 114 194 311	Thursday, 22 January 2015	7,954.68		1,812 Units
Colonial First State Asset Management (Australia) Limited ACN 114 194 311	Monday, 2 February 2015	35,737.74		7,786 Units
Colonial First State Asset Management (Australia) Limited ACN 114 194 311	Monday, 16 February 2015	15,000.00		3,546 Units
Colonial First State Asset Management (Australia) Limited ACN 114 194 311	Wednesday, 18 February 2015	33,679.61		7,134 Units
Colonial First State Asset Management (Australia) Limited ACN 114 194 311	Monday, 23 February 2015	79,688.88		17,064 Units
Colonial First State Asset Management	Thursday, 26 February	332,074.08		70,956 Units

(Australia) Limited ACN 114 194 311	2015			
Colonial First State Asset Management (Australia) Limited ACN 114 194 311	Friday, 27 February 2015	253,217.20		53,876 Units
Colonial First State Asset Management (Australia) Limited ACN 114 194 311	Friday, 6 March 2015	25,843.20		5,384 Units
Colonial First State Asset Management (Australia) Limited ACN 114 194 311	Monday, 9 March 2015	89,815.72		19,304 Units
Colonial First State Asset Management (Australia) Limited ACN 114 194 311	Tuesday, 10 March 2015	30,385.74		6,577 Units
Colonial First State Asset Management (Australia) Limited ACN 114 194 311	Thursday, 12 March 2015	23,105.20		4,916 Units
Colonial First State Asset Management (Australia) Limited ACN 114 194 311	Thursday, 19 March 2015	343,355.43		72,591 Units
Colonial First State Asset Management (Australia) Limited ACN 114 194 311	Friday, 20 March 2015	1,389,869.37		295,805 Units
Colonial First State Asset Management (Australia) Limited ACN 114 194 311	Friday, 27 March 2015	25,263.20		5,492 Units
Colonial First State Asset Management (Australia) Limited ACN 114 194 311	Monday, 30 March 2015	15,442.70		3,394 Units
Colonial First State Asset Management (Australia) Limited ACN 114 194 311	Wednesday, 1 April 2015	40,455.14		8,833 Units
Colonial First State Asset Management (Australia) Limited ACN 114 194 311	Tuesday, 7 April 2015	28,117.99		6,073 Units

Colonial First State Asset Management (Australia) Limited ACN 114 194 311	Tuesday, 21 April 2015	24,405.34		5,294 Units
Colonial First State Asset Management (Australia) Limited ACN 114 194 311	Monday, 4 May 2015	21,787.46		4,799 Units
Colonial First State Asset Management (Australia) Limited ACN 114 194 311	Monday, 26 January 2015	679,722.93		160,691 Units
Colonial First State Asset Management (Australia) Limited ACN 114 194 311	Thursday, 19 March 2015	548,816.03		116,351 Units
Colonial First State Asset Management (Australia) Limited ACN 114 194 311	Monday, 26 January 2015	53,226.09		12,583 Units
Colonial First State Asset Management (Australia) Limited ACN 114 194 311	Thursday, 19 March 2015	65,649.81		13,918 Units
Colonial First State Asset Management (Australia) Limited ACN 114 194 311	Wednesday, 18 March 2015	4,570.00		1,000 Units
Colonial First State Asset Management (Australia) Limited ACN 114 194 311	Friday, 20 March 2015	18,916.56		4,026 Units
Colonial First State Asset Management (Australia) Limited ACN 114 194 311	Tuesday, 24 March 2015	2,924.85		629 Units
Colonial First State Asset Management (Australia) Limited ACN 114 194 311	Friday, 24 April 2015	11,665.60		2,536 Units
Colonial First State Asset Management (Australia) Limited ACN 114 194 311	Wednesday, 6 May 2015	1,869.84		424 Units
Colonial First State Asset Management (Australia) Limited ACN	Monday, 16 February 2015	15,000.00		3,546 Units

114 194 311				
Colonial First State Asset Management (Australia) Limited ACN 114 194 311	Thursday, 19 March 2015	37,796.80		8,000 Units
Colonial First State Asset Management (Australia) Limited ACN 114 194 311	Friday, 20 March 2015	117,436.81		24,994 Units
Colonial First State Asset Management (Australia) Limited ACN 114 194 311	Monday, 26 January 2015	1,295,928.18		306,366 Units
Colonial First State Asset Management (Australia) Limited ACN 114 194 311	Thursday, 19 March 2015	944,757.33		200,292 Units
Colonial First State Asset Management (Australia) Limited ACN 114 194 311	Monday, 26 January 2015	545,771.52		129,024 Units
Colonial First State Asset Management (Australia) Limited ACN 114 194 311	Tuesday, 3 February 2015	207,525.42		44,707 Units
Colonial First State Asset Management (Australia) Limited ACN 114 194 311	Thursday, 19 March 2015	446,841.37		94,732 Units
Colonial First State Asset Management (Australia) Limited ACN 114 194 311	Monday, 26 January 2015	11,484.45		2,715 Units
Colonial First State Asset Management (Australia) Limited ACN 114 194 311	Tuesday, 20 January 2015	225,629.26		52,511 Units
Colonial First State Asset Management (Australia) Limited ACN 114 194 311	Monday, 26 January 2015	231,292.17		54,679 Units
Colonial First State Asset Management (Australia) Limited ACN 114 194 311	Monday, 9 March 2015	4,703.64		1,014 Units
Colonial First State Asset Management	Friday, 30 January 2015	75,046.62		16,480 Units

(Australia) Limited ACN 114 194 311				
Colonial First State Asset Management (Australia) Limited ACN 114 194 311	Tuesday, 17 February 2015	15,000.00		3,546 Units
Colonial First State Asset Management (Australia) Limited ACN 114 194 311	Monday, 26 January 2015	489,292.56		115,672 Units

Colonial First State Investments Limited (Note 1) ACN 002 348 352

Holder of relevant interest	Date of acquisition	Consideration Cash	Consideration Non-Cash	Class and number of securities
Colonial First State Investments Limited (Note 1) ACN 002 348 352	Monday, 26 January 2015	254,582.55		60,185 Units
Colonial First State Investments Limited (Note 1) ACN 002 348 352	Thursday, 5 February 2015	253,197.64		52,064 Units
Colonial First State Investments Limited (Note 1) ACN 002 348 352	Friday, 13 February 2015	354,987.34		73,782 Units
Colonial First State Investments Limited (Note 1) ACN 002 348 352	Monday, 26 January 2015	2,437,131.42		576,154 Units
Colonial First State Investments Limited (Note 1) ACN 002 348 352	Monday, 2 February 2015	2,379,083.14		518,884 Units
Colonial First State Investments Limited (Note 1) ACN 002 348 352	Tuesday, 3 February 2015	1,492,407.64		320,803 Units
Colonial First State Investments Limited (Note 1) ACN 002 348 352	Thursday, 5 February 2015	1,427,433.18		294,116 Units
Colonial First State Investments Limited (Note 1) ACN 002 348	Friday, 6 February 2015	276,556.46		57,483 Units

352				
Colonial First State Investments Limited (Note 1) ACN 002 348 352	Tuesday, 10 February 2015	3,315,345.60		699,440 Units
Colonial First State Investments Limited (Note 1) ACN 002 348 352	Tuesday, 10 February 2015	342,787.40		73,167 Units
Colonial First State Investments Limited (Note 1) ACN 002 348 352	Tuesday, 10 February 2015	190,626.64		40,387 Units
Colonial First State Investments Limited (Note 1) ACN 002 348 352	Wednesday, 11 February 2015	1,327,406.75		275,076 Units
Colonial First State Investments Limited (Note 1) ACN 002 348 352	Thursday, 12 February 2015	327,693.27		68,768 Units
Colonial First State Investments Limited (Note 1) ACN 002 348 352	Tuesday, 17 February 2015	15,000.00		3,546 Units
Colonial First State Investments Limited (Note 1) ACN 002 348 352	Friday, 20 February 2015	621,973.59		133,465 Units
Colonial First State Investments Limited (Note 1) ACN 002 348 352	Friday, 20 February 2015	260,051.58		55,865 Units
Colonial First State Investments Limited (Note 1) ACN 002 348 352	Tuesday, 14 April 2015	549,683.48		117,791 Units
Colonial First State Investments Limited (Note 1) ACN 002 348 352	Wednesday, 15 April 2015	843,696.05		181,401 Units
Colonial First State Investments Limited (Note 1) ACN 002 348 352	Thursday, 16 April 2015	648,380.02		137,561 Units
Colonial First State Investments Limited	Monday, 27 April 2015	11,276.40		2,423 Units

(Note 1) ACN 002 348 352				
Colonial First State Investments Limited (Note 1) ACN 002 348 352	Tuesday, 28 April 2015	4,811.28		1,045 Units
Colonial First State Investments Limited (Note 1) ACN 002 348 352	Wednesday, 29 April 2015	8,880.03		1,949 Units
Colonial First State Investments Limited (Note 1) ACN 002 348 352	Thursday, 30 April 2015	37,115.36		8,314 Units
Colonial First State Investments Limited (Note 1) ACN 002 348 352	Friday, 1 May 2015	17,305.10		3,855 Units
Colonial First State Investments Limited (Note 1) ACN 002 348 352	Tuesday, 12 May 2015	248,173.86		56,918 Units
Colonial First State Investments Limited (Note 1) ACN 002 348 352	Monday, 13 April 2015	13,992.67		2,974 Units
Colonial First State Investments Limited (Note 1) ACN 002 348 352	Friday, 6 March 2015	21,371.54		4,459 Units
Colonial First State Investments Limited (Note 1) ACN 002 348 352	Friday, 13 March 2015	299,023.40		63,622 Units
Colonial First State Investments Limited (Note 1) ACN 002 348 352	Tuesday, 31 March 2015	6,379.72		1,396 Units
Colonial First State Investments Limited (Note 1) ACN 002 348 352	Monday, 26 January 2015	105,750.00		25,000 Units
Colonial First State Investments Limited (Note 1) ACN 002 348 352	Wednesday, 28 January 2015	228,772.26		50,486 Units

Colonial First State Investments Limited (Note 1) ACN 002 348 352	Monday, 26 January 2015	11,421.00		2,700 Units
Colonial First State Investments Limited (Note 1) ACN 002 348 352	Monday, 26 January 2015	23,544.18		5,566 Units
Colonial First State Investments Limited (Note 1) ACN 002 348 352	Friday, 17 April 2015	13,659.81		2,960 Units
Colonial First State Investments Limited (Note 1) ACN 002 348 352	Monday, 26 January 2015	556,765.29		131,623 Units
Colonial First State Investments Limited (Note 1) ACN 002 348 352	Tuesday, 3 February 2015	6,740.58		1,459 Units
Colonial First State Investments Limited (Note 1) ACN 002 348 352	Tuesday, 17 March 2015	18,068.58		3,893 Units
Colonial First State Investments Limited (Note 1) ACN 002 348 352	Monday, 26 January 2015	32,571.00		7,700 Units
Colonial First State Investments Limited (Note 1) ACN 002 348 352	Wednesday, 15 April 2015	1,516,151.87		325,187 Units
Colonial First State Investments Limited (Note 1) ACN 002 348 352	Friday, 17 April 2015	5,459.36		1,192 Units
Colonial First State Investments Limited (Note 1) ACN 002 348 352	Friday, 17 April 2015	354,266.02		76,479 Units
Colonial First State Investments Limited (Note 1) ACN 002 348 352	Wednesday, 22 April 2015	297,138.72		65,162 Units
Colonial First State Investments Limited (Note 1) ACN 002 348	Wednesday, 22 April 2015	170,890.56		37,476 Units

352				
Colonial First State Investments Limited (Note 1) ACN 002 348 352	Wednesday, 22 April 2015	497,277.12		109,052 Units
Colonial First State Investments Limited (Note 1) ACN 002 348 352	Thursday, 23 April 2015	577,906.52		127,576 Units
Colonial First State Investments Limited (Note 1) ACN 002 348 352	Wednesday, 29 April 2015	435,130.83		95,321 Units
Colonial First State Investments Limited (Note 1) ACN 002 348 352	Thursday, 30 April 2015	424,867.55		95,478 Units
Colonial First State Investments Limited (Note 1) ACN 002 348 352	Friday, 1 May 2015	219,462.27		49,100 Units
Colonial First State Investments Limited (Note 1) ACN 002 348 352	Wednesday, 6 May 2015	48,886.67		11,012 Units
Colonial First State Investments Limited (Note 1) ACN 002 348 352	Thursday, 7 May 2015	407,233.44		95,148 Units
Colonial First State Investments Limited (Note 1) ACN 002 348 352	Friday, 13 February 2015	69,421.47		14,493 Units
Colonial First State Investments Limited (Note 1) ACN 002 348 352	Thursday, 5 March 2015	79,334.64		16,632 Units
Colonial First State Investments Limited (Note 1) ACN 002 348 352	Monday, 11 May 2015	182,591.25		41,975 Units
Colonial First State Investments Limited (Note 1) ACN 002 348 352	Thursday, 22 January 2015	33,259.70		7,624 Units
Colonial First State Investments Limited	Monday, 26 January	34,939.80		8,260 Units

(Note 1) ACN 002 348 352	2015			
Colonial First State Investments Limited (Note 1) ACN 002 348 352	Friday, 27 February 2015	1,178,431.00		250,730 Units
Colonial First State Investments Limited (Note 1) ACN 002 348 352	Monday, 19 January 2015	108,702.15		24,989 Units
Colonial First State Investments Limited (Note 1) ACN 002 348 352	Monday, 19 January 2015	198,444.47		45,714 Units
Colonial First State Investments Limited (Note 1) ACN 002 348 352	Tuesday, 20 January 2015	553,547.28		129,032 Units
Colonial First State Investments Limited (Note 1) ACN 002 348 352	Thursday, 22 January 2015	262,116.00		60,000 Units
Colonial First State Investments Limited (Note 1) ACN 002 348 352	Friday, 23 January 2015	244,953.50		55,000 Units
Colonial First State Investments Limited (Note 1) ACN 002 348 352	Monday, 26 January 2015	361,614.24		85,488 Units
Colonial First State Investments Limited (Note 1) ACN 002 348 352	Monday, 26 January 2015	55,379.16		13,092 Units
Colonial First State Investments Limited (Note 1) ACN 002 348 352	Monday, 4 May 2015	101,267.41		22,343 Units
Colonial First State Investments Limited (Note 1) ACN 002 348 352	Thursday, 22 January 2015	609,697.41		140,199 Units
Colonial First State Investments Limited (Note 1) ACN 002 348 352	Monday, 26 January 2015	1,338,676.56		316,472 Units

Colonial First State Investments Limited (Note 1) ACN 002 348 352	Tuesday, 27 January 2015	357,245.18		78,876 Units
Colonial First State Investments Limited (Note 1) ACN 002 348 352	Wednesday, 28 January 2015	713,859.35		157,752 Units
Colonial First State Investments Limited (Note 1) ACN 002 348 352	Thursday, 29 January 2015	358,042.87		79,192 Units
Colonial First State Investments Limited (Note 1) ACN 002 348 352	Friday, 30 January 2015	253,284.12		55,213 Units
Colonial First State Investments Limited (Note 1) ACN 002 348 352	Monday, 2 February 2015	469,310.75		102,539 Units
Colonial First State Investments Limited (Note 1) ACN 002 348 352	Monday, 2 February 2015	247,644.20		54,013 Units
Colonial First State Investments Limited (Note 1) ACN 002 348 352	Tuesday, 3 February 2015	360,518.53		78,876 Units
Colonial First State Investments Limited (Note 1) ACN 002 348 352	Wednesday, 4 February 2015	594,474.52		126,202 Units
Colonial First State Investments Limited (Note 1) ACN 002 348 352	Thursday, 5 February 2015	381,736.18		78,876 Units
Colonial First State Investments Limited (Note 1) ACN 002 348 352	Friday, 6 February 2015	758,397.55		157,753 Units
Colonial First State Investments Limited (Note 1) ACN 002 348 352	Monday, 9 February 2015	590,099.37		125,513 Units
Colonial First State Investments Limited (Note 1) ACN 002 348	Tuesday, 10 February 2015	390,035.98		83,609 Units

352				
Colonial First State Investments Limited (Note 1) ACN 002 348 352	Monday, 16 February 2015	664,367.17		141,977 Units
Colonial First State Investments Limited (Note 1) ACN 002 348 352	Thursday, 19 February 2015	365,590.26		78,876 Units
Colonial First State Investments Limited (Note 1) ACN 002 348 352	Friday, 20 February 2015	366,055.63		78,876 Units
Colonial First State Investments Limited (Note 1) ACN 002 348 352	Monday, 23 February 2015	10,674.97		2,312 Units
Colonial First State Investments Limited (Note 1) ACN 002 348 352	Tuesday, 24 February 2015	439,185.28		94,652 Units
Colonial First State Investments Limited (Note 1) ACN 002 348 352	Wednesday, 25 February 2015	182,400.75		39,438 Units
Colonial First State Investments Limited (Note 1) ACN 002 348 352	Monday, 2 March 2015	14,235.91		3,018 Units
Colonial First State Investments Limited (Note 1) ACN 002 348 352	Monday, 23 March 2015	172,204.30		36,784 Units
Colonial First State Investments Limited (Note 1) ACN 002 348 352	Monday, 23 March 2015	509,595.32		108,853 Units
Colonial First State Investments Limited (Note 1) ACN 002 348 352	Tuesday, 24 March 2015	64,034.51		13,794 Units
Colonial First State Investments Limited (Note 1) ACN 002 348 352	Tuesday, 24 March 2015	189,494.60		40,820 Units
Colonial First State Investments Limited	Wednesday, 25 March	63,940.71		13,794 Units

(Note 1) ACN 002 348 352	2015			
Colonial First State Investments Limited (Note 1) ACN 002 348 352	Wednesday, 25 March 2015	189,217.03		40,820 Units
Colonial First State Investments Limited (Note 1) ACN 002 348 352	Thursday, 26 March 2015	62,948.92		13,794 Units
Colonial First State Investments Limited (Note 1) ACN 002 348 352	Thursday, 26 March 2015	186,282.07		40,820 Units
Colonial First State Investments Limited (Note 1) ACN 002 348 352	Friday, 27 March 2015	63,393.09		13,794 Units
Colonial First State Investments Limited (Note 1) ACN 002 348 352	Friday, 27 March 2015	187,596.47		40,820 Units
Colonial First State Investments Limited (Note 1) ACN 002 348 352	Tuesday, 31 March 2015	84,312.61		18,392 Units
Colonial First State Investments Limited (Note 1) ACN 002 348 352	Tuesday, 31 March 2015	249,499.67		54,426 Units
Colonial First State Investments Limited (Note 1) ACN 002 348 352	Wednesday, 1 April 2015	84,101.10		18,392 Units
Colonial First State Investments Limited (Note 1) ACN 002 348 352	Wednesday, 1 April 2015	248,873.77		54,426 Units
Colonial First State Investments Limited (Note 1) ACN 002 348 352	Friday, 10 April 2015	187,339.06		40,462 Units
Colonial First State Investments Limited (Note 1) ACN 002 348 352	Friday, 10 April 2015	554,386.94		119,738 Units

Colonial First State Investments Limited (Note 1) ACN 002 348 352	Tuesday, 14 April 2015	19,098.77		4,101 Units
Colonial First State Investments Limited (Note 1) ACN 002 348 352	Tuesday, 14 April 2015	56,518.57		12,136 Units
Colonial First State Investments Limited (Note 1) ACN 002 348 352	Wednesday, 15 April 2015	277,102.52		59,436 Units
Colonial First State Investments Limited (Note 1) ACN 002 348 352	Wednesday, 15 April 2015	820,011.05		175,885 Units
Colonial First State Investments Limited (Note 1) ACN 002 348 352	Monday, 26 January 2015	2,135,667.78		504,886 Units
Colonial First State Investments Limited (Note 1) ACN 002 348 352	Monday, 9 March 2015	14,999.58		3,546 Units
Colonial First State Investments Limited (Note 1) ACN 002 348 352	Tuesday, 10 March 2015	2,143,028.85		460,500 Units
Colonial First State Investments Limited (Note 1) ACN 002 348 352	Monday, 16 March 2015	825,842.09		176,300 Units
Colonial First State Investments Limited (Note 1) ACN 002 348 352	Friday, 1 May 2015	35,316.16		7,900 Units
Colonial First State Investments Limited (Note 1) ACN 002 348 352	Monday, 4 May 2015	40,238.74		8,934 Units
Colonial First State Investments Limited (Note 1) ACN 002 348 352	Monday, 4 May 2015	745,129.66		164,466 Units
Colonial First State Investments Limited (Note 1) ACN 002 348	Tuesday, 17 February 2015	15,000.00		3,546 Units

352				
Colonial First State Investments Limited (Note 1) ACN 002 348 352	Thursday, 22 January 2015	N/A		13,000 Units (borrowed from Citigroup Global Markets Limited (Agreement 4), see Annexure C)

Avanteos Investments Limited ACN 096 259 979

Holder of relevant interest	Date of acquisition	Consideration Cash	Consideration Non-Cash	Class and number of securities
Avanteos Investments Limited ACN 096 259 979	Wednesday, 21 January 2015	13,035.00		3,000 Units
Avanteos Investments Limited ACN 096 259 979	Monday, 9 March 2015	6,831.45		1,615 Units
Avanteos Investments Limited ACN 096 259 979	Monday, 9 March 2015	5,807.79		1,373 Units
Avanteos Investments Limited ACN 096 259 979	Monday, 9 March 2015	1,721.61		407 Units
Avanteos Investments Limited ACN 096 259 979	Monday, 9 March 2015	7,465.95		1,765 Units
Avanteos Investments Limited ACN 096 259 979	Monday, 9 March 2015	6,581.88		1,556 Units
Avanteos Investments Limited ACN 096 259 979	Monday, 9 March 2015	1,713.15		405 Units
Avanteos Investments Limited ACN 096 259 979	Monday, 9 March 2015	3,777.39		893 Units
Avanteos Investments Limited ACN 096 259 979	Monday, 9 March 2015	6,078.51		1,437 Units
Avanteos Investments Limited ACN 096 259 979	Monday, 9 March 2015	10,000.00		2,364 Units
Avanteos Investments Limited ACN 096 259 979	Monday, 9 March 2015	10,000.00		2,364 Units

979				
Avanteos Investments Limited ACN 096 259 979	Monday, 9 March 2015	5,566.68		1,316 Units
Avanteos Investments Limited ACN 096 259 979	Monday, 9 March 2015	596.43		141 Units
Avanteos Investments Limited ACN 096 259 979	Monday, 9 March 2015	9,999.72		2,364 Units
Avanteos Investments Limited ACN 096 259 979	Monday, 9 March 2015	9,999.72		2,364 Units
Avanteos Investments Limited ACN 096 259 979	Monday, 9 March 2015	9,999.72		2,364 Units
Avanteos Investments Limited ACN 096 259 979	Monday, 9 March 2015	10,000.00		2,364 Units
Avanteos Investments Limited ACN 096 259 979	Monday, 9 March 2015	5,850.09		1,383 Units
Avanteos Investments Limited ACN 096 259 979	Monday, 9 March 2015	435.69		103 Units
Avanteos Investments Limited ACN 096 259 979	Monday, 9 March 2015	7,394.04		1,748 Units
Avanteos Investments Limited ACN 096 259 979	Monday, 9 March 2015	7,394.04		1,748 Units
Avanteos Investments Limited ACN 096 259 979	Monday, 9 March 2015	1,378.98		326 Units
Avanteos Investments Limited ACN 096 259 979	Monday, 9 March 2015	2,271.51		537 Units
Avanteos Investments Limited ACN 096 259 979	Monday, 9 March 2015	2,542.23		601 Units
Avanteos Investments Limited ACN 096 259 979	Monday, 9 March 2015	2,977.92		704 Units

Avanteos Investments Limited ACN 096 259 979	Monday, 9 March 2015	2,846.79		673 Units
Avanteos Investments Limited ACN 096 259 979	Monday, 9 March 2015	6,146.19		1,453 Units
Avanteos Investments Limited ACN 096 259 979	Monday, 9 March 2015	1,996.56		472 Units
Avanteos Investments Limited ACN 096 259 979	Monday, 9 March 2015	5,037.93		1,191 Units
Avanteos Investments Limited ACN 096 259 979	Monday, 9 March 2015	3,409.38		806 Units
Avanteos Investments Limited ACN 096 259 979	Monday, 9 March 2015	5,312.88		1,256 Units
Avanteos Investments Limited ACN 096 259 979	Monday, 9 March 2015	3,210.57		759 Units
Avanteos Investments Limited ACN 096 259 979	Friday, 23 January 2015	4,432.20		996 Units
Avanteos Investments Limited ACN 096 259 979	Thursday, 5 February 2015	10,571.55		2,235 Units
Avanteos Investments Limited ACN 096 259 979	Friday, 6 February 2015	11,277.46		2,353 Units
Avanteos Investments Limited ACN 096 259 979	Friday, 13 February 2015	2,721.60		567 Units
Avanteos Investments Limited ACN 096 259 979	Tuesday, 17 February 2015	8,372.10		1,787 Units
Avanteos Investments Limited ACN 096 259 979	Tuesday, 17 February 2015	4,581.93		978 Units
Avanteos Investments Limited ACN 096 259 979	Wednesday, 18 February 2015	13,409.10		2,853 Units
Avanteos Investments Limited ACN 096 259 979	Friday, 27 February	5,488.45		1,174 Units

979	2015			
Avanteos Investments Limited ACN 096 259 979	Monday, 9 March 2015	998.28		236 Units
Avanteos Investments Limited ACN 096 259 979	Monday, 9 March 2015	3,083.67		729 Units
Avanteos Investments Limited ACN 096 259 979	Monday, 9 March 2015	1,057.50		250 Units
Avanteos Investments Limited ACN 096 259 979	Monday, 9 March 2015	249.57		59 Units
Avanteos Investments Limited ACN 096 259 979	Monday, 9 March 2015	1,065.96		252 Units
Avanteos Investments Limited ACN 096 259 979	Monday, 9 March 2015	499.14		118 Units
Avanteos Investments Limited ACN 096 259 979	Monday, 9 March 2015	998.28		236 Units
Avanteos Investments Limited ACN 096 259 979	Monday, 9 March 2015	1,146.33		271 Units
Avanteos Investments Limited ACN 096 259 979	Monday, 9 March 2015	955.98		226 Units
Avanteos Investments Limited ACN 096 259 979	Monday, 9 March 2015	998.28		236 Units
Avanteos Investments Limited ACN 096 259 979	Monday, 9 March 2015	655.65		155 Units
Avanteos Investments Limited ACN 096 259 979	Monday, 9 March 2015	465.30		110 Units
Avanteos Investments Limited ACN 096 259 979	Monday, 9 March 2015	583.74		138 Units
Avanteos Investments Limited ACN 096 259 979	Monday, 9 March 2015	998.28		236 Units

Avanteos Investments Limited ACN 096 259 979	Monday, 9 March 2015	93.06		22 Units
Avanteos Investments Limited ACN 096 259 979	Monday, 9 March 2015	998.28		236 Units
Avanteos Investments Limited ACN 096 259 979	Monday, 9 March 2015	693.72		164 Units
Avanteos Investments Limited ACN 096 259 979	Monday, 9 March 2015	998.28		236 Units
Avanteos Investments Limited ACN 096 259 979	Monday, 9 March 2015	998.28		236 Units
Avanteos Investments Limited ACN 096 259 979	Monday, 9 March 2015	2,499.93		591 Units
Avanteos Investments Limited ACN 096 259 979	Monday, 9 March 2015	998.28		236 Units
Avanteos Investments Limited ACN 096 259 979	Monday, 9 March 2015	2,499.93		591 Units
Avanteos Investments Limited ACN 096 259 979	Monday, 9 March 2015	3,235.95		765 Units
Avanteos Investments Limited ACN 096 259 979	Monday, 9 March 2015	968.67		229 Units
Avanteos Investments Limited ACN 096 259 979	Monday, 9 March 2015	2,499.93		591 Units
Avanteos Investments Limited ACN 096 259 979	Monday, 9 March 2015	1,865.43		441 Units
Avanteos Investments Limited ACN 096 259 979	Monday, 9 March 2015	1,000.00		155 Units
Avanteos Investments Limited ACN 096 259 979	Monday, 9 March 2015	5,000.00		110 Units
Avanteos Investments Limited ACN 096 259	Monday, 9 March 2015	1,000.00		138 Units

979				
Avanteos Investments Limited ACN 096 259 979	Monday, 9 March 2015	1,000.00		236 Units
Avanteos Investments Limited ACN 096 259 979	Monday, 9 March 2015	5,000.00		22 Units
Avanteos Investments Limited ACN 096 259 979	Monday, 9 March 2015	1,000.00		236 Units
Avanteos Investments Limited ACN 096 259 979	Monday, 9 March 2015	2,500.00		164 Units
Avanteos Investments Limited ACN 096 259 979	Monday, 9 March 2015	1,000.00		236 Units
Avanteos Investments Limited ACN 096 259 979	Monday, 9 March 2015	1,000.00		236 Units
Avanteos Investments Limited ACN 096 259 979	Monday, 9 March 2015	7,500.00		729 Units
Avanteos Investments Limited ACN 096 259 979	Monday, 9 March 2015	2,500.00		250 Units
Avanteos Investments Limited ACN 096 259 979	Monday, 9 March 2015	1,000.00		59 Units
Avanteos Investments Limited ACN 096 259 979	Monday, 9 March 2015	2,500.00		252 Units
Avanteos Investments Limited ACN 096 259 979	Monday, 9 March 2015	5,000.00		118 Units
Avanteos Investments Limited ACN 096 259 979	Monday, 9 March 2015	1,000.00		236 Units
Avanteos Investments Limited ACN 096 259 979	Monday, 9 March 2015	2,500.00		271 Units
Avanteos Investments Limited ACN 096 259 979	Monday, 9 March 2015	1,000.00		226 Units

Avanteos Investments Limited ACN 096 259 979	Monday, 9 March 2015	1,000.00		236 Units
Avanteos Investments Limited ACN 096 259 979	Monday, 9 March 2015	1,000.00		236 Units
Avanteos Investments Limited ACN 096 259 979	Monday, 9 March 2015	2,500.00		591 Units
Avanteos Investments Limited ACN 096 259 979	Monday, 9 March 2015	1,000.00		236 Units
Avanteos Investments Limited ACN 096 259 979	Monday, 9 March 2015	2,500.00		591 Units
Avanteos Investments Limited ACN 096 259 979	Monday, 9 March 2015	7,500.00		765 Units
Avanteos Investments Limited ACN 096 259 979	Monday, 9 March 2015	1,000.00		229 Units
Avanteos Investments Limited ACN 096 259 979	Monday, 9 March 2015	2,500.00		591 Units
Avanteos Investments Limited ACN 096 259 979	Monday, 9 March 2015	2,500.00		441 Units
Avanteos Investments Limited ACN 096 259 979	Thursday, 12 March 2015	4,673.25		1,005 Units
Avanteos Investments Limited ACN 096 259 979	Thursday, 12 March 2015	1,793.49		382 Units
Avanteos Investments Limited ACN 096 259 979	Thursday, 26 March 2015	13,322.86		2,922 Units
Avanteos Investments Limited ACN 096 259 979	Thursday, 26 March 2015	9,258.26		2,030 Units
Avanteos Investments Limited ACN 096 259 979	Monday, 30 March 2015	3,325.80		723 Units
Avanteos Investments Limited ACN 096 259 979	Monday, 30 March 2015	4,687.40		1,019 Units

979				
Avanteos Investments Limited ACN 096 259 979	Monday, 30 March 2015	3,862.95		849 Units
Avanteos Investments Limited ACN 096 259 979	Monday, 30 March 2015	8,776.95		1,929 Units
Avanteos Investments Limited ACN 096 259 979	Wednesday, 1 April 2015	7,042.37		1,541 Units
Avanteos Investments Limited ACN 096 259 979	Wednesday, 1 April 2015	4,071.87		891 Units
Avanteos Investments Limited ACN 096 259 979	Thursday, 2 April 2015	6,302.08		1,376 Units
Avanteos Investments Limited ACN 096 259 979	Wednesday, 8 April 2015	9,422.05		2,035 Units
Avanteos Investments Limited ACN 096 259 979	Thursday, 9 April 2015	49,887.53		10,637 Units
Avanteos Investments Limited ACN 096 259 979	Friday, 10 April 2015	9,442.40		2,035 Units
Avanteos Investments Limited ACN 096 259 979	Monday, 13 April 2015	2,430.47		521 Units
Avanteos Investments Limited ACN 096 259 979	Tuesday, 14 April 2015	10,960.49		2,347 Units
Avanteos Investments Limited ACN 096 259 979	Wednesday, 15 April 2015	12,625.48		2,692 Units
Avanteos Investments Limited ACN 096 259 979	Tuesday, 21 April 2015	6,719.44		1,456 Units
Avanteos Investments Limited ACN 096 259 979	Tuesday, 21 April 2015	8,892.69		1,929 Units
Avanteos Investments Limited ACN 096 259 979	Wednesday, 22 April 2015	2,125.21		461 Units

Avanteos Investments Limited ACN 096 259 979	Wednesday, 22 April 2015	9,399.34		2,059 Units
Avanteos Investments Limited ACN 096 259 979	Thursday, 23 April 2015	938.75		207 Units
Avanteos Investments Limited ACN 096 259 979	Friday, 24 April 2015	3,168.80		680 Units
Avanteos Investments Limited ACN 096 259 979	Tuesday, 28 April 2015	640.10		139 Units
Avanteos Investments Limited ACN 096 259 979	Tuesday, 28 April 2015	6,771.00		1,464 Units
Avanteos Investments Limited ACN 096 259 979	Monday, 11 May 2015	1,492.05		343 Units
Avanteos Investments Limited ACN 096 259 979	Wednesday, 13 May 2015	9,321.78		2,109 Units
Avanteos Investments Limited ACN 096 259 979	Wednesday, 13 May 2015	3,942.32		897 Units
Avanteos Investments Limited ACN 096 259 979	Wednesday, 13 May 2015	9,428.58		2,138 Units
Avanteos Investments Limited ACN 096 259 979	Monday, 19 January 2015	4,616.52		1,054 Units
Avanteos Investments Limited ACN 096 259 979	Tuesday, 20 January 2015	14,250.60		3,276 Units
Avanteos Investments Limited ACN 096 259 979	Tuesday, 20 January 2015	11,668.32		2,701 Units
Avanteos Investments Limited ACN 096 259 979	Thursday, 22 January 2015	27,559.56		6,321 Units
Avanteos Investments Limited ACN 096 259 979	Tuesday, 3 February 2015	9,565.56		2,084 Units
Avanteos Investments Limited ACN 096 259 979	Tuesday, 3 February	3,355.29		731 Units

979	2015			
Avanteos Investments Limited ACN 096 259 979	Tuesday, 10 February 2015	10,720.45		2,253 Units
Avanteos Investments Limited ACN 096 259 979	Monday, 16 February 2015	7,578.18		1,621 Units
Avanteos Investments Limited ACN 096 259 979	Tuesday, 17 February 2015	1,880.00		400 Units
Avanteos Investments Limited ACN 096 259 979	Thursday, 26 February 2015	4,996.90		1,070 Units
Avanteos Investments Limited ACN 096 259 979	Wednesday, 4 March 2015	3,367.00		700 Units
Avanteos Investments Limited ACN 096 259 979	Monday, 9 March 2015	1,000.00		234 Units
Avanteos Investments Limited ACN 096 259 979	Monday, 9 March 2015	2,500.00		295 Units
Avanteos Investments Limited ACN 096 259 979	Monday, 9 March 2015	1,000.00		236 Units
Avanteos Investments Limited ACN 096 259 979	Monday, 9 March 2015	1,000.00		71 Units
Avanteos Investments Limited ACN 096 259 979	Monday, 9 March 2015	2,500.00		190 Units
Avanteos Investments Limited ACN 096 259 979	Monday, 9 March 2015	1,000.00		236 Units
Avanteos Investments Limited ACN 096 259 979	Monday, 9 March 2015	2,500.00		351 Units
Avanteos Investments Limited ACN 096 259 979	Monday, 9 March 2015	1,000.00		236 Units
Avanteos Investments Limited ACN 096 259 979	Monday, 9 March 2015	1,000.00		20 Units

Avanteos Investments Limited ACN 096 259 979	Monday, 9 March 2015	1,000.00		188 Units
Avanteos Investments Limited ACN 096 259 979	Monday, 9 March 2015	2,500.00		174 Units
Avanteos Investments Limited ACN 096 259 979	Monday, 9 March 2015	1,000.00		189 Units
Avanteos Investments Limited ACN 096 259 979	Monday, 9 March 2015	1,000.00		236 Units
Avanteos Investments Limited ACN 096 259 979	Monday, 9 March 2015	1,000.00		204 Units
Avanteos Investments Limited ACN 096 259 979	Monday, 9 March 2015	2,500.00		232 Units
Avanteos Investments Limited ACN 096 259 979	Monday, 9 March 2015	2,500.00		97 Units
Avanteos Investments Limited ACN 096 259 979	Monday, 9 March 2015	1,000.00		236 Units
Avanteos Investments Limited ACN 096 259 979	Monday, 9 March 2015	1,000.00		188 Units
Avanteos Investments Limited ACN 096 259 979	Monday, 9 March 2015	2,500.00		484 Units
Avanteos Investments Limited ACN 096 259 979	Monday, 9 March 2015	1,000.00		166 Units
Avanteos Investments Limited ACN 096 259 979	Monday, 9 March 2015	1,000.00		236 Units
Avanteos Investments Limited ACN 096 259 979	Monday, 9 March 2015	1,000.00		236 Units
Avanteos Investments Limited ACN 096 259 979	Monday, 9 March 2015	5,000.00		238 Units
Avanteos Investments Limited ACN 096 259 979	Monday, 9 March 2015	1,000.00		236 Units

979				
Avanteos Investments Limited ACN 096 259 979	Monday, 9 March 2015	2,500.00		288 Units
Avanteos Investments Limited ACN 096 259 979	Monday, 9 March 2015	1,000.00		236 Units
Avanteos Investments Limited ACN 096 259 979	Monday, 9 March 2015	1,000.00		236 Units
Avanteos Investments Limited ACN 096 259 979	Monday, 9 March 2015	2,500.00		195 Units
Avanteos Investments Limited ACN 096 259 979	Monday, 9 March 2015	1,000.00		227 Units
Avanteos Investments Limited ACN 096 259 979	Monday, 9 March 2015	2,500.00		237 Units
Avanteos Investments Limited ACN 096 259 979	Monday, 9 March 2015	1,000.00		236 Units
Avanteos Investments Limited ACN 096 259 979	Monday, 9 March 2015	1,000.00		236 Units
Avanteos Investments Limited ACN 096 259 979	Monday, 9 March 2015	1,000.00		183 Units
Avanteos Investments Limited ACN 096 259 979	Monday, 9 March 2015	1,218.24		288 Units
Avanteos Investments Limited ACN 096 259 979	Monday, 9 March 2015	998.28		236 Units
Avanteos Investments Limited ACN 096 259 979	Monday, 9 March 2015	824.85		195 Units
Avanteos Investments Limited ACN 096 259 979	Monday, 9 March 2015	960.21		227 Units
Avanteos Investments Limited ACN 096 259 979	Monday, 9 March 2015	1,002.51		237 Units

Avanteos Investments Limited ACN 096 259 979	Monday, 9 March 2015	998.28		236 Units
Avanteos Investments Limited ACN 096 259 979	Monday, 9 March 2015	1,247.85		295 Units
Avanteos Investments Limited ACN 096 259 979	Monday, 9 March 2015	998.28		236 Units
Avanteos Investments Limited ACN 096 259 979	Monday, 9 March 2015	989.82		234 Units
Avanteos Investments Limited ACN 096 259 979	Monday, 9 March 2015	300.33		71 Units
Avanteos Investments Limited ACN 096 259 979	Monday, 9 March 2015	803.70		190 Units
Avanteos Investments Limited ACN 096 259 979	Monday, 9 March 2015	998.28		236 Units
Avanteos Investments Limited ACN 096 259 979	Monday, 9 March 2015	1,514.34		358 Units
Avanteos Investments Limited ACN 096 259 979	Monday, 9 March 2015	1,218.24		288 Units
Avanteos Investments Limited ACN 096 259 979	Monday, 9 March 2015	10,088.55		2,385 Units
Avanteos Investments Limited ACN 096 259 979	Monday, 9 March 2015	1,484.73		351 Units
Avanteos Investments Limited ACN 096 259 979	Monday, 9 March 2015	998.28		236 Units
Avanteos Investments Limited ACN 096 259 979	Monday, 9 March 2015	84.60		20 Units
Avanteos Investments Limited ACN 096 259 979	Monday, 9 March 2015	795.24		188 Units
Avanteos Investments Limited ACN 096 259	Monday, 9 March 2015	736.02		174 Units

979				
Avanteos Investments Limited ACN 096 259 979	Monday, 9 March 2015	799.47		189 Units
Avanteos Investments Limited ACN 096 259 979	Monday, 9 March 2015	998.28		236 Units
Avanteos Investments Limited ACN 096 259 979	Monday, 9 March 2015	862.92		204 Units
Avanteos Investments Limited ACN 096 259 979	Monday, 9 March 2015	981.36		232 Units
Avanteos Investments Limited ACN 096 259 979	Monday, 9 March 2015	410.31		97 Units
Avanteos Investments Limited ACN 096 259 979	Monday, 9 March 2015	998.28		236 Units
Avanteos Investments Limited ACN 096 259 979	Monday, 9 March 2015	795.24		188 Units
Avanteos Investments Limited ACN 096 259 979	Monday, 9 March 2015	1,531.26		362 Units
Avanteos Investments Limited ACN 096 259 979	Monday, 9 March 2015	2,047.32		484 Units
Avanteos Investments Limited ACN 096 259 979	Monday, 9 March 2015	2,347.65		555 Units
Avanteos Investments Limited ACN 096 259 979	Monday, 9 March 2015	4,026.96		952 Units
Avanteos Investments Limited ACN 096 259 979	Monday, 9 March 2015	2,698.74		638 Units
Avanteos Investments Limited ACN 096 259 979	Monday, 9 March 2015	2,466.09		583 Units
Avanteos Investments Limited ACN 096 259 979	Monday, 9 March 2015	2,863.71		677 Units

Avanteos Investments Limited ACN 096 259 979	Monday, 9 March 2015	2,411.10		570 Units
Avanteos Investments Limited ACN 096 259 979	Monday, 9 March 2015	702.18		166 Units
Avanteos Investments Limited ACN 096 259 979	Monday, 9 March 2015	998.28		236 Units
Avanteos Investments Limited ACN 096 259 979	Monday, 9 March 2015	998.28		236 Units
Avanteos Investments Limited ACN 096 259 979	Monday, 9 March 2015	4,018.50		950 Units
Avanteos Investments Limited ACN 096 259 979	Monday, 9 March 2015	1,188.63		281 Units
Avanteos Investments Limited ACN 096 259 979	Monday, 9 March 2015	2,275.74		538 Units
Avanteos Investments Limited ACN 096 259 979	Monday, 9 March 2015	1,133.64		268 Units
Avanteos Investments Limited ACN 096 259 979	Monday, 9 March 2015	998.28		236 Units
Avanteos Investments Limited ACN 096 259 979	Monday, 9 March 2015	774.09		183 Units
Avanteos Investments Limited ACN 096 259 979	Monday, 9 March 2015	1,493.19		353 Units
Avanteos Investments Limited ACN 096 259 979	Monday, 9 March 2015	1,328.22		314 Units
Avanteos Investments Limited ACN 096 259 979	Monday, 9 March 2015	998.28		236 Units
Avanteos Investments Limited ACN 096 259 979	Monday, 9 March 2015	1,006.74		238 Units
Avanteos Investments Limited ACN 096 259 979	Monday, 9 March 2015	998.28		236 Units

979				
Avanteos Investments Limited ACN 096 259 979	Monday, 9 March 2015	3,354.39		793 Units
Avanteos Investments Limited ACN 096 259 979	Monday, 9 March 2015	1,429.74		338 Units
Avanteos Investments Limited ACN 096 259 979	Monday, 9 March 2015	1,467.81		347 Units
Avanteos Investments Limited ACN 096 259 979	Monday, 9 March 2015	3,049.83		721 Units
Avanteos Investments Limited ACN 096 259 979	Monday, 23 March 2015	19,490.90		4,147 Units
Avanteos Investments Limited ACN 096 259 979	Tuesday, 24 March 2015	9,225.60		1,984 Units
Avanteos Investments Limited ACN 096 259 979	Wednesday, 25 March 2015	5,891.58		1,278 Units
Avanteos Investments Limited ACN 096 259 979	Wednesday, 25 March 2015	7,887.71		1,711 Units
Avanteos Investments Limited ACN 096 259 979	Friday, 27 March 2015	6,448.95		1,405 Units
Avanteos Investments Limited ACN 096 259 979	Monday, 30 March 2015	8,996.88		1,973 Units
Avanteos Investments Limited ACN 096 259 979	Wednesday, 8 April 2015	63,477.30		13,710 Units
Avanteos Investments Limited ACN 096 259 979	Friday, 10 April 2015	14,996.48		3,232 Units
Avanteos Investments Limited ACN 096 259 979	Monday, 13 April 2015	8,238.88		1,768 Units
Avanteos Investments Limited ACN 096 259 979	Monday, 13 April 2015	6,915.44		1,484 Units


Avanteos Investments Limited ACN 096 259 979	Wednesday, 15 April 2015	6,002.08		1,288 Units
Avanteos Investments Limited ACN 096 259 979	Thursday, 16 April 2015	5,011.44		1,064 Units
Avanteos Investments Limited ACN 096 259 979	Friday, 17 April 2015	4,199.71		911 Units
Avanteos Investments Limited ACN 096 259 979	Tuesday, 21 April 2015	4,656.10		1,010 Units
Avanteos Investments Limited ACN 096 259 979	Tuesday, 21 April 2015	4,998.84		1,082 Units
Avanteos Investments Limited ACN 096 259 979	Tuesday, 12 May 2015	23,378.32		5,362 Units
Avanteos Investments Limited ACN 096 259 979	Friday, 15 May 2015	5,057.16		1,139 Units

Realindex Investments Pty Limited ACN 133 312 017

Holder of relevant interest	Date of acquisition	Consideration Cash	Consideration Non-Cash	Class and number of securities
Realindex Investments Pty Limited ACN 133 312 017	Tuesday, 20 January 2015	87,837.75		20,475 Units
Realindex Investments Pty Limited ACN 133 312 017	Tuesday, 27 January 2015	48,015.04		10,576 Units
Realindex Investments Pty Limited ACN 133 312 017	Tuesday, 17 February 2015	15,000.00		3,546 Units
Realindex Investments Pty Limited ACN 133 312 017	Tuesday, 21 April 2015	97,211.07		21,087 Units

Annexure C

This is annexure C referred to in Form 603, Notice of initial substantial holder dated **21/05/2015**



Carla Collingwood Company Secretary Dated the 22 May 2015

Commonwealth Bank of Australia will, if requested by the company or responsible entity to whom this form must be given or by the Australian Securities and Investments Commission (ASIC), give a copy of one or more of the following agreements to the company, responsible entity or ASIC (as appropriate).

Citigroup Global Markets Australia Pty Ltd

Type of agreement:	Australian Master Securities Lending Agreement
Parties to agreement:	(1) Commonwealth Bank of Australia and (2) Citigroup Global Markets Australia Pty Ltd
Can the parties exercise voting rights attaching to the securities?	Yes
If yes in what circumstances?	In limited circumstances where a number of conditions are met and voting is administratively possible CBA may be required to exercise voting rights as instructed by the lender.
Date on which the securities were (or are) expected to be delivered to the borrower or its nominee (ie borrow date):	The dates indicated in Annexure B on which securities were borrowed.
Scheduled date (if any) when the securities are expected to be returned to the borrower or its nominee (ie return date):	Any particular day.
Does the borrower have the right to return the securities early? [Yes/No]	Yes
If yes in which circumstances?	At any time subject to giving notice.
Does the lender have the right to recall the securities early (ie before the scheduled return date)? [Yes/No]	Yes
If yes in which circumstances?	At any time subject to giving notice.
Are there circumstances in which the borrower will not be required to return the securities on settlement? [Yes/No]	No
If yes in which circumstances?	N/A

Barclays Capital Securities Ltd

Type of agreement:	Global Master Securities Lending Agreement
--------------------	--

Parties to agreement:	(1) Commonwealth Bank of Australia and (2) Barclays Capital Securities Ltd
Can the parties exercise voting rights attaching to the securities?	No
If yes in what circumstances?	N/A
Date on which the securities were (or are) expected to be delivered to the borrower or its nominee (ie borrow date):	The dates indicated in Annexure B on which securities were borrowed.
Scheduled date (if any) when the securities are expected to be returned to the borrower or its nominee (ie return date):	Any particular day.
Does the borrower have the right to return the securities early? [Yes/No]	Yes
If yes in which circumstances?	At any time subject to giving notice.
Does the lender have the right to recall the securities early (ie before the scheduled return date)? [Yes/No]	Yes
If yes in which circumstances?	At any time subject to giving notice.
Are there circumstances in which the borrower will not be required to return the securities on settlement? [Yes/No]	No
If yes in which circumstances?	N/A

Merrill Lynch Equities Australia Limited

Type of agreement:	Australian Master Securities Lending Agreement
Parties to agreement:	(1) Commonwealth Bank of Australia and (2) Merrill Lynch Equities (Australia) Limited
Can the parties exercise voting rights attaching to the securities?	No
If yes in what circumstances?	N/A
Date on which the securities were (or are) expected to be delivered to the borrower or its nominee (ie borrow date):	The dates indicated in Annexure B on which securities were borrowed.
Scheduled date (if any) when the securities are expected to be returned to the borrower or its nominee (ie return date):	Any particular day.
Does the borrower have the right to return the securities early? [Yes/No]	Yes
If yes in which circumstances?	At any time subject to giving notice.

Does the lender have the right to recall the securities early (ie before the scheduled return date)? [Yes/No]	Yes
If yes in which circumstances?	At any time subject to giving notice.
Are there circumstances in which the borrower will not be required to return the securities on settlement? [Yes/No]	No
If yes in which circumstances?	N/A

Citigroup Global Markets Limited (Agreement 4)

Type of agreement:	Australian Master Securities Lending Agreement
Parties to agreement:	(1) Citigroup Global Markets Limited; and (2) Colonial First State Investments Limited
Can the parties exercise voting rights attaching to the securities?	No
If yes in what circumstances?	N/A
Date on which the securities were (or are) expected to be delivered to the borrower or its nominee (ie borrow date):	The dates indicated in Annexure B on which securities were borrowed.
Scheduled date (if any) when the securities are expected to be returned to the borrower or its nominee (ie return date):	Any particular day.
Does the borrower have the right to return the securities early? [Yes/No]	Yes
If yes in which circumstances?	At any time subject to giving notice.
Does the lender have the right to recall the securities early (ie before the scheduled return date)? [Yes/No]	Yes
If yes in which circumstances?	At any time subject to giving notice.
Are there circumstances in which the borrower will not be required to return the securities on settlement? [Yes/No]	No
If yes in which circumstances?	N/A