

FORM 603

Corporations Act 2001

Section 671B

Notice of initial substantial holder**To: Company Name/Scheme: ALUMINA LIMITED**ACN/ARSN: **004 820 419****1. Details of substantial holder**

Name: Commonwealth Bank of Australia ACN 123 123 124 (CBA) and its related bodies corporate listed in annexure A

The holder became a substantial holder on: **05/06/2015****2. Details of voting power**

The total number of votes attached to all the voting shares in the company or voting interests in the scheme that the substantial holder or an associate had a relevant interest in on the date the substantial holder became a substantial holder are as follows.

Class of securities	Number of securities	Person's votes	Voting power (%)
Fully Paid ordinary shares	86,833,182	86,833,182	3.09

For the Securities (if any) listed below see NOTE 1 at the end of this form

Class of securities	Number of securities	Person's votes	Voting power (%)
Fully Paid ordinary shares	58,125,688	58,125,688	2.07

Class of securities	Number of securities	Person's votes	Voting power (%)
GRAND TOTAL Fully paid ordinary shares	144,958,870	144,958,870	5.16

3. Details of relevant interests

The nature of the relevant interest the substantial holder or an associate had in the following voting securities on the date the substantial holder became a substantial holder are as follows:

Holder of relevant interest	Nature of relevant interest	Class and number of securities
CBA Equities Limited ACN 003 485 952	<p>Relevant interest under paragraph 608(1)(b) and/or 608(1)(c) of the Corporations Act 2001 (Cth), being a relevant interest arising as a result of having the power to control the exercise of the right to vote attached to securities and/or to control the exercise of the power to dispose of securities in a proprietary capacity (including as a result of underwriting activities), but where the securities are held by a nominee or custodian for CBAE. In addition, if any OTC derivatives, warrants or other securities (other than ordinary shares or ordinary units (as applicable)) are referred to below in this row, the relevant interest in respect of those securities arises under subsection 608(8) being an accelerated relevant interest held in the same capacity.</p> <p>Nature of relevant interest derived from; ordinary shares 15,736,322</p>	<p>15,736,322 Fully paid ordinary shares</p> <p>(including 3,500,000 borrowed from Citigroup Global Markets Australia Pty Ltd, see Annexure C)</p>
Avanteos Investments Limited ACN 096 259 979	<p>Relevant interest under paragraph 608(1)(a), 608(1)(b) and 608(1)(c) of the Corporations Act 2001 (Cth), being a relevant interest arising as a result of being the registered holder of the relevant securities in its capacity as a superannuation trustee. In addition, if any OTC derivatives, warrants or other securities (other than ordinary shares or ordinary units (as applicable)) are referred to below in this row, the relevant interest in respect of those securities arises under subsection 608(8) being an accelerated relevant interest held in the same capacity.</p> <p>Nature of relevant interest derived from; ordinary shares 2,004,082</p>	<p>2,004,082 Fully paid ordinary shares</p>
Colonial First State Investments Limited (Note 1) ACN 002 348 352	<p>Relevant interest under paragraph 608(1)(b) and/or 608(1)(c) of the Corporations Act 2001 (Cth), being a relevant interest arising from having the residual power to control the exercise of the right to vote attached to securities and/or to control the exercise of the power to dispose of securities in its capacity as a responsible entity of a managed investment scheme (which managed investment scheme is not managed by either Colonial First State Investments Limited or a related body corporate). In addition, if any OTC derivatives, warrants or other securities (other than ordinary shares or ordinary units (as applicable)) are referred to below in this row, the relevant interest in respect of those securities arises under subsection 608(8) being a residual accelerated relevant interest held in the same capacity. Colonial First State Investments Limited has authorised the manager of each such managed investment scheme to exercise the powers referred to in paragraph 608(1)(b) and/or 608(1)(c) of the Corporations Act 2001 (Cth) in relation to those</p>	<p>58,125,688 Fully paid ordinary shares</p> <p>(including 292,541 borrowed from Citigroup Global Markets Limited (Agreement 1), see Annexure C)</p>

	<p>securities managed by the manager to the exclusion of Colonial First State Investments Limited except for provisions allowing Colonial First State Investments Limited to terminate the agreement with the manager or to exercise those powers where the agreement is terminated.</p> <p>Nature of relevant interest derived from; ordinary shares 58,125,688</p>	
<p>Acadian Asset Management (Australia) Limited ACN 114 200 127</p>	<p>Relevant interest under paragraph 608(1)(b) and/or 608(1)(c) of the Corporations Act 2001 (Cth), being a relevant interest arising from having the power to control the exercise of the right to vote attached to securities and/or to control the exercise of the power to dispose of securities in its capacity as investment manager, as provided for under its investment mandates. In addition, if any OTC derivatives, warrants or other securities (other than ordinary shares or ordinary units (as applicable)) are referred to below in this row, the relevant interest in respect of those securities arises under subsection 608(8) being an accelerated relevant interest held in the same capacity.</p> <p>Nature of relevant interest derived from; ordinary shares 1,227,386</p>	<p>1,227,386 Fully paid ordinary shares (including 494,608 borrowed from UBS AG (Agreement 3), see Annexure C) (including 732,778 borrowed from UBS AG (Agreement 1), see Annexure C)</p>
<p>Realindex Investments Pty Limited ACN 133 312 017</p>	<p>Relevant interest under paragraph 608(1)(b) and/or 608(1)(c) of the Corporations Act 2001 (Cth), being a relevant interest arising from having the power to control the exercise of the right to vote attached to securities and/or to control the exercise of the power to dispose of securities in its capacity as investment manager, as provided for under its investment mandates. In addition, if any OTC derivatives, warrants or other securities (other than ordinary shares or ordinary units (as applicable)) are referred to below in this row, the relevant interest in respect of those securities arises under subsection 608(8) being an accelerated relevant interest held in the same capacity.</p> <p>Nature of relevant interest derived from; ordinary shares 2,432,186</p>	<p>2,432,186 Fully paid ordinary shares</p>
<p>Commonwealth Bank Officers Superannuation Corporation Pty Limited ACN 074 519 798</p>	<p>Relevant interest under paragraph 608(1)(b) and/or 608(1)(c) of the Corporations Act 2001 (Cth), being a relevant interest arising from having the power to control the exercise of the right to vote attached to securities and/or to control the exercise of the power to dispose of securities in its capacity as trustee for the Officers' Superannuation Fund. In addition, if any OTC derivatives, warrants or other securities (other than ordinary shares or ordinary units (as applicable)) are referred to below in this row, the relevant interest in respect of those securities arises under subsection 608(8) being an accelerated relevant interest held in the same capacity.</p> <p>Nature of relevant interest derived from;</p>	<p>1,417,359 Fully paid ordinary shares</p>

	ordinary shares 1,417,359	
Colonial First State Asset Management (Australia) Limited ACN 114 194 311	<p>Relevant interest under paragraph 608(1)(b) and/or 608(1)(c) of the Corporations Act 2001 (Cth), being a relevant interest arising from having the power to control the exercise of the right to vote attached to securities and/or to control the exercise of the power to dispose of securities in its capacity as investment manager (as provided for under its investment mandates). In addition, if any OTC derivatives, warrants or other securities (other than ordinary shares or ordinary units (as applicable)) are referred to below in this row, the relevant interest in respect of those securities arises under subsection 608(8) being an accelerated relevant interest held in the same capacity.</p> <p>Nature of relevant interest derived from; ordinary shares 64,015,847</p>	<p>64,015,847 Fully paid ordinary shares</p>
Colonial First State Investments Limited ACN 002 348 352	<p>Relevant interest under paragraph 608(1)(b) and/or 608(1)(c) of the Corporations Act 2001 (Cth), being a relevant interest arising from having the power to control the exercise of the right to vote attached to securities and/or to control the exercise of the power to dispose of securities in its capacity as a responsible entity of a managed investment scheme (which managed investment scheme is managed by Colonial First Statement Investments Limited or a related body corporate). In addition, if any OTC derivatives, warrants or other securities (other than ordinary shares or ordinary units (as applicable)) are referred to below in this row, the relevant interest in respect of those securities arises under subsection 608(8) being an accelerated relevant interest held in the same capacity.</p> <p>Nature of relevant interest derived from; ordinary shares 106,426,269</p>	<p>106,426,269 Fully paid ordinary shares</p> <p>(including 292,541 borrowed from Citigroup Global Markets Limited (Agreement 1), see Annexure C)</p> <p>(including 494,608 borrowed from UBS AG (Agreement 3), see Annexure C)</p> <p>(including 732,778 borrowed from UBS AG (Agreement 1), see Annexure C)</p>
Commonwealth Bank Officers Superannuation Corporation Pty Limited ACN 074 519 798	<p>Relevant interest under paragraph 608(1)(b) and/or 608(1)(c) of the Corporations Act 2001 (Cth), being a relevant interest arising from having the power to control the exercise of the right to vote attached to securities and/or to control the exercise of the power to dispose of securities in its capacity as trustee for the Officers' Superannuation Fund. In addition, if any OTC derivatives, warrants or other securities (other than ordinary shares or ordinary units (as applicable)) are referred to below in this row, the relevant interest in respect of those securities arises under subsection 608(8) being an accelerated relevant interest held in the same capacity.</p> <p>Nature of relevant interest derived from; ordinary shares 3,627,287</p>	<p>3,627,287 Fully paid ordinary shares</p>
Sovereign Services Limited ACN 969417	<p>Relevant interest under paragraph 608(1)(c) of the Corporations Act 2001 (Cth), being a relevant interest arising from having the power to control the exercise of the power to dispose of securities in its capacity as</p>	<p>144,568 Fully paid ordinary shares</p>

	<p>investment manager, as provided for under its investment mandates, or in its capacity as the provider of a discretionary investment management service.. In addition, if any OTC derivatives, warrants or other securities (other than ordinary shares or ordinary units (as applicable)) are referred to below in this row, the relevant interest in respect of those securities arises under subsection 608(8) being an accelerated relevant interest held in the same capacity.</p> <p>Nature of relevant interest derived from; ordinary shares 144,568</p>	
<p>ASB Group Investments Limited Company Number 533945</p>	<p>Relevant interest under paragraph 608(1)(b) and/or 608(1)(c) of the Corporations Act 2001 (Cth), being a relevant interest arising from having the power to control the exercise of the right to vote attached to securities and/or to control the exercise of the power to dispose of securities in its capacity as investment manager, as provided for under its investment mandates, as a life company holding statutory funds and as the responsible entity or manager of a managed investment scheme. In addition, if any OTC derivatives, warrants or other securities (other than ordinary shares or ordinary units (as applicable)) are referred to below in this row, the relevant interest in respect of those securities arises under subsection 608(8) being an accelerated relevant interest held in the same capacity.</p> <p>Nature of relevant interest derived from; ordinary shares 818,660</p>	<p>818,660 Fully paid ordinary shares</p>
<p>First State Investments (Hong Kong) Ltd ACN 206616</p>	<p>Relevant interest under paragraph 608(1)(b) and/or 608(1)(c) of the Corporations Act 2001 (Cth), being a relevant interest arising from having the power to control the exercise of the right to vote attached to securities and/or to control the exercise of the power to dispose of securities in its capacity as discretionary investment manager, as provided for under its investment mandates. In addition, if any OTC derivatives, warrants or other securities (other than ordinary shares or ordinary units (as applicable)) are referred to below in this row, the relevant interest in respect of those securities arises under subsection 608(8) being an accelerated relevant interest held in the same capacity.</p> <p>Nature of relevant interest derived from; ordinary shares 292,742</p>	<p>292,742 Fully paid ordinary shares</p>
<p>Colonial First State Investments Limited ACN 002 348 352</p>	<p>Relevant interest under paragraph 608(1)(b) and/or 608(1)(c) of the Corporations Act 2001 (Cth), being a relevant interest arising from having the power to control the exercise of the right to vote attached to securities and/or to control the exercise of the power to dispose of securities in its capacity as a responsible entity of a managed investment scheme (which managed investment scheme is managed by Colonial First Statement Investments Limited or a related body corporate). In addition, if any OTC derivatives, warrants or other securities (other than ordinary shares or</p>	<p>3,038,247 Fully paid ordinary shares</p>

	<p>ordinary units (as applicable)) are referred to below in this row, the relevant interest in respect of those securities arises under subsection 608(8) being an accelerated relevant interest held in the same capacity.</p> <p>Nature of relevant interest derived from; ordinary shares 3,038,247</p>	
<p>Colonial First State Investments Limited (Note 1) ACN 002 348 352</p>	<p>Relevant interest under paragraph 608(1)(b) and/or 608(1)(c) of the Corporations Act 2001 (Cth), being a relevant interest arising from having the residual power to control the exercise of the right to vote attached to securities and/or to control the exercise of the power to dispose of securities in its capacity as a responsible entity of a managed investment scheme (which managed investment scheme is not managed by either Colonial First State Investments Limited or a related body corporate). In addition, if any OTC derivatives, warrants or other securities (other than ordinary shares or ordinary units (as applicable)) are referred to below in this row, the relevant interest in respect of those securities arises under subsection 608(8) being a residual accelerated relevant interest held in the same capacity. Colonial First State Investments Limited has authorised the manager of each such managed investment scheme to exercise the powers referred to in paragraph 608(1)(b) and/or 608(1)(c) of the Corporations Act 2001 (Cth) in relation to those securities managed by the manager to the exclusion of Colonial First State Investments Limited except for provisions allowing Colonial First State Investments Limited to terminate the agreement with the manager or to exercise those powers where the agreement is terminated.</p> <p>Nature of relevant interest derived from; ordinary shares 59,353,074</p>	<p>59,353,074 Fully paid ordinary shares</p> <p>(including 292,541 borrowed from Citigroup Global Markets Limited (Agreement 1), see Annexure C)</p> <p>(including 494,608 borrowed from UBS AG (Agreement 3), see Annexure C)</p> <p>(including 732,778 borrowed from UBS AG (Agreement 1), see Annexure C)</p>
<p>The Colonial Mutual Life Assurance Society Limited ACN 004 021 809</p>	<p>Relevant interest under paragraph 608(1)(a), 608(1)(b) and/or 608(1)(c) of the Corporations Act 2001 (Cth), being a relevant interest arising from holding securities, having the power to control the exercise of the right to vote attached to securities and/or to control the exercise of the power to dispose of securities in a proprietary capacity as a life insurance company. Statutory fund holdings are held by external custodians and voted by the relevant investment manager, so CMLA's relevant interest is qualified accordingly. In addition, if any OTC derivatives, warrants or other securities (other than ordinary shares or ordinary units (as applicable)) are referred to below in this row, the relevant interest in respect of those securities arises under subsection 608(8) being an accelerated relevant interest held in the same capacity.</p> <p>Nature of relevant interest derived from; ordinary shares 4,173,837</p>	<p>4,173,837 Fully paid ordinary shares</p>
<p>Colonial First State Asset Management (Australia) Limited ACN 114 194 311</p>	<p>Relevant interest under paragraph 608(1)(b) and/or 608(1)(c) of the Corporations Act 2001 (Cth), being a</p>	<p>50,687,369 Fully paid ordinary shares</p>

	<p>relevant interest arising from having the power to control the exercise of the right to vote attached to securities and/or to control the exercise of the power to dispose of securities in its capacity as investment manager (as provided for under its investment mandates). In addition, if any OTC derivatives, warrants or other securities (other than ordinary shares or ordinary units (as applicable)) are referred to below in this row, the relevant interest in respect of those securities arises under subsection 608(8) being an accelerated relevant interest held in the same capacity.</p> <p>Nature of relevant interest derived from; ordinary shares 50,687,369</p>	
<p>First State Investments (Singapore) ACN 196900420D</p>	<p>Relevant interest under paragraph 608(1)(b) and/or 608(1)(c) of the Corporations Act 2001 (Cth), being a relevant interest arising from having the power to control the exercise of the right to vote attached to securities and/or to control the exercise of the power to dispose of securities in its capacity as discretionary investment manager, as provided for under its investment mandates. In addition, if any OTC derivatives, warrants or other securities (other than ordinary shares or ordinary units (as applicable)) are referred to below in this row, the relevant interest in respect of those securities arises under subsection 608(8) being an accelerated relevant interest held in the same capacity.</p> <p>Nature of relevant interest derived from; ordinary shares 444,131</p>	<p>444,131 Fully paid ordinary shares</p>
<p>First State Investment Management (UK) Limited ACN SC0 477 08</p>	<p>Relevant interest under paragraph 608(1)(b) and/or 608(1)(c) of the Corporations Act 2001 (Cth), being a relevant interest arising from having the power to control the exercise of the right to vote attached to securities and/or to control the exercise the power to dispose of securities in its capacity as discretionary investment manager, as provided for under its investment mandates. In addition, if any OTC derivatives, warrants or other securities (other than ordinary shares or ordinary units (as applicable)) are referred to below in this row, the relevant interest in respect of those securities arises under subsection 608(8) being an accelerated relevant interest held in the same capacity.</p> <p>Nature of relevant interest derived from; ordinary shares 2,206,365</p>	<p>2,206,365 Fully paid ordinary shares</p>

4. Details of present registered holders

The persons registered as holders of the securities referred to in paragraph 3 above are as follows

Holder of relevant interest	Registered holder of securities	Person entitled to be registered as holder	Class and number of securities
CBA Equities Limited ACN 003 485 952	Share Direct Nominees Pty Limited		6,036,322 Fully paid ordinary shares
CBA Equities Limited ACN 003 485 952	SBN Nominees Pty Limited		9,700,000 Fully paid ordinary shares
Avanteos Investments Limited ACN 096 259 979	Avanteos Investments Limited		2,004,082 Fully paid ordinary shares
Colonial First State Investments Limited (Note 1) ACN 002 348 352	Citicorp Nominees Pty Limited (Australia)		24,163,838 Fully paid ordinary shares
Colonial First State Investments Limited (Note 1) ACN 002 348 352	Citibank N A Hong Kong		33,961,850 Fully paid ordinary shares
Acadian Asset Management (Australia) Limited ACN 114 200 127	UBS Nominees Pty Ltd		1,227,386 Fully paid ordinary shares
Realindex Investments Pty Limited ACN 133 312 017	National Bank Nominees Pty Limited		236,823 Fully paid ordinary shares
Realindex Investments Pty Limited ACN 133 312 017	Citibank N A Hong Kong		2,195,363 Fully paid ordinary shares
Commonwealth Bank Officers Superannuation Corporation Pty Limited ACN 074 519 798	Citicorp Nominees Pty Limited (Australia)		1,417,359 Fully paid ordinary shares
Colonial First State Asset Management (Australia) Limited ACN 114 194 311	Nomura Bank (Luxembourg) S.A.		1,703,237 Fully paid ordinary shares
Colonial First State Asset Management (Australia) Limited ACN 114 194 311	HSBC UK		292,742 Fully paid ordinary shares
Colonial First State Asset Management (Australia) Limited ACN 114 194 311	Brown Brothers Harriman		255,238 Fully paid ordinary shares
Colonial First State Asset Management (Australia) Limited ACN 114 194 311	Goldman Sachs (Asia) L.L.C		155,513 Fully paid ordinary shares
Colonial First State Asset Management (Australia) Limited ACN 114 194 311	National Bank Nominees Pty Limited		1,588,384 Fully paid ordinary shares

Colonial First State Asset Management (Australia) Limited ACN 114 194 311	JPMorgan (UK)		3,728,925 Fully paid ordinary shares
Colonial First State Asset Management (Australia) Limited ACN 114 194 311	BNP Paribas Securities		2,772,257 Fully paid ordinary shares
Colonial First State Asset Management (Australia) Limited ACN 114 194 311	Citicorp Nominees Pty Limited (Australia)		28,233,724 Fully paid ordinary shares
Colonial First State Asset Management (Australia) Limited ACN 114 194 311	State Street Global Services		2,206,365 Fully paid ordinary shares
Colonial First State Asset Management (Australia) Limited ACN 114 194 311	Citigroup Prime Broker		46,046 Fully paid ordinary shares
Colonial First State Asset Management (Australia) Limited ACN 114 194 311	State Street Global Advisors (Australia) Limited		444,131 Fully paid ordinary shares
Colonial First State Asset Management (Australia) Limited ACN 114 194 311	Citibank N A London		2,973,580 Fully paid ordinary shares
Colonial First State Asset Management (Australia) Limited ACN 114 194 311	Citibank N A Hong Kong		19,615,705 Fully paid ordinary shares

5. Consideration

The consideration paid for each relevant interest referred to in paragraph 3 above, and acquired in the four months prior to the day that the substantial holder became a substantial holder is as follows:

Holder of relevant interest	Date of acquisition	Consideration-Cash	Consideration-Non-Cash	Class and number of securities
See annexure B to this notice				

6. Associates

The reasons the persons named in paragraph 3 above are associates of the substantial holder are as follows:

Name and ACN/ARSN (if applicable)	Nature of association
ASB Group Investments Limited Company Number 533945	An indirect wholly-owned subsidiary, and therefore related body corporate, of Commonwealth Bank of Australia
First State Investments (Hong Kong) Ltd ACN 206616	An indirect wholly-owned subsidiary, and therefore related body corporate, of Commonwealth Bank of Australia
CBA Equities Limited ACN 003 485 952	An indirect wholly-owned subsidiary, and therefore related body corporate, of Commonwealth Bank of Australia
Commonwealth Bank Officers Superannuation Corporation Pty Limited ACN 074 519 798	A direct wholly-owned subsidiary, and therefore related body corporate, of Commonwealth Bank of Australia
Acadian Asset Management (Australia) Limited ACN 114 200 127	An indirect partly-owned subsidiary of Commonwealth Bank of Australia which it controls.
Colonial First State Asset Management (Australia) Limited ACN 114 194 311	An indirect wholly-owned subsidiary, and therefore related body corporate, of Commonwealth Bank of Australia
First State Investment Management (UK) Limited ACN SC0 477 08	An indirect wholly-owned subsidiary, and therefore related body corporate, of Commonwealth Bank of Australia
Avanteos Investments Limited ACN 096 259 979	An indirect wholly-owned subsidiary, and therefore related body corporate, of Commonwealth Bank of Australia
Realindex Investments Pty Limited ACN 133 312 017	An indirect wholly-owned subsidiary, and therefore related body corporate, of Commonwealth Bank of Australia
First State Investments (Singapore) ACN 196900420D	An indirect wholly-owned subsidiary, and therefore related body corporate, of Commonwealth Bank of Australia
Colonial First State Investments Limited ACN 002 348 352	An indirect wholly-owned subsidiary, and therefore related body corporate, of Commonwealth Bank of Australia
Sovereign Services Limited ACN 969417	An indirect wholly-owned subsidiary, and therefore related body corporate, of Commonwealth Bank of Australia
The Colonial Mutual Life Assurance Society Limited ACN 004 021 809	An indirect wholly-owned subsidiary, and therefore related body corporate, of Commonwealth Bank of Australia

7. Addresses

The addresses of persons named in this form are as follows:

Name	Address
ASB Group Investments Limited Company Number 533945	Level 2, ASB North Wharf, 12 Jellicoe Street, Auckland, 1010 , New Zealand
First State Investments (Hong Kong) Ltd ACN 206616	6th Floor, Three Exchange Square, 8 Connaught Place, Central, Hong Kong
CBA Equities Limited ACN 003 485 952	Ground Floor Tower 1, 201 Sussex Street, Sydney, NSW, 2000, Australia
Commonwealth Bank Officers Superannuation Corporation Pty Limited ACN 074 519 798	Level 11 Tower 1, 201 Sussex St Sydney NSW 2001
Acadian Asset Management (Australia) Limited ACN 114 200 127	'Australia Square' Suite 2, Level 40, 264-278 George Street, Sydney, 2000, Australia
Colonial First State Asset Management (Australia) Limited ACN 114 194 311	Ground Floor Tower 1, 201 Sussex Street, Sydney, NSW, 2000, Australia
First State Investment Management (UK) Limited ACN SC0 477 08	23 St Andrew Square Edinburgh EH2 1BB
Avanteos Investments Limited ACN 096 259 979	Ground Floor Tower 1, 201 Sussex Street, Sydney, NSW, 2000, Australia
Realindex Investments Pty Limited ACN 133 312 017	Ground Floor Tower 1, 201 Sussex Street, Sydney, NSW, 2000, Australia
First State Investments (Singapore) ACN 196900420D	1 Temasek Avenue, #17-01 Millenia Tower, SINGAPORE, 039192
Colonial First State Investments Limited ACN 002 348 352	Ground Floor Tower 1, 201 Sussex Street, Sydney, NSW, 2000, Australia
Sovereign Services Limited ACN 969417	Level 2, ASB North Wharf, 12 Jellicoe Street, Auckland, 1010 , New Zealand
The Colonial Mutual Life Assurance Society Limited ACN 004 021 809	Ground Floor Tower 1, 201 Sussex Street, Sydney, NSW, 2000, Australia

8. Signature

NOTE 1--(This note is relevant to section 2,3,4 and 5)

The relevant interests in these securities:

- a) are/were held by Colonial First State Investments Limited (CFS) as responsible entity of the specified registered managed investment schemes and relate(d) to holdings in connection with the Colonial First State First Choice product range. Decisions to buy/sell those securities and exercise voting rights in relation to those securities are made by managers to whom CFS has outsourced those functions. By instrument dated 29 October 2001 the Australian Securities and Investments Commission ("ASIC") has granted certain relief to CFS and its related bodies corporate for these holdings from the applicable provisions of Chapter 6 of the Corporations Act in relation to the acquisition of or increase in voting power of such securities (the Manager Relief). These managers are not associates of, other than by virtue of an agreement in accordance with the terms of the Manager Relief, the Commonwealth Bank of Australia group; or
- b) are/were held by or for the benefit of specified index funds where the funds have an objective of maintaining a portfolio tracking error less than 0.5% per annum. ASIC has granted certain relief to CFS and its related bodies corporate for these holdings from the applicable provisions of Chapter 6 of the Corporations Act in relation to the acquisition of or increase in voting power of such securities.




Dated the 9 day of June 2015

Carla Collingwood-Company Secretary

Annexure A

This is annexure A referred to in Form 603, Notice of initial substantial holder dated 05/06/2015



Carla Collingwood

Company Secretary

Dated the 9 June 2015

SCHEDULE


ACADIAN ASSET MANAGEMENT (AUSTRALIA) LIMITED	CBA A320 5156 PTY LIMITED
ADVICE ESSENTIALS PTY LIMITED	CBA A320 5249 PTY LTD
AEGIS CORRECTIONAL PARTNERSHIP PTY LTD	CBA A320 5289 PTY LTD
AEGIS LIMITED	CBA A320 5638 PTY LTD
AHL HOLDINGS PTY LIMITED	CBA A320 AIRCRAFT NO1 PTY LTD
ALTONA V6 PTY LIMITED	CBA A330 1427 Pty Ltd
ASB BANK LIMITED	CBA A330 1453 PTY LIMITED
ASB CAPITAL LIMITED	CBA AIR A320 2714 PTY LTD
ASB CAPITAL LIMITED (NZX-ASBPA)	CBA AIR PTY LTD
ASB CAPITAL NO.2 LIMITED	CBA ASSET FINANCE (NZ) LIMITED
ASB CAPITAL NO.2 LIMITED (NZX-ASBPB)	CBA ASSET HOLDINGS (NZ) LIMITED
ASB FINANCE LIMITED	CBA B377 37091 PTY LTD
ASB FUNDING LIMITED	CBA CAPITAL AUSTRALIA (NO 2) PTY LIMITED
ASB GROUP (LIFE) LIMITED	CBA CAPITAL AUSTRALIA LIMITED
ASB GROUP INVESTMENTS LIMITED	CBA CAPITAL HOLDINGS INC.
ASB HOLDINGS LIMITED	CBA CAPITAL TRUST I
ASB MANAGEMENT SERVICES LIMITED	CBA CAPITAL TRUST II
ASB NOMINEES LIMITED	CBA CORPORATE SERVICES (NSW) PTY LIMITED
ASB SECURITIES LIMITED	CBA CORPORATE SERVICES (VIC) PTY LIMITED
ASKLEPIOS LIMITED	CBA EQUITIES LIMITED
ASPIRE SCHOOLS FINANCING (QLD) PTY LIMITED	CBA EUROPE LIMITED
ASPIRE SCHOOLS HOLDINGS (QLD) PTY LIMITED	CBA FUNDING (NZ) LIMITED
AUSIEX NOMINEES PTY LIMITED	CBA FUNDING HOLDINGS PTY LTD
AUSTRALIAN INVESTMENT EXCHANGE LIMITED	CBA FUNDING TRUST I
AVANTEOS INVESTMENTS LIMITED	CBA INTERNATIONAL FINANCE PTY. LIMITED
AVANTEOS PTY LTD	CBA INVESTMENTS (NO.4) LIMITED
BANK OF HANGZHOU CO. LTD	CBA INVESTMENTS PTY LIMITED (PENDING DEREGISTRATION)
BANKWEST FOUNDATION LIMITED	CBA IT CO PTY LIMITED
BDELTA VESSEL NO 1 PTY LTD	CBA MTE RAIL COMPANY PTY LIMITED
BDELTA VESSEL NO 2 PTY LTD	CBA NZ HOLDING LIMITED
BDELTA VESSEL NO 3 PTY LTD	CBA RAIL & TRAM COMPANY PTY LIMITED
BDELTA VESSEL NO 4 PTY LTD	CBA REAL ESTATE FUNDING (NZ) LIMITED
BOCOMMLIFE INSURANCE COMPANY LIMITED	CBA SA HOLDINGS PROPRIETARY LIMITED
BOND INVESTMENTS NO 1 LIMITED	CBA SERVICES SINGAPORE PTE LTD
BOND INVESTMENTS UK LIMITED	CBA SPECIALISED FINANCING PTY LIMITED
BURDEKIN INVESTMENTS LIMITED	CBA STAFF COMMUNITY FUND LIMITED
BW FINANCIAL ADVICE LIMITED	CBA USD FUNDING LIMITED
BW SECURITISATION MANAGEMENT PTY LTD	CBA USD INVESTMENTS PTY LIMITED
BWA GROUP SERVICES PTY LTD	CBFC LEASING PTY. LIMITED
BWA INTELLECTUAL PROPERTY HOLDINGS LIMITED	CBFC LIMITED
CABLE BEACH PTY LIMITED	CFS Newham Limited
CAPITAL 121 PTY LIMITED	CFSPA I EUROPE CO LIMITED (formerly known as CFSPA I MALTA CO LIMITED)
CARDS NZ LIMITED	CFSPA I EUROPE HOLDCO LIMITED (formerly known as CFSPA I MALTA HOLDCO LIMITED)
CBA (EUROPE) FINANCE LTD	CHRISTMAS BREAK PTY LTD
CBA A320 4077 PTY LTD	

CHULLORA EQUITY INVESTMENT (NO 1) PTY LIMITED
 CHULLORA EQUITY INVESTMENT (NO 2) PTY LIMITED
 CHULLORA EQUITY INVESTMENT (NO 3) PTY LIMITED
 CIPL ARARAT PTY LTD
 CIPL SA SCHOOLS PTY LTD
 CIPL SENTINEL HOLDINGS PTY LTD
 CIPL SENTINEL PTY LTD
 CISL (HAZELWOOD) PTY. LIMITED
 CITICORP NOMINEES PTY LTD AS CUSTODIAN FOR THE TRUSTEE OF COLONIAL FIRST STATE ACTIVE INFRASTRUCTURE INCOME FUND CM-SOMERTON PTY. LTD.
 CMG ASIA LIFE HOLDINGS LIMITED
 CMG ASIA PTY LTD
 COLLATERAL LEASING PTY LTD
 Colonial (UK) Trustees Limited
 COLONIAL FINANCE PTY LIMITED
 COLONIAL FIRST STATE ASSET MANAGEMENT (AUSTRALIA) LIMITED
 COLONIAL FIRST STATE GROUP LIMITED
 COLONIAL FIRST STATE INFRASTRUCTURE HOLDINGS LIMITED
 COLONIAL FIRST STATE INFRASTRUCTURE MANAGERS (AUSTRALIA) PTY LTD
 Colonial First State Investment Managers (UK) Limited
 COLONIAL FIRST STATE INVESTMENTS LIMITED
 COLONIAL FIRST STATE MANAGED INFRASTRUCTURE LIMITED
 COLONIAL HOLDING COMPANY LIMITED
 COLONIAL LGA HOLDINGS PTY LIMITED
 COLONIAL MUTUAL SUPERANNUATION PTY. LTD.
 COLONIAL SERVICES PTY LIMITED
 COMMBANK EUROPE LIMITED
 COMMBANK MANAGEMENT CONSULTING (ASIA) COMPANY LIMITED
 COMMBANK MANAGEMENT CONSULTING (SHANGHAI) COMPANY LIMITED
 COMMCAPITAL S.A.R.L
 COMMFOUNDATION PTY LIMITED
 COMMINTERNATIONAL LIMITED
 COMMONWEALTH AUSTRALIA SECURITIES LLC
 COMMONWEALTH BANK OF AUSTRALIA
 COMMONWEALTH BANK OF AUSTRALIA (CHENG'AN) COUNTY BANK CO. LTD.
 COMMONWEALTH BANK OF AUSTRALIA (CIXIAN) COUNTY BANK CO. LTD
 COMMONWEALTH BANK OF AUSTRALIA (DENG FENG) COUNTY BANK CO. LTD
 COMMONWEALTH BANK OF AUSTRALIA (HANDANXIAN) COUNTY BANK CO. LTD.
 COMMONWEALTH BANK OF AUSTRALIA (JIYUAN) COUNTY BANK CO. LTD
 COMMONWEALTH BANK OF AUSTRALIA (LANKAO) COUNTY BANK CO. LTD
 COMMONWEALTH BANK OF AUSTRALIA (LUANCHENG) COUNTY BANK CO. LTD
 COMMONWEALTH BANK OF AUSTRALIA (MIANCHI) COUNTY BANK CO. LTD
 COMMONWEALTH BANK OF AUSTRALIA (SHEXIAN) COUNTY BANK CO. LTD
 COMMONWEALTH BANK OF AUSTRALIA (UK) STAFF BENEFITS SCHEME TRUSTEE COMPANY LIMITED
 COMMONWEALTH BANK OF AUSTRALIA (WEIXIAN) COUNTY BANK CO. LTD.
 COMMONWEALTH BANK OF AUSTRALIA (WENXIAN) COUNTY BANK CO. LTD
 COMMONWEALTH BANK OF AUSTRALIA (XINJI) COUNTY BANK CO. LTD
 COMMONWEALTH BANK OF AUSTRALIA (YICHUAN) COUNTY BANK CO. LTD
 COMMONWEALTH BANK OF AUSTRALIA (YONGCHENG) COUNTY BANK CO. LTD
 COMMONWEALTH BANK OF AUSTRALIA (YONGNIAN) COUNTY BANK CO. LTD
 COMMONWEALTH BANK OFFICERS SUPERANNUATION CORPORATION PTY LIMITED
 Commonwealth Custodial Services Pty Ltd
 COMMONWEALTH DEVELOPMENT BANK OF AUSTRALIA PTY LIMITED
 COMMONWEALTH FINANCIAL PLANNING LIMITED
 COMMONWEALTH INSURANCE HOLDINGS LIMITED
 COMMONWEALTH INSURANCE LIMITED
 COMMONWEALTH INVESTMENT SERVICES PTY LIMITED
 COMMONWEALTH INVESTMENTS PTY LIMITED
 COMMONWEALTH PRIVATE LIMITED
 COMMONWEALTH SECURITIES LIMITED
 COMMONWEALTH INTERNATIONAL HOLDINGS PTY LIMITED
 COMSEC NOMINEES PTY LIMITED
 CORE EQUITY SERVICES NOMINEES PTY LIMITED
 COUNT FINANCE PTY LIMITED
 COUNT FINANCIAL LIMITED
 CPPIB AUSTRALIAN HOLDINGS NO. 1 PTY LIMITED
 CRYSTAL AVENUE PTY LIMITED
 CTB AUSTRALIA LIMITED
 DAWN RAPTOR PTY LTD ATF DAWN RAPTOR TRUST
 EDGE FIELD MARKETING PROPRIETARY LIMITED
 EMERALD HOLDING COMPANY PTY LIMITED
 EQUIGROUP HOLDINGS PTY LIMITED
 FINANCIAL WISDOM LIMITED
 FINCONNECT (AUSTRALIA) PTY LTD
 FIRST STATE CINDA FUND MANAGEMENT COMPANY LIMITED
 First State Diversified Hedge Fund Limited
 First State European Diversified Infrastructure Sarl
 First State Funds Plc
 First State Global Umbrella Fund Public Limited Company
 First State Hedge Funds SPC Limited
 FIRST STATE INFRASTRUCTURE MANAGERS (INTERNATIONAL) LIMITED
 First State Infrastructure S.à r.l.
 First State Investment Management (UK) Limited
 FIRST STATE INVESTMENT MANAGERS (ASIA) LIMITED
 First State Investment Services (UK) Limited

FIRST STATE INVESTMENTS (HONG KONG) LIMITED
FIRST STATE INVESTMENTS (JAPAN) LIMITED
FIRST STATE INVESTMENTS (NZ) LIMITED
FIRST STATE INVESTMENTS (SINGAPORE)
First State Investments (UK Holdings) Limited
First State Investments (UK) Limited
FIRST STATE INVESTMENTS (US) LLC
First State Investments Fund Management Sarl
First State Investments GIP Management Sarl
FIRST STATE INVESTMENTS HOLDINGS (SINGAPORE) LIMITED
First State Investments ICVC
First State Investments International Inc
First State Investments International Limited
FIRST STATE INVESTMENTS US HOLDINGS PTY LIMITED (PENDING DEREGISTRATION AS AT 24 APRIL 2015)
FIRST STATE NOMINEES (HONG KONG) LIMITED
FSIB LTD (formerly known as FIRST STATE INVESTMENTS (BERMUDA) LIMITED)
FSIC Limited (formerly known as First State Investments (Cayman) Limited)
GT USD FUNDING PTY LIMITED
HAZELWOOD INVESTMENT COMPANY PTY LIMITED
HEBEI XINSHISANG INDUSTRIAL CO. LTD
HOMEPATH PTY LIMITED
HUAYU AGRICULTURAL SCIENCE AND TECHNOLOGY CO. LTD.
INVERLOCH LEASING PTY LIMITED
INVESTMENT CUSTODIAL SERVICES LIMITED
INVESTOR SECURITIES PTY LTD
INVESTORWEB.COM. PTY LIMITED
IWL BROKING SOLUTIONS LIMITED
IWL LIMITED
JACQUES MARTIN ADMINISTRATION AND CONSULTING PTY LTD
JACQUES MARTIN PTY. LTD.
Lochness Holdings Limited
LOFT NO 1 PTY LIMITED
LOFT NO 2 PTY LIMITED
LOFT NO.3 PTY LIMITED
M M A L FLEET LEASE ARRANGER PTY LTD
MIS FUNDING NO.1 PTY LIMITED
MORTGAGE HOLDING TRUST COMPANY LIMITED
MTE DEBT VEHICLE PTY LTD
MTE LESSOR 1 PTY LTD
MTE LESSOR 2 PTY LTD
MTE LESSOR 3 PTY LTD
MTE LESSOR 4 PTY LTD
MTE LESSOR 5 PTY LTD
MTE NOMINEE PARTNER PTY LTD
NETSHARE NOMINEES PTY LTD
NEWPORT LIMITED
NIMITZ NOMINEES PTY LIMITED
ORE & OVERBURDEN PTY LIMITED
PINNACLE EDUCATION SA HOLDING COMPANY PTY LIMITED
PREFERRED CAPITAL LIMITED
PREMIUM ALTERNATIVE INVESTMENTS PTY LIMITED
PREMIUM CUSTODY SERVICES PTY LTD
PREMIUM PLANTATIONS PTY LIMITED
PREMIUM PLANTATIONS SERVICES PTY LTD
PT BANK COMMONWEALTH
PT COMMONWEALTH LIFE
PT FIRST STATE INVESTMENTS INDONESIA
Purangi Developments Limited
QILU BANK CO. LTD.
REALINDEX INVESTMENTS PTY LIMITED
RELIANCE ACHIEVER PTY LIMITED
RESIDENTIAL MORTGAGE GROUP PTY LTD
ROCK & RUBBLE (DEBT VEHICLE) PTY LIMITED
ROCK & RUBBLE (EXISTING) PTY LIMITED
ROCK & RUBBLE (NEW) PTY LIMITED
SAF MINING NO.2 PTY LIMITED
SAF Mining No1 Pty Limited
SAFE NO1 PTY LTD
SAFE NO17 PTY LIMITED
SAFE NO2 PTY LTD
SAFE NO3 PTY LTD
SAFE NO4 PTY LIMITED
SAFE NO9 PTY LIMITED
SAFE USD HOLDINGS PTY LTD
SBN NOMINEES PTY. LIMITED
SECURITISATION ADVISORY SERVICES PTY. LIMITED
SECURITISATION MANAGEMENT SERVICES LIMITED
SECURITY HOLDING INVESTMENT ENTITY LINKING DEALS LIMITED
SENBARY PTY LIMITED
SHARE DIRECT NOMINEES PTY LIMITED
SHARE INVESTMENTS PTY LIMITED
SI Holdings Limited
SIF RAILWAY NO.1 PTY LIMITED
SIF RAILWAY NO.2 PTY LIMITED
SOUTH AUSTRALIAN FLEET LEASE ARRANGER PTY LTD
SOVEREIGN ASSURANCE COMPANY LIMITED
SOVEREIGN SERVICES LIMITED
SOVEREIGN SUPERANNUATION FUNDS LIMITED
SOVEREIGN SUPERANNUATION TRUSTEES LIMITED
ST ANDREW'S AUSTRALIA PTY LTD
STATE NOMINEES LTD
SWAN SECURITISATION FINANCE PTY LIMITED (IN LIQUIDATION)
SWAN SECURITISATION INVESTMENTS PTY LTD (IN LIQUIDATION)
T.W. CUSTODIANS LIMITED
TANKSTREAM RAIL (BY - 1) PTY LIMITED
TANKSTREAM RAIL (BY - 2) PTY LIMITED
TANKSTREAM RAIL (BY - 3) PTY LIMITED
TANKSTREAM RAIL (BY - 4) PTY LIMITED
TANKSTREAM RAIL (SW - 1) PTY LIMITED
TANKSTREAM RAIL (SW - 2) PTY LIMITED
TANKSTREAM RAIL (SW - 3) PTY LIMITED
TANKSTREAM RAIL (SW - 4) PTY LIMITED
TANKSTREAM RAIL (VICTORIA) PTY LIMITED
THE COLONIAL MUTUAL LIFE ASSURANCE

SOCIETY LIMITED
TOTAL KEEN INVESTMENT LIMITED
TYME CAPITAL PROPRIETARY LIMITED
TYME INTELLECTUAL PROPERTIES PROPRIETARY
LIMITED
TYME INVESTMENTS PROPRIETARY LIMITED
TYME TECHNICAL SOLUTIONS PROPRIETARY
LIMITED
VATOSCAN PROPRIETARY LIMITED
VH-VZF PTY LTD
VH-VZG PTY LTD
VH-VZH PTY LTD

VICTORIAN FLEET LEASE ARRANGER PTY LTD
VIETNAM INTERNATIONAL BANK (VIETNAM
INTERNATIONAL COMMERCIAL JOINT STOCK
BANK)
VIPRO PTY LIMITED
Walkers Nominees Limited
WESTSIDE PROPERTIES LIMITED
WHITTAKER MACNAUGHT PTY. LTD.

Annexure BThis is annexure B referred to in Form 603, Notice of initial substantial holder dated **05/06/2015**


Carla Collingwood

Company Secretary

Dated the 9 June 2015

Commonwealth Bank Officers Superannuation Corporation Pty Limited ACN 074 519 798

Holder of relevant interest	Date of acquisition	Consideration Cash	Consideration Non-Cash	Class and number of securities
Commonwealth Bank Officers Superannuation Corporation Pty Limited ACN 074 519 798	Tuesday, 3 February 2015	28,560.42		14,591 Ordinary shares
Commonwealth Bank Officers Superannuation Corporation Pty Limited ACN 074 519 798	Tuesday, 3 February 2015	598,797.34		304,778 Ordinary shares
Commonwealth Bank Officers Superannuation Corporation Pty Limited ACN 074 519 798	Tuesday, 3 February 2015	54,491.46		27,920 Ordinary shares

CBA Equities Limited ACN 003 485 952

Holder of relevant interest	Date of acquisition	Consideration Cash	Consideration Non-Cash	Class and number of securities
CBA Equities Limited ACN 003 485 952	Monday, 23 March 2015	N/A		2,600,000 Ordinary shares (borrowed from Citigroup Global Markets Australia Pty Ltd, see Annexure C)
CBA Equities Limited ACN 003 485 952	Tuesday, 12 May 2015	N/A		1,100,000 Ordinary shares (borrowed from Citigroup Global Markets Australia Pty Ltd, see Annexure C)
CBA Equities Limited ACN 003 485 952	Tuesday, 17 March 2015	N/A		4,151,000 Ordinary shares (borrowed from Morgan Stanley Australia Securities Limited, see Annexure C)

CBA Equities Limited ACN 003 485 952	Friday, 5 June 2015	15,956,500.00		9,700,000 Ordinary shares
CBA Equities Limited ACN 003 485 952	Monday, 30 March 2015	1,240.56		779 Ordinary shares
CBA Equities Limited ACN 003 485 952	Monday, 30 March 2015	412.46		259 Ordinary shares
CBA Equities Limited ACN 003 485 952	Monday, 30 March 2015	315.32		198 Ordinary shares
CBA Equities Limited ACN 003 485 952	Monday, 30 March 2015	2,204.29		1,382 Ordinary shares
CBA Equities Limited ACN 003 485 952	Monday, 30 March 2015	2,863.03		1,795 Ordinary shares
CBA Equities Limited ACN 003 485 952	Monday, 30 March 2015	2,418.02		1,516 Ordinary shares
CBA Equities Limited ACN 003 485 952	Monday, 30 March 2015	2,006.55		1,260 Ordinary shares
CBA Equities Limited ACN 003 485 952	Monday, 30 March 2015	1,464.21		918 Ordinary shares
CBA Equities Limited ACN 003 485 952	Monday, 30 March 2015	7,990.95		5,010 Ordinary shares
CBA Equities Limited ACN 003 485 952	Monday, 30 March 2015	9,922.49		6,221 Ordinary shares
CBA Equities Limited ACN 003 485 952	Monday, 30 March 2015	6,426.26		4,029 Ordinary shares
CBA Equities Limited ACN 003 485 952	Monday, 30 March 2015	18,123.99		11,363 Ordinary shares
CBA Equities Limited ACN 003 485 952	Monday, 30 March 2015	11,901.89		7,462 Ordinary shares
CBA Equities Limited ACN 003 485 952	Monday, 30 March 2015	71.78		45 Ordinary shares
CBA Equities Limited ACN 003 485 952	Monday, 30 March 2015	10,223.95		6,410 Ordinary shares
CBA Equities Limited ACN 003 485 952	Monday, 30 March 2015	328.57		206 Ordinary shares
CBA Equities Limited ACN 003 485 952	Monday, 30 March 2015	100.49		63 Ordinary shares
CBA Equities Limited	Monday, 30 March 2015	128,340.16		80,000 Ordinary shares

ACN 003 485 952				
CBA Equities Limited ACN 003 485 952	Monday, 30 March 2015	112,350.00		70,000 Ordinary shares
CBA Equities Limited ACN 003 485 952	Monday, 30 March 2015	8,652.88		5,425 Ordinary shares
CBA Equities Limited ACN 003 485 952	Monday, 30 March 2015	10,208.00		6,400 Ordinary shares
CBA Equities Limited ACN 003 485 952	Monday, 30 March 2015	1,597,500.00		1,000,000 Ordinary shares
CBA Equities Limited ACN 003 485 952	Monday, 30 March 2015	4,330.43		2,715 Ordinary shares
CBA Equities Limited ACN 003 485 952	Monday, 30 March 2015	51,732.23		32,434 Ordinary shares
CBA Equities Limited ACN 003 485 952	Monday, 30 March 2015	15,839.50		10,025 Ordinary shares
CBA Equities Limited ACN 003 485 952	Monday, 30 March 2015	1,580.00		1,000 Ordinary shares
CBA Equities Limited ACN 003 485 952	Monday, 30 March 2015	43,358.36		27,442 Ordinary shares
CBA Equities Limited ACN 003 485 952	Monday, 30 March 2015	18,446.50		11,675 Ordinary shares
CBA Equities Limited ACN 003 485 952	Monday, 30 March 2015	78,775.64		49,858 Ordinary shares
CBA Equities Limited ACN 003 485 952	Monday, 30 March 2015	31,035.94		19,643 Ordinary shares
CBA Equities Limited ACN 003 485 952	Monday, 30 March 2015	12,700.92		7,988 Ordinary shares
CBA Equities Limited ACN 003 485 952	Monday, 30 March 2015	6,997.59		4,401 Ordinary shares
CBA Equities Limited ACN 003 485 952	Monday, 30 March 2015	11,130.00		7,000 Ordinary shares
CBA Equities Limited ACN 003 485 952	Monday, 30 March 2015	3,892.32		2,448 Ordinary shares
CBA Equities Limited ACN 003 485 952	Monday, 30 March 2015	4,820.88		3,032 Ordinary shares
CBA Equities Limited ACN 003 485 952	Monday, 30 March 2015	8,061.30		5,070 Ordinary shares

CBA Equities Limited ACN 003 485 952	Monday, 30 March 2015	14,023.80		8,820 Ordinary shares
CBA Equities Limited ACN 003 485 952	Monday, 30 March 2015	23,850.00		15,000 Ordinary shares
CBA Equities Limited ACN 003 485 952	Monday, 30 March 2015	12,720.00		8,000 Ordinary shares
CBA Equities Limited ACN 003 485 952	Monday, 30 March 2015	6,996.00		4,400 Ordinary shares
CBA Equities Limited ACN 003 485 952	Monday, 30 March 2015	2,259.39		1,421 Ordinary shares
CBA Equities Limited ACN 003 485 952	Monday, 30 March 2015	14,310.00		9,000 Ordinary shares
CBA Equities Limited ACN 003 485 952	Monday, 30 March 2015	7,765.56		4,884 Ordinary shares
CBA Equities Limited ACN 003 485 952	Monday, 30 March 2015	3,463.02		2,178 Ordinary shares
CBA Equities Limited ACN 003 485 952	Monday, 30 March 2015	72,281.40		45,460 Ordinary shares
CBA Equities Limited ACN 003 485 952	Monday, 30 March 2015	1,459.62		918 Ordinary shares
CBA Equities Limited ACN 003 485 952	Monday, 30 March 2015	22,873.74		14,386 Ordinary shares
CBA Equities Limited ACN 003 485 952	Monday, 30 March 2015	1,962.06		1,234 Ordinary shares
CBA Equities Limited ACN 003 485 952	Monday, 30 March 2015	63.60		40 Ordinary shares
CBA Equities Limited ACN 003 485 952	Monday, 30 March 2015	14,631.18		9,202 Ordinary shares
CBA Equities Limited ACN 003 485 952	Monday, 30 March 2015	308.46		194 Ordinary shares
CBA Equities Limited ACN 003 485 952	Monday, 30 March 2015	106.53		67 Ordinary shares
CBA Equities Limited ACN 003 485 952	Monday, 30 March 2015	8,086.65		5,070 Ordinary shares
CBA Equities Limited ACN 003 485 952	Monday, 30 March 2015	10,048.50		6,300 Ordinary shares
CBA Equities Limited	Monday, 30 March 2015	11,901.89		7,462 Ordinary shares

ACN 003 485 952				
CBA Equities Limited ACN 003 485 952	Monday, 30 March 2015	46,255.00		29,000 Ordinary shares
CBA Equities Limited ACN 003 485 952	Monday, 30 March 2015	802,500.00		500,000 Ordinary shares
CBA Equities Limited ACN 003 485 952	Monday, 30 March 2015	1,222.71		769 Ordinary shares
CBA Equities Limited ACN 003 485 952	Monday, 30 March 2015	3,463.02		2,178 Ordinary shares
CBA Equities Limited ACN 003 485 952	Monday, 30 March 2015	14,930.10		9,390 Ordinary shares
CBA Equities Limited ACN 003 485 952	Monday, 30 March 2015	3,846.21		2,419 Ordinary shares
CBA Equities Limited ACN 003 485 952	Monday, 30 March 2015	28,249.36		17,739 Ordinary shares
CBA Equities Limited ACN 003 485 952	Monday, 30 March 2015	9,566.81		5,998 Ordinary shares
CBA Equities Limited ACN 003 485 952	Monday, 30 March 2015	2,418.02		1,516 Ordinary shares
CBA Equities Limited ACN 003 485 952	Monday, 30 March 2015	1,595,000.00		1,000,000 Ordinary shares
CBA Equities Limited ACN 003 485 952	Tuesday, 31 March 2015	624.00		384 Ordinary shares
CBA Equities Limited ACN 003 485 952	Tuesday, 31 March 2015	818,750.00		500,000 Ordinary shares
CBA Equities Limited ACN 003 485 952	Tuesday, 31 March 2015	435.50		268 Ordinary shares
CBA Equities Limited ACN 003 485 952	Tuesday, 31 March 2015	16.30		10 Ordinary shares
CBA Equities Limited ACN 003 485 952	Tuesday, 31 March 2015	4,260.82		2,614 Ordinary shares
CBA Equities Limited ACN 003 485 952	Tuesday, 31 March 2015	2,190.72		1,344 Ordinary shares
CBA Equities Limited ACN 003 485 952	Tuesday, 31 March 2015	238,032.16		146,032 Ordinary shares
CBA Equities Limited ACN 003 485 952	Tuesday, 31 March 2015	264.06		162 Ordinary shares

CBA Equities Limited ACN 003 485 952	Tuesday, 31 March 2015	193.38		119 Ordinary shares
CBA Equities Limited ACN 003 485 952	Tuesday, 31 March 2015	992.88		611 Ordinary shares
CBA Equities Limited ACN 003 485 952	Tuesday, 31 March 2015	9,464.00		5,824 Ordinary shares
CBA Equities Limited ACN 003 485 952	Tuesday, 31 March 2015	1,920.75		1,182 Ordinary shares
CBA Equities Limited ACN 003 485 952	Tuesday, 31 March 2015	3,071.25		1,890 Ordinary shares
CBA Equities Limited ACN 003 485 952	Tuesday, 31 March 2015	3,973.13		2,445 Ordinary shares
CBA Equities Limited ACN 003 485 952	Tuesday, 31 March 2015	4,883.13		3,005 Ordinary shares
CBA Equities Limited ACN 003 485 952	Tuesday, 31 March 2015	279.50		172 Ordinary shares
CBA Equities Limited ACN 003 485 952	Tuesday, 31 March 2015	206,565.55		126,922 Ordinary shares
CBA Equities Limited ACN 003 485 952	Tuesday, 31 March 2015	813,750.00		500,000 Ordinary shares
CBA Equities Limited ACN 003 485 952	Tuesday, 31 March 2015	2,463.50		1,516 Ordinary shares
CBA Equities Limited ACN 003 485 952	Tuesday, 31 March 2015	377.00		232 Ordinary shares
CBA Equities Limited ACN 003 485 952	Tuesday, 31 March 2015	97.50		60 Ordinary shares
CBA Equities Limited ACN 003 485 952	Tuesday, 31 March 2015	318.50		196 Ordinary shares
CBA Equities Limited ACN 003 485 952	Tuesday, 31 March 2015	297.38		183 Ordinary shares
CBA Equities Limited ACN 003 485 952	Tuesday, 31 March 2015	242.13		149 Ordinary shares
CBA Equities Limited ACN 003 485 952	Tuesday, 31 March 2015	169.00		104 Ordinary shares
CBA Equities Limited ACN 003 485 952	Tuesday, 31 March 2015	29.25		18 Ordinary shares
CBA Equities Limited	Tuesday, 31 March	4,068,750.00		2,500,000 Ordinary

ACN 003 485 952	2015			shares
CBA Equities Limited ACN 003 485 952	Tuesday, 31 March 2015	144.63		89 Ordinary shares
CBA Equities Limited ACN 003 485 952	Tuesday, 31 March 2015	138.13		85 Ordinary shares
CBA Equities Limited ACN 003 485 952	Tuesday, 31 March 2015	51,135.50		31,468 Ordinary shares
CBA Equities Limited ACN 003 485 952	Wednesday, 1 April 2015	803,750.00		500,000 Ordinary shares
CBA Equities Limited ACN 003 485 952	Wednesday, 1 April 2015	6,442.07		4,058 Ordinary shares
CBA Equities Limited ACN 003 485 952	Wednesday, 1 April 2015	217.49		137 Ordinary shares
CBA Equities Limited ACN 003 485 952	Wednesday, 1 April 2015	465.14		293 Ordinary shares
CBA Equities Limited ACN 003 485 952	Wednesday, 1 April 2015	4,813.30		3,032 Ordinary shares
CBA Equities Limited ACN 003 485 952	Wednesday, 1 April 2015	6,319.84		3,981 Ordinary shares
CBA Equities Limited ACN 003 485 952	Wednesday, 1 April 2015	1,377.95		868 Ordinary shares
CBA Equities Limited ACN 003 485 952	Wednesday, 1 April 2015	3,509.96		2,211 Ordinary shares
CBA Equities Limited ACN 003 485 952	Wednesday, 1 April 2015	1,755.77		1,106 Ordinary shares
CBA Equities Limited ACN 003 485 952	Wednesday, 1 April 2015	1,587.50		1,000 Ordinary shares
CBA Equities Limited ACN 003 485 952	Wednesday, 1 April 2015	1,430.34		901 Ordinary shares
CBA Equities Limited ACN 003 485 952	Wednesday, 1 April 2015	779.46		491 Ordinary shares
CBA Equities Limited ACN 003 485 952	Wednesday, 1 April 2015	3,163.89		1,993 Ordinary shares
CBA Equities Limited ACN 003 485 952	Wednesday, 1 April 2015	3,165.47		1,994 Ordinary shares
CBA Equities Limited ACN 003 485 952	Wednesday, 1 April 2015	2,105.03		1,326 Ordinary shares

CBA Equities Limited ACN 003 485 952	Wednesday, 1 April 2015	341.31		215 Ordinary shares
CBA Equities Limited ACN 003 485 952	Wednesday, 1 April 2015	722.31		455 Ordinary shares
CBA Equities Limited ACN 003 485 952	Wednesday, 1 April 2015	722.31		455 Ordinary shares
CBA Equities Limited ACN 003 485 952	Wednesday, 1 April 2015	2,725.74		1,717 Ordinary shares
CBA Equities Limited ACN 003 485 952	Wednesday, 1 April 2015	817.56		515 Ordinary shares
CBA Equities Limited ACN 003 485 952	Wednesday, 1 April 2015	819.15		516 Ordinary shares
CBA Equities Limited ACN 003 485 952	Wednesday, 1 April 2015	679.45		428 Ordinary shares
CBA Equities Limited ACN 003 485 952	Wednesday, 1 April 2015	314.32		198 Ordinary shares
CBA Equities Limited ACN 003 485 952	Wednesday, 1 April 2015	420.69		265 Ordinary shares
CBA Equities Limited ACN 003 485 952	Wednesday, 1 April 2015	114,053.94		71,845 Ordinary shares
CBA Equities Limited ACN 003 485 952	Wednesday, 1 April 2015	158,500.00		100,000 Ordinary shares
CBA Equities Limited ACN 003 485 952	Wednesday, 1 April 2015	803,750.00		500,000 Ordinary shares
CBA Equities Limited ACN 003 485 952	Thursday, 12 February 2015	N/A		527,796 Ordinary shares (borrowed from Barclays Capital Securities Ltd, see Annexure C)
CBA Equities Limited ACN 003 485 952	Monday, 16 February 2015	N/A		2,000,000 Ordinary shares (borrowed from Barclays Capital Securities Ltd, see Annexure C)
CBA Equities Limited ACN 003 485 952	Friday, 20 February 2015	N/A		450,853 Ordinary shares (borrowed from Barclays Capital Securities Ltd, see Annexure C)
CBA Equities Limited ACN 003 485 952	Tuesday, 24 February 2015	N/A		179,586 Ordinary shares (borrowed from Barclays Capital Securities Ltd, see Annexure C)

CBA Equities Limited ACN 003 485 952	Tuesday, 3 March 2015	N/A		2,606,182 Ordinary shares (borrowed from Barclays Capital Securities Ltd, see Annexure C)
CBA Equities Limited ACN 003 485 952	Friday, 6 March 2015	N/A		1,000,000 Ordinary shares (borrowed from Barclays Capital Securities Ltd, see Annexure C)
CBA Equities Limited ACN 003 485 952	Wednesday, 8 April 2015	N/A		970,000 Ordinary shares (borrowed from Barclays Capital Securities Ltd, see Annexure C)
CBA Equities Limited ACN 003 485 952	Monday, 2 February 2015	232.80		120 Ordinary shares
CBA Equities Limited ACN 003 485 952	Monday, 2 February 2015	145.50		75 Ordinary shares
CBA Equities Limited ACN 003 485 952	Monday, 2 February 2015	1,352.18		697 Ordinary shares
CBA Equities Limited ACN 003 485 952	Monday, 2 February 2015	1,697.50		875 Ordinary shares
CBA Equities Limited ACN 003 485 952	Monday, 2 February 2015	145.50		75 Ordinary shares
CBA Equities Limited ACN 003 485 952	Monday, 2 February 2015	7.76		4 Ordinary shares
CBA Equities Limited ACN 003 485 952	Monday, 2 February 2015	1,352.18		697 Ordinary shares
CBA Equities Limited ACN 003 485 952	Monday, 2 February 2015	145.50		75 Ordinary shares
CBA Equities Limited ACN 003 485 952	Monday, 2 February 2015	7.76		4 Ordinary shares
CBA Equities Limited ACN 003 485 952	Monday, 2 February 2015	1,352.18		697 Ordinary shares
CBA Equities Limited ACN 003 485 952	Monday, 2 February 2015	145.50		75 Ordinary shares
CBA Equities Limited ACN 003 485 952	Monday, 2 February 2015	7.76		4 Ordinary shares
CBA Equities Limited ACN 003 485 952	Monday, 2 February 2015	1,352.18		697 Ordinary shares

CBA Equities Limited ACN 003 485 952	Monday, 2 February 2015	145.50		75 Ordinary shares
CBA Equities Limited ACN 003 485 952	Monday, 2 February 2015	1,352.18		697 Ordinary shares
CBA Equities Limited ACN 003 485 952	Monday, 2 February 2015	145.50		75 Ordinary shares
CBA Equities Limited ACN 003 485 952	Monday, 2 February 2015	7.76		4 Ordinary shares
CBA Equities Limited ACN 003 485 952	Monday, 2 February 2015	48.50		25 Ordinary shares
CBA Equities Limited ACN 003 485 952	Monday, 2 February 2015	9,668.60		4,971 Ordinary shares
CBA Equities Limited ACN 003 485 952	Monday, 2 February 2015	7,044.79		3,622 Ordinary shares
CBA Equities Limited ACN 003 485 952	Monday, 2 February 2015	2,623.81		1,349 Ordinary shares
CBA Equities Limited ACN 003 485 952	Monday, 2 February 2015	116.70		60 Ordinary shares
CBA Equities Limited ACN 003 485 952	Monday, 2 February 2015	9,551.90		4,911 Ordinary shares
CBA Equities Limited ACN 003 485 952	Monday, 2 February 2015	9,668.60		4,971 Ordinary shares
CBA Equities Limited ACN 003 485 952	Monday, 2 February 2015	9,130.27		4,743 Ordinary shares
CBA Equities Limited ACN 003 485 952	Monday, 2 February 2015	438.90		228 Ordinary shares
CBA Equities Limited ACN 003 485 952	Monday, 2 February 2015	9,594.03		4,971 Ordinary shares
CBA Equities Limited ACN 003 485 952	Monday, 2 February 2015	9,643.74		4,971 Ordinary shares
CBA Equities Limited ACN 003 485 952	Monday, 2 February 2015	9,668.60		4,971 Ordinary shares
CBA Equities Limited ACN 003 485 952	Monday, 2 February 2015	8,303.20		4,280 Ordinary shares
CBA Equities Limited ACN 003 485 952	Monday, 2 February 2015	1,697.50		875 Ordinary shares
CBA Equities Limited	Tuesday, 3 February	9,078.30		4,585 Ordinary shares

ACN 003 485 952	2015			
CBA Equities Limited ACN 003 485 952	Tuesday, 3 February 2015	762.30		385 Ordinary shares
CBA Equities Limited ACN 003 485 952	Tuesday, 3 February 2015	3,361.45		1,702 Ordinary shares
CBA Equities Limited ACN 003 485 952	Tuesday, 3 February 2015	839.38		425 Ordinary shares
CBA Equities Limited ACN 003 485 952	Tuesday, 3 February 2015	290.32		147 Ordinary shares
CBA Equities Limited ACN 003 485 952	Tuesday, 3 February 2015	292.30		148 Ordinary shares
CBA Equities Limited ACN 003 485 952	Tuesday, 3 February 2015	102.70		52 Ordinary shares
CBA Equities Limited ACN 003 485 952	Tuesday, 3 February 2015	4,345.00		2,200 Ordinary shares
CBA Equities Limited ACN 003 485 952	Tuesday, 3 February 2015	584.60		296 Ordinary shares
CBA Equities Limited ACN 003 485 952	Tuesday, 3 February 2015	825.55		418 Ordinary shares
CBA Equities Limited ACN 003 485 952	Tuesday, 3 February 2015	8,990.20		4,552 Ordinary shares
CBA Equities Limited ACN 003 485 952	Tuesday, 3 February 2015	9,840.60		4,970 Ordinary shares
CBA Equities Limited ACN 003 485 952	Tuesday, 3 February 2015	9,915.15		4,970 Ordinary shares
CBA Equities Limited ACN 003 485 952	Tuesday, 3 February 2015	9,989.70		4,970 Ordinary shares
CBA Equities Limited ACN 003 485 952	Tuesday, 3 February 2015	9,616.95		4,970 Ordinary shares
CBA Equities Limited ACN 003 485 952	Tuesday, 3 February 2015	9,641.80		4,970 Ordinary shares
CBA Equities Limited ACN 003 485 952	Tuesday, 3 February 2015	38.90		20 Ordinary shares
CBA Equities Limited ACN 003 485 952	Tuesday, 3 February 2015	334.54		172 Ordinary shares
CBA Equities Limited ACN 003 485 952	Tuesday, 3 February 2015	42.79		22 Ordinary shares

CBA Equities Limited ACN 003 485 952	Tuesday, 3 February 2015	38.90		20 Ordinary shares
CBA Equities Limited ACN 003 485 952	Tuesday, 3 February 2015	192.56		99 Ordinary shares
CBA Equities Limited ACN 003 485 952	Tuesday, 3 February 2015	336.49		173 Ordinary shares
CBA Equities Limited ACN 003 485 952	Tuesday, 3 February 2015	38.90		20 Ordinary shares
CBA Equities Limited ACN 003 485 952	Tuesday, 3 February 2015	336.49		173 Ordinary shares
CBA Equities Limited ACN 003 485 952	Tuesday, 3 February 2015	35.01		18 Ordinary shares
CBA Equities Limited ACN 003 485 952	Tuesday, 3 February 2015	38.90		20 Ordinary shares
CBA Equities Limited ACN 003 485 952	Tuesday, 3 February 2015	336.49		173 Ordinary shares
CBA Equities Limited ACN 003 485 952	Tuesday, 3 February 2015	9,666.65		4,970 Ordinary shares
CBA Equities Limited ACN 003 485 952	Tuesday, 3 February 2015	9,666.65		4,970 Ordinary shares
CBA Equities Limited ACN 003 485 952	Tuesday, 3 February 2015	9,815.75		4,970 Ordinary shares
CBA Equities Limited ACN 003 485 952	Tuesday, 3 February 2015	9,940.00		4,970 Ordinary shares
CBA Equities Limited ACN 003 485 952	Tuesday, 3 February 2015	9,766.05		4,970 Ordinary shares
CBA Equities Limited ACN 003 485 952	Tuesday, 3 February 2015	9,666.65		4,970 Ordinary shares
CBA Equities Limited ACN 003 485 952	Tuesday, 3 February 2015	9,666.65		4,970 Ordinary shares
CBA Equities Limited ACN 003 485 952	Tuesday, 3 February 2015	2,695.77		1,386 Ordinary shares
CBA Equities Limited ACN 003 485 952	Tuesday, 3 February 2015	334.54		172 Ordinary shares
CBA Equities Limited ACN 003 485 952	Tuesday, 3 February 2015	490.14		252 Ordinary shares
CBA Equities Limited	Tuesday, 3 February	38.90		20 Ordinary shares

ACN 003 485 952	2015			
CBA Equities Limited ACN 003 485 952	Tuesday, 3 February 2015	4,337.35		2,230 Ordinary shares
CBA Equities Limited ACN 003 485 952	Tuesday, 3 February 2015	5,601.60		2,880 Ordinary shares
CBA Equities Limited ACN 003 485 952	Tuesday, 3 February 2015	2,411.80		1,240 Ordinary shares
CBA Equities Limited ACN 003 485 952	Tuesday, 3 February 2015	336.49		173 Ordinary shares
CBA Equities Limited ACN 003 485 952	Tuesday, 3 February 2015	1,316.77		677 Ordinary shares
CBA Equities Limited ACN 003 485 952	Tuesday, 3 February 2015	8,128.16		4,179 Ordinary shares
CBA Equities Limited ACN 003 485 952	Tuesday, 3 February 2015	38.90		20 Ordinary shares
CBA Equities Limited ACN 003 485 952	Tuesday, 3 February 2015	334.54		172 Ordinary shares
CBA Equities Limited ACN 003 485 952	Tuesday, 3 February 2015	38.90		20 Ordinary shares
CBA Equities Limited ACN 003 485 952	Tuesday, 3 February 2015	336.49		173 Ordinary shares
CBA Equities Limited ACN 003 485 952	Tuesday, 3 February 2015	38.90		20 Ordinary shares
CBA Equities Limited ACN 003 485 952	Tuesday, 3 February 2015	336.49		173 Ordinary shares
CBA Equities Limited ACN 003 485 952	Tuesday, 3 February 2015	38.90		20 Ordinary shares
CBA Equities Limited ACN 003 485 952	Tuesday, 3 February 2015	336.49		173 Ordinary shares
CBA Equities Limited ACN 003 485 952	Tuesday, 3 February 2015	38.90		20 Ordinary shares
CBA Equities Limited ACN 003 485 952	Tuesday, 3 February 2015	336.49		173 Ordinary shares
CBA Equities Limited ACN 003 485 952	Tuesday, 3 February 2015	38.90		20 Ordinary shares
CBA Equities Limited ACN 003 485 952	Wednesday, 4 February 2015	19,532.92		9,482 Ordinary shares
CBA Equities Limited ACN 003 485 952	Wednesday, 4 February 2015	10,285.83		4,969 Ordinary shares
CBA Equities Limited ACN 003 485 952	Wednesday, 4 February 2015	815.90		398 Ordinary shares

CBA Equities Limited ACN 003 485 952	Wednesday, 4 February 2015	9,370.55		4,571 Ordinary shares
CBA Equities Limited ACN 003 485 952	Wednesday, 4 February 2015	10,186.45		4,969 Ordinary shares
CBA Equities Limited ACN 003 485 952	Wednesday, 4 February 2015	4,602.25		2,245 Ordinary shares
CBA Equities Limited ACN 003 485 952	Wednesday, 4 February 2015	5,584.20		2,724 Ordinary shares
CBA Equities Limited ACN 003 485 952	Wednesday, 4 February 2015	10,186.45		4,969 Ordinary shares
CBA Equities Limited ACN 003 485 952	Wednesday, 4 February 2015	9,165.55		4,471 Ordinary shares
CBA Equities Limited ACN 003 485 952	Wednesday, 4 February 2015	10,087.07		4,969 Ordinary shares
CBA Equities Limited ACN 003 485 952	Wednesday, 4 February 2015	10,385.21		4,969 Ordinary shares
CBA Equities Limited ACN 003 485 952	Wednesday, 4 February 2015	2,364.36		1,159 Ordinary shares
CBA Equities Limited ACN 003 485 952	Wednesday, 4 February 2015	1,060.80		520 Ordinary shares
CBA Equities Limited ACN 003 485 952	Wednesday, 4 February 2015	2,184.84		1,071 Ordinary shares
CBA Equities Limited ACN 003 485 952	Wednesday, 4 February 2015	4,488.00		2,200 Ordinary shares
CBA Equities Limited ACN 003 485 952	Wednesday, 4 February 2015	38.76		19 Ordinary shares
CBA Equities Limited ACN 003 485 952	Wednesday, 4 February 2015	1,015.92		498 Ordinary shares
CBA Equities Limited ACN 003 485 952	Wednesday, 4 February 2015	10,136.76		4,969 Ordinary shares
CBA Equities Limited ACN 003 485 952	Thursday, 5 February 2015	10,085.04		4,968 Ordinary shares
CBA Equities Limited ACN 003 485 952	Thursday, 5 February 2015	915.96		449 Ordinary shares
CBA Equities Limited ACN 003 485 952	Thursday, 5 February 2015	9,218.76		4,519 Ordinary shares
CBA Equities Limited	Thursday, 5 February	10,134.72		4,968 Ordinary shares

ACN 003 485 952	2015			
CBA Equities Limited ACN 003 485 952	Thursday, 5 February 2015	10,134.72		4,968 Ordinary shares
CBA Equities Limited ACN 003 485 952	Thursday, 5 February 2015	6,483.12		3,178 Ordinary shares
CBA Equities Limited ACN 003 485 952	Thursday, 5 February 2015	10,234.08		4,968 Ordinary shares
CBA Equities Limited ACN 003 485 952	Thursday, 5 February 2015	10,134.72		4,968 Ordinary shares
CBA Equities Limited ACN 003 485 952	Thursday, 5 February 2015	8,313.00		4,075 Ordinary shares
CBA Equities Limited ACN 003 485 952	Thursday, 5 February 2015	1,644.24		806 Ordinary shares
CBA Equities Limited ACN 003 485 952	Thursday, 5 February 2015	177.48		87 Ordinary shares
CBA Equities Limited ACN 003 485 952	Thursday, 5 February 2015	3,633.70		1,790 Ordinary shares
CBA Equities Limited ACN 003 485 952	Thursday, 5 February 2015	255,137.18		123,853 Ordinary shares
CBA Equities Limited ACN 003 485 952	Thursday, 5 February 2015	10,134.72		4,968 Ordinary shares
CBA Equities Limited ACN 003 485 952	Thursday, 5 February 2015	1,224.00		600 Ordinary shares
CBA Equities Limited ACN 003 485 952	Thursday, 5 February 2015	732.36		359 Ordinary shares
CBA Equities Limited ACN 003 485 952	Thursday, 5 February 2015	7,160.40		3,510 Ordinary shares
CBA Equities Limited ACN 003 485 952	Thursday, 5 February 2015	975.12		478 Ordinary shares
CBA Equities Limited ACN 003 485 952	Thursday, 5 February 2015	40.80		20 Ordinary shares
CBA Equities Limited ACN 003 485 952	Thursday, 5 February 2015	2.04		1 Ordinary shares
CBA Equities Limited ACN 003 485 952	Thursday, 5 February 2015	1,111.80		545 Ordinary shares
CBA Equities Limited ACN 003 485 952	Thursday, 5 February 2015	2,078.76		1,019 Ordinary shares

CBA Equities Limited ACN 003 485 952	Thursday, 5 February 2015	2,666.28		1,307 Ordinary shares
CBA Equities Limited ACN 003 485 952	Thursday, 5 February 2015	1,173.00		575 Ordinary shares
CBA Equities Limited ACN 003 485 952	Thursday, 5 February 2015	1,056.72		518 Ordinary shares
CBA Equities Limited ACN 003 485 952	Thursday, 5 February 2015	1,030.20		505 Ordinary shares
CBA Equities Limited ACN 003 485 952	Thursday, 5 February 2015	10,134.72		4,968 Ordinary shares
CBA Equities Limited ACN 003 485 952	Thursday, 5 February 2015	10,134.72		4,968 Ordinary shares
CBA Equities Limited ACN 003 485 952	Friday, 6 February 2015	6,144.00		3,072 Ordinary shares
CBA Equities Limited ACN 003 485 952	Friday, 6 February 2015	3,792.00		1,896 Ordinary shares
CBA Equities Limited ACN 003 485 952	Friday, 6 February 2015	9,985.68		4,968 Ordinary shares
CBA Equities Limited ACN 003 485 952	Friday, 6 February 2015	10,184.40		4,968 Ordinary shares
CBA Equities Limited ACN 003 485 952	Friday, 6 February 2015	10,184.40		4,968 Ordinary shares
CBA Equities Limited ACN 003 485 952	Friday, 6 February 2015	11,262.70		5,494 Ordinary shares
CBA Equities Limited ACN 003 485 952	Friday, 6 February 2015	6,789.60		3,312 Ordinary shares
CBA Equities Limited ACN 003 485 952	Friday, 6 February 2015	3,782.25		1,845 Ordinary shares
CBA Equities Limited ACN 003 485 952	Friday, 6 February 2015	465.35		227 Ordinary shares
CBA Equities Limited ACN 003 485 952	Friday, 6 February 2015	2,849.50		1,390 Ordinary shares
CBA Equities Limited ACN 003 485 952	Friday, 6 February 2015	4,100.00		2,000 Ordinary shares
CBA Equities Limited ACN 003 485 952	Friday, 6 February 2015	1,066.00		520 Ordinary shares
CBA Equities Limited	Friday, 6 February 2015	13,189.70		6,434 Ordinary shares

ACN 003 485 952				
CBA Equities Limited ACN 003 485 952	Friday, 6 February 2015	17,586.95		8,579 Ordinary shares
CBA Equities Limited ACN 003 485 952	Friday, 6 February 2015	16,506.60		8,052 Ordinary shares
CBA Equities Limited ACN 003 485 952	Friday, 6 February 2015	10,134.72		4,968 Ordinary shares
CBA Equities Limited ACN 003 485 952	Friday, 6 February 2015	8,791.74		4,374 Ordinary shares
CBA Equities Limited ACN 003 485 952	Friday, 6 February 2015	1,193.94		594 Ordinary shares
CBA Equities Limited ACN 003 485 952	Friday, 6 February 2015	9,985.68		4,968 Ordinary shares
CBA Equities Limited ACN 003 485 952	Friday, 6 February 2015	8,126.46		4,023 Ordinary shares
CBA Equities Limited ACN 003 485 952	Friday, 6 February 2015	66.66		33 Ordinary shares
CBA Equities Limited ACN 003 485 952	Friday, 6 February 2015	848.40		420 Ordinary shares
CBA Equities Limited ACN 003 485 952	Friday, 6 February 2015	66.66		33 Ordinary shares
CBA Equities Limited ACN 003 485 952	Friday, 6 February 2015	860.52		426 Ordinary shares
CBA Equities Limited ACN 003 485 952	Friday, 6 February 2015	66.66		33 Ordinary shares
CBA Equities Limited ACN 003 485 952	Friday, 6 February 2015	10,134.72		4,968 Ordinary shares
CBA Equities Limited ACN 003 485 952	Friday, 6 February 2015	10,184.40		4,968 Ordinary shares
CBA Equities Limited ACN 003 485 952	Monday, 9 February 2015	9,911.16		4,968 Ordinary shares
CBA Equities Limited ACN 003 485 952	Monday, 9 February 2015	2,018.94		1,012 Ordinary shares
CBA Equities Limited ACN 003 485 952	Monday, 9 February 2015	9,985.68		4,968 Ordinary shares
CBA Equities Limited ACN 003 485 952	Monday, 9 February 2015	9,985.68		4,968 Ordinary shares

CBA Equities Limited ACN 003 485 952	Monday, 9 February 2015	9,905.28		4,928 Ordinary shares
CBA Equities Limited ACN 003 485 952	Monday, 9 February 2015	80.40		40 Ordinary shares
CBA Equities Limited ACN 003 485 952	Monday, 9 February 2015	32,395.21		16,279 Ordinary shares
CBA Equities Limited ACN 003 485 952	Monday, 9 February 2015	7,522.20		3,780 Ordinary shares
CBA Equities Limited ACN 003 485 952	Monday, 9 February 2015	1,383.05		695 Ordinary shares
CBA Equities Limited ACN 003 485 952	Monday, 9 February 2015	981.07		493 Ordinary shares
CBA Equities Limited ACN 003 485 952	Monday, 9 February 2015	9,886.32		4,968 Ordinary shares
CBA Equities Limited ACN 003 485 952	Monday, 9 February 2015	9,911.16		4,968 Ordinary shares
CBA Equities Limited ACN 003 485 952	Monday, 9 February 2015	9,911.16		4,968 Ordinary shares
CBA Equities Limited ACN 003 485 952	Monday, 9 February 2015	2,979.49		1,501 Ordinary shares
CBA Equities Limited ACN 003 485 952	Monday, 9 February 2015	297.75		150 Ordinary shares
CBA Equities Limited ACN 003 485 952	Monday, 9 February 2015	297.75		150 Ordinary shares
CBA Equities Limited ACN 003 485 952	Monday, 9 February 2015	297.75		150 Ordinary shares
CBA Equities Limited ACN 003 485 952	Monday, 9 February 2015	295.76		149 Ordinary shares
CBA Equities Limited ACN 003 485 952	Monday, 9 February 2015	297.75		150 Ordinary shares
CBA Equities Limited ACN 003 485 952	Monday, 9 February 2015	297.75		150 Ordinary shares
CBA Equities Limited ACN 003 485 952	Monday, 9 February 2015	3,088.66		1,556 Ordinary shares
CBA Equities Limited ACN 003 485 952	Monday, 9 February 2015	10,035.36		4,968 Ordinary shares
CBA Equities Limited	Tuesday, 10 February	9,313.13		4,967 Ordinary shares

ACN 003 485 952	2015			
CBA Equities Limited ACN 003 485 952	Tuesday, 10 February 2015	1,688.24		898 Ordinary shares
CBA Equities Limited ACN 003 485 952	Tuesday, 10 February 2015	1,617.55		865 Ordinary shares
CBA Equities Limited ACN 003 485 952	Tuesday, 10 February 2015	2,043.75		1,090 Ordinary shares
CBA Equities Limited ACN 003 485 952	Tuesday, 10 February 2015	9,313.13		4,967 Ordinary shares
CBA Equities Limited ACN 003 485 952	Tuesday, 10 February 2015	4,455.00		2,376 Ordinary shares
CBA Equities Limited ACN 003 485 952	Tuesday, 10 February 2015	2,814.38		1,501 Ordinary shares
CBA Equities Limited ACN 003 485 952	Tuesday, 10 February 2015	9,698.25		5,025 Ordinary shares
CBA Equities Limited ACN 003 485 952	Tuesday, 10 February 2015	9,586.31		4,967 Ordinary shares
CBA Equities Limited ACN 003 485 952	Tuesday, 10 February 2015	9,561.48		4,967 Ordinary shares
CBA Equities Limited ACN 003 485 952	Tuesday, 10 February 2015	4,073.60		2,144 Ordinary shares
CBA Equities Limited ACN 003 485 952	Tuesday, 10 February 2015	456.00		240 Ordinary shares
CBA Equities Limited ACN 003 485 952	Tuesday, 10 February 2015	4,907.70		2,583 Ordinary shares
CBA Equities Limited ACN 003 485 952	Tuesday, 10 February 2015	9,362.80		4,967 Ordinary shares
CBA Equities Limited ACN 003 485 952	Tuesday, 10 February 2015	9,362.80		4,967 Ordinary shares
CBA Equities Limited ACN 003 485 952	Tuesday, 10 February 2015	9,288.29		4,967 Ordinary shares
CBA Equities Limited ACN 003 485 952	Tuesday, 10 February 2015	9,238.62		4,967 Ordinary shares
CBA Equities Limited ACN 003 485 952	Tuesday, 10 February 2015	9,437.30		4,967 Ordinary shares
CBA Equities Limited ACN 003 485 952	Tuesday, 10 February 2015	8,287.84		4,432 Ordinary shares

CBA Equities Limited ACN 003 485 952	Tuesday, 10 February 2015	312.29		167 Ordinary shares
CBA Equities Limited ACN 003 485 952	Tuesday, 10 February 2015	693.68		368 Ordinary shares
CBA Equities Limited ACN 003 485 952	Tuesday, 10 February 2015	9,337.96		4,967 Ordinary shares
CBA Equities Limited ACN 003 485 952	Tuesday, 10 February 2015	1,688.24		898 Ordinary shares
CBA Equities Limited ACN 003 485 952	Tuesday, 10 February 2015	9,337.96		4,967 Ordinary shares
CBA Equities Limited ACN 003 485 952	Tuesday, 10 February 2015	1,891.28		1,006 Ordinary shares
CBA Equities Limited ACN 003 485 952	Tuesday, 10 February 2015	2,444.00		1,300 Ordinary shares
CBA Equities Limited ACN 003 485 952	Wednesday, 11 February 2015	10,026.04		5,333 Ordinary shares
CBA Equities Limited ACN 003 485 952	Wednesday, 11 February 2015	9,062.95		4,966 Ordinary shares
CBA Equities Limited ACN 003 485 952	Wednesday, 11 February 2015	198.65		109 Ordinary shares
CBA Equities Limited ACN 003 485 952	Wednesday, 11 February 2015	3,739.77		2,052 Ordinary shares
CBA Equities Limited ACN 003 485 952	Wednesday, 11 February 2015	1,869.89		1,026 Ordinary shares
CBA Equities Limited ACN 003 485 952	Wednesday, 11 February 2015	3,246.67		1,779 Ordinary shares
CBA Equities Limited ACN 003 485 952	Wednesday, 11 February 2015	9,187.10		4,966 Ordinary shares
CBA Equities Limited ACN 003 485 952	Wednesday, 11 February 2015	4,093.18		2,249 Ordinary shares
CBA Equities Limited ACN 003 485 952	Wednesday, 11 February 2015	669.76		368 Ordinary shares
CBA Equities Limited ACN 003 485 952	Wednesday, 11 February 2015	5,631.08		3,094 Ordinary shares
CBA Equities Limited ACN 003 485 952	Wednesday, 11 February 2015	8,626.80		4,740 Ordinary shares
CBA Equities Limited	Wednesday, 11	4,944.94		2,717 Ordinary shares

ACN 003 485 952	February 2015			
CBA Equities Limited ACN 003 485 952	Wednesday, 11 February 2015	9,062.95		4,966 Ordinary shares
CBA Equities Limited ACN 003 485 952	Wednesday, 11 February 2015	9,062.95		4,966 Ordinary shares
CBA Equities Limited ACN 003 485 952	Wednesday, 11 February 2015	2,752.32		1,504 Ordinary shares
CBA Equities Limited ACN 003 485 952	Wednesday, 11 February 2015	9,261.59		4,966 Ordinary shares
CBA Equities Limited ACN 003 485 952	Thursday, 12 February 2015	8,913.97		4,966 Ordinary shares
CBA Equities Limited ACN 003 485 952	Thursday, 12 February 2015	8,938.80		4,966 Ordinary shares
CBA Equities Limited ACN 003 485 952	Thursday, 12 February 2015	8,988.46		4,966 Ordinary shares
CBA Equities Limited ACN 003 485 952	Thursday, 12 February 2015	8,988.46		4,966 Ordinary shares
CBA Equities Limited ACN 003 485 952	Thursday, 12 February 2015	8,938.80		4,966 Ordinary shares
CBA Equities Limited ACN 003 485 952	Thursday, 12 February 2015	2,935.80		1,631 Ordinary shares
CBA Equities Limited ACN 003 485 952	Thursday, 12 February 2015	6,003.00		3,335 Ordinary shares
CBA Equities Limited ACN 003 485 952	Thursday, 12 February 2015	2,424.60		1,347 Ordinary shares
CBA Equities Limited ACN 003 485 952	Thursday, 12 February 2015	1,411.20		784 Ordinary shares
CBA Equities Limited ACN 003 485 952	Thursday, 12 February 2015	41.40		23 Ordinary shares
CBA Equities Limited ACN 003 485 952	Thursday, 12 February 2015	68.40		38 Ordinary shares
CBA Equities Limited ACN 003 485 952	Thursday, 12 February 2015	4,793.40		2,663 Ordinary shares
CBA Equities Limited ACN 003 485 952	Thursday, 12 February 2015	4,145.40		2,303 Ordinary shares
CBA Equities Limited ACN 003 485 952	Thursday, 12 February 2015	8,938.80		4,966 Ordinary shares

CBA Equities Limited ACN 003 485 952	Thursday, 12 February 2015	552.60		307 Ordinary shares
CBA Equities Limited ACN 003 485 952	Thursday, 12 February 2015	1,611.00		895 Ordinary shares
CBA Equities Limited ACN 003 485 952	Thursday, 12 February 2015	279.00		155 Ordinary shares
CBA Equities Limited ACN 003 485 952	Thursday, 12 February 2015	808.20		449 Ordinary shares
CBA Equities Limited ACN 003 485 952	Thursday, 12 February 2015	205.20		114 Ordinary shares
CBA Equities Limited ACN 003 485 952	Thursday, 12 February 2015	19.80		11 Ordinary shares
CBA Equities Limited ACN 003 485 952	Thursday, 12 February 2015	91.80		51 Ordinary shares
CBA Equities Limited ACN 003 485 952	Thursday, 12 February 2015	44,690.40		24,828 Ordinary shares
CBA Equities Limited ACN 003 485 952	Thursday, 12 February 2015	9,891.00		5,495 Ordinary shares
CBA Equities Limited ACN 003 485 952	Thursday, 12 February 2015	8,963.63		4,966 Ordinary shares
CBA Equities Limited ACN 003 485 952	Thursday, 12 February 2015	8,963.63		4,966 Ordinary shares
CBA Equities Limited ACN 003 485 952	Thursday, 12 February 2015	8,963.63		4,966 Ordinary shares
CBA Equities Limited ACN 003 485 952	Thursday, 12 February 2015	4,642.46		2,572 Ordinary shares
CBA Equities Limited ACN 003 485 952	Thursday, 12 February 2015	1,209.35		670 Ordinary shares
CBA Equities Limited ACN 003 485 952	Thursday, 12 February 2015	3,111.82		1,724 Ordinary shares
CBA Equities Limited ACN 003 485 952	Thursday, 12 February 2015	8,913.97		4,966 Ordinary shares
CBA Equities Limited ACN 003 485 952	Thursday, 12 February 2015	1,481.55		830 Ordinary shares
CBA Equities Limited ACN 003 485 952	Thursday, 12 February 2015	7,314.93		4,098 Ordinary shares
CBA Equities Limited	Thursday, 12 February	8,938.80		4,966 Ordinary shares

ACN 003 485 952	2015			
CBA Equities Limited ACN 003 485 952	Thursday, 12 February 2015	163.80		91 Ordinary shares
CBA Equities Limited ACN 003 485 952	Thursday, 12 February 2015	8,775.00		4,875 Ordinary shares
CBA Equities Limited ACN 003 485 952	Thursday, 12 February 2015	8,938.80		4,966 Ordinary shares
CBA Equities Limited ACN 003 485 952	Thursday, 12 February 2015	8,938.80		4,966 Ordinary shares
CBA Equities Limited ACN 003 485 952	Thursday, 12 February 2015	312,568.62		171,741 Ordinary shares
CBA Equities Limited ACN 003 485 952	Thursday, 12 February 2015	8,938.80		4,966 Ordinary shares
CBA Equities Limited ACN 003 485 952	Thursday, 12 February 2015	8,938.80		4,966 Ordinary shares
CBA Equities Limited ACN 003 485 952	Friday, 13 February 2015	203.29		109 Ordinary shares
CBA Equities Limited ACN 003 485 952	Friday, 13 February 2015	110.04		59 Ordinary shares
CBA Equities Limited ACN 003 485 952	Friday, 13 February 2015	155,253.60		86,252 Ordinary shares
CBA Equities Limited ACN 003 485 952	Friday, 13 February 2015	9,259.73		4,965 Ordinary shares
CBA Equities Limited ACN 003 485 952	Friday, 13 February 2015	22.38		12 Ordinary shares
CBA Equities Limited ACN 003 485 952	Friday, 13 February 2015	462.52		248 Ordinary shares
CBA Equities Limited ACN 003 485 952	Friday, 13 February 2015	249.91		134 Ordinary shares
CBA Equities Limited ACN 003 485 952	Friday, 13 February 2015	182.77		98 Ordinary shares
CBA Equities Limited ACN 003 485 952	Friday, 13 February 2015	98.84		53 Ordinary shares
CBA Equities Limited ACN 003 485 952	Friday, 13 February 2015	462.52		248 Ordinary shares
CBA Equities Limited ACN 003 485 952	Friday, 13 February 2015	248.04		133 Ordinary shares

CBA Equities Limited ACN 003 485 952	Friday, 13 February 2015	1,193.60		640 Ordinary shares
CBA Equities Limited ACN 003 485 952	Friday, 13 February 2015	462.52		248 Ordinary shares
CBA Equities Limited ACN 003 485 952	Friday, 13 February 2015	248.04		133 Ordinary shares
CBA Equities Limited ACN 003 485 952	Friday, 13 February 2015	6,508.85		3,490 Ordinary shares
CBA Equities Limited ACN 003 485 952	Friday, 13 February 2015	3,256.29		1,746 Ordinary shares
CBA Equities Limited ACN 003 485 952	Friday, 13 February 2015	6,003.44		3,219 Ordinary shares
CBA Equities Limited ACN 003 485 952	Friday, 13 February 2015	193.96		104 Ordinary shares
CBA Equities Limited ACN 003 485 952	Friday, 13 February 2015	462.52		248 Ordinary shares
CBA Equities Limited ACN 003 485 952	Friday, 13 February 2015	216.34		116 Ordinary shares
CBA Equities Limited ACN 003 485 952	Friday, 13 February 2015	699.38		375 Ordinary shares
CBA Equities Limited ACN 003 485 952	Friday, 13 February 2015	9,259.73		4,965 Ordinary shares
CBA Equities Limited ACN 003 485 952	Friday, 13 February 2015	9,259.73		4,965 Ordinary shares
CBA Equities Limited ACN 003 485 952	Friday, 13 February 2015	9,259.73		4,965 Ordinary shares
CBA Equities Limited ACN 003 485 952	Friday, 13 February 2015	9,259.73		4,965 Ordinary shares
CBA Equities Limited ACN 003 485 952	Friday, 13 February 2015	9,259.73		4,965 Ordinary shares
CBA Equities Limited ACN 003 485 952	Friday, 13 February 2015	9,259.73		4,965 Ordinary shares
CBA Equities Limited ACN 003 485 952	Friday, 13 February 2015	8,601.38		4,612 Ordinary shares
CBA Equities Limited ACN 003 485 952	Friday, 13 February 2015	658.35		353 Ordinary shares
CBA Equities Limited	Friday, 13 February	4,668.60		2,510 Ordinary shares

ACN 003 485 952	2015			
CBA Equities Limited ACN 003 485 952	Friday, 13 February 2015	87,682.26		47,141 Ordinary shares
CBA Equities Limited ACN 003 485 952	Friday, 13 February 2015	35,332.56		18,996 Ordinary shares
CBA Equities Limited ACN 003 485 952	Friday, 13 February 2015	9,135.60		4,965 Ordinary shares
CBA Equities Limited ACN 003 485 952	Friday, 13 February 2015	9,259.73		4,965 Ordinary shares
CBA Equities Limited ACN 003 485 952	Friday, 13 February 2015	9,259.73		4,965 Ordinary shares
CBA Equities Limited ACN 003 485 952	Friday, 13 February 2015	1,760.56		944 Ordinary shares
CBA Equities Limited ACN 003 485 952	Friday, 13 February 2015	220.07		118 Ordinary shares
CBA Equities Limited ACN 003 485 952	Friday, 13 February 2015	828.06		444 Ordinary shares
CBA Equities Limited ACN 003 485 952	Friday, 13 February 2015	410.30		220 Ordinary shares
CBA Equities Limited ACN 003 485 952	Friday, 13 February 2015	193.96		104 Ordinary shares
CBA Equities Limited ACN 003 485 952	Friday, 13 February 2015	462.52		248 Ordinary shares
CBA Equities Limited ACN 003 485 952	Friday, 13 February 2015	218.21		117 Ordinary shares
CBA Equities Limited ACN 003 485 952	Friday, 13 February 2015	410.30		220 Ordinary shares
CBA Equities Limited ACN 003 485 952	Friday, 13 February 2015	192.10		103 Ordinary shares
CBA Equities Limited ACN 003 485 952	Friday, 13 February 2015	460.65		247 Ordinary shares
CBA Equities Limited ACN 003 485 952	Friday, 13 February 2015	216.34		116 Ordinary shares
CBA Equities Limited ACN 003 485 952	Friday, 13 February 2015	1,294.31		694 Ordinary shares
CBA Equities Limited ACN 003 485 952	Friday, 13 February 2015	609.86		327 Ordinary shares

CBA Equities Limited ACN 003 485 952	Friday, 13 February 2015	410.30		220 Ordinary shares
CBA Equities Limited ACN 003 485 952	Friday, 13 February 2015	9,210.08		4,965 Ordinary shares
CBA Equities Limited ACN 003 485 952	Friday, 13 February 2015	9,210.08		4,965 Ordinary shares
CBA Equities Limited ACN 003 485 952	Friday, 13 February 2015	9,259.73		4,965 Ordinary shares
CBA Equities Limited ACN 003 485 952	Friday, 13 February 2015	746.00		400 Ordinary shares
CBA Equities Limited ACN 003 485 952	Friday, 13 February 2015	3,916.50		2,100 Ordinary shares
CBA Equities Limited ACN 003 485 952	Friday, 13 February 2015	818.74		439 Ordinary shares
CBA Equities Limited ACN 003 485 952	Friday, 13 February 2015	520.34		279 Ordinary shares
CBA Equities Limited ACN 003 485 952	Friday, 13 February 2015	617.31		331 Ordinary shares
CBA Equities Limited ACN 003 485 952	Friday, 13 February 2015	2,640.84		1,416 Ordinary shares
CBA Equities Limited ACN 003 485 952	Friday, 13 February 2015	9,259.73		4,965 Ordinary shares
CBA Equities Limited ACN 003 485 952	Friday, 13 February 2015	9,259.73		4,965 Ordinary shares
CBA Equities Limited ACN 003 485 952	Monday, 16 February 2015	9,234.90		4,965 Ordinary shares
CBA Equities Limited ACN 003 485 952	Monday, 16 February 2015	9,222.49		4,965 Ordinary shares
CBA Equities Limited ACN 003 485 952	Monday, 16 February 2015	9,309.38		4,965 Ordinary shares
CBA Equities Limited ACN 003 485 952	Monday, 16 February 2015	6,150.43		3,289 Ordinary shares
CBA Equities Limited ACN 003 485 952	Monday, 16 February 2015	3,134.12		1,676 Ordinary shares
CBA Equities Limited ACN 003 485 952	Monday, 16 February 2015	10,026.24		5,376 Ordinary shares
CBA Equities Limited	Monday, 16 February	4,636.48		2,513 Ordinary shares

ACN 003 485 952	2015			
CBA Equities Limited ACN 003 485 952	Monday, 16 February 2015	5,284.48		2,872 Ordinary shares
CBA Equities Limited ACN 003 485 952	Monday, 16 February 2015	3,851.12		2,093 Ordinary shares
CBA Equities Limited ACN 003 485 952	Monday, 16 February 2015	18,441.75		10,050 Ordinary shares
CBA Equities Limited ACN 003 485 952	Monday, 16 February 2015	992.61		538 Ordinary shares
CBA Equities Limited ACN 003 485 952	Monday, 16 February 2015	70.11		38 Ordinary shares
CBA Equities Limited ACN 003 485 952	Monday, 16 February 2015	1,911.42		1,036 Ordinary shares
CBA Equities Limited ACN 003 485 952	Monday, 16 February 2015	1,549.80		840 Ordinary shares
CBA Equities Limited ACN 003 485 952	Tuesday, 17 February 2015	10,000.75		5,450 Ordinary shares
CBA Equities Limited ACN 003 485 952	Tuesday, 17 February 2015	23,204.83		12,409 Ordinary shares
CBA Equities Limited ACN 003 485 952	Tuesday, 17 February 2015	24,302.52		12,996 Ordinary shares
CBA Equities Limited ACN 003 485 952	Tuesday, 17 February 2015	9,158.58		4,964 Ordinary shares
CBA Equities Limited ACN 003 485 952	Tuesday, 17 February 2015	6,077.43		3,294 Ordinary shares
CBA Equities Limited ACN 003 485 952	Tuesday, 17 February 2015	1,060.88		575 Ordinary shares
CBA Equities Limited ACN 003 485 952	Tuesday, 17 February 2015	2,020.27		1,095 Ordinary shares
CBA Equities Limited ACN 003 485 952	Tuesday, 17 February 2015	9,307.50		4,964 Ordinary shares
CBA Equities Limited ACN 003 485 952	Tuesday, 17 February 2015	9,257.86		4,964 Ordinary shares
CBA Equities Limited ACN 003 485 952	Tuesday, 17 February 2015	9,307.50		4,964 Ordinary shares
CBA Equities Limited ACN 003 485 952	Tuesday, 17 February 2015	9,282.68		4,964 Ordinary shares

CBA Equities Limited ACN 003 485 952	Tuesday, 17 February 2015	9,282.68		4,964 Ordinary shares
CBA Equities Limited ACN 003 485 952	Tuesday, 17 February 2015	72.93		39 Ordinary shares
CBA Equities Limited ACN 003 485 952	Tuesday, 17 February 2015	789.14		422 Ordinary shares
CBA Equities Limited ACN 003 485 952	Tuesday, 17 February 2015	72.93		39 Ordinary shares
CBA Equities Limited ACN 003 485 952	Tuesday, 17 February 2015	777.92		416 Ordinary shares
CBA Equities Limited ACN 003 485 952	Tuesday, 17 February 2015	777.92		416 Ordinary shares
CBA Equities Limited ACN 003 485 952	Tuesday, 17 February 2015	72.93		39 Ordinary shares
CBA Equities Limited ACN 003 485 952	Tuesday, 17 February 2015	789.14		422 Ordinary shares
CBA Equities Limited ACN 003 485 952	Tuesday, 17 February 2015	72.93		39 Ordinary shares
CBA Equities Limited ACN 003 485 952	Tuesday, 17 February 2015	777.92		416 Ordinary shares
CBA Equities Limited ACN 003 485 952	Tuesday, 17 February 2015	72.93		39 Ordinary shares
CBA Equities Limited ACN 003 485 952	Tuesday, 17 February 2015	5,019.38		2,677 Ordinary shares
CBA Equities Limited ACN 003 485 952	Tuesday, 17 February 2015	5,989.61		3,203 Ordinary shares
CBA Equities Limited ACN 003 485 952	Tuesday, 17 February 2015	9,282.68		4,964 Ordinary shares
CBA Equities Limited ACN 003 485 952	Tuesday, 17 February 2015	9,282.68		4,964 Ordinary shares
CBA Equities Limited ACN 003 485 952	Tuesday, 17 February 2015	9,307.50		4,964 Ordinary shares
CBA Equities Limited ACN 003 485 952	Tuesday, 17 February 2015	9,307.50		4,964 Ordinary shares
CBA Equities Limited ACN 003 485 952	Tuesday, 17 February 2015	497.42		266 Ordinary shares
CBA Equities Limited	Tuesday, 17 February	2,642.31		1,413 Ordinary shares

ACN 003 485 952	2015			
CBA Equities Limited ACN 003 485 952	Wednesday, 18 February 2015	1,591.80		840 Ordinary shares
CBA Equities Limited ACN 003 485 952	Wednesday, 18 February 2015	7,811.19		4,122 Ordinary shares
CBA Equities Limited ACN 003 485 952	Wednesday, 18 February 2015	9,452.61		4,962 Ordinary shares
CBA Equities Limited ACN 003 485 952	Wednesday, 18 February 2015	1,317.33		697 Ordinary shares
CBA Equities Limited ACN 003 485 952	Wednesday, 18 February 2015	3,136.64		1,664 Ordinary shares
CBA Equities Limited ACN 003 485 952	Wednesday, 18 February 2015	7,031.90		3,701 Ordinary shares
CBA Equities Limited ACN 003 485 952	Wednesday, 18 February 2015	2,395.90		1,261 Ordinary shares
CBA Equities Limited ACN 003 485 952	Wednesday, 18 February 2015	9,427.80		4,962 Ordinary shares
CBA Equities Limited ACN 003 485 952	Wednesday, 18 February 2015	4,246.50		2,235 Ordinary shares
CBA Equities Limited ACN 003 485 952	Wednesday, 18 February 2015	2,901.30		1,527 Ordinary shares
CBA Equities Limited ACN 003 485 952	Wednesday, 18 February 2015	58.90		31 Ordinary shares
CBA Equities Limited ACN 003 485 952	Wednesday, 18 February 2015	2,221.10		1,169 Ordinary shares
CBA Equities Limited ACN 003 485 952	Wednesday, 18 February 2015	9,427.80		4,962 Ordinary shares
CBA Equities Limited ACN 003 485 952	Wednesday, 18 February 2015	1,897.50		1,000 Ordinary shares
CBA Equities Limited ACN 003 485 952	Wednesday, 18 February 2015	7,527.80		3,962 Ordinary shares
CBA Equities Limited ACN 003 485 952	Wednesday, 18 February 2015	9,427.80		4,962 Ordinary shares
CBA Equities Limited ACN 003 485 952	Wednesday, 18 February 2015	9,427.80		4,962 Ordinary shares
CBA Equities Limited ACN 003 485 952	Wednesday, 18 February 2015	9,477.42		4,962 Ordinary shares

CBA Equities Limited ACN 003 485 952	Wednesday, 18 February 2015	9,527.04		4,962 Ordinary shares
CBA Equities Limited ACN 003 485 952	Wednesday, 18 February 2015	16,246.26		8,396 Ordinary shares
CBA Equities Limited ACN 003 485 952	Wednesday, 18 February 2015	7,757.42		4,009 Ordinary shares
CBA Equities Limited ACN 003 485 952	Thursday, 19 February 2015	5,045.60		2,720 Ordinary shares
CBA Equities Limited ACN 003 485 952	Thursday, 19 February 2015	9,202.66		4,961 Ordinary shares
CBA Equities Limited ACN 003 485 952	Thursday, 19 February 2015	2,103.57		1,134 Ordinary shares
CBA Equities Limited ACN 003 485 952	Thursday, 19 February 2015	2,055.34		1,108 Ordinary shares
CBA Equities Limited ACN 003 485 952	Thursday, 19 February 2015	9,353.37		4,962 Ordinary shares
CBA Equities Limited ACN 003 485 952	Thursday, 19 February 2015	3,053.12		1,624 Ordinary shares
CBA Equities Limited ACN 003 485 952	Thursday, 19 February 2015	6,225.37		3,338 Ordinary shares
CBA Equities Limited ACN 003 485 952	Thursday, 19 February 2015	9,254.13		4,962 Ordinary shares
CBA Equities Limited ACN 003 485 952	Thursday, 19 February 2015	9,229.32		4,962 Ordinary shares
CBA Equities Limited ACN 003 485 952	Thursday, 19 February 2015	858.87		463 Ordinary shares
CBA Equities Limited ACN 003 485 952	Thursday, 19 February 2015	1,639.82		884 Ordinary shares
CBA Equities Limited ACN 003 485 952	Thursday, 19 February 2015	716.03		386 Ordinary shares
CBA Equities Limited ACN 003 485 952	Thursday, 19 February 2015	639.98		345 Ordinary shares
CBA Equities Limited ACN 003 485 952	Thursday, 19 February 2015	703.04		379 Ordinary shares
CBA Equities Limited ACN 003 485 952	Thursday, 19 February 2015	4,646.77		2,505 Ordinary shares
CBA Equities Limited	Thursday, 19 February	9,204.51		4,962 Ordinary shares

ACN 003 485 952	2015			
CBA Equities Limited ACN 003 485 952	Thursday, 19 February 2015	1.86		1 Ordinary shares
CBA Equities Limited ACN 003 485 952	Thursday, 19 February 2015	9,576.66		4,962 Ordinary shares
CBA Equities Limited ACN 003 485 952	Thursday, 19 February 2015	3,703.68		1,929 Ordinary shares
CBA Equities Limited ACN 003 485 952	Thursday, 19 February 2015	3,867.75		2,025 Ordinary shares
CBA Equities Limited ACN 003 485 952	Thursday, 19 February 2015	5,609.67		2,937 Ordinary shares
CBA Equities Limited ACN 003 485 952	Thursday, 19 February 2015	9,576.66		4,962 Ordinary shares
CBA Equities Limited ACN 003 485 952	Thursday, 19 February 2015	9,527.04		4,962 Ordinary shares
CBA Equities Limited ACN 003 485 952	Thursday, 19 February 2015	1,920.00		1,000 Ordinary shares
CBA Equities Limited ACN 003 485 952	Thursday, 19 February 2015	3,135.36		1,633 Ordinary shares
CBA Equities Limited ACN 003 485 952	Thursday, 19 February 2015	768.00		400 Ordinary shares
CBA Equities Limited ACN 003 485 952	Thursday, 19 February 2015	7,428.40		3,920 Ordinary shares
CBA Equities Limited ACN 003 485 952	Thursday, 19 February 2015	1,974.59		1,042 Ordinary shares
CBA Equities Limited ACN 003 485 952	Thursday, 19 February 2015	9,378.18		4,962 Ordinary shares
CBA Equities Limited ACN 003 485 952	Thursday, 19 February 2015	9,427.80		4,962 Ordinary shares
CBA Equities Limited ACN 003 485 952	Friday, 20 February 2015	9,227.46		4,961 Ordinary shares
CBA Equities Limited ACN 003 485 952	Friday, 20 February 2015	234.36		126 Ordinary shares
CBA Equities Limited ACN 003 485 952	Friday, 20 February 2015	8,993.10		4,835 Ordinary shares
CBA Equities Limited ACN 003 485 952	Friday, 20 February 2015	9,227.46		4,961 Ordinary shares

CBA Equities Limited ACN 003 485 952	Friday, 20 February 2015	9,202.66		4,961 Ordinary shares
CBA Equities Limited ACN 003 485 952	Friday, 20 February 2015	9,153.05		4,961 Ordinary shares
CBA Equities Limited ACN 003 485 952	Friday, 20 February 2015	9,153.05		4,961 Ordinary shares
CBA Equities Limited ACN 003 485 952	Friday, 20 February 2015	1,617.56		872 Ordinary shares
CBA Equities Limited ACN 003 485 952	Friday, 20 February 2015	421.08		227 Ordinary shares
CBA Equities Limited ACN 003 485 952	Friday, 20 February 2015	26,608.12		14,344 Ordinary shares
CBA Equities Limited ACN 003 485 952	Monday, 23 February 2015	9,200.80		4,960 Ordinary shares
CBA Equities Limited ACN 003 485 952	Monday, 23 February 2015	9,200.80		4,960 Ordinary shares
CBA Equities Limited ACN 003 485 952	Monday, 23 February 2015	9,200.80		4,960 Ordinary shares
CBA Equities Limited ACN 003 485 952	Monday, 23 February 2015	309.79		167 Ordinary shares
CBA Equities Limited ACN 003 485 952	Monday, 23 February 2015	326.48		176 Ordinary shares
CBA Equities Limited ACN 003 485 952	Monday, 23 February 2015	764.26		412 Ordinary shares
CBA Equities Limited ACN 003 485 952	Monday, 23 February 2015	61.21		33 Ordinary shares
CBA Equities Limited ACN 003 485 952	Monday, 23 February 2015	7,718.20		4,172 Ordinary shares
CBA Equities Limited ACN 003 485 952	Monday, 23 February 2015	514.30		278 Ordinary shares
CBA Equities Limited ACN 003 485 952	Monday, 23 February 2015	9,200.80		4,960 Ordinary shares
CBA Equities Limited ACN 003 485 952	Monday, 23 February 2015	8,661.70		4,682 Ordinary shares
CBA Equities Limited ACN 003 485 952	Monday, 23 February 2015	9,200.80		4,960 Ordinary shares
CBA Equities Limited	Monday, 23 February	9,200.80		4,960 Ordinary shares

ACN 003 485 952	2015			
CBA Equities Limited ACN 003 485 952	Monday, 23 February 2015	2,968.00		1,600 Ordinary shares
CBA Equities Limited ACN 003 485 952	Monday, 23 February 2015	59.36		32 Ordinary shares
CBA Equities Limited ACN 003 485 952	Monday, 23 February 2015	844.02		455 Ordinary shares
CBA Equities Limited ACN 003 485 952	Monday, 23 February 2015	5,329.42		2,873 Ordinary shares
CBA Equities Limited ACN 003 485 952	Monday, 23 February 2015	9,176.00		4,960 Ordinary shares
CBA Equities Limited ACN 003 485 952	Monday, 23 February 2015	2,898.95		1,567 Ordinary shares
CBA Equities Limited ACN 003 485 952	Monday, 23 February 2015	3,011.80		1,628 Ordinary shares
CBA Equities Limited ACN 003 485 952	Monday, 23 February 2015	190.55		103 Ordinary shares
CBA Equities Limited ACN 003 485 952	Monday, 23 February 2015	111.00		60 Ordinary shares
CBA Equities Limited ACN 003 485 952	Monday, 23 February 2015	2,963.70		1,602 Ordinary shares
CBA Equities Limited ACN 003 485 952	Monday, 23 February 2015	22,941.85		12,401 Ordinary shares
CBA Equities Limited ACN 003 485 952	Monday, 23 February 2015	3,034.00		1,640 Ordinary shares
CBA Equities Limited ACN 003 485 952	Monday, 23 February 2015	66.60		36 Ordinary shares
CBA Equities Limited ACN 003 485 952	Monday, 23 February 2015	10,874.30		5,878 Ordinary shares
CBA Equities Limited ACN 003 485 952	Monday, 23 February 2015	10,874.30		5,878 Ordinary shares
CBA Equities Limited ACN 003 485 952	Monday, 23 February 2015	9,074.25		4,905 Ordinary shares
CBA Equities Limited ACN 003 485 952	Monday, 23 February 2015	15,795.30		8,538 Ordinary shares
CBA Equities Limited ACN 003 485 952	Monday, 23 February 2015	4,151.40		2,244 Ordinary shares

CBA Equities Limited ACN 003 485 952	Tuesday, 24 February 2015	16.61		9 Ordinary shares
CBA Equities Limited ACN 003 485 952	Tuesday, 24 February 2015	9,126.40		4,960 Ordinary shares
CBA Equities Limited ACN 003 485 952	Tuesday, 24 February 2015	6,200.80		3,370 Ordinary shares
CBA Equities Limited ACN 003 485 952	Tuesday, 24 February 2015	106.72		58 Ordinary shares
CBA Equities Limited ACN 003 485 952	Tuesday, 24 February 2015	419.52		228 Ordinary shares
CBA Equities Limited ACN 003 485 952	Tuesday, 24 February 2015	143.52		78 Ordinary shares
CBA Equities Limited ACN 003 485 952	Tuesday, 24 February 2015	266.80		145 Ordinary shares
CBA Equities Limited ACN 003 485 952	Tuesday, 24 February 2015	425.04		231 Ordinary shares
CBA Equities Limited ACN 003 485 952	Tuesday, 24 February 2015	143.52		78 Ordinary shares
CBA Equities Limited ACN 003 485 952	Tuesday, 24 February 2015	7,621.28		4,142 Ordinary shares
CBA Equities Limited ACN 003 485 952	Tuesday, 24 February 2015	426.19		231 Ordinary shares
CBA Equities Limited ACN 003 485 952	Tuesday, 24 February 2015	103.32		56 Ordinary shares
CBA Equities Limited ACN 003 485 952	Tuesday, 24 February 2015	426.19		231 Ordinary shares
CBA Equities Limited ACN 003 485 952	Tuesday, 24 February 2015	623.61		338 Ordinary shares
CBA Equities Limited ACN 003 485 952	Tuesday, 24 February 2015	808.11		438 Ordinary shares
CBA Equities Limited ACN 003 485 952	Tuesday, 24 February 2015	359.77		195 Ordinary shares
CBA Equities Limited ACN 003 485 952	Tuesday, 24 February 2015	426.19		231 Ordinary shares
CBA Equities Limited ACN 003 485 952	Tuesday, 24 February 2015	1,845.00		1,000 Ordinary shares
CBA Equities Limited	Tuesday, 24 February	103.32		56 Ordinary shares

ACN 003 485 952	2015			
CBA Equities Limited ACN 003 485 952	Tuesday, 24 February 2015	426.19		231 Ordinary shares
CBA Equities Limited ACN 003 485 952	Tuesday, 24 February 2015	252.76		137 Ordinary shares
CBA Equities Limited ACN 003 485 952	Tuesday, 24 February 2015	333.94		181 Ordinary shares
CBA Equities Limited ACN 003 485 952	Tuesday, 24 February 2015	254.61		138 Ordinary shares
CBA Equities Limited ACN 003 485 952	Tuesday, 24 February 2015	2,799.05		1,513 Ordinary shares
CBA Equities Limited ACN 003 485 952	Tuesday, 24 February 2015	6,376.95		3,447 Ordinary shares
CBA Equities Limited ACN 003 485 952	Tuesday, 24 February 2015	9,176.00		4,960 Ordinary shares
CBA Equities Limited ACN 003 485 952	Tuesday, 24 February 2015	9,151.20		4,960 Ordinary shares
CBA Equities Limited ACN 003 485 952	Tuesday, 24 February 2015	9,126.40		4,960 Ordinary shares
CBA Equities Limited ACN 003 485 952	Tuesday, 24 February 2015	2,925.60		1,590 Ordinary shares
CBA Equities Limited ACN 003 485 952	Tuesday, 24 February 2015	103.32		56 Ordinary shares
CBA Equities Limited ACN 003 485 952	Tuesday, 24 February 2015	103.32		56 Ordinary shares
CBA Equities Limited ACN 003 485 952	Tuesday, 24 February 2015	426.19		231 Ordinary shares
CBA Equities Limited ACN 003 485 952	Tuesday, 24 February 2015	103.32		56 Ordinary shares
CBA Equities Limited ACN 003 485 952	Tuesday, 24 February 2015	9,126.40		4,960 Ordinary shares
CBA Equities Limited ACN 003 485 952	Tuesday, 24 February 2015	9,176.00		4,960 Ordinary shares
CBA Equities Limited ACN 003 485 952	Tuesday, 24 February 2015	420.66		228 Ordinary shares
CBA Equities Limited ACN 003 485 952	Tuesday, 24 February 2015	103.32		56 Ordinary shares

CBA Equities Limited ACN 003 485 952	Tuesday, 24 February 2015	103.32		56 Ordinary shares
CBA Equities Limited ACN 003 485 952	Tuesday, 24 February 2015	426.19		231 Ordinary shares
CBA Equities Limited ACN 003 485 952	Tuesday, 24 February 2015	426.19		231 Ordinary shares
CBA Equities Limited ACN 003 485 952	Tuesday, 24 February 2015	9,176.00		4,960 Ordinary shares
CBA Equities Limited ACN 003 485 952	Tuesday, 24 February 2015	9,126.40		4,960 Ordinary shares
CBA Equities Limited ACN 003 485 952	Tuesday, 24 February 2015	103.32		56 Ordinary shares
CBA Equities Limited ACN 003 485 952	Tuesday, 24 February 2015	426.19		231 Ordinary shares
CBA Equities Limited ACN 003 485 952	Tuesday, 24 February 2015	9,101.60		4,960 Ordinary shares
CBA Equities Limited ACN 003 485 952	Tuesday, 24 February 2015	9,101.60		4,960 Ordinary shares
CBA Equities Limited ACN 003 485 952	Tuesday, 24 February 2015	9,101.60		4,960 Ordinary shares
CBA Equities Limited ACN 003 485 952	Tuesday, 24 February 2015	9,101.60		4,960 Ordinary shares
CBA Equities Limited ACN 003 485 952	Wednesday, 25 February 2015	9,301.80		5,028 Ordinary shares
CBA Equities Limited ACN 003 485 952	Wednesday, 25 February 2015	5,224.40		2,824 Ordinary shares
CBA Equities Limited ACN 003 485 952	Wednesday, 25 February 2015	5,550.00		3,000 Ordinary shares
CBA Equities Limited ACN 003 485 952	Wednesday, 25 February 2015	33.30		18 Ordinary shares
CBA Equities Limited ACN 003 485 952	Wednesday, 25 February 2015	4,232.80		2,288 Ordinary shares
CBA Equities Limited ACN 003 485 952	Wednesday, 25 February 2015	9,174.15		4,959 Ordinary shares
CBA Equities Limited ACN 003 485 952	Wednesday, 25 February 2015	107.30		58 Ordinary shares
CBA Equities Limited	Wednesday, 25	9,174.15		4,959 Ordinary shares

ACN 003 485 952	February 2015			
CBA Equities Limited ACN 003 485 952	Wednesday, 25 February 2015	2,800.90		1,514 Ordinary shares
CBA Equities Limited ACN 003 485 952	Wednesday, 25 February 2015	2,140.45		1,157 Ordinary shares
CBA Equities Limited ACN 003 485 952	Wednesday, 25 February 2015	4,563.95		2,467 Ordinary shares
CBA Equities Limited ACN 003 485 952	Wednesday, 25 February 2015	4,610.20		2,492 Ordinary shares
CBA Equities Limited ACN 003 485 952	Wednesday, 25 February 2015	2,327.30		1,258 Ordinary shares
CBA Equities Limited ACN 003 485 952	Wednesday, 25 February 2015	22,998.29		12,398 Ordinary shares
CBA Equities Limited ACN 003 485 952	Wednesday, 25 February 2015	9,149.35		4,959 Ordinary shares
CBA Equities Limited ACN 003 485 952	Wednesday, 25 February 2015	9,174.15		4,959 Ordinary shares
CBA Equities Limited ACN 003 485 952	Thursday, 26 February 2015	534.73		293 Ordinary shares
CBA Equities Limited ACN 003 485 952	Thursday, 26 February 2015	177.03		97 Ordinary shares
CBA Equities Limited ACN 003 485 952	Thursday, 26 February 2015	8,338.42		4,569 Ordinary shares
CBA Equities Limited ACN 003 485 952	Thursday, 26 February 2015	6,283.04		3,424 Ordinary shares
CBA Equities Limited ACN 003 485 952	Thursday, 26 February 2015	2,816.72		1,535 Ordinary shares
CBA Equities Limited ACN 003 485 952	Thursday, 26 February 2015	9,050.17		4,959 Ordinary shares
CBA Equities Limited ACN 003 485 952	Thursday, 26 February 2015	9,050.17		4,959 Ordinary shares
CBA Equities Limited ACN 003 485 952	Thursday, 26 February 2015	2,928.38		1,609 Ordinary shares
CBA Equities Limited ACN 003 485 952	Thursday, 26 February 2015	6,097.00		3,350 Ordinary shares
CBA Equities Limited ACN 003 485 952	Thursday, 26 February 2015	6,568.38		3,609 Ordinary shares

CBA Equities Limited ACN 003 485 952	Thursday, 26 February 2015	2,457.00		1,350 Ordinary shares
CBA Equities Limited ACN 003 485 952	Thursday, 26 February 2015	9,025.38		4,959 Ordinary shares
CBA Equities Limited ACN 003 485 952	Friday, 27 February 2015	8,104.46		4,453 Ordinary shares
CBA Equities Limited ACN 003 485 952	Friday, 27 February 2015	9,124.56		4,959 Ordinary shares
CBA Equities Limited ACN 003 485 952	Friday, 27 February 2015	11,731.72		6,446 Ordinary shares
CBA Equities Limited ACN 003 485 952	Friday, 27 February 2015	9,099.76		4,959 Ordinary shares
CBA Equities Limited ACN 003 485 952	Friday, 27 February 2015	7,485.15		4,170 Ordinary shares
CBA Equities Limited ACN 003 485 952	Friday, 27 February 2015	9,124.56		4,959 Ordinary shares
CBA Equities Limited ACN 003 485 952	Friday, 27 February 2015	9,149.35		4,959 Ordinary shares
CBA Equities Limited ACN 003 485 952	Friday, 27 February 2015	9,149.35		4,959 Ordinary shares
CBA Equities Limited ACN 003 485 952	Friday, 27 February 2015	9,149.35		4,959 Ordinary shares
CBA Equities Limited ACN 003 485 952	Friday, 27 February 2015	9,149.35		4,959 Ordinary shares
CBA Equities Limited ACN 003 485 952	Friday, 27 February 2015	297.05		161 Ordinary shares
CBA Equities Limited ACN 003 485 952	Friday, 27 February 2015	68.27		37 Ordinary shares
CBA Equities Limited ACN 003 485 952	Friday, 27 February 2015	4,079.30		2,211 Ordinary shares
CBA Equities Limited ACN 003 485 952	Friday, 27 February 2015	488.93		265 Ordinary shares
CBA Equities Limited ACN 003 485 952	Friday, 27 February 2015	4,215.82		2,285 Ordinary shares
CBA Equities Limited ACN 003 485 952	Friday, 27 February 2015	22,810.48		12,397 Ordinary shares
CBA Equities Limited	Friday, 27 February	9,124.56		4,959 Ordinary shares

ACN 003 485 952	2015			
CBA Equities Limited ACN 003 485 952	Friday, 27 February 2015	9,124.56		4,959 Ordinary shares
CBA Equities Limited ACN 003 485 952	Friday, 27 February 2015	9,099.76		4,959 Ordinary shares
CBA Equities Limited ACN 003 485 952	Friday, 27 February 2015	9,124.56		4,959 Ordinary shares
CBA Equities Limited ACN 003 485 952	Friday, 27 February 2015	9,124.56		4,959 Ordinary shares
CBA Equities Limited ACN 003 485 952	Friday, 27 February 2015	333.04		181 Ordinary shares
CBA Equities Limited ACN 003 485 952	Friday, 27 February 2015	333.04		181 Ordinary shares
CBA Equities Limited ACN 003 485 952	Friday, 27 February 2015	8,458.48		4,597 Ordinary shares
CBA Equities Limited ACN 003 485 952	Monday, 2 March 2015	9,345.83		4,958 Ordinary shares
CBA Equities Limited ACN 003 485 952	Monday, 2 March 2015	9,321.04		4,958 Ordinary shares
CBA Equities Limited ACN 003 485 952	Monday, 2 March 2015	9,246.67		4,958 Ordinary shares
CBA Equities Limited ACN 003 485 952	Monday, 2 March 2015	5,056.02		2,711 Ordinary shares
CBA Equities Limited ACN 003 485 952	Monday, 2 March 2015	2,614.73		1,402 Ordinary shares
CBA Equities Limited ACN 003 485 952	Monday, 2 March 2015	67.14		36 Ordinary shares
CBA Equities Limited ACN 003 485 952	Monday, 2 March 2015	1,508.79		809 Ordinary shares
CBA Equities Limited ACN 003 485 952	Monday, 2 March 2015	9,296.25		4,958 Ordinary shares
CBA Equities Limited ACN 003 485 952	Monday, 2 March 2015	1,276.88		681 Ordinary shares
CBA Equities Limited ACN 003 485 952	Monday, 2 March 2015	598.13		319 Ordinary shares
CBA Equities Limited ACN 003 485 952	Monday, 2 March 2015	7,421.25		3,958 Ordinary shares

CBA Equities Limited ACN 003 485 952	Monday, 2 March 2015	9,271.46		4,958 Ordinary shares
CBA Equities Limited ACN 003 485 952	Monday, 2 March 2015	59,639.91		31,893 Ordinary shares
CBA Equities Limited ACN 003 485 952	Monday, 2 March 2015	7,530.49		4,027 Ordinary shares
CBA Equities Limited ACN 003 485 952	Monday, 2 March 2015	8,749.73		4,679 Ordinary shares
CBA Equities Limited ACN 003 485 952	Monday, 2 March 2015	394.57		211 Ordinary shares
CBA Equities Limited ACN 003 485 952	Monday, 2 March 2015	3,364.13		1,799 Ordinary shares
CBA Equities Limited ACN 003 485 952	Monday, 2 March 2015	6,767.53		3,619 Ordinary shares
CBA Equities Limited ACN 003 485 952	Monday, 2 March 2015	10,331.75		5,525 Ordinary shares
CBA Equities Limited ACN 003 485 952	Monday, 2 March 2015	714.34		382 Ordinary shares
CBA Equities Limited ACN 003 485 952	Monday, 2 March 2015	8,035.39		4,297 Ordinary shares
CBA Equities Limited ACN 003 485 952	Monday, 2 March 2015	712.47		381 Ordinary shares
CBA Equities Limited ACN 003 485 952	Monday, 2 March 2015	3.74		2 Ordinary shares
CBA Equities Limited ACN 003 485 952	Monday, 2 March 2015	3,395.92		1,816 Ordinary shares
CBA Equities Limited ACN 003 485 952	Tuesday, 3 March 2015	5,927.82		3,187 Ordinary shares
CBA Equities Limited ACN 003 485 952	Tuesday, 3 March 2015	10,230.00		5,500 Ordinary shares
CBA Equities Limited ACN 003 485 952	Tuesday, 3 March 2015	3,734.88		2,008 Ordinary shares
CBA Equities Limited ACN 003 485 952	Tuesday, 3 March 2015	9,147.51		4,958 Ordinary shares
CBA Equities Limited ACN 003 485 952	Tuesday, 3 March 2015	9,048.35		4,958 Ordinary shares
CBA Equities Limited	Tuesday, 3 March 2015	7,762.86		4,242 Ordinary shares

ACN 003 485 952				
CBA Equities Limited ACN 003 485 952	Tuesday, 3 March 2015	9,997.29		5,463 Ordinary shares
CBA Equities Limited ACN 003 485 952	Tuesday, 3 March 2015	25,314.39		13,833 Ordinary shares
CBA Equities Limited ACN 003 485 952	Wednesday, 4 March 2015	19,890.78		10,929 Ordinary shares
CBA Equities Limited ACN 003 485 952	Wednesday, 4 March 2015	158.34		87 Ordinary shares
CBA Equities Limited ACN 003 485 952	Wednesday, 4 March 2015	8,853.07		4,851 Ordinary shares
CBA Equities Limited ACN 003 485 952	Wednesday, 4 March 2015	8,962.47		4,938 Ordinary shares
CBA Equities Limited ACN 003 485 952	Wednesday, 4 March 2015	8,937.78		4,938 Ordinary shares
CBA Equities Limited ACN 003 485 952	Wednesday, 4 March 2015	8,843.66		4,886 Ordinary shares
CBA Equities Limited ACN 003 485 952	Wednesday, 4 March 2015	3,315.70		1,868 Ordinary shares
CBA Equities Limited ACN 003 485 952	Wednesday, 4 March 2015	5,449.25		3,070 Ordinary shares
CBA Equities Limited ACN 003 485 952	Wednesday, 4 March 2015	8,715.57		4,938 Ordinary shares
CBA Equities Limited ACN 003 485 952	Wednesday, 4 March 2015	21,972.32		12,344 Ordinary shares
CBA Equities Limited ACN 003 485 952	Thursday, 5 March 2015	8,613.32		4,936 Ordinary shares
CBA Equities Limited ACN 003 485 952	Thursday, 5 March 2015	8,613.32		4,936 Ordinary shares
CBA Equities Limited ACN 003 485 952	Thursday, 5 March 2015	8,638.00		4,936 Ordinary shares
CBA Equities Limited ACN 003 485 952	Thursday, 5 March 2015	71.75		41 Ordinary shares
CBA Equities Limited ACN 003 485 952	Thursday, 5 March 2015	8,638.00		4,936 Ordinary shares
CBA Equities Limited ACN 003 485 952	Thursday, 5 March 2015	2,080.75		1,189 Ordinary shares

CBA Equities Limited ACN 003 485 952	Thursday, 5 March 2015	600.25		343 Ordinary shares
CBA Equities Limited ACN 003 485 952	Thursday, 5 March 2015	815.50		466 Ordinary shares
CBA Equities Limited ACN 003 485 952	Thursday, 5 March 2015	17,262.00		9,864 Ordinary shares
CBA Equities Limited ACN 003 485 952	Thursday, 5 March 2015	985.25		563 Ordinary shares
CBA Equities Limited ACN 003 485 952	Thursday, 5 March 2015	8,638.00		4,936 Ordinary shares
CBA Equities Limited ACN 003 485 952	Thursday, 5 March 2015	78.75		45 Ordinary shares
CBA Equities Limited ACN 003 485 952	Thursday, 5 March 2015	8,559.25		4,891 Ordinary shares
CBA Equities Limited ACN 003 485 952	Thursday, 5 March 2015	8,662.68		4,936 Ordinary shares
CBA Equities Limited ACN 003 485 952	Thursday, 5 March 2015	8,638.00		4,936 Ordinary shares
CBA Equities Limited ACN 003 485 952	Thursday, 5 March 2015	8,638.00		4,936 Ordinary shares
CBA Equities Limited ACN 003 485 952	Thursday, 5 March 2015	28,206.36		16,072 Ordinary shares
CBA Equities Limited ACN 003 485 952	Thursday, 5 March 2015	40,133.34		22,868 Ordinary shares
CBA Equities Limited ACN 003 485 952	Thursday, 5 March 2015	6,485.50		3,706 Ordinary shares
CBA Equities Limited ACN 003 485 952	Thursday, 5 March 2015	8,034.39		4,578 Ordinary shares
CBA Equities Limited ACN 003 485 952	Friday, 6 March 2015	1,858.50		1,062 Ordinary shares
CBA Equities Limited ACN 003 485 952	Friday, 6 March 2015	18,084.50		10,334 Ordinary shares
CBA Equities Limited ACN 003 485 952	Monday, 9 March 2015	13,145.09		7,533 Ordinary shares
CBA Equities Limited ACN 003 485 952	Monday, 9 March 2015	6,571.67		3,766 Ordinary shares
CBA Equities Limited	Monday, 9 March 2015	8,565.69		4,937 Ordinary shares

ACN 003 485 952				
CBA Equities Limited ACN 003 485 952	Monday, 9 March 2015	8,442.27		4,937 Ordinary shares
CBA Equities Limited ACN 003 485 952	Monday, 9 March 2015	8,442.27		4,937 Ordinary shares
CBA Equities Limited ACN 003 485 952	Monday, 9 March 2015	8,442.27		4,937 Ordinary shares
CBA Equities Limited ACN 003 485 952	Monday, 9 March 2015	61,855.70		36,279 Ordinary shares
CBA Equities Limited ACN 003 485 952	Monday, 9 March 2015	8,516.33		4,937 Ordinary shares
CBA Equities Limited ACN 003 485 952	Monday, 9 March 2015	5,175.00		3,000 Ordinary shares
CBA Equities Limited ACN 003 485 952	Tuesday, 10 March 2015	8,292.48		4,936 Ordinary shares
CBA Equities Limited ACN 003 485 952	Tuesday, 10 March 2015	19,941.00		11,730 Ordinary shares
CBA Equities Limited ACN 003 485 952	Tuesday, 10 March 2015	8,465.24		4,936 Ordinary shares
CBA Equities Limited ACN 003 485 952	Tuesday, 10 March 2015	8,465.24		4,936 Ordinary shares
CBA Equities Limited ACN 003 485 952	Tuesday, 10 March 2015	8,440.56		4,936 Ordinary shares
CBA Equities Limited ACN 003 485 952	Wednesday, 11 March 2015	19,709.46		11,628 Ordinary shares
CBA Equities Limited ACN 003 485 952	Wednesday, 11 March 2015	8,389.50		4,935 Ordinary shares
CBA Equities Limited ACN 003 485 952	Thursday, 12 March 2015	1,788.50		1,022 Ordinary shares
CBA Equities Limited ACN 003 485 952	Thursday, 12 March 2015	2,068.50		1,182 Ordinary shares
CBA Equities Limited ACN 003 485 952	Thursday, 12 March 2015	15,806.00		9,032 Ordinary shares
CBA Equities Limited ACN 003 485 952	Thursday, 12 March 2015	34,868.30		20,097 Ordinary shares
CBA Equities Limited ACN 003 485 952	Friday, 13 March 2015	6,490.64		3,741 Ordinary shares

CBA Equities Limited ACN 003 485 952	Friday, 13 March 2015	720.03		415 Ordinary shares
CBA Equities Limited ACN 003 485 952	Friday, 13 March 2015	5,178.98		2,985 Ordinary shares
CBA Equities Limited ACN 003 485 952	Friday, 13 March 2015	7,609.71		4,386 Ordinary shares
CBA Equities Limited ACN 003 485 952	Monday, 16 March 2015	17,100.00		10,000 Ordinary shares
CBA Equities Limited ACN 003 485 952	Monday, 16 March 2015	8,405.65		4,930 Ordinary shares
CBA Equities Limited ACN 003 485 952	Monday, 16 March 2015	18,328.75		10,750 Ordinary shares
CBA Equities Limited ACN 003 485 952	Monday, 16 March 2015	35,482.40		20,872 Ordinary shares
CBA Equities Limited ACN 003 485 952	Monday, 16 March 2015	24,553.10		14,443 Ordinary shares
CBA Equities Limited ACN 003 485 952	Monday, 16 March 2015	8,178.70		4,811 Ordinary shares
CBA Equities Limited ACN 003 485 952	Tuesday, 17 March 2015	21,511.80		12,654 Ordinary shares
CBA Equities Limited ACN 003 485 952	Tuesday, 17 March 2015	1,570.80		924 Ordinary shares
CBA Equities Limited ACN 003 485 952	Tuesday, 17 March 2015	45,082.30		26,519 Ordinary shares
CBA Equities Limited ACN 003 485 952	Tuesday, 17 March 2015	15,422.40		9,072 Ordinary shares
CBA Equities Limited ACN 003 485 952	Tuesday, 17 March 2015	6,577.30		3,869 Ordinary shares
CBA Equities Limited ACN 003 485 952	Thursday, 19 March 2015	453.15		265 Ordinary shares
CBA Equities Limited ACN 003 485 952	Thursday, 19 March 2015	13,271.31		7,761 Ordinary shares
CBA Equities Limited ACN 003 485 952	Thursday, 19 March 2015	759.24		444 Ordinary shares
CBA Equities Limited ACN 003 485 952	Thursday, 19 March 2015	245,778.39		145,002 Ordinary shares
CBA Equities Limited	Thursday, 19 March	188,094.15		110,970 Ordinary shares

ACN 003 485 952	2015			
CBA Equities Limited ACN 003 485 952	Friday, 20 March 2015	8,531.20		4,960 Ordinary shares
CBA Equities Limited ACN 003 485 952	Friday, 20 March 2015	4,781.16		2,796 Ordinary shares
CBA Equities Limited ACN 003 485 952	Friday, 20 March 2015	1,629.63		953 Ordinary shares
CBA Equities Limited ACN 003 485 952	Wednesday, 1 April 2015	19,170.90		12,172 Ordinary shares
CBA Equities Limited ACN 003 485 952	Wednesday, 1 April 2015	978.07		621 Ordinary shares
CBA Equities Limited ACN 003 485 952	Wednesday, 1 April 2015	7,875.00		5,000 Ordinary shares
CBA Equities Limited ACN 003 485 952	Wednesday, 1 April 2015	20,163.15		12,802 Ordinary shares
CBA Equities Limited ACN 003 485 952	Thursday, 2 April 2015	360.76		232 Ordinary shares
CBA Equities Limited ACN 003 485 952	Thursday, 2 April 2015	1,091.61		702 Ordinary shares
CBA Equities Limited ACN 003 485 952	Thursday, 2 April 2015	4,981.72		3,163 Ordinary shares
CBA Equities Limited ACN 003 485 952	Thursday, 2 April 2015	10,119.38		6,425 Ordinary shares
CBA Equities Limited ACN 003 485 952	Thursday, 2 April 2015	12,053.48		7,653 Ordinary shares
CBA Equities Limited ACN 003 485 952	Tuesday, 7 April 2015	7,970.70		4,890 Ordinary shares
CBA Equities Limited ACN 003 485 952	Tuesday, 7 April 2015	7,897.35		4,890 Ordinary shares
CBA Equities Limited ACN 003 485 952	Wednesday, 8 April 2015	21.25		13 Ordinary shares
CBA Equities Limited ACN 003 485 952	Wednesday, 8 April 2015	2,913.57		1,782 Ordinary shares
CBA Equities Limited ACN 003 485 952	Wednesday, 8 April 2015	5,101.20		3,120 Ordinary shares
CBA Equities Limited ACN 003 485 952	Wednesday, 8 April 2015	21,197.78		12,965 Ordinary shares

CBA Equities Limited ACN 003 485 952	Wednesday, 8 April 2015	24,345.68		14,936 Ordinary shares
CBA Equities Limited ACN 003 485 952	Wednesday, 8 April 2015	4,340.69		2,663 Ordinary shares
CBA Equities Limited ACN 003 485 952	Wednesday, 8 April 2015	42,453.35		26,045 Ordinary shares
CBA Equities Limited ACN 003 485 952	Thursday, 9 April 2015	8,183.48		4,915 Ordinary shares
CBA Equities Limited ACN 003 485 952	Thursday, 9 April 2015	2,891.59		1,711 Ordinary shares
CBA Equities Limited ACN 003 485 952	Thursday, 9 April 2015	5,414.76		3,204 Ordinary shares
CBA Equities Limited ACN 003 485 952	Thursday, 9 April 2015	8,158.90		4,915 Ordinary shares
CBA Equities Limited ACN 003 485 952	Thursday, 9 April 2015	14,400.50		8,675 Ordinary shares
CBA Equities Limited ACN 003 485 952	Friday, 10 April 2015	8,060.60		4,915 Ordinary shares
CBA Equities Limited ACN 003 485 952	Friday, 10 April 2015	8,036.02		4,915 Ordinary shares
CBA Equities Limited ACN 003 485 952	Friday, 10 April 2015	8,036.02		4,915 Ordinary shares
CBA Equities Limited ACN 003 485 952	Friday, 10 April 2015	8,036.02		4,915 Ordinary shares
CBA Equities Limited ACN 003 485 952	Friday, 10 April 2015	7,986.88		4,915 Ordinary shares
CBA Equities Limited ACN 003 485 952	Friday, 10 April 2015	12,818.40		7,840 Ordinary shares
CBA Equities Limited ACN 003 485 952	Monday, 13 April 2015	8,036.02		4,915 Ordinary shares
CBA Equities Limited ACN 003 485 952	Monday, 13 April 2015	8,036.02		4,915 Ordinary shares
CBA Equities Limited ACN 003 485 952	Monday, 13 April 2015	8,134.32		4,915 Ordinary shares
CBA Equities Limited ACN 003 485 952	Monday, 13 April 2015	10,692.00		6,480 Ordinary shares
CBA Equities Limited	Monday, 13 April 2015	43,060.05		26,097 Ordinary shares

ACN 003 485 952				
CBA Equities Limited ACN 003 485 952	Monday, 13 April 2015	8,036.02		4,915 Ordinary shares
CBA Equities Limited ACN 003 485 952	Tuesday, 14 April 2015	4,962.64		3,026 Ordinary shares
CBA Equities Limited ACN 003 485 952	Tuesday, 14 April 2015	1.64		1 Ordinary shares
CBA Equities Limited ACN 003 485 952	Thursday, 16 April 2015	8,003.30		4,910 Ordinary shares
CBA Equities Limited ACN 003 485 952	Thursday, 16 April 2015	8,003.30		4,910 Ordinary shares
CBA Equities Limited ACN 003 485 952	Thursday, 16 April 2015	839.45		515 Ordinary shares
CBA Equities Limited ACN 003 485 952	Thursday, 16 April 2015	7,163.85		4,395 Ordinary shares
CBA Equities Limited ACN 003 485 952	Thursday, 16 April 2015	7,978.75		4,910 Ordinary shares
CBA Equities Limited ACN 003 485 952	Thursday, 16 April 2015	8,027.85		4,910 Ordinary shares
CBA Equities Limited ACN 003 485 952	Thursday, 16 April 2015	10,596.30		6,422 Ordinary shares
CBA Equities Limited ACN 003 485 952	Thursday, 16 April 2015	26,165.70		15,858 Ordinary shares
CBA Equities Limited ACN 003 485 952	Thursday, 16 April 2015	15,089.25		9,145 Ordinary shares
CBA Equities Limited ACN 003 485 952	Thursday, 16 April 2015	3,242.25		1,965 Ordinary shares
CBA Equities Limited ACN 003 485 952	Friday, 17 April 2015	8,027.85		4,910 Ordinary shares
CBA Equities Limited ACN 003 485 952	Tuesday, 21 April 2015	7,954.20		4,910 Ordinary shares
CBA Equities Limited ACN 003 485 952	Tuesday, 21 April 2015	4,271.68		2,645 Ordinary shares
CBA Equities Limited ACN 003 485 952	Tuesday, 21 April 2015	1,073.97		665 Ordinary shares
CBA Equities Limited ACN 003 485 952	Tuesday, 21 April 2015	242.25		150 Ordinary shares

CBA Equities Limited ACN 003 485 952	Tuesday, 21 April 2015	323.00		200 Ordinary shares
CBA Equities Limited ACN 003 485 952	Tuesday, 21 April 2015	313.31		194 Ordinary shares
CBA Equities Limited ACN 003 485 952	Tuesday, 21 April 2015	7,929.65		4,910 Ordinary shares
CBA Equities Limited ACN 003 485 952	Tuesday, 21 April 2015	7,905.10		4,910 Ordinary shares
CBA Equities Limited ACN 003 485 952	Tuesday, 21 April 2015	1,705.44		1,056 Ordinary shares
CBA Equities Limited ACN 003 485 952	Tuesday, 21 April 2015	43.60		27 Ordinary shares
CBA Equities Limited ACN 003 485 952	Tuesday, 21 April 2015	807.50		500 Ordinary shares
CBA Equities Limited ACN 003 485 952	Tuesday, 21 April 2015	403.75		250 Ordinary shares
CBA Equities Limited ACN 003 485 952	Tuesday, 21 April 2015	6,673.18		4,132 Ordinary shares
CBA Equities Limited ACN 003 485 952	Tuesday, 21 April 2015	1.62		1 Ordinary shares
CBA Equities Limited ACN 003 485 952	Tuesday, 21 April 2015	19,764.36		12,276 Ordinary shares
CBA Equities Limited ACN 003 485 952	Tuesday, 21 April 2015	58,562.14		36,374 Ordinary shares
CBA Equities Limited ACN 003 485 952	Tuesday, 21 April 2015	30,578.73		18,993 Ordinary shares
CBA Equities Limited ACN 003 485 952	Tuesday, 21 April 2015	18,698.54		11,614 Ordinary shares
CBA Equities Limited ACN 003 485 952	Tuesday, 21 April 2015	568.33		353 Ordinary shares
CBA Equities Limited ACN 003 485 952	Wednesday, 22 April 2015	7,872.52		4,905 Ordinary shares
CBA Equities Limited ACN 003 485 952	Wednesday, 22 April 2015	7,946.10		4,905 Ordinary shares
CBA Equities Limited ACN 003 485 952	Wednesday, 22 April 2015	7,921.57		4,905 Ordinary shares
CBA Equities Limited	Wednesday, 22 April	7,946.10		4,905 Ordinary shares

ACN 003 485 952	2015			
CBA Equities Limited ACN 003 485 952	Wednesday, 22 April 2015	6,117.12		3,776 Ordinary shares
CBA Equities Limited ACN 003 485 952	Wednesday, 22 April 2015	500.58		309 Ordinary shares
CBA Equities Limited ACN 003 485 952	Wednesday, 22 April 2015	288.36		178 Ordinary shares
CBA Equities Limited ACN 003 485 952	Wednesday, 22 April 2015	1,040.04		642 Ordinary shares
CBA Equities Limited ACN 003 485 952	Thursday, 23 April 2015	19,882.26		12,273 Ordinary shares
CBA Equities Limited ACN 003 485 952	Thursday, 23 April 2015	73,549.62		45,401 Ordinary shares
CBA Equities Limited ACN 003 485 952	Thursday, 23 April 2015	2,653.45		1,643 Ordinary shares
CBA Equities Limited ACN 003 485 952	Thursday, 23 April 2015	2,212.55		1,370 Ordinary shares
CBA Equities Limited ACN 003 485 952	Thursday, 23 April 2015	765.51		474 Ordinary shares
CBA Equities Limited ACN 003 485 952	Thursday, 23 April 2015	4,357.27		2,698 Ordinary shares
CBA Equities Limited ACN 003 485 952	Friday, 24 April 2015	39,520.67		24,547 Ordinary shares
CBA Equities Limited ACN 003 485 952	Friday, 24 April 2015	7,897.05		4,905 Ordinary shares
CBA Equities Limited ACN 003 485 952	Monday, 27 April 2015	7,995.15		4,905 Ordinary shares
CBA Equities Limited ACN 003 485 952	Tuesday, 28 April 2015	51,376.61		31,423 Ordinary shares
CBA Equities Limited ACN 003 485 952	Wednesday, 29 April 2015	48,105.19		29,879 Ordinary shares
CBA Equities Limited ACN 003 485 952	Thursday, 14 May 2015	17,812.35		10,326 Ordinary shares
CBA Equities Limited ACN 003 485 952	Friday, 15 May 2015	7,930.32		4,584 Ordinary shares
CBA Equities Limited ACN 003 485 952	Friday, 15 May 2015	268.15		155 Ordinary shares

CBA Equities Limited ACN 003 485 952	Friday, 15 May 2015	81.31		47 Ordinary shares
CBA Equities Limited ACN 003 485 952	Friday, 15 May 2015	102.07		59 Ordinary shares
CBA Equities Limited ACN 003 485 952	Friday, 15 May 2015	88.23		51 Ordinary shares
CBA Equities Limited ACN 003 485 952	Friday, 15 May 2015	8,345.98		4,895 Ordinary shares
CBA Equities Limited ACN 003 485 952	Friday, 15 May 2015	8,345.98		4,895 Ordinary shares
CBA Equities Limited ACN 003 485 952	Friday, 15 May 2015	41,741.81		24,482 Ordinary shares
CBA Equities Limited ACN 003 485 952	Monday, 18 May 2015	7,931.55		4,598 Ordinary shares
CBA Equities Limited ACN 003 485 952	Monday, 18 May 2015	26,568.45		15,402 Ordinary shares
CBA Equities Limited ACN 003 485 952	Monday, 18 May 2015	18,636.90		10,804 Ordinary shares
CBA Equities Limited ACN 003 485 952	Wednesday, 20 May 2015	42,111.66		24,342 Ordinary shares
CBA Equities Limited ACN 003 485 952	Wednesday, 20 May 2015	8,490.84		4,908 Ordinary shares
CBA Equities Limited ACN 003 485 952	Wednesday, 20 May 2015	39,760.59		22,983 Ordinary shares
CBA Equities Limited ACN 003 485 952	Wednesday, 20 May 2015	8,409.38		4,875 Ordinary shares
CBA Equities Limited ACN 003 485 952	Wednesday, 20 May 2015	72.24		42 Ordinary shares
CBA Equities Limited ACN 003 485 952	Wednesday, 20 May 2015	237.36		138 Ordinary shares
CBA Equities Limited ACN 003 485 952	Wednesday, 20 May 2015	3,737.56		2,173 Ordinary shares
CBA Equities Limited ACN 003 485 952	Wednesday, 20 May 2015	4,341.28		2,524 Ordinary shares
CBA Equities Limited ACN 003 485 952	Thursday, 21 May 2015	106,019.59		61,283 Ordinary shares
CBA Equities Limited	Thursday, 21 May 2015	7,700.23		4,451 Ordinary shares

ACN 003 485 952				
CBA Equities Limited ACN 003 485 952	Thursday, 21 May 2015	42,445.55		24,535 Ordinary shares
CBA Equities Limited ACN 003 485 952	Thursday, 21 May 2015	3,999.76		2,312 Ordinary shares
CBA Equities Limited ACN 003 485 952	Thursday, 21 May 2015	4,433.99		2,563 Ordinary shares
CBA Equities Limited ACN 003 485 952	Thursday, 21 May 2015	8,433.75		4,875 Ordinary shares
CBA Equities Limited ACN 003 485 952	Friday, 22 May 2015	8,385.00		4,875 Ordinary shares
CBA Equities Limited ACN 003 485 952	Friday, 22 May 2015	8,506.88		4,875 Ordinary shares
CBA Equities Limited ACN 003 485 952	Friday, 22 May 2015	3,962.90		2,271 Ordinary shares
CBA Equities Limited ACN 003 485 952	Friday, 22 May 2015	4,247.33		2,434 Ordinary shares
CBA Equities Limited ACN 003 485 952	Friday, 22 May 2015	134.37		77 Ordinary shares
CBA Equities Limited ACN 003 485 952	Friday, 22 May 2015	164.03		94 Ordinary shares
CBA Equities Limited ACN 003 485 952	Friday, 22 May 2015	21,027.75		12,190 Ordinary shares
CBA Equities Limited ACN 003 485 952	Friday, 22 May 2015	8,433.75		4,875 Ordinary shares
CBA Equities Limited ACN 003 485 952	Tuesday, 26 May 2015	8,385.00		4,875 Ordinary shares
CBA Equities Limited ACN 003 485 952	Tuesday, 26 May 2015	8,360.63		4,875 Ordinary shares
CBA Equities Limited ACN 003 485 952	Tuesday, 26 May 2015	1,456.04		849 Ordinary shares
CBA Equities Limited ACN 003 485 952	Tuesday, 26 May 2015	269.26		157 Ordinary shares
CBA Equities Limited ACN 003 485 952	Tuesday, 26 May 2015	367.01		214 Ordinary shares
CBA Equities Limited ACN 003 485 952	Tuesday, 26 May 2015	1.71		1 Ordinary shares

CBA Equities Limited ACN 003 485 952	Tuesday, 26 May 2015	20,792.48		12,195 Ordinary shares
CBA Equities Limited ACN 003 485 952	Tuesday, 26 May 2015	80,031.00		46,939 Ordinary shares
CBA Equities Limited ACN 003 485 952	Tuesday, 26 May 2015	2,946.24		1,728 Ordinary shares
CBA Equities Limited ACN 003 485 952	Tuesday, 26 May 2015	8,385.00		4,875 Ordinary shares
CBA Equities Limited ACN 003 485 952	Tuesday, 26 May 2015	16,297.00		9,475 Ordinary shares
CBA Equities Limited ACN 003 485 952	Tuesday, 26 May 2015	6,250.05		3,655 Ordinary shares
CBA Equities Limited ACN 003 485 952	Wednesday, 27 May 2015	11,844.66		6,988 Ordinary shares
CBA Equities Limited ACN 003 485 952	Wednesday, 27 May 2015	167.81		99 Ordinary shares
CBA Equities Limited ACN 003 485 952	Wednesday, 27 May 2015	961.07		567 Ordinary shares
CBA Equities Limited ACN 003 485 952	Wednesday, 27 May 2015	14,517.68		8,565 Ordinary shares
CBA Equities Limited ACN 003 485 952	Wednesday, 27 May 2015	2,761.16		1,629 Ordinary shares
CBA Equities Limited ACN 003 485 952	Wednesday, 27 May 2015	45.77		27 Ordinary shares
CBA Equities Limited ACN 003 485 952	Wednesday, 27 May 2015	142.38		84 Ordinary shares
CBA Equities Limited ACN 003 485 952	Wednesday, 27 May 2015	37.29		22 Ordinary shares
CBA Equities Limited ACN 003 485 952	Wednesday, 27 May 2015	7,125.78		4,204 Ordinary shares
CBA Equities Limited ACN 003 485 952	Wednesday, 27 May 2015	142.38		84 Ordinary shares
CBA Equities Limited ACN 003 485 952	Wednesday, 27 May 2015	16,282.50		9,750 Ordinary shares
CBA Equities Limited ACN 003 485 952	Wednesday, 27 May 2015	4,992.65		2,963 Ordinary shares
CBA Equities Limited	Wednesday, 27 May	3,216.40		1,892 Ordinary shares

ACN 003 485 952	2015			
CBA Equities Limited ACN 003 485 952	Wednesday, 27 May 2015	6,364.80		3,744 Ordinary shares
CBA Equities Limited ACN 003 485 952	Wednesday, 27 May 2015	358.70		211 Ordinary shares
CBA Equities Limited ACN 003 485 952	Wednesday, 27 May 2015	4,612.10		2,713 Ordinary shares
CBA Equities Limited ACN 003 485 952	Wednesday, 27 May 2015	620.37		366 Ordinary shares
CBA Equities Limited ACN 003 485 952	Wednesday, 27 May 2015	362.28		215 Ordinary shares
CBA Equities Limited ACN 003 485 952	Wednesday, 27 May 2015	454.95		270 Ordinary shares
CBA Equities Limited ACN 003 485 952	Wednesday, 27 May 2015	55.61		33 Ordinary shares
CBA Equities Limited ACN 003 485 952	Wednesday, 27 May 2015	6,611.53		3,959 Ordinary shares
CBA Equities Limited ACN 003 485 952	Wednesday, 27 May 2015	1,534.30		916 Ordinary shares
CBA Equities Limited ACN 003 485 952	Wednesday, 27 May 2015	3,697.38		2,214 Ordinary shares
CBA Equities Limited ACN 003 485 952	Wednesday, 27 May 2015	1,558.11		933 Ordinary shares
CBA Equities Limited ACN 003 485 952	Wednesday, 27 May 2015	2,885.76		1,728 Ordinary shares
CBA Equities Limited ACN 003 485 952	Wednesday, 27 May 2015	1.69		1 Ordinary shares
CBA Equities Limited ACN 003 485 952	Wednesday, 27 May 2015	176.93		105 Ordinary shares
CBA Equities Limited ACN 003 485 952	Wednesday, 27 May 2015	5.05		3 Ordinary shares
CBA Equities Limited ACN 003 485 952	Wednesday, 27 May 2015	20,728.10		12,193 Ordinary shares
CBA Equities Limited ACN 003 485 952	Wednesday, 27 May 2015	1.69		1 Ordinary shares
CBA Equities Limited ACN 003 485 952	Wednesday, 27 May 2015	53.92		32 Ordinary shares

CBA Equities Limited ACN 003 485 952	Wednesday, 27 May 2015	343.74		204 Ordinary shares
CBA Equities Limited ACN 003 485 952	Wednesday, 27 May 2015	1,765.88		1,048 Ordinary shares
CBA Equities Limited ACN 003 485 952	Wednesday, 27 May 2015	8,545.39		5,117 Ordinary shares
CBA Equities Limited ACN 003 485 952	Wednesday, 27 May 2015	7,737.11		4,633 Ordinary shares
CBA Equities Limited ACN 003 485 952	Thursday, 28 May 2015	84,388.98		49,495 Ordinary shares
CBA Equities Limited ACN 003 485 952	Thursday, 28 May 2015	2,842.40		1,672 Ordinary shares
CBA Equities Limited ACN 003 485 952	Thursday, 28 May 2015	3,938.90		2,317 Ordinary shares
CBA Equities Limited ACN 003 485 952	Thursday, 28 May 2015	559.30		329 Ordinary shares
CBA Equities Limited ACN 003 485 952	Thursday, 28 May 2015	950.30		559 Ordinary shares
CBA Equities Limited ACN 003 485 952	Friday, 29 May 2015	8,411.10		4,876 Ordinary shares
CBA Equities Limited ACN 003 485 952	Friday, 29 May 2015	8,385.00		4,875 Ordinary shares
CBA Equities Limited ACN 003 485 952	Friday, 29 May 2015	8,360.63		4,875 Ordinary shares
CBA Equities Limited ACN 003 485 952	Friday, 29 May 2015	8,385.00		4,875 Ordinary shares
CBA Equities Limited ACN 003 485 952	Friday, 29 May 2015	6,381.20		3,710 Ordinary shares
CBA Equities Limited ACN 003 485 952	Friday, 29 May 2015	6,665.00		3,875 Ordinary shares
CBA Equities Limited ACN 003 485 952	Friday, 29 May 2015	8,628.75		4,875 Ordinary shares
CBA Equities Limited ACN 003 485 952	Friday, 29 May 2015	8,628.75		4,875 Ordinary shares
CBA Equities Limited ACN 003 485 952	Friday, 29 May 2015	8,604.38		4,875 Ordinary shares
CBA Equities Limited	Monday, 1 June 2015	15,784.75		8,843 Ordinary shares

ACN 003 485 952				
CBA Equities Limited ACN 003 485 952	Monday, 1 June 2015	5,963.68		3,341 Ordinary shares
CBA Equities Limited ACN 003 485 952	Tuesday, 2 June 2015	6,954.70		4,091 Ordinary shares
CBA Equities Limited ACN 003 485 952	Friday, 5 June 2015	60.77		37 Ordinary shares
CBA Equities Limited ACN 003 485 952	Friday, 5 June 2015	8,110.67		4,938 Ordinary shares
CBA Equities Limited ACN 003 485 952	Friday, 5 June 2015	121.91		74 Ordinary shares
CBA Equities Limited ACN 003 485 952	Friday, 5 June 2015	10,273.84		6,255 Ordinary shares
CBA Equities Limited ACN 003 485 952	Friday, 5 June 2015	2,212.45		1,347 Ordinary shares
CBA Equities Limited ACN 003 485 952	Friday, 5 June 2015	842.60		513 Ordinary shares
CBA Equities Limited ACN 003 485 952	Friday, 5 June 2015	2,220.83		1,348 Ordinary shares

Acadian Asset Management (Australia) Limited ACN 114 200 127

Holder of relevant interest	Date of acquisition	Consideration Cash	Consideration Non-Cash	Class and number of securities
Acadian Asset Management (Australia) Limited ACN 114 200 127	Monday, 9 February 2015	92,114.97		46,069 Ordinary shares
Acadian Asset Management (Australia) Limited ACN 114 200 127	Friday, 27 March 2015	N/A		407,706 Ordinary shares (borrowed from UBS AG (Agreement 3), see Annexure C)
Acadian Asset Management (Australia) Limited ACN 114 200 127	Wednesday, 8 April 2015	N/A		18,160 Ordinary shares (borrowed from UBS AG (Agreement 3), see Annexure C)
Acadian Asset Management (Australia) Limited ACN 114 200 127	Wednesday, 22 April 2015	N/A		68,742 Ordinary shares (borrowed from UBS AG (Agreement 3), see Annexure C)

Acadian Asset Management (Australia) Limited ACN 114 200 127	Thursday, 26 March 2015	N/A		421,531 Ordinary shares (borrowed from UBS AG (Agreement 1), see Annexure C)
Acadian Asset Management (Australia) Limited ACN 114 200 127	Wednesday, 1 April 2015	N/A		22,437 Ordinary shares (borrowed from UBS AG (Agreement 1), see Annexure C)
Acadian Asset Management (Australia) Limited ACN 114 200 127	Wednesday, 27 May 2015	N/A		288,810 Ordinary shares (borrowed from UBS AG (Agreement 1), see Annexure C)
Acadian Asset Management (Australia) Limited ACN 114 200 127	Wednesday, 3 June 2015	N/A		189,122 Ordinary shares (borrowed from UBS AG (Agreement 1), see Annexure C)

Colonial First State Asset Management (Australia) Limited ACN 114 194 311

Holder of relevant interest	Date of acquisition	Consideration Cash	Consideration Non-Cash	Class and number of securities
Colonial First State Asset Management (Australia) Limited ACN 114 194 311	Monday, 4 May 2015	51,575.34		31,062 Ordinary shares
Colonial First State Asset Management (Australia) Limited ACN 114 194 311	Monday, 4 May 2015	89,692.57		53,551 Ordinary shares
Colonial First State Asset Management (Australia) Limited ACN 114 194 311	Monday, 4 May 2015	21,374.03		13,072 Ordinary shares
Colonial First State Asset Management (Australia) Limited ACN 114 194 311	Monday, 4 May 2015	87,808.35		52,013 Ordinary shares
Colonial First State Asset Management (Australia) Limited ACN 114 194 311	Tuesday, 5 May 2015	141,812.99		84,237 Ordinary shares
Colonial First State Asset Management (Australia) Limited ACN 114 194 311	Tuesday, 5 May 2015	134,238.94		79,549 Ordinary shares
Colonial First State Asset Management	Tuesday, 5 May 2015	152,076.28		89,562 Ordinary shares

(Australia) Limited ACN 114 194 311				
Colonial First State Asset Management (Australia) Limited ACN 114 194 311	Tuesday, 5 May 2015	263,058.72		155,564 Ordinary shares
Colonial First State Asset Management (Australia) Limited ACN 114 194 311	Wednesday, 6 May 2015	375,180.76		214,708 Ordinary shares
Colonial First State Asset Management (Australia) Limited ACN 114 194 311	Thursday, 7 May 2015	827,661.50		476,791 Ordinary shares
Colonial First State Asset Management (Australia) Limited ACN 114 194 311	Thursday, 14 May 2015	209,505.69		122,054 Ordinary shares
Colonial First State Asset Management (Australia) Limited ACN 114 194 311	Wednesday, 27 May 2015	213,324.12		127,632 Ordinary shares
Colonial First State Asset Management (Australia) Limited ACN 114 194 311	Wednesday, 11 February 2015	1,242,407.08		680,771 Ordinary shares
Colonial First State Asset Management (Australia) Limited ACN 114 194 311	Monday, 2 March 2015	741,442.89		395,605 Ordinary shares
Colonial First State Asset Management (Australia) Limited ACN 114 194 311	Monday, 4 May 2015	1,507,456.42		892,990 Ordinary shares
Colonial First State Asset Management (Australia) Limited ACN 114 194 311	Monday, 4 May 2015	62,052.47		37,372 Ordinary shares
Colonial First State Asset Management (Australia) Limited ACN 114 194 311	Monday, 4 May 2015	107,913.81		64,430 Ordinary shares
Colonial First State Asset Management (Australia) Limited ACN 114 194 311	Monday, 4 May 2015	25,716.85		15,728 Ordinary shares

Colonial First State Asset Management (Australia) Limited ACN 114 194 311	Monday, 4 May 2015	105,647.56		62,580 Ordinary shares
Colonial First State Asset Management (Australia) Limited ACN 114 194 311	Tuesday, 5 May 2015	180,889.64		106,531 Ordinary shares
Colonial First State Asset Management (Australia) Limited ACN 114 194 311	Tuesday, 5 May 2015	159,672.94		94,621 Ordinary shares
Colonial First State Asset Management (Australia) Limited ACN 114 194 311	Tuesday, 5 May 2015	168,681.65		100,197 Ordinary shares
Colonial First State Asset Management (Australia) Limited ACN 114 194 311	Tuesday, 5 May 2015	312,897.57		185,037 Ordinary shares
Colonial First State Asset Management (Australia) Limited ACN 114 194 311	Wednesday, 6 May 2015	446,263.24		255,387 Ordinary shares
Colonial First State Asset Management (Australia) Limited ACN 114 194 311	Wednesday, 11 February 2015	127,131.32		69,661 Ordinary shares
Colonial First State Asset Management (Australia) Limited ACN 114 194 311	Monday, 16 February 2015	1,357.92		737 Ordinary shares
Colonial First State Asset Management (Australia) Limited ACN 114 194 311	Monday, 2 March 2015	77,329.49		41,260 Ordinary shares
Colonial First State Asset Management (Australia) Limited ACN 114 194 311	Thursday, 14 May 2015	143,875.81		83,639 Ordinary shares
Colonial First State Asset Management (Australia) Limited ACN 114 194 311	Tuesday, 3 February 2015	29,457.02		15,145 Ordinary shares
Colonial First State Asset Management (Australia) Limited ACN	Friday, 24 April 2015	22,364.51		13,854 Ordinary shares

114 194 311				
Colonial First State Asset Management (Australia) Limited ACN 114 194 311	Monday, 4 May 2015	7,211.12		4,343 Ordinary shares
Colonial First State Asset Management (Australia) Limited ACN 114 194 311	Monday, 4 May 2015	2,146.89		1,313 Ordinary shares
Colonial First State Asset Management (Australia) Limited ACN 114 194 311	Monday, 4 May 2015	12,278.28		7,273 Ordinary shares
Colonial First State Asset Management (Australia) Limited ACN 114 194 311	Tuesday, 5 May 2015	58,308.93		34,486 Ordinary shares
Colonial First State Asset Management (Australia) Limited ACN 114 194 311	Tuesday, 5 May 2015	15,118.99		8,904 Ordinary shares
Colonial First State Asset Management (Australia) Limited ACN 114 194 311	Wednesday, 6 May 2015	35,496.68		20,314 Ordinary shares
Colonial First State Asset Management (Australia) Limited ACN 114 194 311	Thursday, 7 May 2015	37,054.52		21,346 Ordinary shares
Colonial First State Asset Management (Australia) Limited ACN 114 194 311	Monday, 18 May 2015	10,614.00		6,100 Ordinary shares
Colonial First State Asset Management (Australia) Limited ACN 114 194 311	Wednesday, 20 May 2015	11,735.75		6,843 Ordinary shares
Colonial First State Asset Management (Australia) Limited ACN 114 194 311	Tuesday, 3 February 2015	3,773.30		1,940 Ordinary shares
Colonial First State Asset Management (Australia) Limited ACN 114 194 311	Friday, 24 April 2015	2,807.27		1,739 Ordinary shares
Colonial First State Asset Management	Monday, 4 May 2015	274.70		168 Ordinary shares

(Australia) Limited ACN 114 194 311				
Colonial First State Asset Management (Australia) Limited ACN 114 194 311	Monday, 4 May 2015	921.52		555 Ordinary shares
Colonial First State Asset Management (Australia) Limited ACN 114 194 311	Monday, 4 May 2015	1,568.34		929 Ordinary shares
Colonial First State Asset Management (Australia) Limited ACN 114 194 311	Tuesday, 5 May 2015	7,449.66		4,406 Ordinary shares
Colonial First State Asset Management (Australia) Limited ACN 114 194 311	Tuesday, 5 May 2015	1,932.32		1,138 Ordinary shares
Colonial First State Asset Management (Australia) Limited ACN 114 194 311	Wednesday, 6 May 2015	4,529.26		2,592 Ordinary shares
Colonial First State Asset Management (Australia) Limited ACN 114 194 311	Thursday, 7 May 2015	4,733.80		2,727 Ordinary shares
Colonial First State Asset Management (Australia) Limited ACN 114 194 311	Monday, 18 May 2015	5,394.00		3,100 Ordinary shares
Colonial First State Asset Management (Australia) Limited ACN 114 194 311	Tuesday, 3 February 2015	519,542.56		267,117 Ordinary shares
Colonial First State Asset Management (Australia) Limited ACN 114 194 311	Tuesday, 3 February 2015	134,735.38		68,718 Ordinary shares
Colonial First State Asset Management (Australia) Limited ACN 114 194 311	Thursday, 16 April 2015	20,009.78		12,213 Ordinary shares
Colonial First State Asset Management (Australia) Limited ACN 114 194 311	Friday, 24 April 2015	324,165.97		200,809 Ordinary shares

Colonial First State Asset Management (Australia) Limited ACN 114 194 311	Monday, 4 May 2015	98,915.01		59,573 Ordinary shares
Colonial First State Asset Management (Australia) Limited ACN 114 194 311	Monday, 4 May 2015	168,406.39		99,755 Ordinary shares
Colonial First State Asset Management (Australia) Limited ACN 114 194 311	Monday, 4 May 2015	29,443.25		18,007 Ordinary shares
Colonial First State Asset Management (Australia) Limited ACN 114 194 311	Tuesday, 5 May 2015	799,765.31		473,010 Ordinary shares
Colonial First State Asset Management (Australia) Limited ACN 114 194 311	Tuesday, 5 May 2015	207,369.95		122,126 Ordinary shares
Colonial First State Asset Management (Australia) Limited ACN 114 194 311	Wednesday, 6 May 2015	485,766.72		277,994 Ordinary shares
Colonial First State Asset Management (Australia) Limited ACN 114 194 311	Thursday, 7 May 2015	508,222.91		292,772 Ordinary shares
Colonial First State Asset Management (Australia) Limited ACN 114 194 311	Monday, 18 May 2015	626,400.00		360,000 Ordinary shares
Colonial First State Asset Management (Australia) Limited ACN 114 194 311	Monday, 4 May 2015	9,980.66		6,011 Ordinary shares
Colonial First State Asset Management (Australia) Limited ACN 114 194 311	Monday, 4 May 2015	4,135.17		2,529 Ordinary shares
Colonial First State Asset Management (Australia) Limited ACN 114 194 311	Monday, 4 May 2015	17,355.31		10,362 Ordinary shares
Colonial First State Asset Management (Australia) Limited ACN	Monday, 4 May 2015	16,991.73		10,065 Ordinary shares

114 194 311				
Colonial First State Asset Management (Australia) Limited ACN 114 194 311	Tuesday, 5 May 2015	15,941.06		9,469 Ordinary shares
Colonial First State Asset Management (Australia) Limited ACN 114 194 311	Tuesday, 5 May 2015	15,091.31		8,943 Ordinary shares
Colonial First State Asset Management (Australia) Limited ACN 114 194 311	Tuesday, 5 May 2015	29,570.52		17,487 Ordinary shares
Colonial First State Asset Management (Australia) Limited ACN 114 194 311	Tuesday, 5 May 2015	17,095.46		10,068 Ordinary shares
Colonial First State Asset Management (Australia) Limited ACN 114 194 311	Wednesday, 6 May 2015	42,175.25		24,136 Ordinary shares
Colonial First State Asset Management (Australia) Limited ACN 114 194 311	Thursday, 7 May 2015	122,648.28		70,654 Ordinary shares
Colonial First State Asset Management (Australia) Limited ACN 114 194 311	Tuesday, 3 February 2015	124,972.57		63,742 Ordinary shares
Colonial First State Asset Management (Australia) Limited ACN 114 194 311	Monday, 4 May 2015	30,087.48		18,401 Ordinary shares
Colonial First State Asset Management (Australia) Limited ACN 114 194 311	Monday, 4 May 2015	72,599.33		43,724 Ordinary shares
Colonial First State Asset Management (Australia) Limited ACN 114 194 311	Monday, 4 May 2015	126,257.31		75,382 Ordinary shares
Colonial First State Asset Management (Australia) Limited ACN 114 194 311	Monday, 4 May 2015	123,604.94		73,217 Ordinary shares
Colonial First State Asset Management	Tuesday, 5 May 2015	370,295.18		218,980 Ordinary shares

(Australia) Limited ACN 114 194 311				
Colonial First State Asset Management (Australia) Limited ACN 114 194 311	Tuesday, 5 May 2015	188,964.56		111,979 Ordinary shares
Colonial First State Asset Management (Australia) Limited ACN 114 194 311	Tuesday, 5 May 2015	214,070.26		126,072 Ordinary shares
Colonial First State Asset Management (Australia) Limited ACN 114 194 311	Tuesday, 5 May 2015	199,622.70		118,576 Ordinary shares
Colonial First State Asset Management (Australia) Limited ACN 114 194 311	Wednesday, 6 May 2015	528,123.69		302,234 Ordinary shares
Colonial First State Asset Management (Australia) Limited ACN 114 194 311	Thursday, 7 May 2015	1,269,206.76		731,152 Ordinary shares
Colonial First State Asset Management (Australia) Limited ACN 114 194 311	Thursday, 14 May 2015	321,833.45		187,494 Ordinary shares
Colonial First State Asset Management (Australia) Limited ACN 114 194 311	Wednesday, 27 May 2015	327,818.37		196,134 Ordinary shares
Colonial First State Asset Management (Australia) Limited ACN 114 194 311	Thursday, 26 March 2015	7,415.10		4,494 Ordinary shares
Colonial First State Asset Management (Australia) Limited ACN 114 194 311	Tuesday, 21 April 2015	4,218.20		2,620 Ordinary shares
Colonial First State Asset Management (Australia) Limited ACN 114 194 311	Thursday, 28 May 2015	17,394.41		10,202 Ordinary shares
Colonial First State Asset Management (Australia) Limited ACN 114 194 311	Wednesday, 4 February 2015	289,246.17		141,137 Ordinary shares

Colonial First State Asset Management (Australia) Limited ACN 114 194 311	Wednesday, 29 April 2015	23,487.51		14,376 Ordinary shares
Colonial First State Asset Management (Australia) Limited ACN 114 194 311	Tuesday, 24 March 2015	9,650.85		5,849 Ordinary shares
Colonial First State Asset Management (Australia) Limited ACN 114 194 311	Wednesday, 8 April 2015	17,655.40		10,807 Ordinary shares
Colonial First State Asset Management (Australia) Limited ACN 114 194 311	Friday, 1 May 2015	9,685.98		5,979 Ordinary shares
Colonial First State Asset Management (Australia) Limited ACN 114 194 311	Tuesday, 2 June 2015	26,895.70		15,821 Ordinary shares
Colonial First State Asset Management (Australia) Limited ACN 114 194 311	Monday, 4 May 2015	99,069.43		59,666 Ordinary shares
Colonial First State Asset Management (Australia) Limited ACN 114 194 311	Monday, 4 May 2015	172,290.26		102,866 Ordinary shares
Colonial First State Asset Management (Australia) Limited ACN 114 194 311	Monday, 4 May 2015	41,057.36		25,110 Ordinary shares
Colonial First State Asset Management (Australia) Limited ACN 114 194 311	Monday, 4 May 2015	168,673.13		99,913 Ordinary shares
Colonial First State Asset Management (Australia) Limited ACN 114 194 311	Tuesday, 5 May 2015	292,122.22		172,039 Ordinary shares
Colonial First State Asset Management (Australia) Limited ACN 114 194 311	Tuesday, 5 May 2015	272,407.14		161,810 Ordinary shares
Colonial First State Asset Management (Australia) Limited ACN	Tuesday, 5 May 2015	257,860.12		152,806 Ordinary shares

114 194 311				
Colonial First State Asset Management (Australia) Limited ACN 114 194 311	Tuesday, 5 May 2015	505,304.62		298,820 Ordinary shares
Colonial First State Asset Management (Australia) Limited ACN 114 194 311	Wednesday, 6 May 2015	720,678.43		412,429 Ordinary shares
Colonial First State Asset Management (Australia) Limited ACN 114 194 311	Thursday, 7 May 2015	1,694,328.67		976,052 Ordinary shares
Colonial First State Asset Management (Australia) Limited ACN 114 194 311	Thursday, 14 May 2015	429,996.98		250,508 Ordinary shares
Colonial First State Asset Management (Australia) Limited ACN 114 194 311	Wednesday, 27 May 2015	437,173.06		261,561 Ordinary shares
Colonial First State Asset Management (Australia) Limited ACN 114 194 311	Friday, 6 March 2015	14,744.10		8,330 Ordinary shares
Colonial First State Asset Management (Australia) Limited ACN 114 194 311	Monday, 30 March 2015	28,398.40		17,749 Ordinary shares
Colonial First State Asset Management (Australia) Limited ACN 114 194 311	Tuesday, 7 April 2015	16,664.38		10,255 Ordinary shares
Colonial First State Asset Management (Australia) Limited ACN 114 194 311	Monday, 13 April 2015	5,055.60		3,064 Ordinary shares
Colonial First State Asset Management (Australia) Limited ACN 114 194 311	Tuesday, 21 April 2015	32,480.14		20,174 Ordinary shares
Colonial First State Asset Management (Australia) Limited ACN 114 194 311	Monday, 27 April 2015	5,001.47		3,059 Ordinary shares
Colonial First State Asset Management	Wednesday, 6 May	16,715.88		9,444 Ordinary shares

(Australia) Limited ACN 114 194 311	2015			
Colonial First State Asset Management (Australia) Limited ACN 114 194 311	Thursday, 7 May 2015	2,342.25		1,350 Ordinary shares
Colonial First State Asset Management (Australia) Limited ACN 114 194 311	Friday, 15 May 2015	6,006.72		3,523 Ordinary shares
Colonial First State Asset Management (Australia) Limited ACN 114 194 311	Tuesday, 19 May 2015	11,183.44		6,502 Ordinary shares
Colonial First State Asset Management (Australia) Limited ACN 114 194 311	Wednesday, 20 May 2015	7,522.04		4,348 Ordinary shares
Colonial First State Asset Management (Australia) Limited ACN 114 194 311	Thursday, 21 May 2015	14,367.65		8,305 Ordinary shares
Colonial First State Asset Management (Australia) Limited ACN 114 194 311	Thursday, 4 June 2015	15,287.77		9,379 Ordinary shares
Colonial First State Asset Management (Australia) Limited ACN 114 194 311	Friday, 5 June 2015	8,896.16		5,408 Ordinary shares
Colonial First State Asset Management (Australia) Limited ACN 114 194 311	Thursday, 19 March 2015	310,455.93		182,139 Ordinary shares
Colonial First State Asset Management (Australia) Limited ACN 114 194 311	Thursday, 14 May 2015	144,204.37		83,830 Ordinary shares
Colonial First State Asset Management (Australia) Limited ACN 114 194 311	Monday, 4 May 2015	146,105.27		86,545 Ordinary shares
Colonial First State Asset Management (Australia) Limited ACN 114 194 311	Monday, 4 May 2015	85,816.11		51,684 Ordinary shares

Colonial First State Asset Management (Australia) Limited ACN 114 194 311	Monday, 4 May 2015	149,240.29		89,104 Ordinary shares
Colonial First State Asset Management (Australia) Limited ACN 114 194 311	Monday, 4 May 2015	35,565.06		21,751 Ordinary shares
Colonial First State Asset Management (Australia) Limited ACN 114 194 311	Tuesday, 5 May 2015	223,362.56		132,363 Ordinary shares
Colonial First State Asset Management (Australia) Limited ACN 114 194 311	Tuesday, 5 May 2015	235,962.73		140,162 Ordinary shares
Colonial First State Asset Management (Australia) Limited ACN 114 194 311	Tuesday, 5 May 2015	437,701.82		258,842 Ordinary shares
Colonial First State Asset Management (Australia) Limited ACN 114 194 311	Tuesday, 5 May 2015	253,039.36		149,022 Ordinary shares
Colonial First State Asset Management (Australia) Limited ACN 114 194 311	Wednesday, 6 May 2015	624,263.89		357,253 Ordinary shares
Colonial First State Asset Management (Australia) Limited ACN 114 194 311	Thursday, 7 May 2015	1,502,749.54		865,689 Ordinary shares
Colonial First State Asset Management (Australia) Limited ACN 114 194 311	Thursday, 14 May 2015	380,367.82		221,595 Ordinary shares
Colonial First State Asset Management (Australia) Limited ACN 114 194 311	Wednesday, 27 May 2015	386,743.57		231,389 Ordinary shares
Colonial First State Asset Management (Australia) Limited ACN 114 194 311	Wednesday, 11 February 2015	243,902.12		133,645 Ordinary shares
Colonial First State Asset Management (Australia) Limited ACN	Monday, 2 March 2015	147,784.42		78,852 Ordinary shares

114 194 311				
Colonial First State Asset Management (Australia) Limited ACN 114 194 311	Tuesday, 3 February 2015	11,677.33		5,956 Ordinary shares
Colonial First State Asset Management (Australia) Limited ACN 114 194 311	Monday, 4 May 2015	6,792.70		4,091 Ordinary shares
Colonial First State Asset Management (Australia) Limited ACN 114 194 311	Monday, 4 May 2015	11,813.07		7,053 Ordinary shares
Colonial First State Asset Management (Australia) Limited ACN 114 194 311	Monday, 4 May 2015	2,815.64		1,722 Ordinary shares
Colonial First State Asset Management (Australia) Limited ACN 114 194 311	Monday, 4 May 2015	11,564.17		6,850 Ordinary shares
Colonial First State Asset Management (Australia) Limited ACN 114 194 311	Tuesday, 5 May 2015	34,645.21		20,488 Ordinary shares
Colonial First State Asset Management (Australia) Limited ACN 114 194 311	Tuesday, 5 May 2015	17,678.25		10,476 Ordinary shares
Colonial First State Asset Management (Australia) Limited ACN 114 194 311	Tuesday, 5 May 2015	18,676.75		11,094 Ordinary shares
Colonial First State Asset Management (Australia) Limited ACN 114 194 311	Tuesday, 5 May 2015	20,027.91		11,795 Ordinary shares
Colonial First State Asset Management (Australia) Limited ACN 114 194 311	Wednesday, 6 May 2015	49,409.48		28,276 Ordinary shares
Colonial First State Asset Management (Australia) Limited ACN 114 194 311	Thursday, 7 May 2015	118,987.27		68,545 Ordinary shares
Colonial First State Asset Management	Thursday, 14 May 2015	30,124.58		17,550 Ordinary shares

(Australia) Limited ACN 114 194 311				
Colonial First State Asset Management (Australia) Limited ACN 114 194 311	Wednesday, 27 May 2015	29,959.84		17,925 Ordinary shares
Colonial First State Asset Management (Australia) Limited ACN 114 194 311	Friday, 24 April 2015	5,720.33		3,553 Ordinary shares
Colonial First State Asset Management (Australia) Limited ACN 114 194 311	Wednesday, 11 February 2015	849,574.00		465,520 Ordinary shares
Colonial First State Asset Management (Australia) Limited ACN 114 194 311	Monday, 2 March 2015	514,769.65		274,661 Ordinary shares
Colonial First State Asset Management (Australia) Limited ACN 114 194 311	Monday, 4 May 2015	1,113,036.92		659,343 Ordinary shares
Colonial First State Asset Management (Australia) Limited ACN 114 194 311	Monday, 4 May 2015	282,800.51		167,516 Ordinary shares
Colonial First State Asset Management (Australia) Limited ACN 114 194 311	Monday, 4 May 2015	166,103.10		100,038 Ordinary shares
Colonial First State Asset Management (Australia) Limited ACN 114 194 311	Monday, 4 May 2015	288,866.65		172,468 Ordinary shares
Colonial First State Asset Management (Australia) Limited ACN 114 194 311	Monday, 4 May 2015	68,839.35		42,101 Ordinary shares
Colonial First State Asset Management (Australia) Limited ACN 114 194 311	Tuesday, 5 May 2015	847,209.60		501,011 Ordinary shares
Colonial First State Asset Management (Australia) Limited ACN 114 194 311	Tuesday, 5 May 2015	489,779.61		288,445 Ordinary shares

Colonial First State Asset Management (Australia) Limited ACN 114 194 311	Tuesday, 5 May 2015	456,723.45		271,294 Ordinary shares
Colonial First State Asset Management (Australia) Limited ACN 114 194 311	Tuesday, 5 May 2015	432,335.81		256,199 Ordinary shares
Colonial First State Asset Management (Australia) Limited ACN 114 194 311	Wednesday, 6 May 2015	1,208,309.63		691,490 Ordinary shares
Colonial First State Asset Management (Australia) Limited ACN 114 194 311	Thursday, 7 May 2015	2,841,727.32		1,637,034 Ordinary shares
Colonial First State Asset Management (Australia) Limited ACN 114 194 311	Thursday, 14 May 2015	717,404.31		417,946 Ordinary shares
Colonial First State Asset Management (Australia) Limited ACN 114 194 311	Wednesday, 27 May 2015	729,298.68		436,340 Ordinary shares
Colonial First State Asset Management (Australia) Limited ACN 114 194 311	Tuesday, 3 February 2015	102,760.93		52,413 Ordinary shares
Colonial First State Asset Management (Australia) Limited ACN 114 194 311	Monday, 4 May 2015	127,979.11		76,410 Ordinary shares
Colonial First State Asset Management (Australia) Limited ACN 114 194 311	Monday, 4 May 2015	73,590.59		44,321 Ordinary shares
Colonial First State Asset Management (Australia) Limited ACN 114 194 311	Monday, 4 May 2015	125,291.45		74,216 Ordinary shares
Colonial First State Asset Management (Australia) Limited ACN 114 194 311	Monday, 4 May 2015	30,497.89		18,652 Ordinary shares
Colonial First State Asset Management (Australia) Limited ACN	Tuesday, 5 May 2015	191,541.38		113,506 Ordinary shares

114 194 311				
Colonial First State Asset Management (Australia) Limited ACN 114 194 311	Tuesday, 5 May 2015	202,346.60		120,194 Ordinary shares
Colonial First State Asset Management (Australia) Limited ACN 114 194 311	Tuesday, 5 May 2015	216,990.82		127,792 Ordinary shares
Colonial First State Asset Management (Australia) Limited ACN 114 194 311	Tuesday, 5 May 2015	375,344.51		221,966 Ordinary shares
Colonial First State Asset Management (Australia) Limited ACN 114 194 311	Wednesday, 6 May 2015	535,326.47		306,356 Ordinary shares
Colonial First State Asset Management (Australia) Limited ACN 114 194 311	Thursday, 7 May 2015	1,260,279.02		726,009 Ordinary shares
Colonial First State Asset Management (Australia) Limited ACN 114 194 311	Thursday, 14 May 2015	319,073.32		185,886 Ordinary shares
Colonial First State Asset Management (Australia) Limited ACN 114 194 311	Wednesday, 27 May 2015	325,287.87		194,620 Ordinary shares
Colonial First State Asset Management (Australia) Limited ACN 114 194 311	Tuesday, 3 March 2015	6,791.25		3,706 Ordinary shares
Colonial First State Asset Management (Australia) Limited ACN 114 194 311	Monday, 4 May 2015	12,667.12		7,747 Ordinary shares
Colonial First State Asset Management (Australia) Limited ACN 114 194 311	Monday, 4 May 2015	30,564.64		18,408 Ordinary shares
Colonial First State Asset Management (Australia) Limited ACN 114 194 311	Monday, 4 May 2015	53,154.63		31,736 Ordinary shares
Colonial First State Asset Management	Monday, 4 May 2015	52,038.76		30,825 Ordinary shares

(Australia) Limited ACN 114 194 311				
Colonial First State Asset Management (Australia) Limited ACN 114 194 311	Tuesday, 5 May 2015	52,512.35		30,926 Ordinary shares
Colonial First State Asset Management (Australia) Limited ACN 114 194 311	Tuesday, 5 May 2015	46,353.94		27,469 Ordinary shares
Colonial First State Asset Management (Australia) Limited ACN 114 194 311	Tuesday, 5 May 2015	90,835.45		53,717 Ordinary shares
Colonial First State Asset Management (Australia) Limited ACN 114 194 311	Tuesday, 5 May 2015	48,969.65		29,088 Ordinary shares
Colonial First State Asset Management (Australia) Limited ACN 114 194 311	Wednesday, 6 May 2015	129,552.24		74,140 Ordinary shares
Colonial First State Asset Management (Australia) Limited ACN 114 194 311	Thursday, 7 May 2015	374,152.41		215,538 Ordinary shares
Colonial First State Asset Management (Australia) Limited ACN 114 194 311	Thursday, 14 May 2015	23,362.01		13,566 Ordinary shares
Colonial First State Asset Management (Australia) Limited ACN 114 194 311	Tuesday, 3 February 2015	453,375.61		233,098 Ordinary shares
Colonial First State Asset Management (Australia) Limited ACN 114 194 311	Friday, 24 April 2015	383,338.14		237,464 Ordinary shares
Colonial First State Asset Management (Australia) Limited ACN 114 194 311	Monday, 4 May 2015	114,318.54		68,850 Ordinary shares
Colonial First State Asset Management (Australia) Limited ACN 114 194 311	Monday, 4 May 2015	34,028.07		20,811 Ordinary shares

Colonial First State Asset Management (Australia) Limited ACN 114 194 311	Monday, 4 May 2015	194,634.27		115,291 Ordinary shares
Colonial First State Asset Management (Australia) Limited ACN 114 194 311	Tuesday, 5 May 2015	239,664.21		141,145 Ordinary shares
Colonial First State Asset Management (Australia) Limited ACN 114 194 311	Tuesday, 5 May 2015	924,318.09		546,675 Ordinary shares
Colonial First State Asset Management (Australia) Limited ACN 114 194 311	Wednesday, 6 May 2015	565,589.70		323,675 Ordinary shares
Colonial First State Asset Management (Australia) Limited ACN 114 194 311	Thursday, 7 May 2015	587,373.01		338,368 Ordinary shares
Colonial First State Asset Management (Australia) Limited ACN 114 194 311	Monday, 18 May 2015	686,952.00		394,800 Ordinary shares
Colonial First State Asset Management (Australia) Limited ACN 114 194 311	Monday, 4 May 2015	64,179.44		38,653 Ordinary shares
Colonial First State Asset Management (Australia) Limited ACN 114 194 311	Monday, 4 May 2015	111,611.99		66,638 Ordinary shares
Colonial First State Asset Management (Australia) Limited ACN 114 194 311	Monday, 4 May 2015	26,598.17		16,267 Ordinary shares
Colonial First State Asset Management (Australia) Limited ACN 114 194 311	Monday, 4 May 2015	109,268.74		64,725 Ordinary shares
Colonial First State Asset Management (Australia) Limited ACN 114 194 311	Tuesday, 5 May 2015	127,631.61		75,477 Ordinary shares
Colonial First State Asset Management (Australia) Limited ACN	Tuesday, 5 May 2015	68,804.64		40,870 Ordinary shares

114 194 311				
Colonial First State Asset Management (Australia) Limited ACN 114 194 311	Tuesday, 5 May 2015	65,132.44		38,597 Ordinary shares
Colonial First State Asset Management (Australia) Limited ACN 114 194 311	Tuesday, 5 May 2015	73,784.89		43,454 Ordinary shares
Colonial First State Asset Management (Australia) Limited ACN 114 194 311	Wednesday, 6 May 2015	182,031.90		104,173 Ordinary shares
Colonial First State Asset Management (Australia) Limited ACN 114 194 311	Thursday, 7 May 2015	430,395.57		247,938 Ordinary shares

Colonial First State Investments Limited (Note 1) ACN 002 348 352

Holder of relevant interest	Date of acquisition	Consideration Cash	Consideration Non-Cash	Class and number of securities
Colonial First State Investments Limited (Note 1) ACN 002 348 352	Thursday, 26 February 2015	41,672.04		23,087 Ordinary shares
Colonial First State Investments Limited (Note 1) ACN 002 348 352	Thursday, 26 February 2015	1,415.50		777 Ordinary shares
Colonial First State Investments Limited (Note 1) ACN 002 348 352	Friday, 27 February 2015	156,089.04		84,831 Ordinary shares
Colonial First State Investments Limited (Note 1) ACN 002 348 352	Friday, 27 February 2015	82,990.80		46,106 Ordinary shares
Colonial First State Investments Limited (Note 1) ACN 002 348 352	Friday, 27 February 2015	34,573.64		19,106 Ordinary shares
Colonial First State Investments Limited (Note 1) ACN 002 348 352	Monday, 2 March 2015	25,626.52		13,706 Ordinary shares

Colonial First State Investments Limited (Note 1) ACN 002 348 352	Tuesday, 3 March 2015	432,775.21		233,302 Ordinary shares
Colonial First State Investments Limited (Note 1) ACN 002 348 352	Tuesday, 3 March 2015	25,408.87		13,875 Ordinary shares
Colonial First State Investments Limited (Note 1) ACN 002 348 352	Wednesday, 4 March 2015	62,347.90		34,494 Ordinary shares
Colonial First State Investments Limited (Note 1) ACN 002 348 352	Wednesday, 4 March 2015	6,402.66		3,597 Ordinary shares
Colonial First State Investments Limited (Note 1) ACN 002 348 352	Wednesday, 4 March 2015	272,964.23		153,774 Ordinary shares
Colonial First State Investments Limited (Note 1) ACN 002 348 352	Thursday, 5 March 2015	76,364.82		43,654 Ordinary shares
Colonial First State Investments Limited (Note 1) ACN 002 348 352	Thursday, 5 March 2015	69,029.59		39,583 Ordinary shares
Colonial First State Investments Limited (Note 1) ACN 002 348 352	Friday, 6 March 2015	79,841.74		44,792 Ordinary shares
Colonial First State Investments Limited (Note 1) ACN 002 348 352	Friday, 6 March 2015	6,431.17		3,643 Ordinary shares
Colonial First State Investments Limited (Note 1) ACN 002 348 352	Monday, 9 March 2015	159,438.44		92,888 Ordinary shares
Colonial First State Investments Limited (Note 1) ACN 002 348 352	Monday, 9 March 2015	9,150.74		5,367 Ordinary shares
Colonial First State Investments Limited (Note 1) ACN 002 348 352	Tuesday, 10 March 2015	6,481.91		3,817 Ordinary shares

352				
Colonial First State Investments Limited (Note 1) ACN 002 348 352	Wednesday, 11 March 2015	73,550.25		41,952 Ordinary shares
Colonial First State Investments Limited (Note 1) ACN 002 348 352	Thursday, 12 March 2015	85,254.41		48,876 Ordinary shares
Colonial First State Investments Limited (Note 1) ACN 002 348 352	Thursday, 16 April 2015	23,727.71		14,524 Ordinary shares
Colonial First State Investments Limited (Note 1) ACN 002 348 352	Friday, 17 April 2015	122,352.00		75,081 Ordinary shares
Colonial First State Investments Limited (Note 1) ACN 002 348 352	Friday, 17 April 2015	6,459.70		3,949 Ordinary shares
Colonial First State Investments Limited (Note 1) ACN 002 348 352	Monday, 20 April 2015	148,265.08		92,377 Ordinary shares
Colonial First State Investments Limited (Note 1) ACN 002 348 352	Monday, 20 April 2015	418,631.75		260,846 Ordinary shares
Colonial First State Investments Limited (Note 1) ACN 002 348 352	Monday, 20 April 2015	11,281.60		7,051 Ordinary shares
Colonial First State Investments Limited (Note 1) ACN 002 348 352	Monday, 20 April 2015	52,033.60		32,521 Ordinary shares
Colonial First State Investments Limited (Note 1) ACN 002 348 352	Tuesday, 21 April 2015	118,136.97		73,377 Ordinary shares
Colonial First State Investments Limited (Note 1) ACN 002 348 352	Tuesday, 21 April 2015	261,989.71		161,972 Ordinary shares
Colonial First State Investments Limited	Wednesday, 22 April	482,283.60		300,146 Ordinary shares

(Note 1) ACN 002 348 352	2015			
Colonial First State Investments Limited (Note 1) ACN 002 348 352	Friday, 1 May 2015	62,064.03		40,236 Ordinary shares
Colonial First State Investments Limited (Note 1) ACN 002 348 352	Friday, 1 May 2015	6,658.20		4,110 Ordinary shares
Colonial First State Investments Limited (Note 1) ACN 002 348 352	Friday, 1 May 2015	6,515.99		4,110 Ordinary shares
Colonial First State Investments Limited (Note 1) ACN 002 348 352	Friday, 1 May 2015	6,637.65		4,110 Ordinary shares
Colonial First State Investments Limited (Note 1) ACN 002 348 352	Friday, 1 May 2015	363,027.42		224,091 Ordinary shares
Colonial First State Investments Limited (Note 1) ACN 002 348 352	Monday, 4 May 2015	57,643.98		34,317 Ordinary shares
Colonial First State Investments Limited (Note 1) ACN 002 348 352	Monday, 4 May 2015	53,969.92		32,512 Ordinary shares
Colonial First State Investments Limited (Note 1) ACN 002 348 352	Tuesday, 5 May 2015	73,307.05		43,516 Ordinary shares
Colonial First State Investments Limited (Note 1) ACN 002 348 352	Wednesday, 6 May 2015	47,493.88		27,782 Ordinary shares
Colonial First State Investments Limited (Note 1) ACN 002 348 352	Thursday, 7 May 2015	14,382.03		8,365 Ordinary shares
Colonial First State Investments Limited (Note 1) ACN 002 348 352	Friday, 8 May 2015	162,965.53		95,826 Ordinary shares

Colonial First State Investments Limited (Note 1) ACN 002 348 352	Tuesday, 12 May 2015	49,275.09		28,815 Ordinary shares
Colonial First State Investments Limited (Note 1) ACN 002 348 352	Tuesday, 2 June 2015	63,234.90		37,197 Ordinary shares
Colonial First State Investments Limited (Note 1) ACN 002 348 352	Thursday, 12 February 2015	20,712.65		11,500 Ordinary shares
Colonial First State Investments Limited (Note 1) ACN 002 348 352	Thursday, 26 February 2015	36,574.51		20,300 Ordinary shares
Colonial First State Investments Limited (Note 1) ACN 002 348 352	Wednesday, 4 March 2015	N/A		5,146 Ordinary shares (borrowed from Citigroup Global Markets Limited (Agreement 1), see Annexure C)
Colonial First State Investments Limited (Note 1) ACN 002 348 352	Friday, 6 March 2015	N/A		7,968 Ordinary shares (borrowed from Citigroup Global Markets Limited (Agreement 1), see Annexure C)
Colonial First State Investments Limited (Note 1) ACN 002 348 352	Tuesday, 10 March 2015	N/A		20,131 Ordinary shares (borrowed from Citigroup Global Markets Limited (Agreement 1), see Annexure C)
Colonial First State Investments Limited (Note 1) ACN 002 348 352	Thursday, 12 March 2015	N/A		19,164 Ordinary shares (borrowed from Citigroup Global Markets Limited (Agreement 1), see Annexure C)
Colonial First State Investments Limited (Note 1) ACN 002 348 352	Monday, 16 March 2015	N/A		42,097 Ordinary shares (borrowed from Citigroup Global Markets Limited (Agreement 1), see Annexure C)
Colonial First State Investments Limited (Note 1) ACN 002 348 352	Wednesday, 18 March 2015	N/A		63,025 Ordinary shares (borrowed from Citigroup Global Markets Limited (Agreement 1), see Annexure C)
Colonial First State Investments Limited (Note 1) ACN 002 348 352	Friday, 20 March 2015	N/A		28,573 Ordinary shares (borrowed from Citigroup Global Markets

352				Limited (Agreement 1), see Annexure C)
Colonial First State Investments Limited (Note 1) ACN 002 348 352	Tuesday, 24 March 2015	N/A		61,634 Ordinary shares (borrowed from Citigroup Global Markets Limited (Agreement 1), see Annexure C)
Colonial First State Investments Limited (Note 1) ACN 002 348 352	Thursday, 26 March 2015	N/A		38,055 Ordinary shares (borrowed from Citigroup Global Markets Limited (Agreement 1), see Annexure C)
Colonial First State Investments Limited (Note 1) ACN 002 348 352	Monday, 30 March 2015	N/A		5,707 Ordinary shares (borrowed from Citigroup Global Markets Limited (Agreement 1), see Annexure C)
Colonial First State Investments Limited (Note 1) ACN 002 348 352	Tuesday, 7 April 2015	N/A		7,248 Ordinary shares (borrowed from Citigroup Global Markets Limited (Agreement 1), see Annexure C)
Colonial First State Investments Limited (Note 1) ACN 002 348 352	Thursday, 9 April 2015	N/A		11,150 Ordinary shares (borrowed from Citigroup Global Markets Limited (Agreement 1), see Annexure C)
Colonial First State Investments Limited (Note 1) ACN 002 348 352	Friday, 17 April 2015	N/A		5,744 Ordinary shares (borrowed from Citigroup Global Markets Limited (Agreement 1), see Annexure C)
Colonial First State Investments Limited (Note 1) ACN 002 348 352	Tuesday, 21 April 2015	N/A		8,245 Ordinary shares (borrowed from Citigroup Global Markets Limited (Agreement 1), see Annexure C)
Colonial First State Investments Limited (Note 1) ACN 002 348 352	Thursday, 23 April 2015	N/A		2,067 Ordinary shares (borrowed from Citigroup Global Markets Limited (Agreement 1), see Annexure C)
Colonial First State Investments Limited (Note 1) ACN 002 348 352	Monday, 27 April 2015	N/A		2,383 Ordinary shares (borrowed from Citigroup Global Markets Limited (Agreement 1), see Annexure C)
Colonial First State Investments Limited	Tuesday, 24 March	23,437.56		14,091 Ordinary shares

(Note 1) ACN 002 348 352	2015			
Colonial First State Investments Limited (Note 1) ACN 002 348 352	Friday, 29 May 2015	14,904.47		8,588 Ordinary shares
Colonial First State Investments Limited (Note 1) ACN 002 348 352	Tuesday, 10 March 2015	518,598.40		301,651 Ordinary shares
Colonial First State Investments Limited (Note 1) ACN 002 348 352	Wednesday, 11 March 2015	679,058.07		383,432 Ordinary shares
Colonial First State Investments Limited (Note 1) ACN 002 348 352	Wednesday, 1 April 2015	648,913.66		411,695 Ordinary shares
Colonial First State Investments Limited (Note 1) ACN 002 348 352	Wednesday, 15 April 2015	192,904.79		118,572 Ordinary shares
Colonial First State Investments Limited (Note 1) ACN 002 348 352	Thursday, 26 February 2015	25,672.52		14,223 Ordinary shares
Colonial First State Investments Limited (Note 1) ACN 002 348 352	Thursday, 26 February 2015	872.62		479 Ordinary shares
Colonial First State Investments Limited (Note 1) ACN 002 348 352	Friday, 27 February 2015	50,959.80		28,311 Ordinary shares
Colonial First State Investments Limited (Note 1) ACN 002 348 352	Friday, 27 February 2015	21,470.55		11,865 Ordinary shares
Colonial First State Investments Limited (Note 1) ACN 002 348 352	Friday, 27 February 2015	192,892.72		104,833 Ordinary shares
Colonial First State Investments Limited (Note 1) ACN 002 348 352	Monday, 2 March 2015	31,669.49		16,938 Ordinary shares

Colonial First State Investments Limited (Note 1) ACN 002 348 352	Tuesday, 3 March 2015	31,411.77		17,153 Ordinary shares
Colonial First State Investments Limited (Note 1) ACN 002 348 352	Tuesday, 3 March 2015	534,807.63		288,306 Ordinary shares
Colonial First State Investments Limited (Note 1) ACN 002 348 352	Wednesday, 4 March 2015	6,402.66		3,597 Ordinary shares
Colonial First State Investments Limited (Note 1) ACN 002 348 352	Wednesday, 4 March 2015	338,946.47		190,945 Ordinary shares
Colonial First State Investments Limited (Note 1) ACN 002 348 352	Wednesday, 4 March 2015	76,934.43		42,564 Ordinary shares
Colonial First State Investments Limited (Note 1) ACN 002 348 352	Thursday, 5 March 2015	94,227.12		53,865 Ordinary shares
Colonial First State Investments Limited (Note 1) ACN 002 348 352	Thursday, 5 March 2015	85,450.34		48,999 Ordinary shares
Colonial First State Investments Limited (Note 1) ACN 002 348 352	Friday, 6 March 2015	100,199.67		56,213 Ordinary shares
Colonial First State Investments Limited (Note 1) ACN 002 348 352	Friday, 6 March 2015	6,431.17		3,643 Ordinary shares
Colonial First State Investments Limited (Note 1) ACN 002 348 352	Monday, 9 March 2015	197,040.91		114,795 Ordinary shares
Colonial First State Investments Limited (Note 1) ACN 002 348 352	Monday, 9 March 2015	11,299.04		6,627 Ordinary shares
Colonial First State Investments Limited (Note 1) ACN 002 348	Tuesday, 10 March 2015	6,481.91		3,817 Ordinary shares

352				
Colonial First State Investments Limited (Note 1) ACN 002 348 352	Wednesday, 11 March 2015	91,620.48		52,259 Ordinary shares
Colonial First State Investments Limited (Note 1) ACN 002 348 352	Thursday, 12 March 2015	106,203.39		60,886 Ordinary shares
Colonial First State Investments Limited (Note 1) ACN 002 348 352	Thursday, 16 April 2015	35,367.75		21,649 Ordinary shares
Colonial First State Investments Limited (Note 1) ACN 002 348 352	Friday, 17 April 2015	185,529.96		113,850 Ordinary shares
Colonial First State Investments Limited (Note 1) ACN 002 348 352	Friday, 17 April 2015	6,459.70		3,949 Ordinary shares
Colonial First State Investments Limited (Note 1) ACN 002 348 352	Monday, 20 April 2015	222,475.47		138,614 Ordinary shares
Colonial First State Investments Limited (Note 1) ACN 002 348 352	Monday, 20 April 2015	622,516.64		387,885 Ordinary shares
Colonial First State Investments Limited (Note 1) ACN 002 348 352	Monday, 20 April 2015	16,816.00		10,510 Ordinary shares
Colonial First State Investments Limited (Note 1) ACN 002 348 352	Monday, 20 April 2015	77,558.40		48,474 Ordinary shares
Colonial First State Investments Limited (Note 1) ACN 002 348 352	Tuesday, 21 April 2015	176,090.53		109,373 Ordinary shares
Colonial First State Investments Limited (Note 1) ACN 002 348 352	Tuesday, 21 April 2015	390,511.41		241,429 Ordinary shares
Colonial First State Investments Limited	Wednesday, 22 April	718,871.64		447,385 Ordinary shares

(Note 1) ACN 002 348 352	2015			
Colonial First State Investments Limited (Note 1) ACN 002 348 352	Friday, 1 May 2015	80,191.49		51,988 Ordinary shares
Colonial First State Investments Limited (Note 1) ACN 002 348 352	Friday, 1 May 2015	6,658.20		4,110 Ordinary shares
Colonial First State Investments Limited (Note 1) ACN 002 348 352	Friday, 1 May 2015	6,515.99		4,110 Ordinary shares
Colonial First State Investments Limited (Note 1) ACN 002 348 352	Friday, 1 May 2015	6,637.65		4,110 Ordinary shares
Colonial First State Investments Limited (Note 1) ACN 002 348 352	Friday, 1 May 2015	438,250.50		270,525 Ordinary shares
Colonial First State Investments Limited (Note 1) ACN 002 348 352	Monday, 4 May 2015	69,534.08		41,888 Ordinary shares
Colonial First State Investments Limited (Note 1) ACN 002 348 352	Monday, 4 May 2015	74,681.68		44,460 Ordinary shares
Colonial First State Investments Limited (Note 1) ACN 002 348 352	Tuesday, 5 May 2015	94,718.32		56,226 Ordinary shares
Colonial First State Investments Limited (Note 1) ACN 002 348 352	Wednesday, 6 May 2015	61,364.93		35,896 Ordinary shares
Colonial First State Investments Limited (Note 1) ACN 002 348 352	Thursday, 7 May 2015	18,584.02		10,809 Ordinary shares
Colonial First State Investments Limited (Note 1) ACN 002 348 352	Friday, 8 May 2015	210,563.04		123,814 Ordinary shares

Colonial First State Investments Limited (Note 1) ACN 002 348 352	Tuesday, 12 May 2015	63,666.87		37,231 Ordinary shares
Colonial First State Investments Limited (Note 1) ACN 002 348 352	Tuesday, 2 June 2015	63,573.20		37,396 Ordinary shares
Colonial First State Investments Limited (Note 1) ACN 002 348 352	Thursday, 12 February 2015	58,715.86		32,600 Ordinary shares
Colonial First State Investments Limited (Note 1) ACN 002 348 352	Thursday, 26 February 2015	103,237.41		57,300 Ordinary shares
Colonial First State Investments Limited (Note 1) ACN 002 348 352	Thursday, 26 February 2015	9,052.08		5,015 Ordinary shares
Colonial First State Investments Limited (Note 1) ACN 002 348 352	Friday, 27 February 2015	16,852.56		9,159 Ordinary shares
Colonial First State Investments Limited (Note 1) ACN 002 348 352	Friday, 27 February 2015	7,303.42		4,036 Ordinary shares
Colonial First State Investments Limited (Note 1) ACN 002 348 352	Friday, 27 February 2015	17,404.20		9,669 Ordinary shares
Colonial First State Investments Limited (Note 1) ACN 002 348 352	Monday, 2 March 2015	6,388.87		3,417 Ordinary shares
Colonial First State Investments Limited (Note 1) ACN 002 348 352	Tuesday, 3 March 2015	48,341.30		26,060 Ordinary shares
Colonial First State Investments Limited (Note 1) ACN 002 348 352	Wednesday, 4 March 2015	23,136.65		13,034 Ordinary shares
Colonial First State Investments Limited (Note 1) ACN 002 348	Wednesday, 4 March 2015	6,402.66		3,597 Ordinary shares

352				
Colonial First State Investments Limited (Note 1) ACN 002 348 352	Wednesday, 4 March 2015	6,501.58		3,597 Ordinary shares
Colonial First State Investments Limited (Note 1) ACN 002 348 352	Thursday, 5 March 2015	7,239.01		4,151 Ordinary shares
Colonial First State Investments Limited (Note 1) ACN 002 348 352	Thursday, 5 March 2015	8,090.61		4,625 Ordinary shares
Colonial First State Investments Limited (Note 1) ACN 002 348 352	Friday, 6 March 2015	6,493.65		3,643 Ordinary shares
Colonial First State Investments Limited (Note 1) ACN 002 348 352	Friday, 6 March 2015	6,431.17		3,643 Ordinary shares
Colonial First State Investments Limited (Note 1) ACN 002 348 352	Monday, 9 March 2015	6,467.07		3,793 Ordinary shares
Colonial First State Investments Limited (Note 1) ACN 002 348 352	Monday, 9 March 2015	6,510.53		3,793 Ordinary shares
Colonial First State Investments Limited (Note 1) ACN 002 348 352	Monday, 9 March 2015	6,540.50		3,793 Ordinary shares
Colonial First State Investments Limited (Note 1) ACN 002 348 352	Wednesday, 11 March 2015	6,548.20		3,735 Ordinary shares
Colonial First State Investments Limited (Note 1) ACN 002 348 352	Thursday, 12 March 2015	5,307.90		3,043 Ordinary shares
Colonial First State Investments Limited (Note 1) ACN 002 348 352	Thursday, 16 April 2015	6,565.80		4,019 Ordinary shares
Colonial First State Investments Limited	Friday, 17 April 2015	12,870.58		7,898 Ordinary shares

(Note 1) ACN 002 348 352				
Colonial First State Investments Limited (Note 1) ACN 002 348 352	Monday, 20 April 2015	6,436.80		4,023 Ordinary shares
Colonial First State Investments Limited (Note 1) ACN 002 348 352	Monday, 20 April 2015	32,057.88		19,975 Ordinary shares
Colonial First State Investments Limited (Note 1) ACN 002 348 352	Monday, 20 April 2015	11,451.68		7,135 Ordinary shares
Colonial First State Investments Limited (Note 1) ACN 002 348 352	Monday, 20 April 2015	6,436.80		4,023 Ordinary shares
Colonial First State Investments Limited (Note 1) ACN 002 348 352	Tuesday, 21 April 2015	18,049.68		11,159 Ordinary shares
Colonial First State Investments Limited (Note 1) ACN 002 348 352	Tuesday, 21 April 2015	6,472.20		4,020 Ordinary shares
Colonial First State Investments Limited (Note 1) ACN 002 348 352	Tuesday, 21 April 2015	6,472.20		4,020 Ordinary shares
Colonial First State Investments Limited (Note 1) ACN 002 348 352	Wednesday, 22 April 2015	29,646.01		18,450 Ordinary shares
Colonial First State Investments Limited (Note 1) ACN 002 348 352	Friday, 1 May 2015	12,381.66		7,643 Ordinary shares
Colonial First State Investments Limited (Note 1) ACN 002 348 352	Friday, 1 May 2015	6,339.68		4,110 Ordinary shares
Colonial First State Investments Limited (Note 1) ACN 002 348 352	Friday, 1 May 2015	6,637.65		4,110 Ordinary shares

Colonial First State Investments Limited (Note 1) ACN 002 348 352	Friday, 1 May 2015	6,515.99		4,110 Ordinary shares
Colonial First State Investments Limited (Note 1) ACN 002 348 352	Friday, 1 May 2015	6,658.20		4,110 Ordinary shares
Colonial First State Investments Limited (Note 1) ACN 002 348 352	Monday, 4 May 2015	6,458.64		3,845 Ordinary shares
Colonial First State Investments Limited (Note 1) ACN 002 348 352	Monday, 4 May 2015	6,382.70		3,845 Ordinary shares
Colonial First State Investments Limited (Note 1) ACN 002 348 352	Tuesday, 5 May 2015	6,376.21		3,785 Ordinary shares
Colonial First State Investments Limited (Note 1) ACN 002 348 352	Wednesday, 6 May 2015	6,429.50		3,761 Ordinary shares
Colonial First State Investments Limited (Note 1) ACN 002 348 352	Thursday, 7 May 2015	6,237.66		3,628 Ordinary shares
Colonial First State Investments Limited (Note 1) ACN 002 348 352	Friday, 8 May 2015	12,446.98		7,319 Ordinary shares
Colonial First State Investments Limited (Note 1) ACN 002 348 352	Tuesday, 12 May 2015	6,318.63		3,695 Ordinary shares
Colonial First State Investments Limited (Note 1) ACN 002 348 352	Friday, 1 May 2015	1,597,740.84		1,032,666 Ordinary shares
Colonial First State Investments Limited (Note 1) ACN 002 348 352	Monday, 4 May 2015	72,086.26		43,947 Ordinary shares
Colonial First State Investments Limited (Note 1) ACN 002 348	Tuesday, 5 May 2015	6,689,098.06		3,957,812 Ordinary shares

352				
Colonial First State Investments Limited (Note 1) ACN 002 348 352	Wednesday, 6 May 2015	11,885,428.63		6,827,567 Ordinary shares
Colonial First State Investments Limited (Note 1) ACN 002 348 352	Monday, 2 February 2015	15,684.90		8,085 Ordinary shares
Colonial First State Investments Limited (Note 1) ACN 002 348 352	Wednesday, 18 February 2015	26,653.68		13,957 Ordinary shares
Colonial First State Investments Limited (Note 1) ACN 002 348 352	Friday, 20 February 2015	69,480.58		37,472 Ordinary shares
Colonial First State Investments Limited (Note 1) ACN 002 348 352	Tuesday, 24 February 2015	37,638.01		20,441 Ordinary shares
Colonial First State Investments Limited (Note 1) ACN 002 348 352	Thursday, 26 February 2015	29,514.49		16,328 Ordinary shares
Colonial First State Investments Limited (Note 1) ACN 002 348 352	Tuesday, 19 May 2015	473,177.16		275,103 Ordinary shares
Colonial First State Investments Limited (Note 1) ACN 002 348 352	Wednesday, 3 June 2015	409,567.40		240,922 Ordinary shares
Colonial First State Investments Limited (Note 1) ACN 002 348 352	Tuesday, 31 March 2015	564,030.54		349,418 Ordinary shares
Colonial First State Investments Limited (Note 1) ACN 002 348 352	Wednesday, 1 April 2015	369,498.95		232,946 Ordinary shares
Colonial First State Investments Limited (Note 1) ACN 002 348 352	Thursday, 2 April 2015	225,758.99		143,239 Ordinary shares

Avanteos Investments Limited ACN 096 259 979

Holder of relevant interest	Date of acquisition	Consideration Cash	Consideration Non-Cash	Class and number of securities
Avanteos Investments Limited ACN 096 259 979	Wednesday, 11 March 2015	2,983.20		1,695 Ordinary shares
Avanteos Investments Limited ACN 096 259 979	Thursday, 2 April 2015	3,948.36		2,531 Ordinary shares
Avanteos Investments Limited ACN 096 259 979	Monday, 13 April 2015	9,984.40		6,042 Ordinary shares
Avanteos Investments Limited ACN 096 259 979	Wednesday, 22 April 2015	2,958.12		1,826 Ordinary shares
Avanteos Investments Limited ACN 096 259 979	Thursday, 5 February 2015	3,989.80		1,951 Ordinary shares
Avanteos Investments Limited ACN 096 259 979	Wednesday, 11 February 2015	16,052.70		8,760 Ordinary shares
Avanteos Investments Limited ACN 096 259 979	Thursday, 12 February 2015	11,172.95		6,190 Ordinary shares
Avanteos Investments Limited ACN 096 259 979	Monday, 16 February 2015	3,585.50		1,946 Ordinary shares
Avanteos Investments Limited ACN 096 259 979	Monday, 16 February 2015	4,690.48		2,515 Ordinary shares
Avanteos Investments Limited ACN 096 259 979	Tuesday, 17 February 2015	9,193.20		4,890 Ordinary shares
Avanteos Investments Limited ACN 096 259 979	Wednesday, 18 February 2015	10,396.80		5,472 Ordinary shares
Avanteos Investments Limited ACN 096 259 979	Thursday, 19 February 2015	3,187.50		1,700 Ordinary shares
Avanteos Investments Limited ACN 096 259 979	Thursday, 19 February 2015	4,581.10		2,440 Ordinary shares

979				
Avanteos Investments Limited ACN 096 259 979	Friday, 20 February 2015	3,006.96		1,621 Ordinary shares
Avanteos Investments Limited ACN 096 259 979	Thursday, 26 February 2015	6,574.42		3,678 Ordinary shares
Avanteos Investments Limited ACN 096 259 979	Friday, 27 February 2015	6,955.65		3,770 Ordinary shares
Avanteos Investments Limited ACN 096 259 979	Wednesday, 4 March 2015	10,938.20		6,010 Ordinary shares
Avanteos Investments Limited ACN 096 259 979	Thursday, 19 March 2015	4,013.10		2,340 Ordinary shares
Avanteos Investments Limited ACN 096 259 979	Tuesday, 31 March 2015	9,873.60		6,171 Ordinary shares
Avanteos Investments Limited ACN 096 259 979	Thursday, 2 April 2015	3,441.38		2,185 Ordinary shares
Avanteos Investments Limited ACN 096 259 979	Thursday, 16 April 2015	4,890.00		3,000 Ordinary shares
Avanteos Investments Limited ACN 096 259 979	Thursday, 16 April 2015	2,216.80		1,360 Ordinary shares
Avanteos Investments Limited ACN 096 259 979	Tuesday, 21 April 2015	13,974.40		8,734 Ordinary shares
Avanteos Investments Limited ACN 096 259 979	Wednesday, 22 April 2015	4,111.56		2,538 Ordinary shares
Avanteos Investments Limited ACN 096 259 979	Wednesday, 22 April 2015	4,571.64		2,822 Ordinary shares
Avanteos Investments Limited ACN 096 259 979	Monday, 27 April 2015	2,395.66		1,463 Ordinary shares
Avanteos Investments Limited ACN 096 259 979	Tuesday, 5 May 2015	11,864.92		7,000 Ordinary shares


Avanteos Investments Limited ACN 096 259 979	Wednesday, 6 May 2015	3,460.00		2,000 Ordinary shares
Avanteos Investments Limited ACN 096 259 979	Wednesday, 6 May 2015	7,403.71		4,330 Ordinary shares
Avanteos Investments Limited ACN 096 259 979	Tuesday, 12 May 2015	6,094.42		3,533 Ordinary shares
Avanteos Investments Limited ACN 096 259 979	Tuesday, 19 May 2015	5,046.00		2,900 Ordinary shares
Avanteos Investments Limited ACN 096 259 979	Thursday, 28 May 2015	19,948.50		11,700 Ordinary shares
Avanteos Investments Limited ACN 096 259 979	Thursday, 28 May 2015	7,011.95		4,180 Ordinary shares
Avanteos Investments Limited ACN 096 259 979	Thursday, 28 May 2015	10,077.47		5,963 Ordinary shares
Avanteos Investments Limited ACN 096 259 979	Friday, 29 May 2015	35,165.63		20,625 Ordinary shares
Avanteos Investments Limited ACN 096 259 979	Thursday, 4 June 2015	3,018.58		1,835 Ordinary shares

Realindex Investments Pty Limited ACN 133 312 017

Holder of relevant interest	Date of acquisition	Consideration Cash	Consideration Non-Cash	Class and number of securities
Realindex Investments Pty Limited ACN 133 312 017	Thursday, 12 February 2015	77,405.40		43,003 Ordinary shares
Realindex Investments Pty Limited ACN 133 312 017	Thursday, 12 February 2015	665,829.00		369,905 Ordinary shares
Realindex Investments Pty Limited ACN 133 312 017	Tuesday, 21 April 2015	106,321.18		66,038 Ordinary shares

Annexure C

This is annexure C referred to in Form 603, Notice of initial substantial holder dated **05/06/2015**



Carla Collingwood Company Secretary Dated the 9 June 2015

Commonwealth Bank of Australia will, if requested by the company or responsible entity to whom this form must be given or by the Australian Securities and Investments Commission (ASIC), give a copy of one or more of the following agreements to the company, responsible entity or ASIC (as appropriate).

Citigroup Global Markets Limited (Agreement 1)

Type of agreement:	Australian Master Securities Lending Agreement
Parties to agreement:	(1) Citigroup Global Markets Limited; and (2) Colonial First State Investments Limited
Can the parties exercise voting rights attaching to the securities?	No
If yes in what circumstances?	N/A
Date on which the securities were (or are) expected to be delivered to the borrower or its nominee (ie borrow date):	The dates indicated in Annexure B on which securities were borrowed.
Scheduled date (if any) when the securities are expected to be returned to the borrower or its nominee (ie return date):	Any particular day.
Does the borrower have the right to return the securities early? [Yes/No]	Yes
If yes in which circumstances?	At any time subject to giving notice.
Does the lender have the right to recall the securities early (ie before the scheduled return date)? [Yes/No]	Yes
If yes in which circumstances?	At any time subject to giving notice.
Are there circumstances in which the borrower will not be required to return the securities on settlement? [Yes/No]	No
If yes in which circumstances?	N/A

Barclays Capital Securities Ltd

Type of agreement:	Global Master Securities Lending Agreement
--------------------	--

Parties to agreement:	(1) Commonwealth Bank of Australia and (2) Barclays Capital Securities Ltd
Can the parties exercise voting rights attaching to the securities?	No
If yes in what circumstances?	N/A
Date on which the securities were (or are) expected to be delivered to the borrower or its nominee (ie borrow date):	The dates indicated in Annexure B on which securities were borrowed.
Scheduled date (if any) when the securities are expected to be returned to the borrower or its nominee (ie return date):	Any particular day.
Does the borrower have the right to return the securities early? [Yes/No]	Yes
If yes in which circumstances?	At any time subject to giving notice.
Does the lender have the right to recall the securities early (ie before the scheduled return date)? [Yes/No]	Yes
If yes in which circumstances?	At any time subject to giving notice.
Are there circumstances in which the borrower will not be required to return the securities on settlement? [Yes/No]	No
If yes in which circumstances?	N/A

Citigroup Global Markets Australia Pty Ltd

Type of agreement:	Australian Master Securities Lending Agreement
Parties to agreement:	(1) Commonwealth Bank of Australia and (2) Citigroup Global Markets Australia Pty Ltd
Can the parties exercise voting rights attaching to the securities?	Yes
If yes in what circumstances?	In limited circumstances where a number of conditions are met and voting is administratively possible CBA may be required to exercise voting rights as instructed by the lender.
Date on which the securities were (or are) expected to be delivered to the borrower or its nominee (ie borrow date):	The dates indicated in Annexure B on which securities were borrowed.
Scheduled date (if any) when the securities are expected to be returned to the borrower or its nominee (ie return date):	Any particular day.
Does the borrower have the right to return the securities early? [Yes/No]	Yes

If yes in which circumstances?	At any time subject to giving notice.
Does the lender have the right to recall the securities early (ie before the scheduled return date)? [Yes/No]	Yes
If yes in which circumstances?	At any time subject to giving notice.
Are there circumstances in which the borrower will not be required to return the securities on settlement? [Yes/No]	No
If yes in which circumstances?	N/A

UBS AG (Agreement 3)

Type of agreement:	Australian Master Securities Lending Agreement
Parties to agreement:	(1) UBS AG; and (2) Colonial First State Investments Limited
Can the parties exercise voting rights attaching to the securities?	No
If yes in what circumstances?	N/A
Date on which the securities were (or are) expected to be delivered to the borrower or its nominee (ie borrow date):	The dates indicated in Annexure B on which securities were borrowed.
Scheduled date (if any) when the securities are expected to be returned to the borrower or its nominee (ie return date):	Any particular day.
Does the borrower have the right to return the securities early? [Yes/No]	Yes
If yes in which circumstances?	At any time subject to giving notice.
Does the lender have the right to recall the securities early (ie before the scheduled return date)? [Yes/No]	Yes
If yes in which circumstances?	At any time subject to giving notice.
Are there circumstances in which the borrower will not be required to return the securities on settlement? [Yes/No]	No
If yes in which circumstances?	N/A

UBS AG (Agreement 1)

Type of agreement:	Australian Master Securities Lending Agreement
Parties to agreement:	(1) UBS AG; and (2) Colonial First State Investments Limited

Can the parties exercise voting rights attaching to the securities?	No
If yes in what circumstances?	N/A
Date on which the securities were (or are) expected to be delivered to the borrower or its nominee (ie borrow date):	The dates indicated in Annexure B on which securities were borrowed.
Scheduled date (if any) when the securities are expected to be returned to the borrower or its nominee (ie return date):	Any particular day.
Does the borrower have the right to return the securities early? [Yes/No]	Yes
If yes in which circumstances?	At any time subject to giving notice.
Does the lender have the right to recall the securities early (ie before the scheduled return date)? [Yes/No]	Yes
If yes in which circumstances?	At any time subject to giving notice.
Are there circumstances in which the borrower will not be required to return the securities on settlement? [Yes/No]	No
If yes in which circumstances?	N/A

Morgan Stanley Australia Securities Limited

Type of agreement:	Australian Master Securities Lending Agreement
Parties to agreement:	(1) Commonwealth Bank of Australia and (2) Morgan Stanley Australia Securities Limited
Can the parties exercise voting rights attaching to the securities?	No
If yes in what circumstances?	N/A
Date on which the securities were (or are) expected to be delivered to the borrower or its nominee (ie borrow date):	The dates indicated in Annexure B on which securities were borrowed.
Scheduled date (if any) when the securities are expected to be returned to the borrower or its nominee (ie return date):	Any particular day.
Does the borrower have the right to return the securities early? [Yes/No]	Yes
If yes in which circumstances?	At any time subject to giving notice.
Does the lender have the right to recall the securities early (ie before the scheduled return date)? [Yes/No]	Yes

If yes in which circumstances?	At any time subject to giving notice.
Are there circumstances in which the borrower will not be required to return the securities on settlement? [Yes/No]	No
If yes in which circumstances?	N/A