

Suite 6  
14 Jersey Street  
Jolimont WA 6014  
Phone +61 8 9387 6619  
Fax +61 8 9387 6602  
Email [info@rmgltd.com.au](mailto:info@rmgltd.com.au)



## QUARTERLY REPORT 30 SEPTEMBER 2015

### SUMMARY

RMG has continued to advance work on its Chilean copper and Queensland zinc projects. During the quarter RMG has;

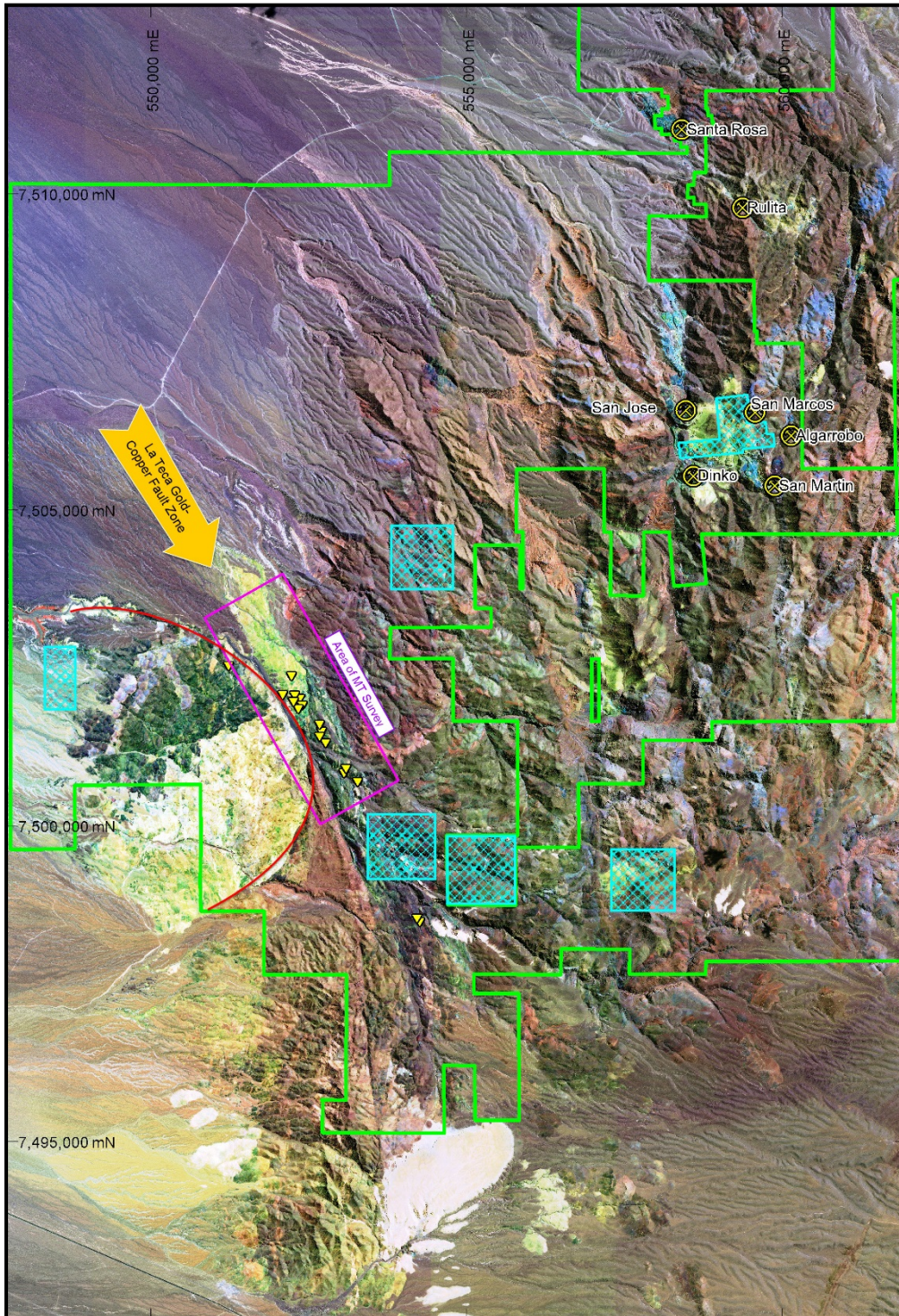
- ✓ Progressed work on the regional structural setting of La Teca and Tuina located approximately 50 kms southeast of Chuquicamata, the world's largest porphyry copper open pit mine
- ✓ Engaged with a number of interested parties to continue the funding of the Tuina and La Teca projects
- ✓ Continued business studies on the exploitation of the zinc sulphide resources at Kamarga, Queensland



Figure 1: Location of Tuina Copper Project

## **La Teca – Copper Porphyry Geophysical Target**

The La Teca gold-copper target is an exciting new gold-copper province discovered by RMG geologists. The 5 km long La Teca gold-copper zone is in the south-west area of RMG's Tuina Project (Figure 1) and is owned 100% by RMG.




**Figure 2: Location of La Teca Gold-Copper Fault Zone on WorldView Imagery**  
Green = RMG leases; Blue hatch = excluded leases; Yellow triangles = >0.1g/t Au



The zone of elevated gold-copper at La Teca extends for at least 5 kilometres, part of which has been covered by an MT survey and is coincident with the zone of magnetic and MT anomalism.

The MT conductive zone (Figure 3: is a sectional view) identified by the MT survey is coincident with the area previously identified as a zone of high gold, copper, molybdenum and strong silica-potassic-chlorite-epidote alteration.



**Figure 3: MT Resistivity - Line 2 - 2D Inversion Model**

The coincidence of copper, gold, and molybdenum anomalism with potassic alteration, MT conductivity and magnetite destruction are also present at the major porphyry copper mines in northern Chile<sup>1</sup> and may indicate a significant porphyry copper target is present at depth at La Teca.

RMG personnel have been working on defining the regional structures where Tuina and La Teca are situated. These structures are plotted on Figure 4. Chuquicamata and Escondida both lie on major north south trending fault structures intersected by major NW-SE trending cross faults. Early evidence is suggesting Tuina and La Teca may sit at the intersection of similar major structures.

<sup>1</sup> Behn et al. 2001. Econ. Geol:96(2), pp239-248

Age dating by the Company of mineralised diorite at Tuina has indicated an age of 55-60Ma years old, placing the intrusives at Tuina in a similar time horizon as the nearby Sierra Gorda porphyry copper deposits. The Company is undertaking additional age dating of the sulphide mineralisation at Tuina to confirm whether the Cu-Mo mineralisation in the area may be similar in age as the giant Cu-Mo porphyry mines at Chuquicamata and Escondida.

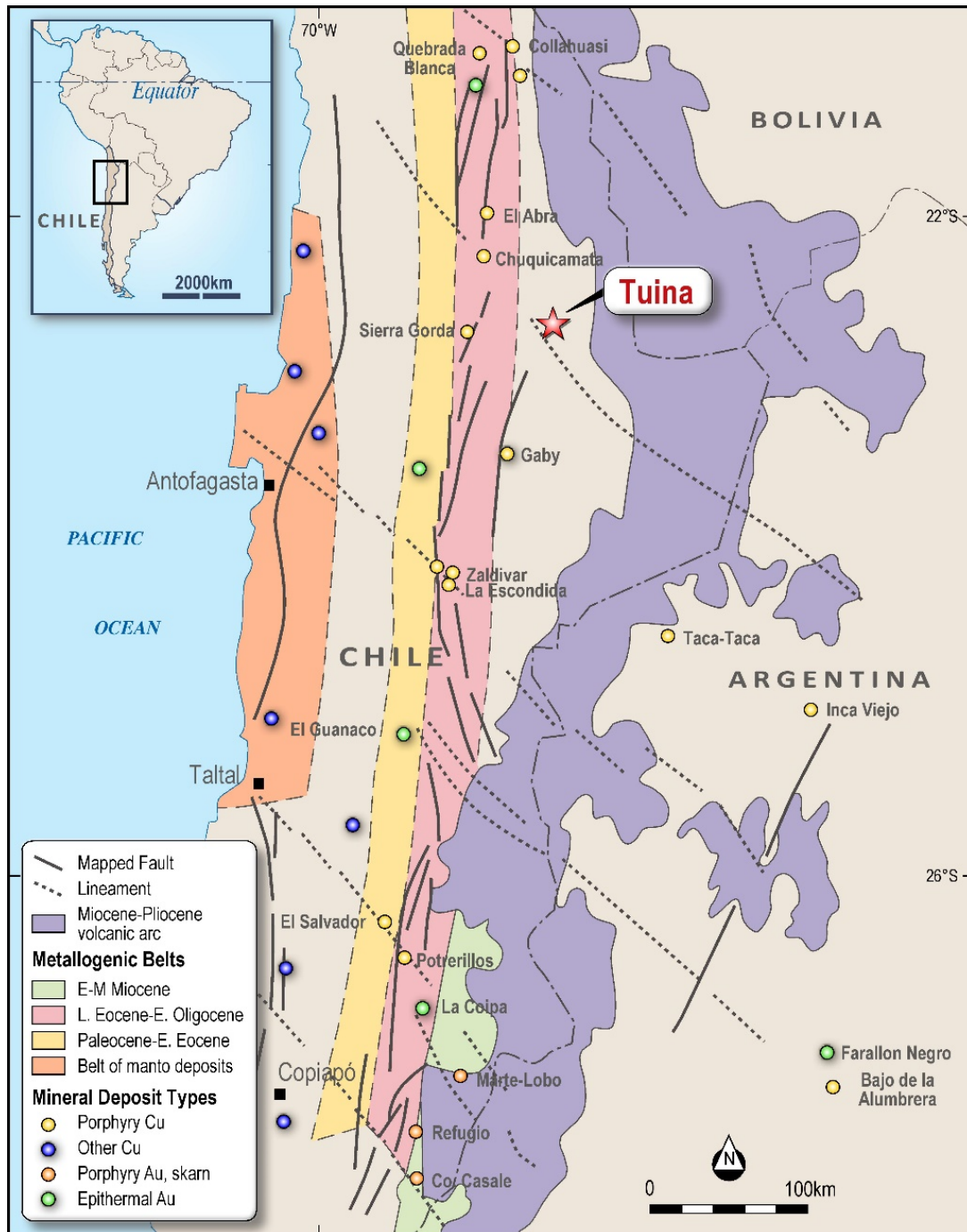


Figure 4: Overview of major structural lineaments

### **Australia – Kamarga Zinc project**

The Kamarga Project is located 20kms southeast of the world class Century Zn-Pb mine in north-west Queensland. Century (owned by MMG) is the world's second largest producer of zinc concentrate and is scheduled to cease open pit production in mid-2015<sup>2</sup>. MMG's replacement zinc production scheduled from the Dugald River project in north-west Queensland has also been delayed.

The Kamarga area has previously shown its outstanding zinc endowment with drill intercepts of 120m @ 2.3% Zn including 7m @ 8.8% Zn and 3m @ 9.1% Zn<sup>3</sup>. The Company has three new zinc targets ready for drilling including the previously announced JE Zinc Zone with surface zinc results to 15% Zn and 5% Pb which remains the Company's number one exploration priority.

The Company is exploring several options to exploit the existing zinc resource and continue exploration of the area.

### **Forward Programs**

At Tuina RMG will continue to:

assess the opportunity for additional copper oxide resources

- generate new copper oxide and sulphide drill targets from the 2014 drill data
- explore the 5km long La Teca Copper-gold mineralisation with it's high grade gold at surface to 18g/t Au<sup>4</sup>
- continue work on the porphyry opportunity at La Teca

The Company continues to engage in discussions with other permit holders in Chile with prospective copper, copper-silver and copper-gold targets.

---

<sup>2</sup> MMG Media Release 16 April 2015

<sup>3</sup> ASX release 14 February 2008 by Copper Strike Ltd (ASX:CSE)

<sup>4</sup> ASX Release 30 January 2014

**Corporate and Finance**

The Company has AUD\$48,000 in cash and bank deposits at the end of the quarter and unused credit facilities of AUD\$190,000. Company personnel are conserving cash by accepting minimal or no cash payments for work done for the Company.

Annexure 1 below is a list of the tenements held or under option by the Company in compliance with LR 5.3.3.

Ends

For further information please contact:

Mr Robert Kirtlan  
+61 8 9387 6619



**Figure 5: View of Chuquicamata Mine dumps from San Jose mine at Tuina**



*Competent Person statement on the use of previously issued Public Reports*

*The information in this Quarterly Report is primarily extracted from ASX Releases during the year. Each of these ASX releases are available for viewing on [www.rmg ltd.com.au](http://www.rmg ltd.com.au). The Company confirms that it is not aware of any new information or data that materially affects the information included in the original market announcements. The Company confirms that the form and context in which the Competent Person's findings are presented herein have not been materially modified from the original market announcements.*

*Competent Persons Statement for the Exploration Results in this Public Report*

*The information in this report that relates to Exploration Results is based on information compiled by Mr Peter Rolley a Competent Person who is a Member of The Australian Institute of Geoscientists (MAIG). Mr Rolley has sufficient experience that is relevant to the style of mineralisation and type of deposit under consideration and to the activity being undertaken to qualify as a Competent Person as defined in the 2012 Edition of the Australasian Code for Reporting of Exploration Results, Mineral Resources and Ore Reserves (the "JORC Code 2012"). Mr Rolley is a shareholder and a consultant to RMG Ltd. Mr Rolley consents to the inclusion in the report of the matters based on his information in the form and context in which it appears.*

*Forward Looking Statements*

*This document may include forward looking statements. Forward looking statements include, but are not necessarily limited to, statements concerning RMG Limited's planned exploration programme and other statements that are not historic facts. When used in this document, the words such as "could", "indicates", "plan", "estimate", "expect", "intend", "may", "potential", "should" and similar expressions are forward looking statements. Such statements involve risks and uncertainties, and no assurances can be provided that actual results or work completed will be consistent with these forward looking statements.*

Mining Exploration Entity Quarterly Report  
and Appendix 5B

ANNEXURE ONE – LR 5.3.3

Country	Name	Holder	RMG Group Interest	Status, or changes
Aust-Qld	Kamarga	Teck	0%, subject to RMG Earn-In	Held for whole Quarter - no change
Aust-Qld	Sandy Ck	Sunlander	100%	Held for whole Quarter - no change
Aust-Qld	Wangunda	Sunlander	100%	
Aust-Qld	Horse Creek	Sunlander	0%, subject to Teck Earn-In	

Country	Name	Holder	RMG Group Interest	Status, or changes
Chile, Region II	UF	Porvenir	RMG's current interest in the title is 0%, but subject to an Option Agreement with Porvenir S.C.M. to earn 100%	Held for whole Quarter - no change
Chile, Region II	Dinko	Porvenir		
Chile, Region II	San Martin	Porvenir		
Chile, Region II	Las Mellizas	Porvenir		
Chile, Region II	Maria de la Luz	Porvenir		
Chile, Region II	Macarena y Ximena	Porvenir		
Chile, Region II	Quenua	Porvenir		
Chile, Region II	San Jose	Porvenir		
Chile, Region II	Tamarugo	Porvenir		
Chile, Region II	Yareta	Porvenir		
Chile, Region II	Chanar	Porvenir		
Chile, Region II	Algarrobo	Porvenir		
Chile, Region II	Maria Gabriela	Porvenir		
Chile, Region II	Codiciada	Porvenir		



Mining Exploration Entity Quarterly Report  
and Appendix 5B

Country	Name	Holder	RMG Group Interest	Status, or changes
Chile, Region II	Enero 1	Minera Tuina	RMG's current interest is 100%	Held for whole Quarter - no change
Chile, Region II	Enero 2	Minera Tuina		
Chile, Region II	Enero 3	Minera Tuina		
Chile, Region II	Enero 4	Minera Tuina		
Chile, Region II	Enero 5	Minera Tuina		
Chile, Region II	Enero 6	Minera Tuina		
Chile, Region II	Enero 7	Minera Tuina		
Chile, Region II	Vicuna	Minera Tuina		
Chile, Region II	Guanaco	Minera Tuina		
Chile, Region II	Santa Rosa	Minera Tuina		
Chile, Region II	La Teca 1	Minera Tuina		
Chile, Region II	La Teca 2	Minera Tuina		
Chile, Region II	La Teca 3	Minera Tuina		
Chile, Region II	La Teca 4	Minera Tuina		
Chile, Region II	La Teca 5	Minera Tuina		
Chile, Region II	La Teca 6	Minera Tuina		
Chile, Region II	Tuina 1	Minera Tuina		
Chile, Region II	Tuina 2	Minera Tuina		
Chile, Region II	Tuina 4	Minera Tuina		
Chile, Region II	Tuina 6	Minera Tuina		
Chile, Region II	Matias 2	Minera Tuina		
Chile, Region II	Esta 1	Minera Tuina		
Chile, Region II	Esta 2	Minera Tuina		
Chile, Region II	Esta Otra 2	Minera Tuina		
Chile, Region II	Ester	Minera Tuina		
Chile, Region II	Tuina 3	Minera Tuina		
Chile, Region II	Rosa Ester	Minera Tuina		
Chile, Region II	Paula	Minera Tuina		
Chile, Region II	Rio Seco 1	Minera Tuina		
Chile, Region II	Rio Seco 2	Minera Tuina		
Chile, Region II	Rio Seco 3	Minera Tuina		
Chile, Region II	Rio Seco 4	Minera Tuina		
Chile, Region II	Barrales 1	Minera Tuina		

Mining Exploration Entity Quarterly Report  
and Appendix 5B

Country	Name	Holder	RMG Group Interest	Status, or changes
Chile, Region II	Barrales 2	Minera Tuina	RMG's current interest in the title is 100%	Held for whole Quarter - no change
Chile, Region II	Quimal 1	Minera Tuina		
Chile, Region II	Quimal 2	Minera Tuina		
Chile, Region II	Quimal 3	Minera Tuina		
Chile, Region II	Soren	Minera Tuina		
Chile, Region II	Oliver	Minera Tuina		
Chile, Region II	Noah	Minera Tuina		
Chile, Region II	Agnes	Minera Tuina		
Chile, Region II	Matias 4	Minera Tuina		
Chile, Region II	Molly	Minera Tuina		
Chile, Region II	Lotte	Minera Tuina		
Chile, Region II	Lisa	Minera Tuina		
Chile, Region II	Kenny	Minera Tuina		
Chile, Region II	Julie	Minera Tuina		
Chile, Region II	Greg	Minera Tuina		
Chile, Region II	Hannah	Minera Tuina		
Chile, Region II	Alejandro	Minera Tuina		
Chile, Region II	Camilita	Minera Tuina		
Chile, Region II	La Teca 7	Minera Tuina		
Chile, Region II	Mariana	Minera Tuina		
Chile, Region II	Explora 1	Minera Tuina		
Chile, Region II	Explora 2	Minera Tuina		
Chile, Region II	Explora 3	Minera Tuina		
Chile, Region II	Explora 4	Minera Tuina		
Chile, Region II	Explora 5	Minera Tuina		
Chile, Region II	Explora 6	Minera Tuina		
Chile, Region II	Explora 7	Minera Tuina		
Chile, Region II	Suerte	Minera Tuina		
Chile, Region II	Esta Otra 1	Minera Tuina		
Chile, Region II	Peter	Minera Tuina		
Chile, Region II	Mayo 3	Minera Tuina		
Chile, Region II	Mayo 4	Minera Tuina		
Chile, Region II	Mayo 5	Minera Tuina		
Chile, Region II	Mayo 6	Minera Tuina		
Chile, Region II	Mayo 7	Minera Tuina		
Chile, Region II	Santa Rosa 2	Minera Tuina		
Chile, Region II	Abril 1	Minera Tuina		
Chile, Region II	Abril 2	Minera Tuina		
Chile, Region II	Abril 3	Minera Tuina		
Chile, Region II	Abril 4	Minera Tuina		
Chile, Region II	Abril 5	Minera Tuina		
Chile, Region II	Abril 6	Minera Tuina		

Mining Exploration Entity Quarterly Report  
and Appendix 5B

Country	Name	Holder	RMG Group Interest	Status, or changes
Chile, Region II	Febrero 1	Minera Tuina	RMG's current interest in the title is 100%	Held for whole Quarter - no change
Chile, Region II	Febrero 2	Minera Tuina		
Chile, Region II	Febrero 3	Minera Tuina		
Chile, Region II	Febrero 4	Minera Tuina		
Chile, Region II	Febrero 5	Minera Tuina		
Chile, Region II	Febrero 6	Minera Tuina		
Chile, Region II	Febrero 7	Minera Tuina		
Chile, Region II	Marzo 1	Minera Tuina		
Chile, Region II	Marzo 2	Minera Tuina		
Chile, Region II	Marzo 3	Minera Tuina		
Chile, Region II	Marzo 4	Minera Tuina		
Chile, Region II	Marzo 5	Minera Tuina		
Chile, Region II	Marzo 6	Minera Tuina		
Chile, Region II	Marzo 7	Minera Tuina		
Chile, Region II	Marzo 8	Minera Tuina		
Chile, Region II	Marzo 9	Minera Tuina		
Chile, Region II	Marzo 10	Minera Tuina		
Chile, Region II	Marzo 11	Minera Tuina		
Chile, Region II	Marzo 12	Minera Tuina		
Chile, Region II	Marzo 13	Minera Tuina		
Chile, Region II	Marzo 14	Minera Tuina		
Chile, Region II	Marzo 15	Minera Tuina		
Chile, Region II	Marzo 16	Minera Tuina		
Chile, Region II	Marzo 17	Minera Tuina		
Chile, Region II	Marzo 18	Minera Tuina		
Chile, Region II	Marzo 19	Minera Tuina		
Chile, Region II	Marzo 20	Minera Tuina		
Chile, Region II	Marzo 21	Minera Tuina		
Chile, Region II	Rob	Minera Tuina		
Chile, Region II	Andrew	Minera Tuina		



# Appendix 5B

## Mining exploration entity quarterly report

Introduced 01/07/96 Origin Appendix 8 Amended 01/07/97, 01/07/98, 30/09/01, 01/06/10, 17/12/10

Name of entity

RMG LIMITED

ABN

51 065 832 377

Quarter ended ("current quarter")

30 September 2015

### Consolidated statement of cash flows

Cash flows related to operating activities	Current quarter \$A'000	Year to date (3 months) \$A'000
1.1 Receipts from product sales and related debtors	-	-
1.2 Payments for (a) exploration & evaluation (b) development (c) production (d) administration	(148) - - (67)	(148) - - (67)
1.3 Dividends received	-	-
1.4 Interest and other items of a similar nature received	-	-
1.5 Interest and other costs of finance paid	-	-
1.6 Income taxes paid	-	-
1.7 Other (Government Grant)	-	-
<b>Net Operating Cash Flows</b>	<b>(215)</b>	<b>(215)</b>
<b>Cash flows related to investing activities</b>		
1.8 Payment for purchases of: (a) prospects (b) equity investments (c) other fixed assets	- - -	- - -
1.9 Proceeds from sale of: (a) prospects (b) equity investments (c) other fixed assets	- - -	- - -
1.10 Loans to other entities	-	-
1.11 Loans repaid by other entities	-	-
1.12 Other (provide details if material)	-	-
<b>Net investing cash flows</b>	<b>-</b>	<b>-</b>
1.13 Total operating and investing cash flows (carried forward)	<b>(215)</b>	<b>(215)</b>

+ See chapter 19 for defined terms.

**Appendix 5B**  
**Mining exploration entity quarterly report**

1.13	Total operating and investing cash flows (brought forward)	(215)	(215)
	<b>Cash flows related to financing activities</b>		
1.14	Proceeds from issues of shares, options, etc.	-	-
1.15	Proceeds from sale of forfeited shares	-	-
1.16	Proceeds from borrowings	217	217
1.17	Repayment of borrowings (Conversion of convertible note)	-	-
1.18	Dividends paid	-	-
1.19	Other (costs of funds raised)	-	-
	<b>Net financing cash flows</b>	217	217
	<b>Net increase (decrease) in cash held</b>	2	2
1.20	Cash at beginning of quarter/year to date	46	46
1.21	Exchange rate adjustments to item 1.20	-	-
1.22	<b>Cash at end of quarter</b>	48	48

**Payments to directors of the entity and associates of the directors**  
**Payments to related entities of the entity and associates of the related entities**

		Current quarter \$A'000
1.23	Aggregate amount of payments to the parties included in item 1.2	10
1.24	Aggregate amount of loans to the parties included in item 1.10	

1.25 Explanation necessary for an understanding of the transactions

1.23 Salaries, directors fees and consultants fees paid to directors

**Non-cash financing and investing activities**

2.1 Details of financing and investing transactions which have had a material effect on consolidated assets and liabilities but did not involve cash flows

Nil

2.2 Details of outlays made by other entities to establish or increase their share in projects in which the reporting entity has an interest

Nil

---

+ See chapter 19 for defined terms.

### Financing facilities available

*Add notes as necessary for an understanding of the position.*

	Amount available \$A'000	Amount used \$A'000
3.1 Loan facilities	190	1,115
3.2 Credit standby arrangements		

### Estimated cash outflows for next quarter

	\$A'000
4.1 Exploration and evaluation	(50)
4.2 Development	-
4.3 Production	-
4.4 Administration	(60)
<b>Total</b>	<b>(110)</b>

### Reconciliation of cash

Reconciliation of cash at the end of the quarter (as shown in the consolidated statement of cash flows) to the related items in the accounts is as follows.

	Current quarter \$A'000	Previous quarter \$A'000
5.1 Cash on hand and at bank	48	46
5.2 Deposits at call	-	-
5.3 Bank overdraft	-	-
5.4 Other (provide details)	-	-
<b>Total: cash at end of quarter (item 1.22)</b>	<b>48</b>	<b>46</b>

### Changes in interests in mining tenements

	Tenement reference	Nature of interest (note (2))	Interest at beginning of quarter	Interest at end of quarter
6.1	Interests in mining tenements relinquished, reduced or lapsed	Please refer to Quarterly Activities report.		
6.2	Interests in mining tenements acquired or increased			

+ See chapter 19 for defined terms.



**Issued and quoted securities at end of current quarter**

*Description includes rate of interest and any redemption or conversion rights together with prices and dates.*

	Total number	Number quoted	Issue price per security (see note 3) (cents)	Amount paid up per security (see note 3) (cents)
7.1 <b>Preference + securities</b> <i>(description)</i>				
7.2 Changes during quarter (a) Increases through issues (b) Decreases through returns of capital, buy-backs, redemptions				
7.3 <b>+Ordinary securities</b>	200,543,930	200,543,930		
7.4 Changes during quarter (a) Increases through issues (b) Decreases through returns of capital, buy-backs				
7.5 <b>+Convertible debt securities</b> <i>(description)</i>	-	-		
7.6 Changes during quarter (a) Increases through issues (b) Decreases through securities matured, converted				
7.7 <b>Options</b> <i>(description and conversion factor)</i>	303,030 2,424,240 58,641,098 24,696,969	- - - -	<i>Exercise price</i> 66.0 cents 19.8 cents 9.9 cents 9.9 cents	<i>Expiry date</i> 01 April 2017 31 August 2016 31 August 2016 31 August 2017
7.8 Issued during quarter	-	-	-	-
7.9 Exercised during quarter				
7.10 Expired during quarter	-	-	-	-
7.11 <b>Debentures</b> <i>(totals only)</i>				
7.12 <b>Unsecured notes</b> <i>(totals only)</i>				

+ See chapter 19 for defined terms.

## Compliance statement

- 1 This statement has been prepared under accounting policies which comply with accounting standards as defined in the Corporations Act [or other standards acceptable to ASX \(see note 5\)](#).
- 2 This statement does /does not\* (*delete one*) give a true and fair view of the matters disclosed.

Sign here: ..... Date: . 30 October 2015.....  
(Company secretary)

Print name: Lloyd Flint

## Notes

- 1 The quarterly report provides a basis for informing the market how the entity's activities have been financed for the past quarter and the effect on its cash position. An entity wanting to disclose additional information is encouraged to do so, in a note or notes attached to this report.
- 2 The "Nature of interest" (items 6.1 and 6.2) includes options in respect of interests in mining tenements acquired, exercised or lapsed during the reporting period. If the entity is involved in a joint venture agreement and there are conditions precedent which will change its percentage interest in a mining tenement, it should disclose the change of percentage interest and conditions precedent in the list required for items 6.1 and 6.2.
- 3 **Issued and quoted securities** The issue price and amount paid up is not required in items 7.1 and 7.3 for fully paid securities.
- 4 The definitions in, and provisions of, *AASB 6: Exploration for and Evaluation of Mineral Resources* and *AASB 107: Statement of Cash Flows* apply to this report.
- 5 **Accounting Standards** ASX will accept, for example, the use of International Financial Reporting Standards for foreign entities. If the standards used do not address a topic, the Australian standard on that topic (if any) must be complied with.

== == == == ==

---

+ See chapter 19 for defined terms.