

FORM 603

Corporations Act 2001

Section 671B

Notice of initial substantial holder**To: Company Name/Scheme: GOODMAN GROUP PTY. LTD.**ACN/ARSN: **099 092 618****1. Details of substantial holder**

Name: Commonwealth Bank of Australia ACN 123 123 124 (CBA) and its related bodies corporate listed in annexure A

The holder became a substantial holder on: **07/04/2016****2. Details of voting power**

The total number of votes attached to all the voting shares in the company or voting interests in the scheme that the substantial holder or an associate had a relevant interest in on the date the substantial holder became a substantial holder are as follows.

Class of securities	Number of securities	Person's votes	Voting power (%)
Fully Paid Stapled Securities	64,167,677	64,167,677	3.60

For the Securities (if any) listed below see NOTE 1 at the end of this form

Class of securities	Number of securities	Person's votes	Voting power (%)
Fully Paid Stapled Securities	26,450,279	26,450,279	1.48

Class of securities	Number of securities	Person's votes	Voting power (%)
GRAND TOTAL Fully Paid Stapled Securities	90,617,956	90,617,956	5.09

3. Details of relevant interests

The nature of the relevant interest the substantial holder or an associate had in the following voting securities on the date the substantial holder became a substantial holder are as follows:

Holder of relevant interest	Nature of relevant interest	Class and number of securities
Commonwealth Private Limited ACN 125 238 039	<p>Relevant interest under paragraph 608(1)(b) and/or 608(1)(c) of the Corporations Act 2001 (Cth), being a relevant interest arising from having the power to control the exercise of the right to vote attached to securities and/or to control the exercise of the power to dispose of securities in its capacity as investment manager (as provided for under its investment mandates). In addition, if any OTC derivatives, warrants or other securities (other than ordinary shares or ordinary units (as applicable)) are referred to below in this row, the relevant interest in respect of those securities arises under subsection 608(8) being an accelerated relevant interest held in the same capacity.</p> <p>Nature of relevant interest derived from; stapled securities 111,761</p>	<p>111,761 Fully paid stapled securities</p>
CBA Equities Limited ACN 003 485 952	<p>Relevant interest under paragraph 608(1)(b) and/or 608(1)(c) of the Corporations Act 2001 (Cth), being a relevant interest arising as a result of having the power to control the exercise of the right to vote attached to securities and/or to control the exercise of the power to dispose of securities in a proprietary capacity (including as a result of underwriting activities). In addition, if any OTC derivatives, warrants or other securities (other than ordinary shares or ordinary units (as applicable)) are referred to below in this row, the relevant interest in respect of those securities arises under subsection 608(8) being an accelerated relevant interest held in the same capacity.</p> <p>Nature of relevant interest derived from; stapled securities 5,270,717</p>	<p>5,270,717 Fully paid stapled securities (including 1,333,656 borrowed from Merrill Lynch International, see Annexure C)</p>
Avanteos Investments Limited ACN 096 259 979	<p>Relevant interest under paragraph 608(1)(a), 608(1)(b) and 608(1)(c) of the Corporations Act 2001 (Cth), being a relevant interest arising as a result of being the registered holder of the relevant securities in its capacity as a superannuation trustee. In addition, if any OTC derivatives, warrants or other securities (other than ordinary shares or ordinary units (as applicable)) are referred to below in this row, the relevant interest in respect of those securities arises under subsection 608(8) being an accelerated relevant interest held in the same capacity.</p> <p>Nature of relevant interest derived from; stapled securities 1,099,162</p>	<p>1,099,162 Fully paid stapled securities</p>
Colonial First State Investments Limited (Note 1) ACN 002 348 352	<p>Relevant interest under paragraph 608(1)(b) and/or 608(1)(c) of the Corporations Act 2001 (Cth), being a relevant interest arising from having the residual power</p>	<p>26,450,279 Fully paid stapled securities (including 177,710 borrowed from</p>

	<p>to control the exercise of the right to vote attached to securities and/or to control the exercise of the power to dispose of securities in its capacity as a responsible entity of a managed investment scheme (which managed investment scheme is not managed by either Colonial First State Investments Limited or a related body corporate). In addition, if any OTC derivatives, warrants or other securities (other than ordinary shares or ordinary units (as applicable)) are referred to below in this row, the relevant interest in respect of those securities arises under subsection 608(8) being a residual accelerated relevant interest held in the same capacity. Colonial First State Investments Limited has authorised the manager of each such managed investment scheme to exercise the powers referred to in paragraph 608(1)(b) and/or 608(1)(c) of the Corporations Act 2001 (Cth) in relation to those securities managed by the manager to the exclusion of Colonial First State Investments Limited except for provisions allowing Colonial First State Investments Limited to terminate the agreement with the manager or to exercise those powers where the agreement is terminated.</p> <p>Nature of relevant interest derived from; stapled securities 26,450,279</p>	<p>UBS AG (Agreement 1), see Annexure C)</p>
<p>First State Investments (Singapore) ACN 196900420D</p>	<p>Relevant interest under paragraph 608(1)(b) and/or 608(1)(c) of the Corporations Act 2001 (Cth), being a relevant interest arising from having the power to control the exercise of the right to vote attached to securities and/or to control the exercise of the power to dispose of securities in its capacity as discretionary investment manager, as provided for under its investment mandates. In addition, if any OTC derivatives, warrants or other securities (other than ordinary shares or ordinary units (as applicable)) are referred to below in this row, the relevant interest in respect of those securities arises under subsection 608(8) being an accelerated relevant interest held in the same capacity.</p> <p>Nature of relevant interest derived from; stapled securities 797</p>	<p>797 Fully paid stapled securities</p>
<p>Realindex Investments Pty Limited ACN 133 312 017</p>	<p>Relevant interest under paragraph 608(1)(b) and/or 608(1)(c) of the Corporations Act 2001 (Cth), being a relevant interest arising from having the power to control the exercise of the right to vote attached to securities and/or to control the exercise of the power to dispose of securities in its capacity as investment manager, as provided for under its investment mandates. In addition, if any OTC derivatives, warrants or other securities (other than ordinary shares or ordinary units (as applicable)) are referred to below in this row, the relevant interest in respect of those securities arises under subsection 608(8) being an accelerated relevant interest held in the same capacity.</p> <p>Nature of relevant interest derived from; stapled securities 1,074,448</p>	<p>1,074,448 Fully paid stapled securities</p>

<p>Commonwealth Bank Officers Superannuation Corporation Pty Limited ACN 074 519 798</p>	<p>Relevant interest under paragraph 608(1)(b) and/or 608(1)(c) of the Corporations Act 2001 (Cth), being a relevant interest arising from having the power to control the exercise of the right to vote attached to securities and/or to control the exercise of the power to dispose of securities in its capacity as trustee for the Officers' Superannuation Fund. In addition, if any OTC derivatives, warrants or other securities (other than ordinary shares or ordinary units (as applicable)) are referred to below in this row, the relevant interest in respect of those securities arises under subsection 608(8) being an accelerated relevant interest held in the same capacity.</p> <p>Nature of relevant interest derived from; stapled securities 623,322</p>	<p>623,322 Fully paid stapled securities</p>
<p>Colonial First State Asset Management (Australia) Limited ACN 114 194 311</p>	<p>Relevant interest under paragraph 608(1)(b) and/or 608(1)(c) of the Corporations Act 2001 (Cth), being a relevant interest arising from having the power to control the exercise of the right to vote attached to securities and/or to control the exercise of the power to dispose of securities in its capacity as investment manager (as provided for under its investment mandates). In addition, if any OTC derivatives, warrants or other securities (other than ordinary shares or ordinary units (as applicable)) are referred to below in this row, the relevant interest in respect of those securities arises under subsection 608(8) being an accelerated relevant interest held in the same capacity.</p> <p>Nature of relevant interest derived from; stapled securities 55,987,470</p>	<p>55,987,470 Fully paid stapled securities</p>
<p>Colonial First State Investments Limited ACN 002 348 352</p>	<p>Relevant interest under paragraph 608(1)(b) and/or 608(1)(c) of the Corporations Act 2001 (Cth), being a relevant interest arising from having the power to control the exercise of the right to vote attached to securities and/or to control the exercise of the power to dispose of securities in its capacity as a responsible entity of a managed investment scheme (which managed investment scheme is managed by Colonial First Statement Investments Limited or a related body corporate). In addition, if any OTC derivatives, warrants or other securities (other than ordinary shares or ordinary units (as applicable)) are referred to below in this row, the relevant interest in respect of those securities arises under subsection 608(8) being an accelerated relevant interest held in the same capacity.</p> <p>Nature of relevant interest derived from; stapled securities 74,437,633</p>	<p>74,437,633 Fully paid stapled securities (including 177,710 borrowed from UBS AG (Agreement 1), see Annexure C)</p>
<p>Commonwealth Bank Officers Superannuation Corporation Pty Limited ACN 074 519 798</p>	<p>Relevant interest under paragraph 608(1)(b) and/or 608(1)(c) of the Corporations Act 2001 (Cth), being a relevant interest arising from having the power to control the exercise of the right to vote attached to securities and/or to control the exercise of the power to dispose of securities in its capacity as trustee for the Officers' Superannuation Fund. In addition, if any OTC</p>	<p>2,025,814 Fully paid stapled securities</p>

	<p>derivatives, warrants or other securities (other than ordinary shares or ordinary units (as applicable)) are referred to below in this row, the relevant interest in respect of those securities arises under subsection 608(8) being an accelerated relevant interest held in the same capacity.</p> <p>Nature of relevant interest derived from; stapled securities 2,025,814</p>	
Sovereign Services Limited ACN 969417	<p>Relevant interest under paragraph 608(1)(c) of the Corporations Act 2001 (Cth), being a relevant interest arising from having the power to control the exercise of the power to dispose of securities in its capacity as investment manager, as provided for under its investment mandates, or in its capacity as the provider of a discretionary investment management service. In addition, if any OTC derivatives, warrants or other securities (other than ordinary shares or ordinary units (as applicable)) are referred to below in this row, the relevant interest in respect of those securities arises under subsection 608(8) being an accelerated relevant interest held in the same capacity.</p> <p>Nature of relevant interest derived from; stapled securities 93,604</p>	<p>93,604 Fully paid stapled securities</p>
ASB Group Investments Limited Company Number 533945	<p>Relevant interest under paragraph 608(1)(b) and/or 608(1)(c) of the Corporations Act 2001 (Cth), being a relevant interest arising from having the power to control the exercise of the right to vote attached to securities and/or to control the exercise of the power to dispose of securities in its capacity as investment manager, as provided for under its investment mandates, as a life company holding statutory funds and as the responsible entity or manager of a managed investment scheme. In addition, if any OTC derivatives, warrants or other securities (other than ordinary shares or ordinary units (as applicable)) are referred to below in this row, the relevant interest in respect of those securities arises under subsection 608(8) being an accelerated relevant interest held in the same capacity.</p> <p>Nature of relevant interest derived from; stapled securities 478,873</p>	<p>478,873 Fully paid stapled securities</p>
Colonial First State Investments Limited ACN 002 348 352	<p>Relevant interest under paragraph 608(1)(b) and/or 608(1)(c) of the Corporations Act 2001 (Cth), being a relevant interest arising from having the power to control the exercise of the right to vote attached to securities and/or to control the exercise of the power to dispose of securities in its capacity as a responsible entity of a managed investment scheme (which managed investment scheme is managed by Colonial First Statement Investments Limited or a related body corporate). In addition, if any OTC derivatives, warrants or other securities (other than ordinary shares or ordinary units (as applicable)) are referred to below in this row, the relevant interest in respect of those securities arises under subsection 608(8) being an</p>	<p>12,787,986 Fully paid stapled securities</p>

	<p>accelerated relevant interest held in the same capacity.</p> <p>Nature of relevant interest derived from; stapled securities 12,787,986</p>	
<p>Colonial First State Investments Limited (Note 1) ACN 002 348 352</p>	<p>Relevant interest under paragraph 608(1)(b) and/or 608(1)(c) of the Corporations Act 2001 (Cth), being a relevant interest arising from having the residual power to control the exercise of the right to vote attached to securities and/or to control the exercise of the power to dispose of securities in its capacity as a responsible entity of a managed investment scheme (which managed investment scheme is not managed by either Colonial First State Investments Limited or a related body corporate). In addition, if any OTC derivatives, warrants or other securities (other than ordinary shares or ordinary units (as applicable)) are referred to below in this row, the relevant interest in respect of those securities arises under subsection 608(8) being a residual accelerated relevant interest held in the same capacity. Colonial First State Investments Limited has authorised the manager of each such managed investment scheme to exercise the powers referred to in paragraph 608(1)(b) and/or 608(1)(c) of the Corporations Act 2001 (Cth) in relation to those securities managed by the manager to the exclusion of Colonial First State Investments Limited except for provisions allowing Colonial First State Investments Limited to terminate the agreement with the manager or to exercise those powers where the agreement is terminated.</p> <p>Nature of relevant interest derived from; stapled securities 26,430,015</p>	<p>26,430,015 Fully paid stapled securities</p> <p>(including 177,710 borrowed from UBS AG (Agreement 1), see Annexure C)</p>
<p>The Colonial Mutual Life Assurance Society Limited ACN 004 021 809</p>	<p>Relevant interest under paragraph 608(1)(a), 608(1)(b) and/or 608(1)(c) of the Corporations Act 2001 (Cth), being a relevant interest arising from holding securities, having the power to control the exercise of the right to vote attached to securities and/or to control the exercise of the power to dispose of securities in a proprietary capacity as a life insurance company. Statutory fund holdings are held by external custodians and voted by the relevant investment manager, so CMLA's relevant interest is qualified accordingly. In addition, if any OTC derivatives, warrants or other securities (other than ordinary shares or ordinary units (as applicable)) are referred to below in this row, the relevant interest in respect of those securities arises under subsection 608(8) being an accelerated relevant interest held in the same capacity.</p> <p>Nature of relevant interest derived from; stapled securities 2,471,745</p>	<p>2,471,745 Fully paid stapled securities</p>
<p>Colonial First State Asset Management (Australia) Limited ACN 114 194 311</p>	<p>Relevant interest under paragraph 608(1)(b) and/or 608(1)(c) of the Corporations Act 2001 (Cth), being a relevant interest arising from having the power to control the exercise of the right to vote attached to securities and/or to control the exercise of the power to dispose of</p>	<p>38,773,034 Fully paid stapled securities</p>

	<p>securities in its capacity as investment manager (as provided for under its investment mandates). In addition, if any OTC derivatives, warrants or other securities (other than ordinary shares or ordinary units (as applicable)) are referred to below in this row, the relevant interest in respect of those securities arises under subsection 608(8) being an accelerated relevant interest held in the same capacity.</p> <p>Nature of relevant interest derived from; stapled securities 38,773,034</p>	
--	---	--

4. Details of present registered holders

The persons registered as holders of the securities referred to in paragraph 3 above are as follows

Holder of relevant interest	Registered holder of securities	Person entitled to be registered as holder	Class and number of securities
Commonwealth Private Limited ACN 125 238 039	Avanteos Investments Limited		111,761 Fully paid stapled securities
CBA Equities Limited ACN 003 485 952	Share Direct Nominees Pty Limited		1,955,717 Fully paid stapled securities
CBA Equities Limited ACN 003 485 952	SBN Nominees Pty Limited		3,315,000 Fully paid stapled securities
Avanteos Investments Limited ACN 096 259 979	Avanteos Investments Limited		1,099,162 Fully paid stapled securities
Colonial First State Investments Limited (Note 1) ACN 002 348 352	Citicorp Nominees Pty Limited (Australia)		16,618,360 Fully paid stapled securities
Colonial First State Investments Limited (Note 1) ACN 002 348 352	Northern Trust Company		172,774 Fully paid stapled securities
Colonial First State Investments Limited (Note 1) ACN 002 348 352	UBS Nominees Pty Ltd		268,448 Fully paid stapled securities
Colonial First State Investments Limited (Note 1) ACN 002 348 352	Citibank N A Hong Kong		9,390,697 Fully paid stapled securities
First State Investments (Singapore) ACN 196900420D	Northern Trust Company		797 Fully paid stapled securities
Realindex Investments Pty Limited ACN 133 312 017	National Bank Nominees Pty Limited		92,160 Fully paid stapled securities
Realindex Investments Pty Limited ACN 133 312 017	Citibank N A Hong Kong		982,288 Fully paid stapled securities
Commonwealth Bank Officers Superannuation Corporation Pty Limited ACN 074 519 798	Citicorp Nominees Pty Limited (Australia)		623,322 Fully paid stapled securities
Colonial First State Asset Management (Australia) Limited ACN 114 194 311	Nomura Bank (Luxembourg) S.A.		1,127,813 Fully paid stapled securities
Colonial First State Asset Management (Australia) Limited ACN 114 194 311	Northern Trust Company		12,775,870 Fully paid stapled securities

Colonial First State Asset Management (Australia) Limited ACN 114 194 311	Brown Brothers Harriman		679,426 Fully paid stapled securities
Colonial First State Asset Management (Australia) Limited ACN 114 194 311	National Bank Nominees Pty Limited		1,195,087 Fully paid stapled securities
Colonial First State Asset Management (Australia) Limited ACN 114 194 311	BNP Paribas Securities		2,137,580 Fully paid stapled securities
Colonial First State Asset Management (Australia) Limited ACN 114 194 311	The Bank of New York Mellon Corp		134,930 Fully paid stapled securities
Colonial First State Asset Management (Australia) Limited ACN 114 194 311	Citicorp Nominees Pty Limited (Australia)		20,472,074 Fully paid stapled securities
Colonial First State Asset Management (Australia) Limited ACN 114 194 311	Citigroup Prime Broker		12,116 Fully paid stapled securities
Colonial First State Asset Management (Australia) Limited ACN 114 194 311	Citibank N A London		1,844,360 Fully paid stapled securities
Colonial First State Asset Management (Australia) Limited ACN 114 194 311	Citibank N A Hong Kong		15,608,214 Fully paid stapled securities

5. Consideration

The consideration paid for each relevant interest referred to in paragraph 3 above, and acquired in the four months prior to the day that the substantial holder became a substantial holder is as follows:

Holder of relevant interest	Date of acquisition	Consideration-Cash	Consideration-Non-Cash	Class and number of securities
See annexure B to this notice				

6. Associates

The reasons the persons named in paragraph 3 above are associates of the substantial holder are as follows:

Name and ACN/ARSN (if applicable)	Nature of association
First State Investments (Hong Kong) Ltd ACN 206616	An indirect wholly-owned subsidiary, and therefore related body corporate, of Commonwealth Bank of Australia
ASB Group Investments Limited Company Number 533945	An indirect wholly-owned subsidiary, and therefore related body corporate, of Commonwealth Bank of Australia
CBA Equities Limited ACN 003 485 952	An indirect wholly-owned subsidiary, and therefore related body corporate, of Commonwealth Bank of Australia
Commonwealth Bank Officers Superannuation Corporation Pty Limited ACN 074 519 798	A direct wholly-owned subsidiary, and therefore related body corporate, of Commonwealth Bank of Australia
Colonial First State Asset Management (Australia) Limited ACN 114 194 311	An indirect wholly-owned subsidiary, and therefore related body corporate, of Commonwealth Bank of Australia
First State Investment Management (UK) Limited ACN SC0 477 08	An indirect wholly-owned subsidiary, and therefore related body corporate, of Commonwealth Bank of Australia
Avanteos Investments Limited ACN 096 259 979	An indirect wholly-owned subsidiary, and therefore related body corporate, of Commonwealth Bank of Australia
Realindex Investments Pty Limited ACN 133 312 017	An indirect wholly-owned subsidiary, and therefore related body corporate, of Commonwealth Bank of Australia
First State Investments (Singapore) ACN 196900420D	An indirect wholly-owned subsidiary, and therefore related body corporate, of Commonwealth Bank of Australia
First State Investments International Limited ACN SC0 790 63	An indirect wholly-owned subsidiary, and therefore related body corporate, of Commonwealth Bank of Australia
Commonwealth Private Limited ACN 125 238 039	An indirect wholly-owned subsidiary, and therefore related body corporate, of Commonwealth Bank of Australia
Colonial First State Investments Limited ACN 002 348 352	An indirect wholly-owned subsidiary, and therefore related body corporate, of Commonwealth Bank of Australia
Sovereign Services Limited ACN 969417	An indirect wholly-owned subsidiary, and therefore related body corporate, of Commonwealth Bank of Australia
The Colonial Mutual Life Assurance Society Limited ACN 004 021 809	An indirect wholly-owned subsidiary, and therefore related body corporate, of Commonwealth Bank of Australia

7. Addresses

The addresses of persons named in this form are as follows:

Name	Address
First State Investments (Hong Kong) Ltd ACN 206616	6th Floor, Three Exchange Square, 8 Connaught Place, Central, Hong Kong
ASB Group Investments Limited Company Number 533945	Level 2, ASB North Wharf, 12 Jellicoe Street, Auckland, 1010 , New Zealand
CBA Equities Limited ACN 003 485 952	Ground Floor Tower 1, 201 Sussex Street, Sydney, NSW, 2000, Australia
Commonwealth Bank Officers Superannuation Corporation Pty Limited ACN 074 519 798	Level 11 Tower 1, 201 Sussex St Sydney NSW 2001
Colonial First State Asset Management (Australia) Limited ACN 114 194 311	Ground Floor Tower 1, 201 Sussex Street, Sydney, NSW, 2000, Australia
First State Investment Management (UK) Limited ACN SC0 477 08	23 St Andrew Square Edinburgh EH2 1BB
Avanteos Investments Limited ACN 096 259 979	Ground Floor Tower 1, 201 Sussex Street, Sydney, NSW, 2000, Australia
Realindex Investments Pty Limited ACN 133 312 017	Ground Floor Tower 1, 201 Sussex Street, Sydney, NSW, 2000, Australia
First State Investments (Singapore) ACN 196900420D	1 Temasek Avenue, #17-01 Millenia Tower, SINGAPORE, 039192
First State Investments International Limited ACN SC0 790 63	23 St Andrew Square Edinburgh EH2 1BB
Commonwealth Private Limited ACN 125 238 039	Ground Floor Tower 1, 201 Sussex Street, Sydney, NSW, 2000, Australia
Colonial First State Investments Limited ACN 002 348 352	Ground Floor Tower 1, 201 Sussex Street, Sydney, NSW, 2000, Australia
Sovereign Services Limited ACN 969417	Level 2, ASB North Wharf, 12 Jellicoe Street, Auckland, 1010 , New Zealand
The Colonial Mutual Life Assurance Society Limited ACN 004 021 809	Ground Floor Tower 1, 201 Sussex Street, Sydney, NSW, 2000, Australia

8. Signature

NOTE 1--(This note is relevant to section 2,3,4 and 5)

The relevant interests in these securities:

- a) are/were held by Colonial First State Investments Limited (CFS) as responsible entity of the specified registered managed investment schemes and relate(d) to holdings in connection with the Colonial First State First Choice product range. Decisions to buy/sell those securities and exercise voting rights in relation to those securities are made by managers to whom CFS has outsourced those functions. By instrument dated 29 October 2001 the Australian Securities and Investments Commission ("ASIC") has granted certain relief to CFS and its related bodies corporate for these holdings from the applicable provisions of Chapter 6 of the Corporations Act in relation to the acquisition of or increase in voting power of such securities (the Manager Relief). These managers are not associates of, other than by virtue of an agreement in accordance with the terms of the Manager Relief, the Commonwealth Bank of Australia group; or
- b) are/were held by or for the benefit of specified index funds where the funds have an objective of maintaining a portfolio tracking error less than 0.5% per annum. ASIC has granted certain relief to CFS and its related bodies corporate for these holdings from the applicable provisions of Chapter 6 of the Corporations Act in relation to the acquisition of or increase in voting power of such securities.




Dated the 8 day of April 2016

Carla Collingwood-Company Secretary

Annexure A

This is annexure A referred to in Form 603, Notice of initial substantial holder dated **07/04/2016**



Carla Collingwood

Company Secretary

Dated the 8 April 2016


SCHEDULE

AEGIS CORRECTIONAL PARTNERSHIP PTY LTD
AEGIS LIMITED
AHL HOLDINGS PTY LIMITED
ALTONA V6 PTY LIMITED
ASB BANK LIMITED
ASB CAPITAL LIMITED (NZX-ASBPA)
ASB CAPITAL NO.2 LIMITED (NZX-ASBPB)
ASB FINANCE LIMITED
ASB FUNDING LIMITED
ASB GROUP (LIFE) LIMITED
ASB GROUP INVESTMENTS LIMITED
ASB HOLDINGS LIMITED
ASB MANAGEMENT SERVICES LIMITED
ASB NOMINEES LIMITED
ASB SECURITIES LIMITED
ASKLEPIOS LIMITED
ASPIRE SCHOOLS FINANCING (QLD) PTY LIMITED
ASPIRE SCHOOLS HOLDINGS (QLD) PTY LIMITED
AUSIEX NOMINEES PTY LIMITED
AUSTRALIAN INVESTMENT EXCHANGE LIMITED
AVANTEOS INVESTMENTS LIMITED
AVANTEOS PTY LTD
BANK OF HANGZHOU CO. LTD
BANKWEST FOUNDATION LIMITED
BDELTA VESSEL NO 1 PTY LTD
BDELTA VESSEL NO 2 PTY LTD
BDELTA VESSEL NO 3 PTY LTD
BDELTA VESSEL NO 4 PTY LTD
BOCOMMLIFE INSURANCE COMPANY LIMITED
BOND INVESTMENTS NO 1 LIMITED
BOND INVESTMENTS UK LIMITED
BW FINANCIAL ADVICE LIMITED
BW SECURITISATION MANAGEMENT PTY LTD
BWA GROUP SERVICES PTY LTD
BWA INTELLECTUAL PROPERTY HOLDINGS LIMITED
CAPITAL 121 PTY LIMITED
CARDS NZ LIMITED
CBA (EUROPE) FINANCE LTD
CBA A319 4624 PTY LIMITED
CBA A319 4635 PTY LIMITED
CBA A320 4077 PTY LTD
CBA A320 4948 PTY LIMITED
CBA A320 5156 PTY LIMITED
CBA A320 5249 PTY LTD
CBA A320 5289 PTY LTD
CBA A320 5638 PTY LTD
CBA A320 6749 PTY LIMITED
CBA A320 AIRCRAFT NO1 PTY LTD
CBA A330 1427 Pty Ltd
CBA A330 1453 PTY LIMITED
CBA AIR A320 2714 PTY LIMITED
CBA AIR PTY LTD
CBA ASSET FINANCE (NZ) LIMITED
CBA ASSET HOLDINGS (NZ) LIMITED
CBA B377 37091 PTY LTD
CBA B738 39822 PTY LIMITED
CBA CAPITAL AUSTRALIA PTY LIMITED
CBA CAPITAL HOLDINGS INC.
CBA CAPITAL TRUST I
CBA CAPITAL TRUST II
CBA CORPORATE SERVICES (NSW) PTY LIMITED
CBA CORPORATE SERVICES (VIC) PTY LIMITED
CBA EQUITIES LIMITED
CBA EUROPE LIMITED
CBA FUNDING (NZ) LIMITED
CBA FUNDING HOLDINGS PTY LTD
CBA FUNDING TRUST I
CBA INTERNATIONAL FINANCE PTY. LIMITED
CBA INTERNATIONAL FINANCIAL SERVICES LIMITED (formerly known as COMMBANK MANAGEMENT CONSULTING (ASIA) COMPANY LIMITED)
CBA INVESTMENTS (NO.4) LIMITED
CBA IT CO PTY LIMITED
CBA MTE RAIL COMPANY PTY LIMITED
CBA NZ HOLDING LIMITED
CBA RAIL & TRAM COMPANY PTY LIMITED
CBA REAL ESTATE FUNDING (NZ) LIMITED
CBA SA HOLDINGS PROPRIETARY LIMITED
CBA SERVICES SINGAPORE PTE LTD
CBA SPECIALISED FINANCING PTY LIMITED
CBA STAFF COMMUNITY FUND LIMITED
CBA USD FUNDING LIMITED
CBA USD INVESTMENTS PTY LIMITED
CBFC LEASING PTY. LIMITED
CBFC LIMITED
CFS Newham Limited
CFSPAI EUROPE CO LIMITED (formerly known as CFSPAI MALTA CO LIMITED)
CFSPAI EUROPE HOLDCO LIMITED (formerly known as CFSPAI MALTA HOLDCO LIMITED)
CHRISTMAS BREAK PTY LTD
CHULLORA EQUITY INVESTMENT (NO 1) PTY

LIMITED
CHULLORA EQUITY INVESTMENT (NO 2) PTY LIMITED
CHULLORA EQUITY INVESTMENT (NO 3) PTY LIMITED
CIPL ARARAT PTY LTD
CIPL SA SCHOOLS PTY LTD
CISL (HAZELWOOD) PTY. LIMITED
CM-SOMERTON PTY. LTD.
CMG ASIA LIFE HOLDINGS LIMITED
CMG ASIA PTY LTD
COLLATERAL LEASING PTY LTD
Colonial (UK) Trustees Limited
COLONIAL FIRST STATE ASSET MANAGEMENT (AUSTRALIA) LIMITED
COLONIAL FIRST STATE GROUP LIMITED
COLONIAL FIRST STATE INFRASTRUCTURE HOLDINGS LIMITED
COLONIAL FIRST STATE INFRASTRUCTURE MANAGERS (AUSTRALIA) PTY LTD
Colonial First State Investment Managers (UK) Limited
COLONIAL FIRST STATE INVESTMENTS (NZ) LIMITED (PENDING DEREGISTRATION)
COLONIAL FIRST STATE INVESTMENTS LIMITED
COLONIAL FIRST STATE MANAGED INFRASTRUCTURE LIMITED
COLONIAL HOLDING COMPANY LIMITED
COLONIAL MUTUAL SUPERANNUATION PTY. LTD.
COLONIAL SERVICES PTY LIMITED
COMMBANK EUROPE LIMITED
COMMBANK MANAGEMENT CONSULTING (SHANGHAI) COMPANY LIMITED
COMMFUNDATION PTY LIMITED
COMMINTERNATIONAL LIMITED
COMMONWEALTH AUSTRALIA SECURITIES LLC
COMMONWEALTH BANK OF AUSTRALIA
COMMONWEALTH BANK OF AUSTRALIA (CHENG'AN) COUNTY BANK CO. LTD.
COMMONWEALTH BANK OF AUSTRALIA (CIXIAN) COUNTY BANK CO. LTD
COMMONWEALTH BANK OF AUSTRALIA (DENG FENG) COUNTY BANK CO. LTD
COMMONWEALTH BANK OF AUSTRALIA (HANDANXIAN) COUNTY BANK CO. LTD.
COMMONWEALTH BANK OF AUSTRALIA (JIYUAN) COUNTY BANK CO. LTD
COMMONWEALTH BANK OF AUSTRALIA (LANKAO) COUNTY BANK CO. LTD
COMMONWEALTH BANK OF AUSTRALIA (LUANCHENG) COUNTY BANK CO. LTD
COMMONWEALTH BANK OF AUSTRALIA (MIANCHI) COUNTY BANK CO. LTD
COMMONWEALTH BANK OF AUSTRALIA (SHEXIAN) COUNTY BANK CO. LTD
COMMONWEALTH BANK OF AUSTRALIA (UK) STAFF BENEFITS SCHEME TRUSTEE COMPANY LIMITED
COMMONWEALTH BANK OF AUSTRALIA (WEIXIAN) COUNTY BANK CO. LTD.
COMMONWEALTH BANK OF AUSTRALIA (WENXIAN) COUNTY BANK CO. LTD

COMMONWEALTH BANK OF AUSTRALIA (XINJI) COUNTY BANK CO. LTD
COMMONWEALTH BANK OF AUSTRALIA (YICHUAN) COUNTY BANK CO. LTD
COMMONWEALTH BANK OF AUSTRALIA (YONGCHENG) COUNTY BANK CO. LTD
COMMONWEALTH BANK OF AUSTRALIA (YONGNIAN) COUNTY BANK CO. LTD
COMMONWEALTH BANK OFFICERS
SUPERANNUATION CORPORATION PTY LIMITED
Commonwealth Custodial Services Pty Ltd
COMMONWEALTH DEVELOPMENT BANK OF AUSTRALIA PTY LIMITED
COMMONWEALTH FINANCIAL PLANNING LIMITED
COMMONWEALTH INSURANCE HOLDINGS LIMITED
COMMONWEALTH INSURANCE LIMITED
COMMONWEALTH INVESTMENTS PTY LIMITED
COMMONWEALTH PRIVATE LIMITED
COMMONWEALTH SECURITIES LIMITED
COMMWEALTH INTERNATIONAL HOLDINGS PTY LIMITED
COMSEC NOMINEES PTY LIMITED
CORE EQUITY SERVICES NOMINEES PTY LIMITED
COUNT FINANCIAL LIMITED
CRYSTAL AVENUE PTY LIMITED
CTB AUSTRALIA LIMITED
ELLAS CONTAINER SHIP COMPANY 1 PTY LIMITED
ELLAS CONTAINER SHIP COMPANY 2 PTY LIMITED
EMERALD HOLDING COMPANY PTY LIMITED
EQUIGROUP HOLDINGS PTY LIMITED
FINANCIAL WISDOM LIMITED
FINCONNECT (AUSTRALIA) PTY LTD
FIRST STATE CINDA FUND MANAGEMENT COMPANY LIMITED
First State European Diversified Infrastructure Sarl
First State Funds Plc
First State Global Umbrella Fund Public Limited Company
FIRST STATE INFRASTRUCTURE MANAGERS (INTERNATIONAL) LIMITED
First State Infrastructure S.à r.l.
First State Investment Management (UK) Limited
FIRST STATE INVESTMENT MANAGERS (ASIA) LIMITED
First State Investment Services (UK) Limited
FIRST STATE INVESTMENTS (HONG KONG) LIMITED
FIRST STATE INVESTMENTS (JAPAN) LIMITED
FIRST STATE INVESTMENTS (NZ) LIMITED
FIRST STATE INVESTMENTS (SINGAPORE)
First State Investments (UK Holdings) Limited
First State Investments (UK) Limited
FIRST STATE INVESTMENTS (US) LLC
First State Investments Fund Management Sarl
First State Investments GIP Management Sarl
FIRST STATE INVESTMENTS HOLDINGS (SINGAPORE) LIMITED
First State Investments ICVC
First State Investments International Inc
First State Investments International Limited
FIRST STATE NOMINEES (HONG KONG) LIMITED

FSIB LTD (formerly known as FIRST STATE INVESTMENTS (BERMUDA) LIMITED)
 FSIC Limited (formerly known as First State Investments (Cayman) Limited)
 GT USD FUNDING PTY LIMITED
 HAZELWOOD INVESTMENT COMPANY PTY LIMITED
 HOMEPAATH PTY LIMITED
 INVERLOCH LEASING PTY LIMITED
 INVESTMENT CUSTODIAL SERVICES LIMITED
 INVESTOR SECURITIES PTY LTD (PENDING DEREGISTRATION)
 INVESTORWEB.COM. PTY LIMITED
 IWL BROKING SOLUTIONS LIMITED
 IWL LIMITED
 JACQUES MARTIN ADMINISTRATION AND CONSULTING PTY LTD
 JACQUES MARTIN PTY. LTD.
 LOFT NO 1 PTY LIMITED
 LOFT NO 2 PTY LIMITED
 LOFT NO.3 PTY LIMITED
 MIS FUNDING NO.1 PTY LIMITED
 MORTGAGE HOLDING TRUST COMPANY LIMITED
 MTE DEBT VEHICLE PTY LTD
 MTE LESSOR 1 PTY LTD
 MTE LESSOR 2 PTY LTD
 MTE LESSOR 3 PTY LTD
 MTE LESSOR 4 PTY LTD
 MTE LESSOR 5 PTY LTD
 MTE NOMINEE PARTNER PTY LTD
 NETSHARE NOMINEES PTY LTD
 NEWPORT LIMITED
 NEWSHELF 1314 (PTY) LTD
 NEWSHELF 1315 (PTY) LTD
 NIMITZ NOMINEES PTY LIMITED
 ORE & OVERBURDEN PTY LIMITED
 PREFERRED CAPITAL LIMITED
 PREMIUM ALTERNATIVE INVESTMENTS PTY LIMITED
 PREMIUM CUSTODY SERVICES PTY LTD
 PREMIUM PLANTATIONS PTY LIMITED
 PREMIUM PLANTATIONS SERVICES PTY LTD
 PT BANK COMMONWEALTH
 PT COMMONWEALTH LIFE
 PT FIRST STATE INVESTMENTS INDONESIA QILU BANK CO. LTD.
 REALINDEX INVESTMENTS PTY LIMITED
 RELIANCE ACHIEVER PTY LIMITED
 RESIDENTIAL MORTGAGE GROUP PTY LTD
 ROCK & RUBBLE (DEBT VEHICLE) PTY LIMITED
 ROCK & RUBBLE (EXISTING) PTY LIMITED
 ROCK & RUBBLE (NEW) PTY LIMITED
 SAF MINING NO.2 PTY LIMITED
 SAF Mining No1 Pty Limited
 SAFE NO1 PTY LTD
 SAFE NO17 PTY LIMITED
 SAFE NO2 PTY LTD
 SAFE NO3 PTY LTD
 SAFE NO4 PTY LIMITED
 SAFE NO9 PTY LIMITED
 SAFE USD HOLDINGS PTY LTD
 SBN NOMINEES PTY. LIMITED
 SECURITISATION ADVISORY SERVICES PTY. LIMITED
 SECURITISATION MANAGEMENT SERVICES LIMITED
 SECURITY HOLDING INVESTMENT ENTITY LINKING DEALS LIMITED
 SENBARY PTY LIMITED
 SHARE DIRECT NOMINEES PTY LIMITED
 SHARE INVESTMENTS PTY LIMITED
 SI Holdings Limited
 SIF RAILWAY NO.1 PTY LIMITED (IN LIQUIDATION)
 SIF RAILWAY NO.2 PTY LIMITED (IN LIQUIDATION)
 SOVEREIGN ASSURANCE COMPANY LIMITED
 SOVEREIGN SERVICES LIMITED
 SOVEREIGN SUPERANNUATION FUNDS LIMITED
 SOVEREIGN SUPERANNUATION TRUSTEES LIMITED
 ST ANDREW'S AUSTRALIA PTY LTD
 STATE NOMINEES LTD
 SWAN SECURITISATION FINANCE PTY LIMITED (IN LIQUIDATION)
 SWAN SECURITISATION INVESTMENTS PTY LTD (IN LIQUIDATION)
 T.W. CUSTODIANS LIMITED
 TANKSTREAM RAIL (BY - 1) PTY LIMITED
 TANKSTREAM RAIL (BY - 2) PTY LIMITED
 TANKSTREAM RAIL (BY - 3) PTY LIMITED
 TANKSTREAM RAIL (BY - 4) PTY LIMITED
 TANKSTREAM RAIL (SW - 1) PTY LIMITED
 TANKSTREAM RAIL (SW - 2) PTY LIMITED
 TANKSTREAM RAIL (SW - 3) PTY LIMITED
 TANKSTREAM RAIL (SW - 4) PTY LIMITED
 TANKSTREAM RAIL (VICTORIA) PTY LIMITED
 THE COLONIAL MUTUAL LIFE ASSURANCE SOCIETY LIMITED
 TOTAL KEEN INVESTMENT LIMITED
 TYME CAPITAL PROPRIETARY LIMITED
 TYME INFIELD PROPRIETARY LIMITED (formerly know as EDGE FIELD MARKETING PROPRIETARY LTD)
 TYME INTELLECTUAL PROPERTIES PROPRIETARY LIMITED
 TYME INVESTMENTS PROPRIETARY LIMITED
 TYME TECHNICAL SOLUTIONS PROPRIETARY LIMITED
 VATOSCAN PROPRIETARY LIMITED
 VH-VZF PTY LTD
 VH-VZG PTY LTD
 VH-VZH PTY LTD
 VIETNAM INTERNATIONAL BANK (VIETNAM INTERNATIONAL COMMERCIAL JOINT STOCK BANK)
 VIPRO PTY LIMITED
 WESTSIDE PROPERTIES LIMITED

Annexure BThis is annexure B referred to in Form 603, Notice of initial substantial holder dated **07/04/2016**


Carla Collingwood Company Secretary Dated the 8 April 2016

Commonwealth Bank Officers Superannuation Corporation Pty Limited ACN 074 519 798

Holder of relevant interest	Date of acquisition	Consideration Cash	Consideration Non-Cash	Class and number of securities
Commonwealth Bank Officers Superannuation Corporation Pty Limited ACN 074 519 798	Thursday, 21 January 2016	1,040,569.46		171,782 Units
Commonwealth Bank Officers Superannuation Corporation Pty Limited ACN 074 519 798	Monday, 22 February 2016	62,104.43		10,197 Units

First State Investments (Singapore) ACN 196900420D

Holder of relevant interest	Date of acquisition	Consideration Cash	Consideration Non-Cash	Class and number of securities
First State Investments (Singapore) ACN 196900420D	Monday, 1 February 2016	4,921.40		797 Units

CBA Equities Limited ACN 003 485 952

Holder of relevant interest	Date of acquisition	Consideration Cash	Consideration Non-Cash	Class and number of securities
CBA Equities Limited ACN 003 485 952	Tuesday, 29 December 2015	N/A		5,000,000 Units (borrowed from Citigroup Global Markets Australia Pty Ltd, see Annexure C)
CBA Equities Limited ACN 003 485 952	Thursday, 21 January 2016	N/A		276,000 Units (borrowed from Citigroup Global Markets Australia Pty Ltd, see Annexure C)
CBA Equities Limited ACN 003 485 952	Monday, 7 December 2015	20,387,250.00		3,315,000 Units

CBA Equities Limited ACN 003 485 952	Monday, 22 February 2016	394,485.84		64,776 Units
CBA Equities Limited ACN 003 485 952	Monday, 7 December 2015	18,540.00		3,000 Units
CBA Equities Limited ACN 003 485 952	Monday, 7 December 2015	28,334.00		4,570 Units
CBA Equities Limited ACN 003 485 952	Monday, 7 December 2015	2,185.95		354 Units
CBA Equities Limited ACN 003 485 952	Monday, 7 December 2015	111.69		18 Units
CBA Equities Limited ACN 003 485 952	Monday, 7 December 2015	335.07		54 Units
CBA Equities Limited ACN 003 485 952	Monday, 7 December 2015	995.78		161 Units
CBA Equities Limited ACN 003 485 952	Monday, 7 December 2015	995.78		161 Units
CBA Equities Limited ACN 003 485 952	Monday, 7 December 2015	1,740.80		281 Units
CBA Equities Limited ACN 003 485 952	Monday, 7 December 2015	466.13		75 Units
CBA Equities Limited ACN 003 485 952	Monday, 7 December 2015	1,746.42		281 Units
CBA Equities Limited ACN 003 485 952	Monday, 7 December 2015	15,312.50		2,450 Units
CBA Equities Limited ACN 003 485 952	Monday, 7 December 2015	3,462.50		554 Units
CBA Equities Limited ACN 003 485 952	Monday, 7 December 2015	12,748.95		2,073 Units
CBA Equities Limited ACN 003 485 952	Monday, 7 December 2015	13,849.80		2,252 Units
CBA Equities Limited ACN 003 485 952	Monday, 7 December 2015	18,456.15		3,001 Units
CBA Equities Limited ACN 003 485 952	Monday, 7 December 2015	135.30		22 Units
CBA Equities Limited ACN 003 485 952	Monday, 7 December 2015	7,988.85		1,299 Units
CBA Equities Limited	Monday, 7 December	1,143.90		186 Units

ACN 003 485 952	2015			
CBA Equities Limited ACN 003 485 952	Monday, 7 December 2015	2,619.90		426 Units
CBA Equities Limited ACN 003 485 952	Monday, 7 December 2015	5,362.80		872 Units
CBA Equities Limited ACN 003 485 952	Monday, 7 December 2015	28,948.05		4,707 Units
CBA Equities Limited ACN 003 485 952	Monday, 7 December 2015	3,222.60		524 Units
CBA Equities Limited ACN 003 485 952	Monday, 7 December 2015	14,009.70		2,278 Units
CBA Equities Limited ACN 003 485 952	Monday, 7 December 2015	24,287.40		3,930 Units
CBA Equities Limited ACN 003 485 952	Monday, 7 December 2015	22,284.56		3,603 Units
CBA Equities Limited ACN 003 485 952	Monday, 7 December 2015	346.36		56 Units
CBA Equities Limited ACN 003 485 952	Monday, 7 December 2015	27,974.75		4,523 Units
CBA Equities Limited ACN 003 485 952	Monday, 7 December 2015	2,300.82		372 Units
CBA Equities Limited ACN 003 485 952	Monday, 7 December 2015	2,300.82		372 Units
CBA Equities Limited ACN 003 485 952	Monday, 7 December 2015	6,828.24		1,104 Units
CBA Equities Limited ACN 003 485 952	Monday, 7 December 2015	8,028.13		1,298 Units
CBA Equities Limited ACN 003 485 952	Monday, 7 December 2015	8,405.41		1,359 Units
CBA Equities Limited ACN 003 485 952	Monday, 7 December 2015	154.63		25 Units
CBA Equities Limited ACN 003 485 952	Monday, 7 December 2015	2,319.38		375 Units
CBA Equities Limited ACN 003 485 952	Monday, 7 December 2015	1,348.33		218 Units
CBA Equities Limited ACN 003 485 952	Monday, 7 December 2015	909.19		147 Units

CBA Equities Limited ACN 003 485 952	Monday, 7 December 2015	2,300.82		372 Units
CBA Equities Limited ACN 003 485 952	Monday, 7 December 2015	1,086.80		176 Units
CBA Equities Limited ACN 003 485 952	Monday, 7 December 2015	2,297.10		372 Units
CBA Equities Limited ACN 003 485 952	Monday, 7 December 2015	18.52		3 Units
CBA Equities Limited ACN 003 485 952	Monday, 7 December 2015	25,682.49		4,139 Units
CBA Equities Limited ACN 003 485 952	Monday, 7 December 2015	1,740.80		281 Units
CBA Equities Limited ACN 003 485 952	Monday, 7 December 2015	378.51		61 Units
CBA Equities Limited ACN 003 485 952	Monday, 7 December 2015	1,342.44		216 Units
CBA Equities Limited ACN 003 485 952	Monday, 7 December 2015	1,746.42		281 Units
CBA Equities Limited ACN 003 485 952	Monday, 7 December 2015	877.02		141 Units
CBA Equities Limited ACN 003 485 952	Tuesday, 8 December 2015	418.42		67 Units
CBA Equities Limited ACN 003 485 952	Tuesday, 8 December 2015	524.58		84 Units
CBA Equities Limited ACN 003 485 952	Tuesday, 8 December 2015	6,763.34		1,083 Units
CBA Equities Limited ACN 003 485 952	Tuesday, 8 December 2015	9,367.50		1,500 Units
CBA Equities Limited ACN 003 485 952	Tuesday, 8 December 2015	349.72		56 Units
CBA Equities Limited ACN 003 485 952	Tuesday, 8 December 2015	7,494.00		1,200 Units
CBA Equities Limited ACN 003 485 952	Tuesday, 8 December 2015	28,641.60		4,590 Units
CBA Equities Limited ACN 003 485 952	Tuesday, 8 December 2015	14,806.90		2,371 Units
CBA Equities Limited	Tuesday, 8 December	193.60		31 Units

ACN 003 485 952	2015			
CBA Equities Limited ACN 003 485 952	Tuesday, 8 December 2015	449.64		72 Units
CBA Equities Limited ACN 003 485 952	Tuesday, 8 December 2015	2,903.18		466 Units
CBA Equities Limited ACN 003 485 952	Tuesday, 8 December 2015	15,786.82		2,534 Units
CBA Equities Limited ACN 003 485 952	Tuesday, 8 December 2015	13,816.08		2,232 Units
CBA Equities Limited ACN 003 485 952	Tuesday, 8 December 2015	1,782.72		288 Units
CBA Equities Limited ACN 003 485 952	Wednesday, 9 December 2015	4,059.00		660 Units
CBA Equities Limited ACN 003 485 952	Wednesday, 9 December 2015	31,763.16		5,148 Units
CBA Equities Limited ACN 003 485 952	Wednesday, 9 December 2015	10,423.40		1,688 Units
CBA Equities Limited ACN 003 485 952	Wednesday, 9 December 2015	8,360.95		1,354 Units
CBA Equities Limited ACN 003 485 952	Wednesday, 9 December 2015	12,948.32		2,102 Units
CBA Equities Limited ACN 003 485 952	Wednesday, 9 December 2015	6,763.68		1,098 Units
CBA Equities Limited ACN 003 485 952	Wednesday, 9 December 2015	6,045.84		972 Units
CBA Equities Limited ACN 003 485 952	Wednesday, 9 December 2015	361.05		58 Units
CBA Equities Limited ACN 003 485 952	Wednesday, 9 December 2015	10,657.20		1,712 Units
CBA Equities Limited ACN 003 485 952	Wednesday, 9 December 2015	435.75		70 Units
CBA Equities Limited ACN 003 485 952	Wednesday, 9 December 2015	473.10		76 Units
CBA Equities Limited ACN 003 485 952	Wednesday, 9 December 2015	12,176.10		1,956 Units
CBA Equities Limited ACN 003 485 952	Wednesday, 9 December 2015	709.65		114 Units

CBA Equities Limited ACN 003 485 952	Wednesday, 9 December 2015	3,261.90		524 Units
CBA Equities Limited ACN 003 485 952	Wednesday, 9 December 2015	1,724.32		277 Units
CBA Equities Limited ACN 003 485 952	Wednesday, 9 December 2015	37.35		6 Units
CBA Equities Limited ACN 003 485 952	Wednesday, 9 December 2015	311.25		50 Units
CBA Equities Limited ACN 003 485 952	Wednesday, 9 December 2015	435.75		70 Units
CBA Equities Limited ACN 003 485 952	Wednesday, 9 December 2015	790.57		127 Units
CBA Equities Limited ACN 003 485 952	Wednesday, 9 December 2015	211.65		34 Units
CBA Equities Limited ACN 003 485 952	Wednesday, 9 December 2015	5,409.52		869 Units
CBA Equities Limited ACN 003 485 952	Wednesday, 9 December 2015	473.10		76 Units
CBA Equities Limited ACN 003 485 952	Wednesday, 9 December 2015	709.65		114 Units
CBA Equities Limited ACN 003 485 952	Wednesday, 9 December 2015	311.25		50 Units
CBA Equities Limited ACN 003 485 952	Wednesday, 9 December 2015	7,725.22		1,241 Units
CBA Equities Limited ACN 003 485 952	Wednesday, 9 December 2015	3,865.72		621 Units
CBA Equities Limited ACN 003 485 952	Wednesday, 9 December 2015	790.57		127 Units
CBA Equities Limited ACN 003 485 952	Wednesday, 9 December 2015	211.65		34 Units
CBA Equities Limited ACN 003 485 952	Wednesday, 9 December 2015	3,729.20		601 Units
CBA Equities Limited ACN 003 485 952	Wednesday, 9 December 2015	18,600.00		3,000 Units
CBA Equities Limited ACN 003 485 952	Wednesday, 9 December 2015	13,138.68		2,126 Units
CBA Equities Limited	Wednesday, 9	5,401.32		874 Units

ACN 003 485 952	December 2015			
CBA Equities Limited ACN 003 485 952	Wednesday, 9 December 2015	18,480.00		3,000 Units
CBA Equities Limited ACN 003 485 952	Wednesday, 9 December 2015	2,704.65		438 Units
CBA Equities Limited ACN 003 485 952	Wednesday, 9 December 2015	2,574.97		417 Units
CBA Equities Limited ACN 003 485 952	Wednesday, 9 December 2015	2,266.22		367 Units
CBA Equities Limited ACN 003 485 952	Wednesday, 9 December 2015	345.80		56 Units
CBA Equities Limited ACN 003 485 952	Wednesday, 9 December 2015	6,175.00		1,000 Units
CBA Equities Limited ACN 003 485 952	Wednesday, 9 December 2015	5,588.38		905 Units
CBA Equities Limited ACN 003 485 952	Thursday, 10 December 2015	2,659.27		431 Units
CBA Equities Limited ACN 003 485 952	Thursday, 10 December 2015	1,691.25		275 Units
CBA Equities Limited ACN 003 485 952	Thursday, 10 December 2015	959.06		158 Units
CBA Equities Limited ACN 003 485 952	Thursday, 10 December 2015	10,732.70		1,774 Units
CBA Equities Limited ACN 003 485 952	Friday, 11 December 2015	19,866.00		3,300 Units
CBA Equities Limited ACN 003 485 952	Monday, 14 December 2015	18,030.00		3,000 Units
CBA Equities Limited ACN 003 485 952	Monday, 14 December 2015	3,068.58		514 Units
CBA Equities Limited ACN 003 485 952	Monday, 14 December 2015	483.57		81 Units
CBA Equities Limited ACN 003 485 952	Monday, 14 December 2015	961.17		161 Units
CBA Equities Limited ACN 003 485 952	Monday, 14 December 2015	973.11		163 Units
CBA Equities Limited ACN 003 485 952	Monday, 14 December 2015	716.40		120 Units

CBA Equities Limited ACN 003 485 952	Monday, 14 December 2015	716.40		120 Units
CBA Equities Limited ACN 003 485 952	Monday, 14 December 2015	1,982.04		332 Units
CBA Equities Limited ACN 003 485 952	Monday, 14 December 2015	89.55		15 Units
CBA Equities Limited ACN 003 485 952	Monday, 14 December 2015	2,937.24		492 Units
CBA Equities Limited ACN 003 485 952	Tuesday, 15 December 2015	29,512.73		4,927 Units
CBA Equities Limited ACN 003 485 952	Tuesday, 15 December 2015	5,259.15		870 Units
CBA Equities Limited ACN 003 485 952	Tuesday, 15 December 2015	4,235.00		700 Units
CBA Equities Limited ACN 003 485 952	Tuesday, 15 December 2015	17,496.60		2,892 Units
CBA Equities Limited ACN 003 485 952	Tuesday, 15 December 2015	1,092.51		183 Units
CBA Equities Limited ACN 003 485 952	Tuesday, 15 December 2015	3,635.73		609 Units
CBA Equities Limited ACN 003 485 952	Tuesday, 15 December 2015	96.80		16 Units
CBA Equities Limited ACN 003 485 952	Tuesday, 15 December 2015	6.05		1 Units
CBA Equities Limited ACN 003 485 952	Tuesday, 15 December 2015	597.00		100 Units
CBA Equities Limited ACN 003 485 952	Tuesday, 15 December 2015	758.19		127 Units
CBA Equities Limited ACN 003 485 952	Tuesday, 15 December 2015	6.05		1 Units
CBA Equities Limited ACN 003 485 952	Tuesday, 15 December 2015	6.05		1 Units
CBA Equities Limited ACN 003 485 952	Tuesday, 15 December 2015	17,647.85		2,917 Units
CBA Equities Limited ACN 003 485 952	Tuesday, 15 December 2015	3,245.48		536 Units
CBA Equities Limited	Tuesday, 15 December	5,812.80		960 Units

ACN 003 485 952	2015			
CBA Equities Limited ACN 003 485 952	Tuesday, 15 December 2015	2,373.56		392 Units
CBA Equities Limited ACN 003 485 952	Tuesday, 15 December 2015	8,494.20		1,404 Units
CBA Equities Limited ACN 003 485 952	Tuesday, 15 December 2015	6,249.65		1,033 Units
CBA Equities Limited ACN 003 485 952	Tuesday, 15 December 2015	24,820.77		4,106 Units
CBA Equities Limited ACN 003 485 952	Tuesday, 15 December 2015	26,205.08		4,335 Units
CBA Equities Limited ACN 003 485 952	Tuesday, 15 December 2015	8,698.75		1,439 Units
CBA Equities Limited ACN 003 485 952	Tuesday, 15 December 2015	33,260.11		5,493 Units
CBA Equities Limited ACN 003 485 952	Tuesday, 15 December 2015	3,330.25		550 Units
CBA Equities Limited ACN 003 485 952	Tuesday, 15 December 2015	26,684.38		4,407 Units
CBA Equities Limited ACN 003 485 952	Tuesday, 15 December 2015	10,674.97		1,763 Units
CBA Equities Limited ACN 003 485 952	Tuesday, 15 December 2015	6.05		1 Units
CBA Equities Limited ACN 003 485 952	Tuesday, 15 December 2015	24.22		4 Units
CBA Equities Limited ACN 003 485 952	Tuesday, 15 December 2015	66.60		11 Units
CBA Equities Limited ACN 003 485 952	Tuesday, 15 December 2015	6,848.20		1,131 Units
CBA Equities Limited ACN 003 485 952	Tuesday, 15 December 2015	363.30		60 Units
CBA Equities Limited ACN 003 485 952	Wednesday, 16 December 2015	4,347.63		721 Units
CBA Equities Limited ACN 003 485 952	Wednesday, 16 December 2015	1,236.15		205 Units
CBA Equities Limited ACN 003 485 952	Wednesday, 16 December 2015	4,534.56		752 Units

CBA Equities Limited ACN 003 485 952	Wednesday, 16 December 2015	10,015.83		1,661 Units
CBA Equities Limited ACN 003 485 952	Wednesday, 16 December 2015	18,510.00		3,000 Units
CBA Equities Limited ACN 003 485 952	Wednesday, 16 December 2015	18,510.00		3,000 Units
CBA Equities Limited ACN 003 485 952	Wednesday, 16 December 2015	7,348.02		1,189 Units
CBA Equities Limited ACN 003 485 952	Wednesday, 16 December 2015	1,353.42		219 Units
CBA Equities Limited ACN 003 485 952	Wednesday, 16 December 2015	6,037.86		977 Units
CBA Equities Limited ACN 003 485 952	Wednesday, 16 December 2015	3,800.70		615 Units
CBA Equities Limited ACN 003 485 952	Wednesday, 16 December 2015	27,919.25		4,525 Units
CBA Equities Limited ACN 003 485 952	Wednesday, 16 December 2015	5,357.33		862 Units
CBA Equities Limited ACN 003 485 952	Wednesday, 16 December 2015	10,582.50		1,700 Units
CBA Equities Limited ACN 003 485 952	Wednesday, 16 December 2015	10,128.07		1,627 Units
CBA Equities Limited ACN 003 485 952	Wednesday, 16 December 2015	5,067.15		814 Units
CBA Equities Limited ACN 003 485 952	Wednesday, 16 December 2015	2,533.57		407 Units
CBA Equities Limited ACN 003 485 952	Wednesday, 16 December 2015	1,263.68		203 Units
CBA Equities Limited ACN 003 485 952	Wednesday, 16 December 2015	1,263.68		203 Units
CBA Equities Limited ACN 003 485 952	Wednesday, 16 December 2015	186.45		30 Units
CBA Equities Limited ACN 003 485 952	Wednesday, 16 December 2015	62.15		10 Units
CBA Equities Limited ACN 003 485 952	Wednesday, 16 December 2015	795.52		128 Units
CBA Equities Limited	Wednesday, 16	3,424.47		551 Units

ACN 003 485 952	December 2015			
CBA Equities Limited ACN 003 485 952	Wednesday, 16 December 2015	5,338.00		850 Units
CBA Equities Limited ACN 003 485 952	Thursday, 17 December 2015	1,182.19		189 Units
CBA Equities Limited ACN 003 485 952	Thursday, 17 December 2015	763.11		122 Units
CBA Equities Limited ACN 003 485 952	Thursday, 17 December 2015	27,284.31		4,362 Units
CBA Equities Limited ACN 003 485 952	Thursday, 17 December 2015	1,376.10		220 Units
CBA Equities Limited ACN 003 485 952	Thursday, 17 December 2015	9,538.88		1,525 Units
CBA Equities Limited ACN 003 485 952	Thursday, 17 December 2015	1,627.82		259 Units
CBA Equities Limited ACN 003 485 952	Thursday, 17 December 2015	16,932.03		2,677 Units
CBA Equities Limited ACN 003 485 952	Thursday, 17 December 2015	16,932.03		2,677 Units
CBA Equities Limited ACN 003 485 952	Thursday, 17 December 2015	23,358.23		3,693 Units
CBA Equities Limited ACN 003 485 952	Thursday, 17 December 2015	3,687.47		583 Units
CBA Equities Limited ACN 003 485 952	Thursday, 17 December 2015	6,325.00		1,000 Units
CBA Equities Limited ACN 003 485 952	Thursday, 17 December 2015	113.85		18 Units
CBA Equities Limited ACN 003 485 952	Thursday, 17 December 2015	2,155.76		343 Units
CBA Equities Limited ACN 003 485 952	Thursday, 17 December 2015	2,414.82		383 Units
CBA Equities Limited ACN 003 485 952	Thursday, 17 December 2015	1,292.52		205 Units
CBA Equities Limited ACN 003 485 952	Thursday, 17 December 2015	22,141.62		3,537 Units
CBA Equities Limited ACN 003 485 952	Thursday, 17 December 2015	30,041.74		4,799 Units

CBA Equities Limited ACN 003 485 952	Thursday, 17 December 2015	538.36		86 Units
CBA Equities Limited ACN 003 485 952	Thursday, 17 December 2015	13,613.84		2,173 Units
CBA Equities Limited ACN 003 485 952	Thursday, 17 December 2015	100.08		16 Units
CBA Equities Limited ACN 003 485 952	Thursday, 17 December 2015	744.35		119 Units
CBA Equities Limited ACN 003 485 952	Thursday, 17 December 2015	33,894.00		5,380 Units
CBA Equities Limited ACN 003 485 952	Thursday, 17 December 2015	23,920.71		3,806 Units
CBA Equities Limited ACN 003 485 952	Thursday, 17 December 2015	4,782.89		761 Units
CBA Equities Limited ACN 003 485 952	Thursday, 17 December 2015	4,838.03		771 Units
CBA Equities Limited ACN 003 485 952	Thursday, 17 December 2015	759.28		121 Units
CBA Equities Limited ACN 003 485 952	Thursday, 17 December 2015	683.98		109 Units
CBA Equities Limited ACN 003 485 952	Thursday, 17 December 2015	781.88		125 Units
CBA Equities Limited ACN 003 485 952	Thursday, 17 December 2015	1,689.32		269 Units
CBA Equities Limited ACN 003 485 952	Thursday, 17 December 2015	33,039.08		5,261 Units
CBA Equities Limited ACN 003 485 952	Thursday, 17 December 2015	31,632.15		5,045 Units
CBA Equities Limited ACN 003 485 952	Thursday, 17 December 2015	8,614.38		1,375 Units
CBA Equities Limited ACN 003 485 952	Thursday, 17 December 2015	6,509.34		1,039 Units
CBA Equities Limited ACN 003 485 952	Thursday, 17 December 2015	1,142.05		182 Units
CBA Equities Limited ACN 003 485 952	Thursday, 17 December 2015	100.40		16 Units
CBA Equities Limited	Thursday, 17 December	1,025,034.48		162,189 Units

ACN 003 485 952	2015			
CBA Equities Limited ACN 003 485 952	Thursday, 17 December 2015	4,666,037.04		738,297 Units
CBA Equities Limited ACN 003 485 952	Thursday, 17 December 2015	29,508.08		4,669 Units
CBA Equities Limited ACN 003 485 952	Thursday, 17 December 2015	4,025.84		637 Units
CBA Equities Limited ACN 003 485 952	Thursday, 17 December 2015	2,844.00		450 Units
CBA Equities Limited ACN 003 485 952	Thursday, 17 December 2015	8,607.84		1,362 Units
CBA Equities Limited ACN 003 485 952	Thursday, 17 December 2015	15,395.52		2,436 Units
CBA Equities Limited ACN 003 485 952	Thursday, 17 December 2015	19,115.10		3,015 Units
CBA Equities Limited ACN 003 485 952	Thursday, 17 December 2015	794.43		126 Units
CBA Equities Limited ACN 003 485 952	Thursday, 17 December 2015	6,008.67		953 Units
CBA Equities Limited ACN 003 485 952	Thursday, 17 December 2015	4,515.23		715 Units
CBA Equities Limited ACN 003 485 952	Thursday, 17 December 2015	2,254.45		357 Units
CBA Equities Limited ACN 003 485 952	Thursday, 17 December 2015	6,883.35		1,090 Units
CBA Equities Limited ACN 003 485 952	Thursday, 17 December 2015	940.94		149 Units
CBA Equities Limited ACN 003 485 952	Thursday, 17 December 2015	8,765.22		1,388 Units
CBA Equities Limited ACN 003 485 952	Thursday, 17 December 2015	24,174.00		3,825 Units
CBA Equities Limited ACN 003 485 952	Thursday, 17 December 2015	33,297.93		5,298 Units
CBA Equities Limited ACN 003 485 952	Thursday, 17 December 2015	72,365.49		11,514 Units
CBA Equities Limited ACN 003 485 952	Thursday, 17 December 2015	8,013.38		1,275 Units

CBA Equities Limited ACN 003 485 952	Thursday, 17 December 2015	41,546.78		6,621 Units
CBA Equities Limited ACN 003 485 952	Thursday, 17 December 2015	18,900.30		3,012 Units
CBA Equities Limited ACN 003 485 952	Thursday, 17 December 2015	11,044.00		1,760 Units
CBA Equities Limited ACN 003 485 952	Thursday, 17 December 2015	1,035.38		165 Units
CBA Equities Limited ACN 003 485 952	Thursday, 17 December 2015	5,367.12		856 Units
CBA Equities Limited ACN 003 485 952	Thursday, 17 December 2015	137.94		22 Units
CBA Equities Limited ACN 003 485 952	Thursday, 17 December 2015	25,970.34		4,142 Units
CBA Equities Limited ACN 003 485 952	Thursday, 17 December 2015	9,112.50		1,458 Units
CBA Equities Limited ACN 003 485 952	Thursday, 17 December 2015	93.83		15 Units
CBA Equities Limited ACN 003 485 952	Thursday, 17 December 2015	20,947.99		3,349 Units
CBA Equities Limited ACN 003 485 952	Friday, 18 December 2015	19,739.91		3,189 Units
CBA Equities Limited ACN 003 485 952	Friday, 18 December 2015	6.19		1 Units
CBA Equities Limited ACN 003 485 952	Friday, 18 December 2015	18,843.75		3,015 Units
CBA Equities Limited ACN 003 485 952	Friday, 18 December 2015	294.45		47 Units
CBA Equities Limited ACN 003 485 952	Friday, 18 December 2015	9,397.50		1,500 Units
CBA Equities Limited ACN 003 485 952	Friday, 18 December 2015	5,043.32		805 Units
CBA Equities Limited ACN 003 485 952	Friday, 18 December 2015	47,722.23		7,587 Units
CBA Equities Limited ACN 003 485 952	Friday, 18 December 2015	18,843.75		3,015 Units
CBA Equities Limited	Friday, 18 December	27,950.90		4,465 Units

ACN 003 485 952	2015			
CBA Equities Limited ACN 003 485 952	Friday, 18 December 2015	22,102.92		3,528 Units
CBA Equities Limited ACN 003 485 952	Friday, 18 December 2015	7,011.20		1,120 Units
CBA Equities Limited ACN 003 485 952	Friday, 18 December 2015	11,862.70		1,895 Units
CBA Equities Limited ACN 003 485 952	Friday, 18 December 2015	18,934.20		3,015 Units
CBA Equities Limited ACN 003 485 952	Friday, 18 December 2015	18,904.05		3,015 Units
CBA Equities Limited ACN 003 485 952	Friday, 18 December 2015	16,248.75		2,625 Units
CBA Equities Limited ACN 003 485 952	Monday, 21 December 2015	1,268.88		204 Units
CBA Equities Limited ACN 003 485 952	Monday, 21 December 2015	6.22		1 Units
CBA Equities Limited ACN 003 485 952	Monday, 21 December 2015	12.44		2 Units
CBA Equities Limited ACN 003 485 952	Monday, 21 December 2015	6.22		1 Units
CBA Equities Limited ACN 003 485 952	Monday, 21 December 2015	939.22		151 Units
CBA Equities Limited ACN 003 485 952	Monday, 21 December 2015	953.96		153 Units
CBA Equities Limited ACN 003 485 952	Monday, 21 December 2015	2,518.94		404 Units
CBA Equities Limited ACN 003 485 952	Monday, 21 December 2015	717.03		115 Units
CBA Equities Limited ACN 003 485 952	Monday, 21 December 2015	667.14		107 Units
CBA Equities Limited ACN 003 485 952	Monday, 21 December 2015	1,010.07		162 Units
CBA Equities Limited ACN 003 485 952	Monday, 21 December 2015	87.15		14 Units
CBA Equities Limited ACN 003 485 952	Monday, 21 December 2015	6.22		1 Units

CBA Equities Limited ACN 003 485 952	Monday, 21 December 2015	361.05		58 Units
CBA Equities Limited ACN 003 485 952	Monday, 21 December 2015	1,456.65		234 Units
CBA Equities Limited ACN 003 485 952	Monday, 21 December 2015	38,564.00		6,200 Units
CBA Equities Limited ACN 003 485 952	Monday, 21 December 2015	6,792.24		1,092 Units
CBA Equities Limited ACN 003 485 952	Monday, 21 December 2015	68.47		11 Units
CBA Equities Limited ACN 003 485 952	Monday, 21 December 2015	12.45		2 Units
CBA Equities Limited ACN 003 485 952	Monday, 21 December 2015	6.22		1 Units
CBA Equities Limited ACN 003 485 952	Monday, 21 December 2015	19,716.00		3,180 Units
CBA Equities Limited ACN 003 485 952	Monday, 21 December 2015	2,518.94		404 Units
CBA Equities Limited ACN 003 485 952	Monday, 21 December 2015	660.91		106 Units
CBA Equities Limited ACN 003 485 952	Monday, 21 December 2015	835.49		134 Units
CBA Equities Limited ACN 003 485 952	Monday, 21 December 2015	47,349.12		7,588 Units
CBA Equities Limited ACN 003 485 952	Monday, 21 December 2015	150,608.64		24,136 Units
CBA Equities Limited ACN 003 485 952	Monday, 21 December 2015	50,163.36		8,039 Units
CBA Equities Limited ACN 003 485 952	Monday, 21 December 2015	37.32		6 Units
CBA Equities Limited ACN 003 485 952	Monday, 21 December 2015	18.66		3 Units
CBA Equities Limited ACN 003 485 952	Tuesday, 22 December 2015	17,863.60		2,840 Units
CBA Equities Limited ACN 003 485 952	Tuesday, 22 December 2015	4,379.14		694 Units
CBA Equities Limited	Tuesday, 22 December	19,120.50		3,035 Units

ACN 003 485 952	2015			
CBA Equities Limited ACN 003 485 952	Tuesday, 22 December 2015	20,255.60		3,205 Units
CBA Equities Limited ACN 003 485 952	Tuesday, 22 December 2015	19,150.85		3,035 Units
CBA Equities Limited ACN 003 485 952	Tuesday, 22 December 2015	14,771.71		2,341 Units
CBA Equities Limited ACN 003 485 952	Monday, 11 January 2016	4,868.24		806 Units
CBA Equities Limited ACN 003 485 952	Monday, 11 January 2016	14,707.40		2,435 Units
CBA Equities Limited ACN 003 485 952	Wednesday, 13 January 2016	8,244.48		1,356 Units
CBA Equities Limited ACN 003 485 952	Wednesday, 13 January 2016	2,018.56		332 Units
CBA Equities Limited ACN 003 485 952	Wednesday, 13 January 2016	9,636.80		1,585 Units
CBA Equities Limited ACN 003 485 952	Thursday, 14 January 2016	46,491.60		7,660 Units
CBA Equities Limited ACN 003 485 952	Monday, 18 January 2016	8,817.69		1,477 Units
CBA Equities Limited ACN 003 485 952	Monday, 18 January 2016	1,470.86		251 Units
CBA Equities Limited ACN 003 485 952	Monday, 18 January 2016	18,054.66		3,081 Units
CBA Equities Limited ACN 003 485 952	Monday, 18 January 2016	169.94		29 Units
CBA Equities Limited ACN 003 485 952	Tuesday, 19 January 2016	6.00		1 Units
CBA Equities Limited ACN 003 485 952	Tuesday, 19 January 2016	6.00		1 Units
CBA Equities Limited ACN 003 485 952	Wednesday, 20 January 2016	15,551.37		2,579 Units
CBA Equities Limited ACN 003 485 952	Wednesday, 20 January 2016	1,941.66		322 Units
CBA Equities Limited ACN 003 485 952	Wednesday, 20 January 2016	2,375.82		394 Units

CBA Equities Limited ACN 003 485 952	Thursday, 21 January 2016	19,277.05		3,155 Units
CBA Equities Limited ACN 003 485 952	Thursday, 21 January 2016	885.95		145 Units
CBA Equities Limited ACN 003 485 952	Thursday, 21 January 2016	651.63		107 Units
CBA Equities Limited ACN 003 485 952	Friday, 22 January 2016	151.88		25 Units
CBA Equities Limited ACN 003 485 952	Friday, 22 January 2016	2,824.88		465 Units
CBA Equities Limited ACN 003 485 952	Friday, 22 January 2016	1,196.78		197 Units
CBA Equities Limited ACN 003 485 952	Friday, 22 January 2016	28,714.35		4,715 Units
CBA Equities Limited ACN 003 485 952	Friday, 22 January 2016	30,541.35		5,015 Units
CBA Equities Limited ACN 003 485 952	Friday, 22 January 2016	18,422.25		3,025 Units
CBA Equities Limited ACN 003 485 952	Friday, 22 January 2016	18,150.00		3,025 Units
CBA Equities Limited ACN 003 485 952	Friday, 22 January 2016	45,471.66		7,566 Units
CBA Equities Limited ACN 003 485 952	Friday, 22 January 2016	40,176.85		6,685 Units
CBA Equities Limited ACN 003 485 952	Friday, 22 January 2016	18,240.75		3,025 Units
CBA Equities Limited ACN 003 485 952	Friday, 22 January 2016	18,180.25		3,025 Units
CBA Equities Limited ACN 003 485 952	Friday, 22 January 2016	1,348.65		222 Units
CBA Equities Limited ACN 003 485 952	Friday, 22 January 2016	1,543.05		254 Units
CBA Equities Limited ACN 003 485 952	Friday, 22 January 2016	1,312.20		216 Units
CBA Equities Limited ACN 003 485 952	Friday, 22 January 2016	10,422.19		1,717 Units
CBA Equities Limited	Friday, 22 January 2016	16,771.41		2,763 Units

ACN 003 485 952				
CBA Equities Limited ACN 003 485 952	Friday, 22 January 2016	1,350.26		223 Units
CBA Equities Limited ACN 003 485 952	Friday, 22 January 2016	133.87		22 Units
CBA Equities Limited ACN 003 485 952	Friday, 22 January 2016	2,653.06		436 Units
CBA Equities Limited ACN 003 485 952	Friday, 22 January 2016	146.04		24 Units
CBA Equities Limited ACN 003 485 952	Friday, 22 January 2016	146.04		24 Units
CBA Equities Limited ACN 003 485 952	Friday, 22 January 2016	1,356.95		223 Units
CBA Equities Limited ACN 003 485 952	Friday, 22 January 2016	50,203.72		8,305 Units
CBA Equities Limited ACN 003 485 952	Friday, 22 January 2016	16,533.08		2,735 Units
CBA Equities Limited ACN 003 485 952	Friday, 22 January 2016	36,511.75		6,050 Units
CBA Equities Limited ACN 003 485 952	Friday, 22 January 2016	898.47		149 Units
CBA Equities Limited ACN 003 485 952	Friday, 22 January 2016	17,342.28		2,876 Units
CBA Equities Limited ACN 003 485 952	Friday, 22 January 2016	11,245.95		1,865 Units
CBA Equities Limited ACN 003 485 952	Monday, 25 January 2016	18,271.00		3,025 Units
CBA Equities Limited ACN 003 485 952	Monday, 25 January 2016	3,654.18		603 Units
CBA Equities Limited ACN 003 485 952	Monday, 25 January 2016	4,848.00		800 Units
CBA Equities Limited ACN 003 485 952	Monday, 25 January 2016	96,535.80		15,930 Units
CBA Equities Limited ACN 003 485 952	Wednesday, 27 January 2016	18,422.25		3,025 Units
CBA Equities Limited ACN 003 485 952	Wednesday, 27 January 2016	18,361.75		3,025 Units

CBA Equities Limited ACN 003 485 952	Wednesday, 27 January 2016	18,422.25		3,025 Units
CBA Equities Limited ACN 003 485 952	Wednesday, 27 January 2016	18,392.00		3,025 Units
CBA Equities Limited ACN 003 485 952	Wednesday, 27 January 2016	30,774.90		5,070 Units
CBA Equities Limited ACN 003 485 952	Wednesday, 27 January 2016	11,966.85		1,965 Units
CBA Equities Limited ACN 003 485 952	Wednesday, 27 January 2016	18,544.05		3,045 Units
CBA Equities Limited ACN 003 485 952	Wednesday, 27 January 2016	38,228.86		6,298 Units
CBA Equities Limited ACN 003 485 952	Wednesday, 27 January 2016	91,663.07		15,101 Units
CBA Equities Limited ACN 003 485 952	Wednesday, 27 January 2016	91.05		15 Units
CBA Equities Limited ACN 003 485 952	Wednesday, 27 January 2016	6.07		1 Units
CBA Equities Limited ACN 003 485 952	Wednesday, 27 January 2016	18,301.25		3,025 Units
CBA Equities Limited ACN 003 485 952	Thursday, 28 January 2016	25,852.16		4,252 Units
CBA Equities Limited ACN 003 485 952	Thursday, 28 January 2016	3,273.01		537 Units
CBA Equities Limited ACN 003 485 952	Thursday, 28 January 2016	1,103.19		181 Units
CBA Equities Limited ACN 003 485 952	Thursday, 28 January 2016	6,969.00		1,150 Units
CBA Equities Limited ACN 003 485 952	Thursday, 28 January 2016	17,834.58		2,943 Units
CBA Equities Limited ACN 003 485 952	Thursday, 28 January 2016	496.92		82 Units
CBA Equities Limited ACN 003 485 952	Thursday, 28 January 2016	36,753.75		6,050 Units
CBA Equities Limited ACN 003 485 952	Thursday, 28 January 2016	4,417.71		726 Units
CBA Equities Limited	Thursday, 28 January	4,936.95		810 Units

ACN 003 485 952	2016			
CBA Equities Limited ACN 003 485 952	Thursday, 28 January 2016	4,936.95		810 Units
CBA Equities Limited ACN 003 485 952	Thursday, 28 January 2016	1,645.65		270 Units
CBA Equities Limited ACN 003 485 952	Thursday, 28 January 2016	1,249.47		205 Units
CBA Equities Limited ACN 003 485 952	Thursday, 28 January 2016	3,273.01		537 Units
CBA Equities Limited ACN 003 485 952	Thursday, 28 January 2016	3,273.01		537 Units
CBA Equities Limited ACN 003 485 952	Thursday, 28 January 2016	6.09		1 Units
CBA Equities Limited ACN 003 485 952	Thursday, 28 January 2016	176.76		29 Units
CBA Equities Limited ACN 003 485 952	Thursday, 28 January 2016	15,938.42		2,615 Units
CBA Equities Limited ACN 003 485 952	Thursday, 28 January 2016	8,191.05		1,345 Units
CBA Equities Limited ACN 003 485 952	Thursday, 28 January 2016	15,109.29		2,481 Units
CBA Equities Limited ACN 003 485 952	Thursday, 28 January 2016	2,332.47		383 Units
CBA Equities Limited ACN 003 485 952	Thursday, 28 January 2016	3,751.44		616 Units
CBA Equities Limited ACN 003 485 952	Thursday, 28 January 2016	4,936.95		810 Units
CBA Equities Limited ACN 003 485 952	Thursday, 28 January 2016	34,384.50		5,660 Units
CBA Equities Limited ACN 003 485 952	Thursday, 28 January 2016	36,601.60		6,020 Units
CBA Equities Limited ACN 003 485 952	Friday, 29 January 2016	27,300.30		4,505 Units
CBA Equities Limited ACN 003 485 952	Friday, 29 January 2016	18,271.00		3,025 Units
CBA Equities Limited ACN 003 485 952	Friday, 29 January 2016	6,737.70		1,110 Units

CBA Equities Limited ACN 003 485 952	Friday, 29 January 2016	32,079.95		5,285 Units
CBA Equities Limited ACN 003 485 952	Friday, 29 January 2016	5,535.21		921 Units
CBA Equities Limited ACN 003 485 952	Friday, 29 January 2016	14,231.68		2,368 Units
CBA Equities Limited ACN 003 485 952	Friday, 29 January 2016	3,642.00		600 Units
CBA Equities Limited ACN 003 485 952	Friday, 29 January 2016	7,775.67		1,281 Units
CBA Equities Limited ACN 003 485 952	Friday, 29 January 2016	206.38		34 Units
CBA Equities Limited ACN 003 485 952	Monday, 1 February 2016	18,845.75		3,025 Units
CBA Equities Limited ACN 003 485 952	Monday, 1 February 2016	18,603.75		3,025 Units
CBA Equities Limited ACN 003 485 952	Monday, 1 February 2016	122,716.26		19,857 Units
CBA Equities Limited ACN 003 485 952	Monday, 1 February 2016	1,465,772.48		241,081 Units
CBA Equities Limited ACN 003 485 952	Monday, 1 February 2016	18,785.25		3,025 Units
CBA Equities Limited ACN 003 485 952	Monday, 1 February 2016	18,845.75		3,025 Units
CBA Equities Limited ACN 003 485 952	Monday, 1 February 2016	18,755.00		3,025 Units
CBA Equities Limited ACN 003 485 952	Wednesday, 3 February 2016	19,644.48		3,231 Units
CBA Equities Limited ACN 003 485 952	Wednesday, 3 February 2016	36,662.93		6,045 Units
CBA Equities Limited ACN 003 485 952	Wednesday, 3 February 2016	36,904.73		6,045 Units
CBA Equities Limited ACN 003 485 952	Wednesday, 3 February 2016	20,355.70		3,337 Units
CBA Equities Limited ACN 003 485 952	Wednesday, 3 February 2016	6,941.80		1,138 Units
CBA Equities Limited	Wednesday, 3 February	1,312.58		215 Units

ACN 003 485 952	2016			
CBA Equities Limited ACN 003 485 952	Wednesday, 3 February 2016	24.46		4 Units
CBA Equities Limited ACN 003 485 952	Wednesday, 3 February 2016	3,157.92		516 Units
CBA Equities Limited ACN 003 485 952	Wednesday, 3 February 2016	24,626.88		4,024 Units
CBA Equities Limited ACN 003 485 952	Wednesday, 3 February 2016	18,361.60		3,020 Units
CBA Equities Limited ACN 003 485 952	Wednesday, 3 February 2016	27,366.96		4,516 Units
CBA Equities Limited ACN 003 485 952	Wednesday, 3 February 2016	9,205.14		1,519 Units
CBA Equities Limited ACN 003 485 952	Wednesday, 3 February 2016	5,641.13		921 Units
CBA Equities Limited ACN 003 485 952	Wednesday, 3 February 2016	31,384.50		5,124 Units
CBA Equities Limited ACN 003 485 952	Wednesday, 3 February 2016	18,512.60		3,020 Units
CBA Equities Limited ACN 003 485 952	Wednesday, 3 February 2016	1,461.49		239 Units
CBA Equities Limited ACN 003 485 952	Wednesday, 3 February 2016	733.80		120 Units
CBA Equities Limited ACN 003 485 952	Wednesday, 3 February 2016	727.69		119 Units
CBA Equities Limited ACN 003 485 952	Wednesday, 3 February 2016	1,318.68		216 Units
CBA Equities Limited ACN 003 485 952	Wednesday, 3 February 2016	1,312.58		215 Units
CBA Equities Limited ACN 003 485 952	Wednesday, 3 February 2016	1,318.68		216 Units
CBA Equities Limited ACN 003 485 952	Thursday, 4 February 2016	2,064.00		344 Units
CBA Equities Limited ACN 003 485 952	Thursday, 4 February 2016	17,802.00		2,967 Units
CBA Equities Limited ACN 003 485 952	Thursday, 4 February 2016	16,268.94		2,698 Units

CBA Equities Limited ACN 003 485 952	Thursday, 4 February 2016	1,941.66		322 Units
CBA Equities Limited ACN 003 485 952	Friday, 5 February 2016	2,001.96		332 Units
CBA Equities Limited ACN 003 485 952	Friday, 5 February 2016	17,963.37		2,979 Units
CBA Equities Limited ACN 003 485 952	Monday, 8 February 2016	8,907.13		1,487 Units
CBA Equities Limited ACN 003 485 952	Monday, 8 February 2016	10,961.70		1,830 Units
CBA Equities Limited ACN 003 485 952	Monday, 8 February 2016	18,255.90		3,020 Units
CBA Equities Limited ACN 003 485 952	Tuesday, 9 February 2016	946.05		159 Units
CBA Equities Limited ACN 003 485 952	Tuesday, 9 February 2016	8,889.30		1,494 Units
CBA Equities Limited ACN 003 485 952	Wednesday, 10 February 2016	2,084.52		348 Units
CBA Equities Limited ACN 003 485 952	Wednesday, 10 February 2016	215.64		36 Units
CBA Equities Limited ACN 003 485 952	Wednesday, 10 February 2016	15,801.62		2,638 Units
CBA Equities Limited ACN 003 485 952	Thursday, 11 February 2016	11,845.05		1,945 Units
CBA Equities Limited ACN 003 485 952	Thursday, 11 February 2016	17,748.64		2,912 Units
CBA Equities Limited ACN 003 485 952	Monday, 15 February 2016	18,995.80		3,020 Units
CBA Equities Limited ACN 003 485 952	Monday, 15 February 2016	1,869.62		297 Units
CBA Equities Limited ACN 003 485 952	Monday, 15 February 2016	5,262.54		834 Units
CBA Equities Limited ACN 003 485 952	Monday, 15 February 2016	70,293.40		11,140 Units
CBA Equities Limited ACN 003 485 952	Monday, 15 February 2016	50,038.30		7,930 Units
CBA Equities Limited	Monday, 15 February	28,965.45		4,605 Units

ACN 003 485 952	2016			
CBA Equities Limited ACN 003 485 952	Monday, 15 February 2016	38,174.18		6,045 Units
CBA Equities Limited ACN 003 485 952	Monday, 15 February 2016	35,805.96		5,688 Units
CBA Equities Limited ACN 003 485 952	Monday, 15 February 2016	28,982.20		4,615 Units
CBA Equities Limited ACN 003 485 952	Monday, 15 February 2016	11,944.08		1,908 Units
CBA Equities Limited ACN 003 485 952	Monday, 15 February 2016	5,765.46		921 Units
CBA Equities Limited ACN 003 485 952	Wednesday, 17 February 2016	19,846.40		3,101 Units
CBA Equities Limited ACN 003 485 952	Wednesday, 17 February 2016	19,237.40		3,020 Units
CBA Equities Limited ACN 003 485 952	Thursday, 18 February 2016	6,193.47		958 Units
CBA Equities Limited ACN 003 485 952	Thursday, 18 February 2016	13,207.99		2,043 Units
CBA Equities Limited ACN 003 485 952	Thursday, 18 February 2016	19,630.00		3,020 Units
CBA Equities Limited ACN 003 485 952	Thursday, 18 February 2016	19,599.80		3,020 Units
CBA Equities Limited ACN 003 485 952	Thursday, 18 February 2016	29,457.60		4,560 Units
CBA Equities Limited ACN 003 485 952	Thursday, 18 February 2016	42,119.47		6,515 Units
CBA Equities Limited ACN 003 485 952	Thursday, 18 February 2016	29,403.60		4,580 Units
CBA Equities Limited ACN 003 485 952	Thursday, 18 February 2016	1,053.80		163 Units
CBA Equities Limited ACN 003 485 952	Thursday, 18 February 2016	13,059.30		2,020 Units
CBA Equities Limited ACN 003 485 952	Thursday, 18 February 2016	1,617.50		250 Units
CBA Equities Limited ACN 003 485 952	Thursday, 18 February 2016	9,802.05		1,515 Units

CBA Equities Limited ACN 003 485 952	Thursday, 18 February 2016	3,564.97		551 Units
CBA Equities Limited ACN 003 485 952	Thursday, 18 February 2016	33,922.21		5,243 Units
CBA Equities Limited ACN 003 485 952	Thursday, 18 February 2016	50,077.80		7,740 Units
CBA Equities Limited ACN 003 485 952	Thursday, 18 February 2016	28,940.80		4,480 Units
CBA Equities Limited ACN 003 485 952	Thursday, 18 February 2016	19,539.40		3,020 Units
CBA Equities Limited ACN 003 485 952	Thursday, 18 February 2016	19,448.80		3,020 Units
CBA Equities Limited ACN 003 485 952	Friday, 19 February 2016	101,152.38		15,538 Units
CBA Equities Limited ACN 003 485 952	Friday, 19 February 2016	49,847.07		7,657 Units
CBA Equities Limited ACN 003 485 952	Friday, 19 February 2016	3,576.73		549 Units
CBA Equities Limited ACN 003 485 952	Monday, 22 February 2016	16,971.57		2,607 Units
CBA Equities Limited ACN 003 485 952	Monday, 22 February 2016	2,688.63		413 Units
CBA Equities Limited ACN 003 485 952	Monday, 22 February 2016	19,071.00		2,925 Units
CBA Equities Limited ACN 003 485 952	Monday, 22 February 2016	10,010.00		1,540 Units
CBA Equities Limited ACN 003 485 952	Monday, 22 February 2016	4,634.50		713 Units
CBA Equities Limited ACN 003 485 952	Monday, 22 February 2016	5,323.50		819 Units
CBA Equities Limited ACN 003 485 952	Wednesday, 24 February 2016	12,338.46		1,878 Units
CBA Equities Limited ACN 003 485 952	Wednesday, 24 February 2016	6.57		1 Units
CBA Equities Limited ACN 003 485 952	Wednesday, 24 February 2016	7,562.07		1,151 Units
CBA Equities Limited	Thursday, 25 February	19,129.50		2,925 Units

ACN 003 485 952	2016			
CBA Equities Limited ACN 003 485 952	Thursday, 25 February 2016	2,487.24		378 Units
CBA Equities Limited ACN 003 485 952	Thursday, 25 February 2016	19,690.40		3,020 Units
CBA Equities Limited ACN 003 485 952	Thursday, 25 February 2016	19,841.40		3,020 Units
CBA Equities Limited ACN 003 485 952	Thursday, 25 February 2016	291.28		44 Units
CBA Equities Limited ACN 003 485 952	Thursday, 25 February 2016	19,707.74		2,977 Units
CBA Equities Limited ACN 003 485 952	Thursday, 25 February 2016	17,178.90		2,595 Units
CBA Equities Limited ACN 003 485 952	Thursday, 25 February 2016	5,891.80		890 Units
CBA Equities Limited ACN 003 485 952	Thursday, 25 February 2016	1,926.42		291 Units
CBA Equities Limited ACN 003 485 952	Thursday, 25 February 2016	6.62		1 Units
CBA Equities Limited ACN 003 485 952	Thursday, 25 February 2016	86,955.00		13,175 Units
CBA Equities Limited ACN 003 485 952	Thursday, 25 February 2016	19,841.40		3,020 Units
CBA Equities Limited ACN 003 485 952	Thursday, 25 February 2016	7,731.50		1,175 Units
CBA Equities Limited ACN 003 485 952	Thursday, 25 February 2016	20,069.00		3,050 Units
CBA Equities Limited ACN 003 485 952	Thursday, 25 February 2016	1,064.34		162 Units
CBA Equities Limited ACN 003 485 952	Thursday, 25 February 2016	18,777.06		2,858 Units
CBA Equities Limited ACN 003 485 952	Thursday, 25 February 2016	1,892.95		289 Units
CBA Equities Limited ACN 003 485 952	Thursday, 25 February 2016	58.95		9 Units
CBA Equities Limited ACN 003 485 952	Thursday, 25 February 2016	19.65		3 Units

CBA Equities Limited ACN 003 485 952	Thursday, 25 February 2016	183.40		28 Units
CBA Equities Limited ACN 003 485 952	Thursday, 25 February 2016	150.65		23 Units
CBA Equities Limited ACN 003 485 952	Thursday, 25 February 2016	52.40		8 Units
CBA Equities Limited ACN 003 485 952	Thursday, 25 February 2016	484.70		74 Units
CBA Equities Limited ACN 003 485 952	Thursday, 25 February 2016	412.65		63 Units
CBA Equities Limited ACN 003 485 952	Thursday, 25 February 2016	6.55		1 Units
CBA Equities Limited ACN 003 485 952	Thursday, 25 February 2016	104.80		16 Units
CBA Equities Limited ACN 003 485 952	Thursday, 25 February 2016	838.40		128 Units
CBA Equities Limited ACN 003 485 952	Thursday, 25 February 2016	8,194.05		1,251 Units
CBA Equities Limited ACN 003 485 952	Thursday, 25 February 2016	209.60		32 Units
CBA Equities Limited ACN 003 485 952	Thursday, 25 February 2016	1,892.95		289 Units
CBA Equities Limited ACN 003 485 952	Thursday, 25 February 2016	491.25		75 Units
CBA Equities Limited ACN 003 485 952	Thursday, 25 February 2016	72.05		11 Units
CBA Equities Limited ACN 003 485 952	Thursday, 25 February 2016	196.50		30 Units
CBA Equities Limited ACN 003 485 952	Thursday, 25 February 2016	1,892.95		289 Units
CBA Equities Limited ACN 003 485 952	Thursday, 25 February 2016	19.65		3 Units
CBA Equities Limited ACN 003 485 952	Thursday, 25 February 2016	131.00		20 Units
CBA Equities Limited ACN 003 485 952	Thursday, 25 February 2016	19,841.40		3,020 Units
CBA Equities Limited	Thursday, 25 February	19,250.10		2,930 Units

ACN 003 485 952	2016			
CBA Equities Limited ACN 003 485 952	Thursday, 25 February 2016	13,628.94		2,076 Units
CBA Equities Limited ACN 003 485 952	Thursday, 25 February 2016	682.76		104 Units
CBA Equities Limited ACN 003 485 952	Thursday, 25 February 2016	19,811.20		3,020 Units
CBA Equities Limited ACN 003 485 952	Friday, 26 February 2016	4,395.33		669 Units
CBA Equities Limited ACN 003 485 952	Friday, 26 February 2016	15,511.77		2,361 Units
CBA Equities Limited ACN 003 485 952	Monday, 29 February 2016	1,586.79		243 Units
CBA Equities Limited ACN 003 485 952	Monday, 29 February 2016	1,488.84		228 Units
CBA Equities Limited ACN 003 485 952	Monday, 29 February 2016	548.52		84 Units
CBA Equities Limited ACN 003 485 952	Monday, 29 February 2016	189.37		29 Units
CBA Equities Limited ACN 003 485 952	Monday, 29 February 2016	9,853.77		1,509 Units
CBA Equities Limited ACN 003 485 952	Monday, 29 February 2016	4,335.92		664 Units
CBA Equities Limited ACN 003 485 952	Monday, 29 February 2016	1,998.18		306 Units
CBA Equities Limited ACN 003 485 952	Monday, 29 February 2016	12,114.16		1,858 Units
CBA Equities Limited ACN 003 485 952	Monday, 29 February 2016	7,576.24		1,162 Units
CBA Equities Limited ACN 003 485 952	Monday, 29 February 2016	19,750.80		3,020 Units
CBA Equities Limited ACN 003 485 952	Monday, 29 February 2016	347.41		53 Units
CBA Equities Limited ACN 003 485 952	Monday, 29 February 2016	157.32		24 Units
CBA Equities Limited ACN 003 485 952	Monday, 29 February 2016	19,811.20		3,020 Units

CBA Equities Limited ACN 003 485 952	Monday, 29 February 2016	39,652.60		6,040 Units
CBA Equities Limited ACN 003 485 952	Monday, 29 February 2016	19,781.00		3,020 Units
CBA Equities Limited ACN 003 485 952	Monday, 29 February 2016	30,038.00		4,600 Units
CBA Equities Limited ACN 003 485 952	Monday, 29 February 2016	5,329.22		813 Units
CBA Equities Limited ACN 003 485 952	Monday, 29 February 2016	137.66		21 Units
CBA Equities Limited ACN 003 485 952	Monday, 29 February 2016	91.77		14 Units
CBA Equities Limited ACN 003 485 952	Monday, 29 February 2016	15,764.78		2,405 Units
CBA Equities Limited ACN 003 485 952	Monday, 29 February 2016	5,892.94		899 Units
CBA Equities Limited ACN 003 485 952	Monday, 29 February 2016	12,375.84		1,888 Units
CBA Equities Limited ACN 003 485 952	Monday, 29 February 2016	18,471.00		2,820 Units
CBA Equities Limited ACN 003 485 952	Tuesday, 1 March 2016	19,901.80		3,020 Units
CBA Equities Limited ACN 003 485 952	Tuesday, 1 March 2016	20,022.60		3,020 Units
CBA Equities Limited ACN 003 485 952	Tuesday, 1 March 2016	14,244.30		2,142 Units
CBA Equities Limited ACN 003 485 952	Tuesday, 1 March 2016	5,838.70		878 Units
CBA Equities Limited ACN 003 485 952	Tuesday, 1 March 2016	15,534.40		2,336 Units
CBA Equities Limited ACN 003 485 952	Tuesday, 1 March 2016	9,502.85		1,429 Units
CBA Equities Limited ACN 003 485 952	Tuesday, 1 March 2016	364.10		55 Units
CBA Equities Limited ACN 003 485 952	Tuesday, 1 March 2016	19,628.30		2,965 Units
CBA Equities Limited	Tuesday, 1 March 2016	19,992.40		3,020 Units

ACN 003 485 952				
CBA Equities Limited ACN 003 485 952	Tuesday, 1 March 2016	19,962.20		3,020 Units
CBA Equities Limited ACN 003 485 952	Tuesday, 1 March 2016	19,901.80		3,020 Units
CBA Equities Limited ACN 003 485 952	Tuesday, 1 March 2016	30,714.75		4,675 Units
CBA Equities Limited ACN 003 485 952	Tuesday, 1 March 2016	57,912.92		8,788 Units
CBA Equities Limited ACN 003 485 952	Tuesday, 1 March 2016	19,841.40		3,020 Units
CBA Equities Limited ACN 003 485 952	Tuesday, 1 March 2016	25,023.60		3,780 Units
CBA Equities Limited ACN 003 485 952	Wednesday, 2 March 2016	40,075.40		6,040 Units
CBA Equities Limited ACN 003 485 952	Wednesday, 2 March 2016	40,807.65		6,155 Units
CBA Equities Limited ACN 003 485 952	Wednesday, 2 March 2016	40,075.40		6,040 Units
CBA Equities Limited ACN 003 485 952	Wednesday, 2 March 2016	40,135.80		6,040 Units
CBA Equities Limited ACN 003 485 952	Wednesday, 2 March 2016	43,824.17		6,605 Units
CBA Equities Limited ACN 003 485 952	Wednesday, 2 March 2016	30,133.35		4,545 Units
CBA Equities Limited ACN 003 485 952	Wednesday, 2 March 2016	32,004.80		4,820 Units
CBA Equities Limited ACN 003 485 952	Wednesday, 2 March 2016	7,753.53		1,173 Units
CBA Equities Limited ACN 003 485 952	Wednesday, 2 March 2016	22,963.14		3,474 Units
CBA Equities Limited ACN 003 485 952	Thursday, 3 March 2016	1,996.77		303 Units
CBA Equities Limited ACN 003 485 952	Thursday, 3 March 2016	929.19		141 Units
CBA Equities Limited ACN 003 485 952	Thursday, 3 March 2016	593.10		90 Units

CBA Equities Limited ACN 003 485 952	Thursday, 3 March 2016	1,357.54		206 Units
CBA Equities Limited ACN 003 485 952	Thursday, 3 March 2016	4,540.80		688 Units
CBA Equities Limited ACN 003 485 952	Thursday, 3 March 2016	15,367.88		2,332 Units
CBA Equities Limited ACN 003 485 952	Thursday, 3 March 2016	6,550.29		997 Units
CBA Equities Limited ACN 003 485 952	Thursday, 3 March 2016	13,331.57		2,023 Units
CBA Equities Limited ACN 003 485 952	Thursday, 3 March 2016	1,305.81		198 Units
CBA Equities Limited ACN 003 485 952	Thursday, 3 March 2016	1,351.97		205 Units
CBA Equities Limited ACN 003 485 952	Thursday, 3 March 2016	15,048.00		2,280 Units
CBA Equities Limited ACN 003 485 952	Thursday, 3 March 2016	22,704.00		3,440 Units
CBA Equities Limited ACN 003 485 952	Thursday, 3 March 2016	3,726.80		560 Units
CBA Equities Limited ACN 003 485 952	Thursday, 3 March 2016	3,107.89		467 Units
CBA Equities Limited ACN 003 485 952	Thursday, 3 March 2016	39,612.40		5,930 Units
CBA Equities Limited ACN 003 485 952	Thursday, 3 March 2016	20,143.40		3,020 Units
CBA Equities Limited ACN 003 485 952	Thursday, 3 March 2016	20,143.40		3,020 Units
CBA Equities Limited ACN 003 485 952	Thursday, 3 March 2016	9,929.26		1,492 Units
CBA Equities Limited ACN 003 485 952	Thursday, 3 March 2016	23,239.26		3,492 Units
CBA Equities Limited ACN 003 485 952	Thursday, 3 March 2016	7,027.68		1,056 Units
CBA Equities Limited ACN 003 485 952	Friday, 4 March 2016	19,962.20		3,020 Units
CBA Equities Limited	Friday, 4 March 2016	18,915.00		2,910 Units

ACN 003 485 952				
CBA Equities Limited ACN 003 485 952	Friday, 4 March 2016	715.00		110 Units
CBA Equities Limited ACN 003 485 952	Friday, 4 March 2016	12,017.32		1,799 Units
CBA Equities Limited ACN 003 485 952	Friday, 4 March 2016	7,862.36		1,177 Units
CBA Equities Limited ACN 003 485 952	Friday, 4 March 2016	74,755.52		11,608 Units
CBA Equities Limited ACN 003 485 952	Monday, 7 March 2016	5,476.05		849 Units
CBA Equities Limited ACN 003 485 952	Monday, 7 March 2016	1,793.10		278 Units
CBA Equities Limited ACN 003 485 952	Monday, 7 March 2016	12,209.85		1,893 Units
CBA Equities Limited ACN 003 485 952	Tuesday, 8 March 2016	179,233.32		27,532 Units
CBA Equities Limited ACN 003 485 952	Tuesday, 8 March 2016	106,894.20		16,420 Units
CBA Equities Limited ACN 003 485 952	Tuesday, 8 March 2016	286.00		44 Units
CBA Equities Limited ACN 003 485 952	Tuesday, 8 March 2016	38,974.00		5,996 Units
CBA Equities Limited ACN 003 485 952	Tuesday, 8 March 2016	4,744.19		731 Units
CBA Equities Limited ACN 003 485 952	Wednesday, 9 March 2016	2,544.85		385 Units
CBA Equities Limited ACN 003 485 952	Wednesday, 9 March 2016	2,544.85		385 Units
CBA Equities Limited ACN 003 485 952	Wednesday, 9 March 2016	2,558.07		387 Units
CBA Equities Limited ACN 003 485 952	Wednesday, 9 March 2016	42,257.73		6,393 Units
CBA Equities Limited ACN 003 485 952	Friday, 11 March 2016	25,294.08		3,764 Units
CBA Equities Limited ACN 003 485 952	Friday, 11 March 2016	152,174.40		22,645 Units

CBA Equities Limited ACN 003 485 952	Tuesday, 15 March 2016	48,690.27		7,411 Units
CBA Equities Limited ACN 003 485 952	Thursday, 17 March 2016	847,017.60		128,336 Units
CBA Equities Limited ACN 003 485 952	Thursday, 17 March 2016	1,144,572.00		173,420 Units
CBA Equities Limited ACN 003 485 952	Thursday, 17 March 2016	400,606.80		60,698 Units
CBA Equities Limited ACN 003 485 952	Friday, 18 March 2016	3,497.40		522 Units
CBA Equities Limited ACN 003 485 952	Monday, 21 March 2016	60.21		9 Units
CBA Equities Limited ACN 003 485 952	Monday, 21 March 2016	287.67		43 Units
CBA Equities Limited ACN 003 485 952	Wednesday, 23 March 2016	5,925.15		891 Units
CBA Equities Limited ACN 003 485 952	Wednesday, 23 March 2016	2,201.15		331 Units
CBA Equities Limited ACN 003 485 952	Wednesday, 23 March 2016	6,343.17		951 Units
CBA Equities Limited ACN 003 485 952	Wednesday, 23 March 2016	6,289.81		943 Units
CBA Equities Limited ACN 003 485 952	Wednesday, 23 March 2016	10,672.00		1,600 Units
CBA Equities Limited ACN 003 485 952	Wednesday, 23 March 2016	3,114.89		467 Units
CBA Equities Limited ACN 003 485 952	Wednesday, 23 March 2016	5,566.05		837 Units
CBA Equities Limited ACN 003 485 952	Wednesday, 23 March 2016	880.44		132 Units
CBA Equities Limited ACN 003 485 952	Wednesday, 23 March 2016	13,473.40		2,020 Units
CBA Equities Limited ACN 003 485 952	Wednesday, 23 March 2016	167,883.90		25,170 Units
CBA Equities Limited ACN 003 485 952	Wednesday, 23 March 2016	49,998.32		7,496 Units
CBA Equities Limited	Wednesday, 23 March	34,457.22		5,166 Units

ACN 003 485 952	2016			
CBA Equities Limited ACN 003 485 952	Thursday, 24 March 2016	69,216.00		10,300 Units
CBA Equities Limited ACN 003 485 952	Thursday, 24 March 2016	1,929.60		288 Units
CBA Equities Limited ACN 003 485 952	Thursday, 24 March 2016	783.90		117 Units
CBA Equities Limited ACN 003 485 952	Thursday, 24 March 2016	1,976.50		295 Units
CBA Equities Limited ACN 003 485 952	Thursday, 24 March 2016	5,191.70		772 Units
CBA Equities Limited ACN 003 485 952	Thursday, 24 March 2016	632.15		94 Units
CBA Equities Limited ACN 003 485 952	Thursday, 24 March 2016	1,049.10		156 Units
CBA Equities Limited ACN 003 485 952	Thursday, 24 March 2016	2,165.45		322 Units
CBA Equities Limited ACN 003 485 952	Thursday, 24 March 2016	396.77		59 Units
CBA Equities Limited ACN 003 485 952	Thursday, 24 March 2016	7,834.63		1,165 Units
CBA Equities Limited ACN 003 485 952	Thursday, 24 March 2016	3,954.30		588 Units
CBA Equities Limited ACN 003 485 952	Thursday, 24 March 2016	60,340.20		9,006 Units
CBA Equities Limited ACN 003 485 952	Thursday, 24 March 2016	897.80		134 Units
CBA Equities Limited ACN 003 485 952	Thursday, 24 March 2016	676.70		101 Units
CBA Equities Limited ACN 003 485 952	Thursday, 24 March 2016	193,476.14		28,834 Units
CBA Equities Limited ACN 003 485 952	Tuesday, 29 March 2016	1,614.70		241 Units
CBA Equities Limited ACN 003 485 952	Tuesday, 29 March 2016	3,792.20		566 Units
CBA Equities Limited ACN 003 485 952	Tuesday, 29 March 2016	422.73		63 Units

CBA Equities Limited ACN 003 485 952	Tuesday, 29 March 2016	3,677.08		548 Units
CBA Equities Limited ACN 003 485 952	Tuesday, 29 March 2016	2,663.87		397 Units
CBA Equities Limited ACN 003 485 952	Tuesday, 29 March 2016	798.49		119 Units
CBA Equities Limited ACN 003 485 952	Tuesday, 29 March 2016	3,261.06		486 Units
CBA Equities Limited ACN 003 485 952	Tuesday, 29 March 2016	825.33		123 Units
CBA Equities Limited ACN 003 485 952	Wednesday, 30 March 2016	18,834.48		2,828 Units
CBA Equities Limited ACN 003 485 952	Wednesday, 30 March 2016	549.40		82 Units
CBA Equities Limited ACN 003 485 952	Wednesday, 30 March 2016	1,098.80		164 Units
CBA Equities Limited ACN 003 485 952	Wednesday, 30 March 2016	3,658.20		546 Units
CBA Equities Limited ACN 003 485 952	Wednesday, 30 March 2016	12,060.00		1,800 Units
CBA Equities Limited ACN 003 485 952	Wednesday, 30 March 2016	2,787.20		416 Units
CBA Equities Limited ACN 003 485 952	Wednesday, 30 March 2016	1,315.96		197 Units
CBA Equities Limited ACN 003 485 952	Wednesday, 30 March 2016	20,025.50		3,025 Units
CBA Equities Limited ACN 003 485 952	Thursday, 31 March 2016	320.88		48 Units
CBA Equities Limited ACN 003 485 952	Thursday, 31 March 2016	14,589.12		2,184 Units
CBA Equities Limited ACN 003 485 952	Thursday, 31 March 2016	6,613.20		990 Units
CBA Equities Limited ACN 003 485 952	Thursday, 31 March 2016	12,875.31		1,926 Units
CBA Equities Limited ACN 003 485 952	Thursday, 31 March 2016	8,031.32		1,205 Units
CBA Equities Limited	Thursday, 31 March	13,460.00		2,000 Units

ACN 003 485 952	2016			
CBA Equities Limited ACN 003 485 952	Thursday, 31 March 2016	6,723.27		999 Units
CBA Equities Limited ACN 003 485 952	Thursday, 31 March 2016	30,573.30		4,570 Units
CBA Equities Limited ACN 003 485 952	Thursday, 31 March 2016	8,697.96		1,306 Units
CBA Equities Limited ACN 003 485 952	Thursday, 31 March 2016	6,844.95		1,027 Units
CBA Equities Limited ACN 003 485 952	Thursday, 31 March 2016	3,012.58		452 Units
CBA Equities Limited ACN 003 485 952	Thursday, 31 March 2016	4,798.80		720 Units
CBA Equities Limited ACN 003 485 952	Thursday, 31 March 2016	14,132.09		2,114 Units
CBA Equities Limited ACN 003 485 952	Thursday, 31 March 2016	56,313.50		8,405 Units
CBA Equities Limited ACN 003 485 952	Thursday, 31 March 2016	218,976.10		32,830 Units
CBA Equities Limited ACN 003 485 952	Thursday, 31 March 2016	121,640.79		18,237 Units
CBA Equities Limited ACN 003 485 952	Thursday, 31 March 2016	41,720.85		6,255 Units
CBA Equities Limited ACN 003 485 952	Thursday, 31 March 2016	50,451.88		7,564 Units
CBA Equities Limited ACN 003 485 952	Thursday, 31 March 2016	99,409.68		14,904 Units
CBA Equities Limited ACN 003 485 952	Thursday, 31 March 2016	4,972.09		746 Units
CBA Equities Limited ACN 003 485 952	Thursday, 31 March 2016	36,351.50		5,450 Units
CBA Equities Limited ACN 003 485 952	Thursday, 31 March 2016	36,840.20		5,515 Units
CBA Equities Limited ACN 003 485 952	Thursday, 31 March 2016	27,188.60		4,058 Units
CBA Equities Limited ACN 003 485 952	Thursday, 31 March 2016	10,720.00		1,600 Units

CBA Equities Limited ACN 003 485 952	Thursday, 31 March 2016	14,451.90		2,157 Units
CBA Equities Limited ACN 003 485 952	Thursday, 31 March 2016	57,720.50		8,615 Units
CBA Equities Limited ACN 003 485 952	Friday, 1 April 2016	32,666.63		4,957 Units
CBA Equities Limited ACN 003 485 952	Monday, 4 April 2016	36,607.45		5,555 Units
CBA Equities Limited ACN 003 485 952	Monday, 4 April 2016	19,932.00		3,020 Units
CBA Equities Limited ACN 003 485 952	Monday, 4 April 2016	12,153.26		1,847 Units
CBA Equities Limited ACN 003 485 952	Monday, 4 April 2016	7,718.34		1,173 Units
CBA Equities Limited ACN 003 485 952	Monday, 4 April 2016	30,365.40		4,580 Units
CBA Equities Limited ACN 003 485 952	Monday, 4 April 2016	30,431.70		4,590 Units
CBA Equities Limited ACN 003 485 952	Monday, 4 April 2016	251.94		38 Units
CBA Equities Limited ACN 003 485 952	Monday, 4 April 2016	906.66		138 Units
CBA Equities Limited ACN 003 485 952	Monday, 4 April 2016	19,033.29		2,897 Units
CBA Equities Limited ACN 003 485 952	Monday, 4 April 2016	20,052.80		3,020 Units
CBA Equities Limited ACN 003 485 952	Monday, 4 April 2016	1,596.51		243 Units
CBA Equities Limited ACN 003 485 952	Monday, 4 April 2016	10,608.00		1,600 Units
CBA Equities Limited ACN 003 485 952	Monday, 4 April 2016	20,765.16		3,132 Units
CBA Equities Limited ACN 003 485 952	Monday, 4 April 2016	30,199.65		4,555 Units
CBA Equities Limited ACN 003 485 952	Monday, 4 April 2016	40,048.13		6,045 Units
CBA Equities Limited	Monday, 4 April 2016	33,100.00		5,000 Units

ACN 003 485 952				
CBA Equities Limited ACN 003 485 952	Monday, 4 April 2016	19,962.20		3,020 Units
CBA Equities Limited ACN 003 485 952	Monday, 4 April 2016	19,932.00		3,020 Units
CBA Equities Limited ACN 003 485 952	Wednesday, 6 April 2016	554.40		84 Units
CBA Equities Limited ACN 003 485 952	Wednesday, 6 April 2016	40,748.40		6,174 Units
CBA Equities Limited ACN 003 485 952	Wednesday, 6 April 2016	36,069.00		5,465 Units
CBA Equities Limited ACN 003 485 952	Wednesday, 6 April 2016	7,800.51		1,181 Units
CBA Equities Limited ACN 003 485 952	Wednesday, 6 April 2016	124.83		19 Units
CBA Equities Limited ACN 003 485 952	Wednesday, 6 April 2016	1,951.29		297 Units
CBA Equities Limited ACN 003 485 952	Thursday, 7 April 2016	20,113.20		3,020 Units
CBA Equities Limited ACN 003 485 952	Thursday, 7 April 2016	40,289.93		6,045 Units
CBA Equities Limited ACN 003 485 952	Thursday, 7 April 2016	40,259.70		6,045 Units
CBA Equities Limited ACN 003 485 952	Thursday, 7 April 2016	1,195.20		180 Units
CBA Equities Limited ACN 003 485 952	Thursday, 7 April 2016	5,179.20		780 Units
CBA Equities Limited ACN 003 485 952	Wednesday, 16 March 2016	N/A		465,000 Units (borrowed from Merrill Lynch Equities Australia Limited, see Annexure C)
CBA Equities Limited ACN 003 485 952	Thursday, 31 March 2016	N/A		387,000 Units (borrowed from Merrill Lynch Equities Australia Limited, see Annexure C)
CBA Equities Limited ACN 003 485 952	Monday, 4 April 2016	N/A		141,000 Units (borrowed from Merrill Lynch Equities Australia Limited, see Annexure C)

				C)
CBA Equities Limited ACN 003 485 952	Thursday, 10 December 2015	N/A		51,217 Units (borrowed from Merrill Lynch International, see Annexure C)
CBA Equities Limited ACN 003 485 952	Monday, 14 December 2015	N/A		39,271 Units (borrowed from Merrill Lynch International, see Annexure C)
CBA Equities Limited ACN 003 485 952	Wednesday, 16 December 2015	N/A		641 Units (borrowed from Merrill Lynch International, see Annexure C)
CBA Equities Limited ACN 003 485 952	Wednesday, 23 December 2015	N/A		108,076 Units (borrowed from Merrill Lynch International, see Annexure C)
CBA Equities Limited ACN 003 485 952	Thursday, 24 December 2015	N/A		136,865 Units (borrowed from Merrill Lynch International, see Annexure C)
CBA Equities Limited ACN 003 485 952	Friday, 25 December 2015	N/A		28,837 Units (borrowed from Merrill Lynch International, see Annexure C)
CBA Equities Limited ACN 003 485 952	Tuesday, 29 December 2015	N/A		28,837 Units (borrowed from Merrill Lynch International, see Annexure C)
CBA Equities Limited ACN 003 485 952	Thursday, 31 December 2015	N/A		421,938 Units (borrowed from Merrill Lynch International, see Annexure C)
CBA Equities Limited ACN 003 485 952	Tuesday, 5 January 2016	N/A		158,680 Units (borrowed from Merrill Lynch International, see Annexure C)
CBA Equities Limited ACN 003 485 952	Wednesday, 6 January 2016	N/A		6,246 Units (borrowed from Merrill Lynch International, see Annexure C)
CBA Equities Limited ACN 003 485 952	Friday, 8 January 2016	N/A		23,393 Units (borrowed from Merrill Lynch International, see Annexure C)
CBA Equities Limited	Friday, 5 February 2016	N/A		3,424 Units (borrowed from Merrill)

ACN 003 485 952				Lynch International, see Annexure C)
CBA Equities Limited ACN 003 485 952	Wednesday, 10 February 2016	N/A		1,248,210 Units (borrowed from Merrill Lynch International, see Annexure C)
CBA Equities Limited ACN 003 485 952	Thursday, 11 February 2016	N/A		1,338,254 Units (borrowed from Merrill Lynch International, see Annexure C)
CBA Equities Limited ACN 003 485 952	Friday, 12 February 2016	N/A		1,381,526 Units (borrowed from Merrill Lynch International, see Annexure C)
CBA Equities Limited ACN 003 485 952	Monday, 15 February 2016	N/A		7 Units (borrowed from Merrill Lynch International, see Annexure C)
CBA Equities Limited ACN 003 485 952	Thursday, 18 February 2016	N/A		53 Units (borrowed from Merrill Lynch International, see Annexure C)
CBA Equities Limited ACN 003 485 952	Friday, 19 February 2016	N/A		434,904 Units (borrowed from Merrill Lynch International, see Annexure C)
CBA Equities Limited ACN 003 485 952	Monday, 22 February 2016	N/A		633 Units (borrowed from Merrill Lynch International, see Annexure C)
CBA Equities Limited ACN 003 485 952	Tuesday, 23 February 2016	N/A		633 Units (borrowed from Merrill Lynch International, see Annexure C)
CBA Equities Limited ACN 003 485 952	Wednesday, 24 February 2016	N/A		633 Units (borrowed from Merrill Lynch International, see Annexure C)
CBA Equities Limited ACN 003 485 952	Thursday, 25 February 2016	N/A		339,532 Units (borrowed from Merrill Lynch International, see Annexure C)
CBA Equities Limited ACN 003 485 952	Friday, 26 February 2016	N/A		339,532 Units (borrowed from Merrill Lynch International, see Annexure C)

CBA Equities Limited ACN 003 485 952	Monday, 29 February 2016	N/A		1,171 Units (borrowed from Merrill Lynch International, see Annexure C)
CBA Equities Limited ACN 003 485 952	Tuesday, 1 March 2016	N/A		1,171 Units (borrowed from Merrill Lynch International, see Annexure C)
CBA Equities Limited ACN 003 485 952	Thursday, 3 March 2016	N/A		15,109 Units (borrowed from Merrill Lynch International, see Annexure C)
CBA Equities Limited ACN 003 485 952	Friday, 4 March 2016	N/A		15,109 Units (borrowed from Merrill Lynch International, see Annexure C)
CBA Equities Limited ACN 003 485 952	Monday, 7 March 2016	N/A		15,109 Units (borrowed from Merrill Lynch International, see Annexure C)
CBA Equities Limited ACN 003 485 952	Tuesday, 8 March 2016	N/A		15,109 Units (borrowed from Merrill Lynch International, see Annexure C)
CBA Equities Limited ACN 003 485 952	Wednesday, 9 March 2016	N/A		15,109 Units (borrowed from Merrill Lynch International, see Annexure C)
CBA Equities Limited ACN 003 485 952	Thursday, 10 March 2016	N/A		490 Units (borrowed from Merrill Lynch International, see Annexure C)
CBA Equities Limited ACN 003 485 952	Tuesday, 22 March 2016	N/A		1 Units (borrowed from Merrill Lynch International, see Annexure C)
CBA Equities Limited ACN 003 485 952	Tuesday, 22 March 2016	N/A		702,318 Units (borrowed from Merrill Lynch International, see Annexure C)
CBA Equities Limited ACN 003 485 952	Wednesday, 23 March 2016	N/A		702,319 Units (borrowed from Merrill Lynch International, see Annexure C)
CBA Equities Limited ACN 003 485 952	Monday, 28 March 2016	N/A		748,850 Units (borrowed from Merrill Lynch International, see

				Annexure C)
CBA Equities Limited ACN 003 485 952	Thursday, 31 March 2016	N/A		665,683 Units (borrowed from Merrill Lynch International, see Annexure C)
CBA Equities Limited ACN 003 485 952	Friday, 1 April 2016	N/A		894,826 Units (borrowed from Merrill Lynch International, see Annexure C)
CBA Equities Limited ACN 003 485 952	Wednesday, 6 April 2016	N/A		1,333,656 Units (borrowed from Merrill Lynch International, see Annexure C)
CBA Equities Limited ACN 003 485 952	Monday, 22 February 2016	394,485.84		64,776 Units
CBA Equities Limited ACN 003 485 952	Monday, 22 February 2016	421,348.45		64,776 Units

Colonial First State Asset Management (Australia) Limited ACN 114 194 311

Holder of relevant interest	Date of acquisition	Consideration Cash	Consideration Non-Cash	Class and number of securities
Colonial First State Asset Management (Australia) Limited ACN 114 194 311	Thursday, 7 January 2016	611,817.51		98,878 Units
Colonial First State Asset Management (Australia) Limited ACN 114 194 311	Friday, 8 January 2016	736,546.94		119,791 Units
Colonial First State Asset Management (Australia) Limited ACN 114 194 311	Monday, 11 January 2016	658,370.28		108,488 Units
Colonial First State Asset Management (Australia) Limited ACN 114 194 311	Tuesday, 12 January 2016	674,585.65		110,490 Units
Colonial First State Asset Management (Australia) Limited ACN 114 194 311	Tuesday, 19 January 2016	155,544.33		25,772 Units
Colonial First State Asset Management (Australia) Limited ACN 114 194 311	Wednesday, 27 January 2016	358,448.78		58,968 Units

114 194 311				
Colonial First State Asset Management (Australia) Limited ACN 114 194 311	Thursday, 28 January 2016	333,459.68		54,895 Units
Colonial First State Asset Management (Australia) Limited ACN 114 194 311	Monday, 1 February 2016	343,202.79		55,574 Units
Colonial First State Asset Management (Australia) Limited ACN 114 194 311	Wednesday, 3 February 2016	345,865.31		56,956 Units
Colonial First State Asset Management (Australia) Limited ACN 114 194 311	Tuesday, 19 January 2016	28,813.00		4,774 Units
Colonial First State Asset Management (Australia) Limited ACN 114 194 311	Wednesday, 20 January 2016	28,792.04		4,736 Units
Colonial First State Asset Management (Australia) Limited ACN 114 194 311	Wednesday, 27 January 2016	14,118.96		2,323 Units
Colonial First State Asset Management (Australia) Limited ACN 114 194 311	Monday, 1 February 2016	20,527.37		3,316 Units
Colonial First State Asset Management (Australia) Limited ACN 114 194 311	Wednesday, 3 February 2016	15,246.79		2,511 Units
Colonial First State Asset Management (Australia) Limited ACN 114 194 311	Thursday, 4 February 2016	5,799.99		962 Units
Colonial First State Asset Management (Australia) Limited ACN 114 194 311	Monday, 22 February 2016	366.52		60 Units
Colonial First State Asset Management (Australia) Limited ACN 114 194 311	Thursday, 7 January 2016	1,296,469.27		209,527 Units
Colonial First State Asset Management	Friday, 8 January 2016	1,373,363.59		223,362 Units

(Australia) Limited ACN 114 194 311				
Colonial First State Asset Management (Australia) Limited ACN 114 194 311	Tuesday, 12 January 2016	1,358,065.29		221,295 Units
Colonial First State Asset Management (Australia) Limited ACN 114 194 311	Tuesday, 19 January 2016	1,323,514.94		219,292 Units
Colonial First State Asset Management (Australia) Limited ACN 114 194 311	Friday, 22 January 2016	308,467.97		51,255 Units
Colonial First State Asset Management (Australia) Limited ACN 114 194 311	Friday, 22 January 2016	351,444.65		58,396 Units
Colonial First State Asset Management (Australia) Limited ACN 114 194 311	Wednesday, 27 January 2016	678,443.71		111,610 Units
Colonial First State Asset Management (Australia) Limited ACN 114 194 311	Monday, 1 February 2016	685,967.12		111,077 Units
Colonial First State Asset Management (Australia) Limited ACN 114 194 311	Tuesday, 2 February 2016	674,357.86		108,678 Units
Colonial First State Asset Management (Australia) Limited ACN 114 194 311	Tuesday, 16 February 2016	649,731.13		102,365 Units
Colonial First State Asset Management (Australia) Limited ACN 114 194 311	Monday, 22 February 2016	332,859.96		50,754 Units
Colonial First State Asset Management (Australia) Limited ACN 114 194 311	Tuesday, 23 February 2016	328,286.62		49,760 Units
Colonial First State Asset Management (Australia) Limited ACN 114 194 311	Wednesday, 24 February 2016	306,361.81		46,302 Units

Colonial First State Asset Management (Australia) Limited ACN 114 194 311	Thursday, 7 January 2016	97,207.20		15,710 Units
Colonial First State Asset Management (Australia) Limited ACN 114 194 311	Friday, 8 January 2016	102,982.90		16,749 Units
Colonial First State Asset Management (Australia) Limited ACN 114 194 311	Tuesday, 12 January 2016	101,866.40		16,599 Units
Colonial First State Asset Management (Australia) Limited ACN 114 194 311	Tuesday, 19 January 2016	99,535.82		16,492 Units
Colonial First State Asset Management (Australia) Limited ACN 114 194 311	Friday, 22 January 2016	26,444.41		4,394 Units
Colonial First State Asset Management (Australia) Limited ACN 114 194 311	Friday, 22 January 2016	23,206.56		3,856 Units
Colonial First State Asset Management (Australia) Limited ACN 114 194 311	Wednesday, 27 January 2016	51,304.23		8,440 Units
Colonial First State Asset Management (Australia) Limited ACN 114 194 311	Monday, 1 February 2016	51,949.15		8,412 Units
Colonial First State Asset Management (Australia) Limited ACN 114 194 311	Tuesday, 2 February 2016	51,074.18		8,231 Units
Colonial First State Asset Management (Australia) Limited ACN 114 194 311	Tuesday, 16 February 2016	49,882.64		7,859 Units
Colonial First State Asset Management (Australia) Limited ACN 114 194 311	Monday, 22 February 2016	25,564.25		3,898 Units
Colonial First State Asset Management (Australia) Limited ACN	Tuesday, 23 February 2016	25,736.46		3,901 Units

114 194 311				
Colonial First State Asset Management (Australia) Limited ACN 114 194 311	Monday, 14 March 2016	23,539.29		3,521 Units
Colonial First State Asset Management (Australia) Limited ACN 114 194 311	Monday, 14 March 2016	6,628.80		991 Units
Colonial First State Asset Management (Australia) Limited ACN 114 194 311	Tuesday, 19 January 2016	14,382.36		2,383 Units
Colonial First State Asset Management (Australia) Limited ACN 114 194 311	Wednesday, 20 January 2016	14,371.70		2,364 Units
Colonial First State Asset Management (Australia) Limited ACN 114 194 311	Wednesday, 27 January 2016	7,050.36		1,160 Units
Colonial First State Asset Management (Australia) Limited ACN 114 194 311	Monday, 1 February 2016	10,245.11		1,655 Units
Colonial First State Asset Management (Australia) Limited ACN 114 194 311	Wednesday, 3 February 2016	7,602.14		1,252 Units
Colonial First State Asset Management (Australia) Limited ACN 114 194 311	Thursday, 4 February 2016	2,893.97		480 Units
Colonial First State Asset Management (Australia) Limited ACN 114 194 311	Monday, 8 February 2016	4,877.35		807 Units
Colonial First State Asset Management (Australia) Limited ACN 114 194 311	Tuesday, 16 February 2016	4,858.17		763 Units
Colonial First State Asset Management (Australia) Limited ACN 114 194 311	Wednesday, 24 February 2016	4,883.62		742 Units
Colonial First State Asset Management	Thursday, 10 March	8,680.99		1,305 Units

(Australia) Limited ACN 114 194 311	2016			
Colonial First State Asset Management (Australia) Limited ACN 114 194 311	Thursday, 7 April 2016	13,339.70		2,006 Units
Colonial First State Asset Management (Australia) Limited ACN 114 194 311	Tuesday, 19 January 2016	1,475,136.26		244,414 Units
Colonial First State Asset Management (Australia) Limited ACN 114 194 311	Wednesday, 20 January 2016	1,474,765.17		242,584 Units
Colonial First State Asset Management (Australia) Limited ACN 114 194 311	Wednesday, 27 January 2016	775,272.61		127,556 Units
Colonial First State Asset Management (Australia) Limited ACN 114 194 311	Monday, 1 February 2016	932,806.61		150,686 Units
Colonial First State Asset Management (Australia) Limited ACN 114 194 311	Wednesday, 3 February 2016	809,828.71		133,371 Units
Colonial First State Asset Management (Australia) Limited ACN 114 194 311	Thursday, 4 February 2016	291,910.93		48,417 Units
Colonial First State Asset Management (Australia) Limited ACN 114 194 311	Monday, 8 February 2016	438,169.46		72,499 Units
Colonial First State Asset Management (Australia) Limited ACN 114 194 311	Tuesday, 16 February 2016	489,134.67		76,821 Units
Colonial First State Asset Management (Australia) Limited ACN 114 194 311	Wednesday, 24 February 2016	501,558.45		76,205 Units
Colonial First State Asset Management (Australia) Limited ACN 114 194 311	Thursday, 10 March 2016	493,246.56		74,149 Units

Colonial First State Asset Management (Australia) Limited ACN 114 194 311	Thursday, 7 April 2016	1,376,150.26		206,943 Units
Colonial First State Asset Management (Australia) Limited ACN 114 194 311	Monday, 11 January 2016	384,626.83		63,430 Units
Colonial First State Asset Management (Australia) Limited ACN 114 194 311	Tuesday, 19 January 2016	252,285.76		41,801 Units
Colonial First State Asset Management (Australia) Limited ACN 114 194 311	Thursday, 28 January 2016	268,341.04		44,175 Units
Colonial First State Asset Management (Australia) Limited ACN 114 194 311	Friday, 29 January 2016	139,050.92		22,923 Units
Colonial First State Asset Management (Australia) Limited ACN 114 194 311	Monday, 1 February 2016	223,167.66		36,137 Units
Colonial First State Asset Management (Australia) Limited ACN 114 194 311	Tuesday, 2 February 2016	123,369.80		19,882 Units
Colonial First State Asset Management (Australia) Limited ACN 114 194 311	Tuesday, 2 February 2016	30,634.49		4,925 Units
Colonial First State Asset Management (Australia) Limited ACN 114 194 311	Wednesday, 3 February 2016	157,411.34		25,922 Units
Colonial First State Asset Management (Australia) Limited ACN 114 194 311	Tuesday, 9 February 2016	188,720.78		31,465 Units
Colonial First State Asset Management (Australia) Limited ACN 114 194 311	Tuesday, 8 March 2016	14,930.32		2,292 Units
Colonial First State Asset Management (Australia) Limited ACN	Tuesday, 8 March 2016	109,811.86		16,863 Units

114 194 311				
Colonial First State Asset Management (Australia) Limited ACN 114 194 311	Tuesday, 15 March 2016	75,787.91		11,408 Units
Colonial First State Asset Management (Australia) Limited ACN 114 194 311	Tuesday, 15 December 2015	9,991.32		1,668 Units
Colonial First State Asset Management (Australia) Limited ACN 114 194 311	Thursday, 17 December 2015	6,621.12		1,056 Units
Colonial First State Asset Management (Australia) Limited ACN 114 194 311	Monday, 1 February 2016	7,039.02		1,139 Units
Colonial First State Asset Management (Australia) Limited ACN 114 194 311	Monday, 22 February 2016	11,242.76		1,846 Units
Colonial First State Asset Management (Australia) Limited ACN 114 194 311	Friday, 26 February 2016	2,037.36		312 Units
Colonial First State Asset Management (Australia) Limited ACN 114 194 311	Tuesday, 1 March 2016	3,624.50		550 Units
Colonial First State Asset Management (Australia) Limited ACN 114 194 311	Wednesday, 9 March 2016	978.28		148 Units
Colonial First State Asset Management (Australia) Limited ACN 114 194 311	Wednesday, 9 March 2016	99.15		15 Units
Colonial First State Asset Management (Australia) Limited ACN 114 194 311	Friday, 1 April 2016	22,781.63		3,457 Units
Colonial First State Asset Management (Australia) Limited ACN 114 194 311	Thursday, 7 January 2016	1,235,905.04		199,739 Units
Colonial First State Asset Management	Friday, 8 January 2016	1,307,837.96		212,705 Units

(Australia) Limited ACN 114 194 311				
Colonial First State Asset Management (Australia) Limited ACN 114 194 311	Tuesday, 12 January 2016	1,294,935.00		211,008 Units
Colonial First State Asset Management (Australia) Limited ACN 114 194 311	Tuesday, 19 January 2016	1,263,818.80		209,401 Units
Colonial First State Asset Management (Australia) Limited ACN 114 194 311	Friday, 22 January 2016	295,065.21		49,028 Units
Colonial First State Asset Management (Australia) Limited ACN 114 194 311	Friday, 22 January 2016	336,176.22		55,859 Units
Colonial First State Asset Management (Australia) Limited ACN 114 194 311	Wednesday, 27 January 2016	652,572.76		107,354 Units
Colonial First State Asset Management (Australia) Limited ACN 114 194 311	Monday, 1 February 2016	660,764.50		106,996 Units
Colonial First State Asset Management (Australia) Limited ACN 114 194 311	Tuesday, 2 February 2016	648,830.08		104,564 Units
Colonial First State Asset Management (Australia) Limited ACN 114 194 311	Monday, 15 February 2016	1,484,757.00		233,820 Units
Colonial First State Asset Management (Australia) Limited ACN 114 194 311	Tuesday, 16 February 2016	756,681.45		119,215 Units
Colonial First State Asset Management (Australia) Limited ACN 114 194 311	Monday, 22 February 2016	387,044.63		59,016 Units
Colonial First State Asset Management (Australia) Limited ACN 114 194 311	Tuesday, 23 February 2016	390,440.73		59,181 Units

Colonial First State Asset Management (Australia) Limited ACN 114 194 311	Wednesday, 24 February 2016	386,938.77		58,480 Units
Colonial First State Asset Management (Australia) Limited ACN 114 194 311	Friday, 18 December 2015	53,429.99		8,497 Units
Colonial First State Asset Management (Australia) Limited ACN 114 194 311	Monday, 22 February 2016	101,378.12		16,646 Units
Colonial First State Asset Management (Australia) Limited ACN 114 194 311	Thursday, 7 April 2016	26,772.48		4,032 Units
Colonial First State Asset Management (Australia) Limited ACN 114 194 311	Tuesday, 15 December 2015	27,913.40		4,660 Units
Colonial First State Asset Management (Australia) Limited ACN 114 194 311	Monday, 22 February 2016	41,258.85		6,774 Units
Colonial First State Asset Management (Australia) Limited ACN 114 194 311	Friday, 26 February 2016	6,915.27		1,059 Units
Colonial First State Asset Management (Australia) Limited ACN 114 194 311	Tuesday, 8 March 2016	2,395.68		368 Units
Colonial First State Asset Management (Australia) Limited ACN 114 194 311	Wednesday, 9 March 2016	257.79		39 Units
Colonial First State Asset Management (Australia) Limited ACN 114 194 311	Wednesday, 9 March 2016	2,406.04		364 Units
Colonial First State Asset Management (Australia) Limited ACN 114 194 311	Thursday, 7 April 2016	17,735.44		2,671 Units
Colonial First State Asset Management (Australia) Limited ACN	Wednesday, 9 December 2015	24,483.15		3,981 Units

114 194 311				
Colonial First State Asset Management (Australia) Limited ACN 114 194 311	Friday, 18 December 2015	20,882.78		3,321 Units
Colonial First State Asset Management (Australia) Limited ACN 114 194 311	Thursday, 31 December 2015	22,245.24		3,438 Units
Colonial First State Asset Management (Australia) Limited ACN 114 194 311	Wednesday, 6 January 2016	50,499.68		8,198 Units
Colonial First State Asset Management (Australia) Limited ACN 114 194 311	Monday, 22 February 2016	46,775.33		7,680 Units
Colonial First State Asset Management (Australia) Limited ACN 114 194 311	Tuesday, 23 February 2016	18,018.00		2,730 Units
Colonial First State Asset Management (Australia) Limited ACN 114 194 311	Monday, 29 February 2016	67,554.41		10,409 Units
Colonial First State Asset Management (Australia) Limited ACN 114 194 311	Thursday, 31 March 2016	182,204.39		27,317 Units
Colonial First State Asset Management (Australia) Limited ACN 114 194 311	Thursday, 7 January 2016	2,496,807.98		403,518 Units
Colonial First State Asset Management (Australia) Limited ACN 114 194 311	Friday, 8 January 2016	2,450,641.35		398,569 Units
Colonial First State Asset Management (Australia) Limited ACN 114 194 311	Tuesday, 12 January 2016	2,423,191.79		394,856 Units
Colonial First State Asset Management (Australia) Limited ACN 114 194 311	Tuesday, 19 January 2016	2,358,284.27		390,742 Units
Colonial First State Asset Management	Friday, 22 January 2016	548,983.31		91,219 Units

(Australia) Limited ACN 114 194 311				
Colonial First State Asset Management (Australia) Limited ACN 114 194 311	Friday, 22 January 2016	625,469.88		103,928 Units
Colonial First State Asset Management (Australia) Limited ACN 114 194 311	Wednesday, 27 January 2016	1,212,427.11		199,455 Units
Colonial First State Asset Management (Australia) Limited ACN 114 194 311	Monday, 1 February 2016	1,226,634.73		198,626 Units
Colonial First State Asset Management (Australia) Limited ACN 114 194 311	Tuesday, 2 February 2016	1,205,253.80		194,236 Units
Colonial First State Asset Management (Australia) Limited ACN 114 194 311	Tuesday, 16 February 2016	1,172,334.19		184,701 Units
Colonial First State Asset Management (Australia) Limited ACN 114 194 311	Monday, 22 February 2016	598,779.35		91,301 Units
Colonial First State Asset Management (Australia) Limited ACN 114 194 311	Tuesday, 23 February 2016	576,164.14		87,332 Units
Colonial First State Asset Management (Australia) Limited ACN 114 194 311	Wednesday, 24 February 2016	597,015.82		90,230 Units
Colonial First State Asset Management (Australia) Limited ACN 114 194 311	Thursday, 31 March 2016	8,353,625.00		1,250,000 Units
Colonial First State Asset Management (Australia) Limited ACN 114 194 311	Thursday, 31 March 2016	5,681,740.00		850,000 Units
Colonial First State Asset Management (Australia) Limited ACN 114 194 311	Friday, 1 April 2016	4,952,850.00		750,000 Units

Colonial First State Asset Management (Australia) Limited ACN 114 194 311	Monday, 4 April 2016	2,947,024.29		446,343 Units
Colonial First State Asset Management (Australia) Limited ACN 114 194 311	Thursday, 7 January 2016	1,262,245.65		203,996 Units
Colonial First State Asset Management (Australia) Limited ACN 114 194 311	Friday, 8 January 2016	1,239,336.41		201,564 Units
Colonial First State Asset Management (Australia) Limited ACN 114 194 311	Tuesday, 12 January 2016	1,226,146.48		199,799 Units
Colonial First State Asset Management (Australia) Limited ACN 114 194 311	Tuesday, 19 January 2016	1,165,984.96		193,191 Units
Colonial First State Asset Management (Australia) Limited ACN 114 194 311	Friday, 22 January 2016	309,804.03		51,477 Units
Colonial First State Asset Management (Australia) Limited ACN 114 194 311	Friday, 22 January 2016	271,912.81		45,181 Units
Colonial First State Asset Management (Australia) Limited ACN 114 194 311	Wednesday, 27 January 2016	601,080.09		98,883 Units
Colonial First State Asset Management (Australia) Limited ACN 114 194 311	Monday, 1 February 2016	608,537.45		98,539 Units
Colonial First State Asset Management (Australia) Limited ACN 114 194 311	Tuesday, 2 February 2016	598,221.28		96,408 Units
Colonial First State Asset Management (Australia) Limited ACN 114 194 311	Tuesday, 16 February 2016	584,120.12		92,028 Units
Colonial First State Asset Management (Australia) Limited ACN	Monday, 22 February 2016	299,288.02		45,635 Units

114 194 311				
Colonial First State Asset Management (Australia) Limited ACN 114 194 311	Tuesday, 23 February 2016	301,428.61		45,689 Units
Colonial First State Asset Management (Australia) Limited ACN 114 194 311	Wednesday, 24 February 2016	298,858.59		45,168 Units
Colonial First State Asset Management (Australia) Limited ACN 114 194 311	Thursday, 7 January 2016	1,618,397.72		261,555 Units
Colonial First State Asset Management (Australia) Limited ACN 114 194 311	Friday, 8 January 2016	1,587,974.33		258,266 Units
Colonial First State Asset Management (Australia) Limited ACN 114 194 311	Tuesday, 12 January 2016	1,572,310.60		256,206 Units
Colonial First State Asset Management (Australia) Limited ACN 114 194 311	Tuesday, 19 January 2016	1,532,738.11		253,958 Units
Colonial First State Asset Management (Australia) Limited ACN 114 194 311	Friday, 22 January 2016	357,854.14		59,461 Units
Colonial First State Asset Management (Australia) Limited ACN 114 194 311	Friday, 22 January 2016	407,715.75		67,746 Units
Colonial First State Asset Management (Australia) Limited ACN 114 194 311	Wednesday, 27 January 2016	790,613.96		130,063 Units
Colonial First State Asset Management (Australia) Limited ACN 114 194 311	Monday, 1 February 2016	800,419.52		129,610 Units
Colonial First State Asset Management (Australia) Limited ACN 114 194 311	Tuesday, 2 February 2016	785,633.92		126,611 Units
Colonial First State Asset Management	Tuesday, 16 February	769,502.79		121,235 Units

(Australia) Limited ACN 114 194 311	2016			
Colonial First State Asset Management (Australia) Limited ACN 114 194 311	Monday, 22 February 2016	393,570.14		60,011 Units
Colonial First State Asset Management (Australia) Limited ACN 114 194 311	Tuesday, 23 February 2016	396,833.61		60,150 Units
Colonial First State Asset Management (Australia) Limited ACN 114 194 311	Wednesday, 24 February 2016	393,608.30		59,488 Units
Colonial First State Asset Management (Australia) Limited ACN 114 194 311	Thursday, 10 December 2015	27,506.34		4,539 Units
Colonial First State Asset Management (Australia) Limited ACN 114 194 311	Monday, 14 December 2015	15,566.94		2,634 Units
Colonial First State Asset Management (Australia) Limited ACN 114 194 311	Tuesday, 15 December 2015	182,683.02		30,498 Units
Colonial First State Asset Management (Australia) Limited ACN 114 194 311	Thursday, 17 December 2015	21,236.49		3,387 Units
Colonial First State Asset Management (Australia) Limited ACN 114 194 311	Friday, 8 January 2016	16,955.16		2,748 Units
Colonial First State Asset Management (Australia) Limited ACN 114 194 311	Thursday, 14 January 2016	20,340.57		3,351 Units
Colonial First State Asset Management (Australia) Limited ACN 114 194 311	Friday, 15 January 2016	51,354.45		8,631 Units
Colonial First State Asset Management (Australia) Limited ACN 114 194 311	Wednesday, 20 January 2016	20,628.24		3,404 Units

Colonial First State Asset Management (Australia) Limited ACN 114 194 311	Monday, 25 January 2016	53,382.54		8,809 Units
Colonial First State Asset Management (Australia) Limited ACN 114 194 311	Friday, 29 January 2016	19,650.56		3,232 Units
Colonial First State Asset Management (Australia) Limited ACN 114 194 311	Friday, 29 January 2016	9,825.28		1,616 Units
Colonial First State Asset Management (Australia) Limited ACN 114 194 311	Thursday, 11 February 2016	20,451.42		3,267 Units
Colonial First State Asset Management (Australia) Limited ACN 114 194 311	Tuesday, 16 February 2016	19,943.40		3,092 Units
Colonial First State Asset Management (Australia) Limited ACN 114 194 311	Wednesday, 17 February 2016	14,772.42		2,301 Units
Colonial First State Asset Management (Australia) Limited ACN 114 194 311	Friday, 19 February 2016	12,095.58		1,858 Units
Colonial First State Asset Management (Australia) Limited ACN 114 194 311	Monday, 22 February 2016	275,214.77		45,191 Units
Colonial First State Asset Management (Australia) Limited ACN 114 194 311	Tuesday, 23 February 2016	33,640.20		5,097 Units
Colonial First State Asset Management (Australia) Limited ACN 114 194 311	Wednesday, 24 February 2016	49,994.24		7,552 Units
Colonial First State Asset Management (Australia) Limited ACN 114 194 311	Friday, 26 February 2016	19,119.84		2,928 Units
Colonial First State Asset Management (Australia) Limited ACN	Tuesday, 1 March 2016	17,733.69		2,691 Units

114 194 311				
Colonial First State Asset Management (Australia) Limited ACN 114 194 311	Wednesday, 9 March 2016	19,063.24		2,884 Units
Colonial First State Asset Management (Australia) Limited ACN 114 194 311	Wednesday, 9 March 2016	2,022.66		306 Units
Colonial First State Asset Management (Australia) Limited ACN 114 194 311	Thursday, 31 March 2016	39,126.22		5,866 Units
Colonial First State Asset Management (Australia) Limited ACN 114 194 311	Tuesday, 5 April 2016	14,377.25		2,195 Units
Colonial First State Asset Management (Australia) Limited ACN 114 194 311	Wednesday, 6 April 2016	24,314.40		3,684 Units
Colonial First State Asset Management (Australia) Limited ACN 114 194 311	Thursday, 7 April 2016	28,027.44		4,221 Units
Colonial First State Asset Management (Australia) Limited ACN 114 194 311	Thursday, 7 April 2016	158,835.44		23,921 Units
Colonial First State Asset Management (Australia) Limited ACN 114 194 311	Tuesday, 2 February 2016	26,011.52		4,195 Units
Colonial First State Asset Management (Australia) Limited ACN 114 194 311	Tuesday, 2 February 2016	197,176.26		31,854 Units
Colonial First State Asset Management (Australia) Limited ACN 114 194 311	Wednesday, 3 February 2016	5,260.84		871 Units
Colonial First State Asset Management (Australia) Limited ACN 114 194 311	Wednesday, 24 February 2016	9,989.58		1,509 Units
Colonial First State Asset Management	Friday, 26 February	225,389.48		34,516 Units

(Australia) Limited ACN 114 194 311	2016			
Colonial First State Asset Management (Australia) Limited ACN 114 194 311	Monday, 29 February 2016	7,567.34		1,166 Units
Colonial First State Asset Management (Australia) Limited ACN 114 194 311	Tuesday, 15 March 2016	2,857.95		435 Units
Colonial First State Asset Management (Australia) Limited ACN 114 194 311	Wednesday, 16 March 2016	211,560.00		32,250 Units
Colonial First State Asset Management (Australia) Limited ACN 114 194 311	Thursday, 24 March 2016	1,435.94		214 Units
Colonial First State Asset Management (Australia) Limited ACN 114 194 311	Thursday, 24 March 2016	5,193.54		774 Units
Colonial First State Asset Management (Australia) Limited ACN 114 194 311	Tuesday, 5 April 2016	226,223.90		34,538 Units
Colonial First State Asset Management (Australia) Limited ACN 114 194 311	Wednesday, 6 April 2016	3,623.40		549 Units
Colonial First State Asset Management (Australia) Limited ACN 114 194 311	Monday, 11 January 2016	1,004,674.64		165,684 Units
Colonial First State Asset Management (Australia) Limited ACN 114 194 311	Tuesday, 19 January 2016	673,840.34		111,648 Units
Colonial First State Asset Management (Australia) Limited ACN 114 194 311	Thursday, 21 January 2016	49,814.90		8,237 Units
Colonial First State Asset Management (Australia) Limited ACN 114 194 311	Thursday, 28 January 2016	686,497.47		113,013 Units

Colonial First State Asset Management (Australia) Limited ACN 114 194 311	Friday, 29 January 2016	370,578.01		61,091 Units
Colonial First State Asset Management (Australia) Limited ACN 114 194 311	Monday, 1 February 2016	511,463.19		82,820 Units
Colonial First State Asset Management (Australia) Limited ACN 114 194 311	Tuesday, 2 February 2016	410,169.52		66,102 Units
Colonial First State Asset Management (Australia) Limited ACN 114 194 311	Tuesday, 2 February 2016	2,446.08		392 Units
Colonial First State Asset Management (Australia) Limited ACN 114 194 311	Tuesday, 2 February 2016	79,718.08		12,816 Units
Colonial First State Asset Management (Australia) Limited ACN 114 194 311	Wednesday, 3 February 2016	422,075.18		69,506 Units
Colonial First State Asset Management (Australia) Limited ACN 114 194 311	Tuesday, 9 February 2016	503,125.45		83,885 Units
Colonial First State Asset Management (Australia) Limited ACN 114 194 311	Tuesday, 8 March 2016	44,347.99		6,808 Units
Colonial First State Asset Management (Australia) Limited ACN 114 194 311	Tuesday, 8 March 2016	326,231.66		50,097 Units
Colonial First State Asset Management (Australia) Limited ACN 114 194 311	Monday, 14 March 2016	168,124.44		25,148 Units
Colonial First State Asset Management (Australia) Limited ACN 114 194 311	Monday, 14 March 2016	47,317.99		7,074 Units
Colonial First State Asset Management (Australia) Limited ACN	Tuesday, 15 March 2016	266,725.87		40,149 Units

114 194 311				
Colonial First State Asset Management (Australia) Limited ACN 114 194 311	Wednesday, 23 March 2016	6,925.43		1,038 Units
Colonial First State Asset Management (Australia) Limited ACN 114 194 311	Wednesday, 23 March 2016	52,954.87		7,937 Units
Colonial First State Asset Management (Australia) Limited ACN 114 194 311	Thursday, 17 December 2015	30,547.44		4,872 Units
Colonial First State Asset Management (Australia) Limited ACN 114 194 311	Friday, 18 December 2015	236,658.93		37,636 Units
Colonial First State Asset Management (Australia) Limited ACN 114 194 311	Tuesday, 29 December 2015	50,726.86		8,081 Units
Colonial First State Asset Management (Australia) Limited ACN 114 194 311	Monday, 4 January 2016	85,521.04		13,618 Units
Colonial First State Asset Management (Australia) Limited ACN 114 194 311	Friday, 8 January 2016	20,046.33		3,249 Units
Colonial First State Asset Management (Australia) Limited ACN 114 194 311	Friday, 15 January 2016	60,791.15		10,217 Units
Colonial First State Asset Management (Australia) Limited ACN 114 194 311	Tuesday, 2 February 2016	37,709.48		6,092 Units
Colonial First State Asset Management (Australia) Limited ACN 114 194 311	Thursday, 4 February 2016	36,868.16		6,104 Units
Colonial First State Asset Management (Australia) Limited ACN 114 194 311	Monday, 8 February 2016	41,194.45		6,809 Units
Colonial First State Asset Management	Monday, 22 February	1,066,875.11		175,184 Units

(Australia) Limited ACN 114 194 311	2016			
Colonial First State Asset Management (Australia) Limited ACN 114 194 311	Monday, 22 February 2016	38,074.24		5,804 Units
Colonial First State Asset Management (Australia) Limited ACN 114 194 311	Tuesday, 23 February 2016	13,556.40		2,054 Units
Colonial First State Asset Management (Australia) Limited ACN 114 194 311	Thursday, 25 February 2016	25,495.80		3,863 Units
Colonial First State Asset Management (Australia) Limited ACN 114 194 311	Monday, 29 February 2016	519,797.08		80,092 Units
Colonial First State Asset Management (Australia) Limited ACN 114 194 311	Tuesday, 1 March 2016	439,645.26		66,714 Units
Colonial First State Asset Management (Australia) Limited ACN 114 194 311	Wednesday, 2 March 2016	193,745.71		29,311 Units
Colonial First State Asset Management (Australia) Limited ACN 114 194 311	Wednesday, 2 March 2016	6,940.50		1,050 Units
Colonial First State Asset Management (Australia) Limited ACN 114 194 311	Tuesday, 8 March 2016	103,736.85		15,935 Units
Colonial First State Asset Management (Australia) Limited ACN 114 194 311	Wednesday, 30 March 2016	29,821.57		4,471 Units
Colonial First State Asset Management (Australia) Limited ACN 114 194 311	Thursday, 31 March 2016	25,185.92		3,776 Units
Colonial First State Asset Management (Australia) Limited ACN 114 194 311	Wednesday, 6 April 2016	40,101.60		6,076 Units

Colonial First State Asset Management (Australia) Limited ACN 114 194 311	Thursday, 7 April 2016	16,998.40		2,560 Units
Colonial First State Asset Management (Australia) Limited ACN 114 194 311	Tuesday, 19 January 2016	1,892,254.82		313,526 Units
Colonial First State Asset Management (Australia) Limited ACN 114 194 311	Wednesday, 20 January 2016	1,890,663.00		310,995 Units
Colonial First State Asset Management (Australia) Limited ACN 114 194 311	Wednesday, 27 January 2016	951,349.38		156,526 Units
Colonial First State Asset Management (Australia) Limited ACN 114 194 311	Monday, 1 February 2016	1,370,220.28		221,346 Units
Colonial First State Asset Management (Australia) Limited ACN 114 194 311	Wednesday, 3 February 2016	1,005,347.11		165,571 Units
Colonial First State Asset Management (Australia) Limited ACN 114 194 311	Thursday, 4 February 2016	383,378.41		63,588 Units
Colonial First State Asset Management (Australia) Limited ACN 114 194 311	Monday, 8 February 2016	646,076.18		106,899 Units
Colonial First State Asset Management (Australia) Limited ACN 114 194 311	Tuesday, 16 February 2016	644,316.07		101,193 Units
Colonial First State Asset Management (Australia) Limited ACN 114 194 311	Wednesday, 24 February 2016	657,577.65		99,910 Units
Colonial First State Asset Management (Australia) Limited ACN 114 194 311	Thursday, 10 March 2016	1,288,132.60		193,643 Units
Colonial First State Asset Management (Australia) Limited ACN	Thursday, 7 April 2016	1,783,117.49		268,142 Units

114 194 311				
Colonial First State Asset Management (Australia) Limited ACN 114 194 311	Tuesday, 19 January 2016	1,335,495.21		221,277 Units
Colonial First State Asset Management (Australia) Limited ACN 114 194 311	Friday, 29 January 2016	1,083,775.82		178,664 Units
Colonial First State Asset Management (Australia) Limited ACN 114 194 311	Monday, 1 February 2016	1,174,265.64		190,146 Units
Colonial First State Asset Management (Australia) Limited ACN 114 194 311	Tuesday, 2 February 2016	439,991.23		70,908 Units
Colonial First State Asset Management (Australia) Limited ACN 114 194 311	Tuesday, 2 February 2016	109,245.37		17,563 Units
Colonial First State Asset Management (Australia) Limited ACN 114 194 311	Wednesday, 3 February 2016	900,709.64		148,326 Units
Colonial First State Asset Management (Australia) Limited ACN 114 194 311	Tuesday, 9 February 2016	501,236.15		83,570 Units
Colonial First State Asset Management (Australia) Limited ACN 114 194 311	Tuesday, 8 March 2016	595,183.78		91,398 Units
Colonial First State Asset Management (Australia) Limited ACN 114 194 311	Tuesday, 8 March 2016	80,905.12		12,420 Units
Colonial First State Asset Management (Australia) Limited ACN 114 194 311	Tuesday, 15 March 2016	936,207.86		140,923 Units

Commonwealth Private Limited ACN 125 238 039

Holder of relevant interest	Date of acquisition	Consideration Cash	Consideration Non-Cash	Class and number of securities
-----------------------------	---------------------	--------------------	------------------------	--------------------------------

Commonwealth Private Limited ACN 125 238 039	Tuesday, 8 December 2015	5,102.59		827 Units
Commonwealth Private Limited ACN 125 238 039	Friday, 11 December 2015	4,693.76		772 Units
Commonwealth Private Limited ACN 125 238 039	Friday, 11 December 2015	3,398.72		559 Units
Commonwealth Private Limited ACN 125 238 039	Friday, 11 December 2015	3,325.76		547 Units
Commonwealth Private Limited ACN 125 238 039	Monday, 14 December 2015	5,790.00		965 Units
Commonwealth Private Limited ACN 125 238 039	Tuesday, 5 January 2016	35,383.40		5,707 Units
Commonwealth Private Limited ACN 125 238 039	Tuesday, 12 January 2016	35,805.12		5,889 Units
Commonwealth Private Limited ACN 125 238 039	Tuesday, 12 January 2016	3,702.66		606 Units
Commonwealth Private Limited ACN 125 238 039	Tuesday, 12 January 2016	3,188.52		521 Units
Commonwealth Private Limited ACN 125 238 039	Wednesday, 13 January 2016	18,904.62		3,059 Units
Commonwealth Private Limited ACN 125 238 039	Friday, 15 January 2016	6,214.77		1,041 Units
Commonwealth Private Limited ACN 125 238 039	Monday, 18 January 2016	11,223.09		1,899 Units
Commonwealth Private Limited ACN 125 238 039	Monday, 25 January 2016	13,290.12		2,204 Units
Commonwealth Private Limited ACN 125 238 039	Monday, 25 January 2016	27,625.78		4,589 Units
Commonwealth Private Limited ACN 125 238	Monday, 25 January	2,367.68		392 Units

039	2016			
Commonwealth Private Limited ACN 125 238 039	Friday, 12 February 2016	3,003.55		473 Units
Commonwealth Private Limited ACN 125 238 039	Friday, 12 February 2016	4,819.65		759 Units
Commonwealth Private Limited ACN 125 238 039	Wednesday, 17 February 2016	5,510.51		857 Units
Commonwealth Private Limited ACN 125 238 039	Thursday, 18 February 2016	3,323.01		514 Units
Commonwealth Private Limited ACN 125 238 039	Monday, 29 February 2016	5,748.60		871 Units
Commonwealth Private Limited ACN 125 238 039	Monday, 29 February 2016	4,669.56		714 Units
Commonwealth Private Limited ACN 125 238 039	Wednesday, 9 March 2016	8,130.99		1,249 Units
Commonwealth Private Limited ACN 125 238 039	Wednesday, 9 March 2016	8,117.97		1,247 Units
Commonwealth Private Limited ACN 125 238 039	Tuesday, 29 March 2016	12,787.00		1,900 Units
Commonwealth Private Limited ACN 125 238 039	Thursday, 31 March 2016	6,504.50		973 Units
Commonwealth Private Limited ACN 125 238 039	Tuesday, 5 April 2016	30,419.10		4,630 Units
Commonwealth Private Limited ACN 125 238 039	Tuesday, 5 April 2016	2,554.98		388 Units
Commonwealth Private Limited ACN 125 238 039	Tuesday, 8 December 2015	9,992.92		1,604 Units
Commonwealth Private Limited ACN 125 238 039	Thursday, 17 December 2015	3,101.70		490 Units

Commonwealth Private Limited ACN 125 238 039	Wednesday, 6 January 2016	13,423.00		2,165 Units
Commonwealth Private Limited ACN 125 238 039	Friday, 18 March 2016	11,890.40		1,780 Units

Colonial First State Investments Limited (Note 1) ACN 002 348 352

Holder of relevant interest	Date of acquisition	Consideration Cash	Consideration Non-Cash	Class and number of securities
Colonial First State Investments Limited (Note 1) ACN 002 348 352	Thursday, 18 February 2016	585,514.17		90,738 Units
Colonial First State Investments Limited (Note 1) ACN 002 348 352	Thursday, 10 March 2016	132,933.40		19,877 Units
Colonial First State Investments Limited (Note 1) ACN 002 348 352	Wednesday, 20 January 2016	7,939.11		1,306 Units
Colonial First State Investments Limited (Note 1) ACN 002 348 352	Thursday, 21 January 2016	7,892.22		1,311 Units
Colonial First State Investments Limited (Note 1) ACN 002 348 352	Thursday, 25 February 2016	7,121.40		1,079 Units
Colonial First State Investments Limited (Note 1) ACN 002 348 352	Tuesday, 29 March 2016	24,944.15		3,751 Units
Colonial First State Investments Limited (Note 1) ACN 002 348 352	Monday, 22 February 2016	N/A		4,833 Units (borrowed from UBS AG (Agreement 1), see Annexure C)
Colonial First State Investments Limited (Note 1) ACN 002 348 352	Monday, 22 February 2016	54,721.67		8,985 Units
Colonial First State Investments Limited (Note 1) ACN 002 348 352	Thursday, 3 March 2016	20,660.12		3,108 Units

352				
Colonial First State Investments Limited (Note 1) ACN 002 348 352	Tuesday, 8 December 2015	265,625.00		42,500 Units
Colonial First State Investments Limited (Note 1) ACN 002 348 352	Wednesday, 9 December 2015	63,560.25		10,335 Units
Colonial First State Investments Limited (Note 1) ACN 002 348 352	Friday, 11 December 2015	62,109.32		10,283 Units
Colonial First State Investments Limited (Note 1) ACN 002 348 352	Thursday, 21 January 2016	328,348.98		54,183 Units
Colonial First State Investments Limited (Note 1) ACN 002 348 352	Tuesday, 1 March 2016	2,912,122.21		450,765 Units
Colonial First State Investments Limited (Note 1) ACN 002 348 352	Friday, 11 March 2016	803,220.95		119,648 Units
Colonial First State Investments Limited (Note 1) ACN 002 348 352	Thursday, 17 March 2016	532,400.00		80,000 Units
Colonial First State Investments Limited (Note 1) ACN 002 348 352	Friday, 18 March 2016	52,237.38		7,800 Units
Colonial First State Investments Limited (Note 1) ACN 002 348 352	Monday, 21 March 2016	14,704.36		2,200 Units
Colonial First State Investments Limited (Note 1) ACN 002 348 352	Tuesday, 22 March 2016	6,655.50		1,000 Units
Colonial First State Investments Limited (Note 1) ACN 002 348 352	Wednesday, 23 March 2016	3,337.40		500 Units
Colonial First State Investments Limited	Thursday, 24 March	4,701.69		700 Units

(Note 1) ACN 002 348 352	2016			
Colonial First State Investments Limited (Note 1) ACN 002 348 352	Tuesday, 29 March 2016	6,677.70		1,000 Units
Colonial First State Investments Limited (Note 1) ACN 002 348 352	Wednesday, 30 March 2016	1,332.78		200 Units
Colonial First State Investments Limited (Note 1) ACN 002 348 352	Thursday, 31 March 2016	3,337.95		500 Units
Colonial First State Investments Limited (Note 1) ACN 002 348 352	Tuesday, 5 April 2016	3,283.40		500 Units
Colonial First State Investments Limited (Note 1) ACN 002 348 352	Monday, 11 January 2016	6,063.20		1,000 Units
Colonial First State Investments Limited (Note 1) ACN 002 348 352	Thursday, 21 January 2016	11,794.15		1,947 Units
Colonial First State Investments Limited (Note 1) ACN 002 348 352	Wednesday, 27 January 2016	4,607.73		758 Units
Colonial First State Investments Limited (Note 1) ACN 002 348 352	Friday, 29 January 2016	17,552.63		2,897 Units
Colonial First State Investments Limited (Note 1) ACN 002 348 352	Tuesday, 2 February 2016	12,006.09		1,935 Units
Colonial First State Investments Limited (Note 1) ACN 002 348 352	Thursday, 4 February 2016	14,212.98		2,359 Units
Colonial First State Investments Limited (Note 1) ACN 002 348 352	Monday, 8 February 2016	2,529.54		419 Units

Colonial First State Investments Limited (Note 1) ACN 002 348 352	Wednesday, 10 February 2016	35,834.63		6,051 Units
Colonial First State Investments Limited (Note 1) ACN 002 348 352	Friday, 12 February 2016	41,832.35		6,557 Units
Colonial First State Investments Limited (Note 1) ACN 002 348 352	Monday, 22 February 2016	48,521.54		7,409 Units
Colonial First State Investments Limited (Note 1) ACN 002 348 352	Wednesday, 24 February 2016	23,843.71		3,618 Units
Colonial First State Investments Limited (Note 1) ACN 002 348 352	Friday, 26 February 2016	25,351.07		3,874 Units
Colonial First State Investments Limited (Note 1) ACN 002 348 352	Friday, 11 March 2016	17,775.38		2,642 Units
Colonial First State Investments Limited (Note 1) ACN 002 348 352	Wednesday, 16 March 2016	56,682.94		8,566 Units
Colonial First State Investments Limited (Note 1) ACN 002 348 352	Friday, 18 March 2016	70,730.90		10,563 Units
Colonial First State Investments Limited (Note 1) ACN 002 348 352	Tuesday, 22 March 2016	12,693.92		1,908 Units
Colonial First State Investments Limited (Note 1) ACN 002 348 352	Wednesday, 30 March 2016	8,282.18		1,244 Units
Colonial First State Investments Limited (Note 1) ACN 002 348 352	Friday, 1 April 2016	22,273.46		3,374 Units
Colonial First State Investments Limited (Note 1) ACN 002 348	Tuesday, 5 April 2016	16,650.91		2,534 Units

352				
Colonial First State Investments Limited (Note 1) ACN 002 348 352	Thursday, 7 April 2016	7,178.87		1,080 Units
Colonial First State Investments Limited (Note 1) ACN 002 348 352	Tuesday, 2 February 2016	82,117.42		13,264 Units
Colonial First State Investments Limited (Note 1) ACN 002 348 352	Monday, 22 February 2016	130,835.04		21,483 Units
Colonial First State Investments Limited (Note 1) ACN 002 348 352	Friday, 18 March 2016	15,172.33		2,265 Units
Colonial First State Investments Limited (Note 1) ACN 002 348 352	Wednesday, 30 March 2016	56,272.22		8,447 Units
Colonial First State Investments Limited (Note 1) ACN 002 348 352	Tuesday, 5 April 2016	129,927.20		19,765 Units
Colonial First State Investments Limited (Note 1) ACN 002 348 352	Thursday, 11 February 2016	442,599.12		71,074 Units
Colonial First State Investments Limited (Note 1) ACN 002 348 352	Friday, 12 February 2016	640,554.92		100,281 Units
Colonial First State Investments Limited (Note 1) ACN 002 348 352	Monday, 22 February 2016	597,892.33		98,176 Units
Colonial First State Investments Limited (Note 1) ACN 002 348 352	Friday, 18 March 2016	186,179.38		27,800 Units
Colonial First State Investments Limited (Note 1) ACN 002 348 352	Monday, 21 March 2016	52,133.64		7,800 Units
Colonial First State Investments Limited	Tuesday, 22 March	22,628.70		3,400 Units

(Note 1) ACN 002 348 352	2016			
Colonial First State Investments Limited (Note 1) ACN 002 348 352	Wednesday, 23 March 2016	12,014.64		1,800 Units
Colonial First State Investments Limited (Note 1) ACN 002 348 352	Thursday, 24 March 2016	16,791.75		2,500 Units
Colonial First State Investments Limited (Note 1) ACN 002 348 352	Tuesday, 29 March 2016	22,704.18		3,400 Units
Colonial First State Investments Limited (Note 1) ACN 002 348 352	Wednesday, 30 March 2016	3,998.34		600 Units
Colonial First State Investments Limited (Note 1) ACN 002 348 352	Thursday, 31 March 2016	12,684.21		1,900 Units
Colonial First State Investments Limited (Note 1) ACN 002 348 352	Tuesday, 5 April 2016	11,163.56		1,700 Units
Colonial First State Investments Limited (Note 1) ACN 002 348 352	Monday, 21 December 2015	74,140.51		11,864 Units
Colonial First State Investments Limited (Note 1) ACN 002 348 352	Wednesday, 13 January 2016	329,377.43		53,414 Units
Colonial First State Investments Limited (Note 1) ACN 002 348 352	Friday, 29 January 2016	325,144.46		53,625 Units
Colonial First State Investments Limited (Note 1) ACN 002 348 352	Wednesday, 9 December 2015	32,542.53		5,275 Units
Colonial First State Investments Limited (Note 1) ACN 002 348 352	Friday, 11 December 2015	17,110.49		2,821 Units

Colonial First State Investments Limited (Note 1) ACN 002 348 352	Tuesday, 15 December 2015	8,436.79		1,407 Units
Colonial First State Investments Limited (Note 1) ACN 002 348 352	Thursday, 17 December 2015	21,920.12		3,472 Units
Colonial First State Investments Limited (Note 1) ACN 002 348 352	Thursday, 7 January 2016	2,736.82		442 Units
Colonial First State Investments Limited (Note 1) ACN 002 348 352	Friday, 8 January 2016	2,721.92		443 Units
Colonial First State Investments Limited (Note 1) ACN 002 348 352	Monday, 11 January 2016	11,010.77		1,816 Units
Colonial First State Investments Limited (Note 1) ACN 002 348 352	Monday, 8 February 2016	49,474.03		8,195 Units
Colonial First State Investments Limited (Note 1) ACN 002 348 352	Wednesday, 10 February 2016	28,651.12		4,838 Units
Colonial First State Investments Limited (Note 1) ACN 002 348 352	Friday, 12 February 2016	100,909.30		15,817 Units
Colonial First State Investments Limited (Note 1) ACN 002 348 352	Tuesday, 16 February 2016	125,319.80		19,654 Units
Colonial First State Investments Limited (Note 1) ACN 002 348 352	Thursday, 18 February 2016	158,746.28		24,592 Units
Colonial First State Investments Limited (Note 1) ACN 002 348 352	Monday, 22 February 2016	29,457.40		4,498 Units
Colonial First State Investments Limited (Note 1) ACN 002 348	Wednesday, 24 February 2016	339.29		52 Units

352				
Colonial First State Investments Limited (Note 1) ACN 002 348 352	Wednesday, 24 February 2016	71,461.12		10,847 Units
Colonial First State Investments Limited (Note 1) ACN 002 348 352	Friday, 26 February 2016	47,423.64		7,247 Units
Colonial First State Investments Limited (Note 1) ACN 002 348 352	Tuesday, 1 March 2016	47,371.67		7,187 Units
Colonial First State Investments Limited (Note 1) ACN 002 348 352	Thursday, 3 March 2016	4,849.39		726 Units
Colonial First State Investments Limited (Note 1) ACN 002 348 352	Monday, 7 March 2016	27,976.16		4,329 Units
Colonial First State Investments Limited (Note 1) ACN 002 348 352	Wednesday, 9 March 2016	107,571.71		16,354 Units
Colonial First State Investments Limited (Note 1) ACN 002 348 352	Friday, 11 March 2016	57,584.95		8,559 Units
Colonial First State Investments Limited (Note 1) ACN 002 348 352	Tuesday, 22 March 2016	48,340.70		7,266 Units
Colonial First State Investments Limited (Note 1) ACN 002 348 352	Wednesday, 10 February 2016	540,522.60		91,614 Units
Colonial First State Investments Limited (Note 1) ACN 002 348 352	Wednesday, 17 February 2016	203,488.32		31,696 Units
Colonial First State Investments Limited (Note 1) ACN 002 348 352	Monday, 22 February 2016	144,162.31		23,671 Units
Colonial First State Investments Limited	Monday, 29 February	78,236.95		12,055 Units

(Note 1) ACN 002 348 352	2016			
Colonial First State Investments Limited (Note 1) ACN 002 348 352	Monday, 29 February 2016	57,657.16		8,884 Units
Colonial First State Investments Limited (Note 1) ACN 002 348 352	Monday, 29 February 2016	49,349.96		7,604 Units
Colonial First State Investments Limited (Note 1) ACN 002 348 352	Monday, 29 February 2016	46,260.72		7,128 Units
Colonial First State Investments Limited (Note 1) ACN 002 348 352	Thursday, 31 March 2016	198,325.78		29,734 Units
Colonial First State Investments Limited (Note 1) ACN 002 348 352	Thursday, 31 March 2016	142,311.12		21,336 Units
Colonial First State Investments Limited (Note 1) ACN 002 348 352	Monday, 22 February 2016	24,897.18		4,088 Units
Colonial First State Investments Limited (Note 1) ACN 002 348 352	Tuesday, 2 February 2016	776,012.50		125,000 Units

Avanteos Investments Limited ACN 096 259 979

Holder of relevant interest	Date of acquisition	Consideration Cash	Consideration Non- Cash	Class and number of securities
Avanteos Investments Limited ACN 096 259 979	Wednesday, 9 December 2015	13,760.28		2,232 Units
Avanteos Investments Limited ACN 096 259 979	Monday, 21 December 2015	5,281.43		840 Units
Avanteos Investments Limited ACN 096 259 979	Wednesday, 9 December 2015	2,790.00		450 Units
Avanteos Investments Limited ACN 096 259	Wednesday, 20 January	4,024.96		662 Units

979	2016			
Avanteos Investments Limited ACN 096 259 979	Monday, 8 February 2016	2,887.12		478 Units
Avanteos Investments Limited ACN 096 259 979	Wednesday, 24 February 2016	5,822.95		889 Units
Avanteos Investments Limited ACN 096 259 979	Friday, 26 February 2016	11,322.56		1,726 Units
Avanteos Investments Limited ACN 096 259 979	Wednesday, 9 December 2015	1,118.00		180 Units
Avanteos Investments Limited ACN 096 259 979	Wednesday, 9 December 2015	8,049.59		1,296 Units
Avanteos Investments Limited ACN 096 259 979	Wednesday, 9 December 2015	5,645.89		909 Units
Avanteos Investments Limited ACN 096 259 979	Wednesday, 9 December 2015	1,813.64		292 Units
Avanteos Investments Limited ACN 096 259 979	Wednesday, 9 December 2015	4,794.97		772 Units
Avanteos Investments Limited ACN 096 259 979	Wednesday, 9 December 2015	4,117.96		663 Units
Avanteos Investments Limited ACN 096 259 979	Wednesday, 9 December 2015	31,310.16		5,041 Units
Avanteos Investments Limited ACN 096 259 979	Wednesday, 9 December 2015	4,857.08		782 Units
Avanteos Investments Limited ACN 096 259 979	Wednesday, 9 December 2015	8,987.46		1,447 Units
Avanteos Investments Limited ACN 096 259 979	Wednesday, 9 December 2015	3,807.40		613 Units
Avanteos Investments Limited ACN 096 259 979	Wednesday, 9 December 2015	2,552.76		411 Units

Avanteos Investments Limited ACN 096 259 979	Wednesday, 9 December 2015	18,328.96		2,951 Units
Avanteos Investments Limited ACN 096 259 979	Wednesday, 9 December 2015	6,993.70		1,126 Units
Avanteos Investments Limited ACN 096 259 979	Wednesday, 9 December 2015	1,062.10		171 Units
Avanteos Investments Limited ACN 096 259 979	Wednesday, 9 December 2015	4,652.11		749 Units
Avanteos Investments Limited ACN 096 259 979	Wednesday, 9 December 2015	7,639.65		1,230 Units
Avanteos Investments Limited ACN 096 259 979	Wednesday, 9 December 2015	9,105.47		1,466 Units
Avanteos Investments Limited ACN 096 259 979	Wednesday, 9 December 2015	4,080.69		657 Units
Avanteos Investments Limited ACN 096 259 979	Wednesday, 9 December 2015	4,639.69		747 Units
Avanteos Investments Limited ACN 096 259 979	Wednesday, 9 December 2015	3,714.24		598 Units
Avanteos Investments Limited ACN 096 259 979	Wednesday, 9 December 2015	12,627.17		2,033 Units
Avanteos Investments Limited ACN 096 259 979	Wednesday, 9 December 2015	6,304.27		1,015 Units
Avanteos Investments Limited ACN 096 259 979	Wednesday, 9 December 2015	3,801.19		612 Units
Avanteos Investments Limited ACN 096 259 979	Wednesday, 9 December 2015	20,918.98		3,368 Units
Avanteos Investments Limited ACN 096 259 979	Wednesday, 9 December 2015	3,770.14		607 Units
Avanteos Investments Limited ACN 096 259	Wednesday, 9	5,030.99		810 Units

979	December 2015			
Avanteos Investments Limited ACN 096 259 979	Wednesday, 9 December 2015	6,658.30		1,072 Units
Avanteos Investments Limited ACN 096 259 979	Wednesday, 9 December 2015	12,117.86		1,951 Units
Avanteos Investments Limited ACN 096 259 979	Wednesday, 9 December 2015	1,447.19		233 Units
Avanteos Investments Limited ACN 096 259 979	Wednesday, 9 December 2015	6,565.13		1,057 Units
Avanteos Investments Limited ACN 096 259 979	Wednesday, 9 December 2015	20,241.97		3,259 Units
Avanteos Investments Limited ACN 096 259 979	Wednesday, 9 December 2015	2,571.40		414 Units
Avanteos Investments Limited ACN 096 259 979	Wednesday, 9 December 2015	1,999.97		322 Units
Avanteos Investments Limited ACN 096 259 979	Wednesday, 9 December 2015	5,695.58		917 Units
Avanteos Investments Limited ACN 096 259 979	Wednesday, 9 December 2015	9,931.55		1,599 Units
Avanteos Investments Limited ACN 096 259 979	Wednesday, 9 December 2015	7,043.39		1,134 Units
Avanteos Investments Limited ACN 096 259 979	Wednesday, 9 December 2015	2,950.27		475 Units
Avanteos Investments Limited ACN 096 259 979	Wednesday, 9 December 2015	2,310.53		372 Units
Avanteos Investments Limited ACN 096 259 979	Wednesday, 9 December 2015	2,515.50		405 Units
Avanteos Investments Limited ACN 096 259 979	Wednesday, 9 December 2015	11,521.59		1,855 Units

Avanteos Investments Limited ACN 096 259 979	Wednesday, 9 December 2015	3,416.11		550 Units
Avanteos Investments Limited ACN 096 259 979	Wednesday, 9 December 2015	5,279.44		850 Units
Avanteos Investments Limited ACN 096 259 979	Wednesday, 9 December 2015	3,310.52		533 Units
Avanteos Investments Limited ACN 096 259 979	Wednesday, 9 December 2015	1,422.34		229 Units
Avanteos Investments Limited ACN 096 259 979	Wednesday, 9 December 2015	12,496.73		2,012 Units
Avanteos Investments Limited ACN 096 259 979	Wednesday, 9 December 2015	3,378.84		544 Units
Avanteos Investments Limited ACN 096 259 979	Wednesday, 9 December 2015	3,794.98		611 Units
Avanteos Investments Limited ACN 096 259 979	Wednesday, 9 December 2015	1,968.92		317 Units
Avanteos Investments Limited ACN 096 259 979	Wednesday, 9 December 2015	4,875.71		785 Units
Avanteos Investments Limited ACN 096 259 979	Wednesday, 9 December 2015	16,229.60		2,613 Units
Avanteos Investments Limited ACN 096 259 979	Wednesday, 9 December 2015	3,229.77		520 Units
Avanteos Investments Limited ACN 096 259 979	Wednesday, 9 December 2015	11,242.09		1,810 Units
Avanteos Investments Limited ACN 096 259 979	Wednesday, 9 December 2015	4,527.89		729 Units
Avanteos Investments Limited ACN 096 259 979	Wednesday, 9 December 2015	4,465.78		719 Units
Avanteos Investments Limited ACN 096 259	Wednesday, 9	4,652.11		749 Units

979	December 2015			
Avanteos Investments Limited ACN 096 259 979	Wednesday, 9 December 2015	1,223.59		197 Units
Avanteos Investments Limited ACN 096 259 979	Wednesday, 9 December 2015	4,260.81		686 Units
Avanteos Investments Limited ACN 096 259 979	Wednesday, 9 December 2015	3,217.35		518 Units
Avanteos Investments Limited ACN 096 259 979	Wednesday, 9 December 2015	6,527.87		1,051 Units
Avanteos Investments Limited ACN 096 259 979	Wednesday, 9 December 2015	3,503.06		564 Units
Avanteos Investments Limited ACN 096 259 979	Wednesday, 9 December 2015	5,726.63		922 Units
Avanteos Investments Limited ACN 096 259 979	Wednesday, 9 December 2015	7,074.44		1,139 Units
Avanteos Investments Limited ACN 096 259 979	Wednesday, 9 December 2015	3,788.77		610 Units
Avanteos Investments Limited ACN 096 259 979	Wednesday, 9 December 2015	4,117.96		663 Units
Avanteos Investments Limited ACN 096 259 979	Wednesday, 9 December 2015	22,359.96		3,600 Units
Avanteos Investments Limited ACN 096 259 979	Wednesday, 9 December 2015	1,217.38		196 Units
Avanteos Investments Limited ACN 096 259 979	Wednesday, 9 December 2015	9,037.15		1,455 Units
Avanteos Investments Limited ACN 096 259 979	Wednesday, 9 December 2015	7,186.24		1,157 Units
Avanteos Investments Limited ACN 096 259 979	Wednesday, 9 December 2015	5,776.32		930 Units

Avanteos Investments Limited ACN 096 259 979	Wednesday, 9 December 2015	3,416.11		550 Units
Avanteos Investments Limited ACN 096 259 979	Wednesday, 9 December 2015	5,316.70		856 Units
Avanteos Investments Limited ACN 096 259 979	Wednesday, 9 December 2015	745.33		120 Units
Avanteos Investments Limited ACN 096 259 979	Wednesday, 9 December 2015	8,894.30		1,432 Units
Avanteos Investments Limited ACN 096 259 979	Wednesday, 9 December 2015	3,639.70		586 Units
Avanteos Investments Limited ACN 096 259 979	Wednesday, 9 December 2015	13,770.01		2,217 Units
Avanteos Investments Limited ACN 096 259 979	Wednesday, 9 December 2015	8,720.38		1,404 Units
Avanteos Investments Limited ACN 096 259 979	Wednesday, 9 December 2015	7,310.46		1,177 Units
Avanteos Investments Limited ACN 096 259 979	Wednesday, 9 December 2015	6,819.79		1,098 Units
Avanteos Investments Limited ACN 096 259 979	Wednesday, 9 December 2015	2,329.16		375 Units
Avanteos Investments Limited ACN 096 259 979	Wednesday, 9 December 2015	1,645.94		265 Units
Avanteos Investments Limited ACN 096 259 979	Wednesday, 9 December 2015	2,714.25		437 Units
Avanteos Investments Limited ACN 096 259 979	Wednesday, 9 December 2015	16,229.60		2,613 Units
Avanteos Investments Limited ACN 096 259 979	Wednesday, 9 December 2015	6,527.87		1,051 Units
Avanteos Investments Limited ACN 096 259	Wednesday, 9	2,565.18		413 Units

979	December 2015			
Avanteos Investments Limited ACN 096 259 979	Wednesday, 9 December 2015	1,434.76		231 Units
Avanteos Investments Limited ACN 096 259 979	Wednesday, 9 December 2015	4,335.35		698 Units
Avanteos Investments Limited ACN 096 259 979	Wednesday, 9 December 2015	1,993.76		321 Units
Avanteos Investments Limited ACN 096 259 979	Wednesday, 9 December 2015	2,447.17		394 Units
Avanteos Investments Limited ACN 096 259 979	Wednesday, 9 December 2015	2,813.63		453 Units
Avanteos Investments Limited ACN 096 259 979	Wednesday, 9 December 2015	7,975.05		1,284 Units
Avanteos Investments Limited ACN 096 259 979	Wednesday, 9 December 2015	23,440.69		3,774 Units
Avanteos Investments Limited ACN 096 259 979	Wednesday, 9 December 2015	7,385.00		1,189 Units
Avanteos Investments Limited ACN 096 259 979	Wednesday, 9 December 2015	9,130.32		1,470 Units
Avanteos Investments Limited ACN 096 259 979	Wednesday, 9 December 2015	987.56		159 Units
Avanteos Investments Limited ACN 096 259 979	Wednesday, 9 December 2015	18,769.94		3,022 Units
Avanteos Investments Limited ACN 096 259 979	Wednesday, 9 December 2015	9,161.37		1,475 Units
Avanteos Investments Limited ACN 096 259 979	Wednesday, 9 December 2015	4,080.69		657 Units
Avanteos Investments Limited ACN 096 259 979	Wednesday, 9 December 2015	6,086.88		980 Units

Avanteos Investments Limited ACN 096 259 979	Wednesday, 9 December 2015	4,794.97		772 Units
Avanteos Investments Limited ACN 096 259 979	Wednesday, 9 December 2015	1,900.60		306 Units
Avanteos Investments Limited ACN 096 259 979	Wednesday, 9 December 2015	826.08		133 Units
Avanteos Investments Limited ACN 096 259 979	Wednesday, 9 December 2015	944.09		152 Units
Avanteos Investments Limited ACN 096 259 979	Thursday, 10 December 2015	7,520.93		1,242 Units
Avanteos Investments Limited ACN 096 259 979	Thursday, 10 December 2015	4,783.85		790 Units
Avanteos Investments Limited ACN 096 259 979	Thursday, 10 December 2015	1,852.98		306 Units
Avanteos Investments Limited ACN 096 259 979	Thursday, 10 December 2015	4,771.73		788 Units
Avanteos Investments Limited ACN 096 259 979	Thursday, 10 December 2015	22,253.96		3,675 Units
Avanteos Investments Limited ACN 096 259 979	Thursday, 10 December 2015	3,663.58		605 Units
Avanteos Investments Limited ACN 096 259 979	Thursday, 10 December 2015	5,207.73		860 Units
Avanteos Investments Limited ACN 096 259 979	Thursday, 10 December 2015	5,589.23		923 Units
Avanteos Investments Limited ACN 096 259 979	Thursday, 10 December 2015	10,409.40		1,719 Units
Avanteos Investments Limited ACN 096 259 979	Thursday, 10 December 2015	2,900.58		479 Units
Avanteos Investments Limited ACN 096 259	Thursday, 10 December	2,040.70		337 Units

979	2015			
Avanteos Investments Limited ACN 096 259 979	Thursday, 10 December 2015	3,869.46		639 Units
Avanteos Investments Limited ACN 096 259 979	Thursday, 10 December 2015	6,001.00		991 Units
Avanteos Investments Limited ACN 096 259 979	Thursday, 10 December 2015	1,695.54		280 Units
Avanteos Investments Limited ACN 096 259 979	Thursday, 10 December 2015	4,123.80		681 Units
Avanteos Investments Limited ACN 096 259 979	Thursday, 10 December 2015	2,373.76		392 Units
Avanteos Investments Limited ACN 096 259 979	Thursday, 10 December 2015	993.10		164 Units
Avanteos Investments Limited ACN 096 259 979	Thursday, 10 December 2015	5,449.95		900 Units
Avanteos Investments Limited ACN 096 259 979	Thursday, 10 December 2015	7,738.93		1,278 Units
Avanteos Investments Limited ACN 096 259 979	Thursday, 10 December 2015	4,081.41		674 Units
Avanteos Investments Limited ACN 096 259 979	Thursday, 10 December 2015	2,470.64		408 Units
Avanteos Investments Limited ACN 096 259 979	Thursday, 10 December 2015	8,689.64		1,435 Units
Avanteos Investments Limited ACN 096 259 979	Thursday, 10 December 2015	3,699.91		611 Units
Avanteos Investments Limited ACN 096 259 979	Thursday, 10 December 2015	10,354.91		1,710 Units
Avanteos Investments Limited ACN 096 259 979	Thursday, 10 December 2015	4,590.07		758 Units

Avanteos Investments Limited ACN 096 259 979	Thursday, 10 December 2015	5,020.01		829 Units
Avanteos Investments Limited ACN 096 259 979	Thursday, 10 December 2015	11,063.40		1,827 Units
Avanteos Investments Limited ACN 096 259 979	Thursday, 10 December 2015	3,790.74		626 Units
Avanteos Investments Limited ACN 096 259 979	Thursday, 10 December 2015	3,948.19		652 Units
Avanteos Investments Limited ACN 096 259 979	Thursday, 10 December 2015	7,920.59		1,308 Units
Avanteos Investments Limited ACN 096 259 979	Thursday, 10 December 2015	4,559.79		753 Units
Avanteos Investments Limited ACN 096 259 979	Thursday, 10 December 2015	3,385.02		559 Units
Avanteos Investments Limited ACN 096 259 979	Thursday, 10 December 2015	1,610.76		266 Units
Avanteos Investments Limited ACN 096 259 979	Thursday, 10 December 2015	3,070.14		507 Units
Avanteos Investments Limited ACN 096 259 979	Thursday, 10 December 2015	15,265.92		2,521 Units
Avanteos Investments Limited ACN 096 259 979	Thursday, 10 December 2015	5,201.67		859 Units
Avanteos Investments Limited ACN 096 259 979	Thursday, 10 December 2015	7,690.49		1,270 Units
Avanteos Investments Limited ACN 096 259 979	Thursday, 10 December 2015	17,548.84		2,898 Units
Avanteos Investments Limited ACN 096 259 979	Thursday, 10 December 2015	896.21		148 Units
Avanteos Investments Limited ACN 096 259	Thursday, 10 December	11,190.56		1,848 Units

979	2015			
Avanteos Investments Limited ACN 096 259 979	Thursday, 10 December 2015	2,628.09		434 Units
Avanteos Investments Limited ACN 096 259 979	Thursday, 10 December 2015	3,724.13		615 Units
Avanteos Investments Limited ACN 096 259 979	Thursday, 10 December 2015	2,379.81		393 Units
Avanteos Investments Limited ACN 096 259 979	Thursday, 10 December 2015	13,776.26		2,275 Units
Avanteos Investments Limited ACN 096 259 979	Thursday, 10 December 2015	2,724.98		450 Units
Avanteos Investments Limited ACN 096 259 979	Thursday, 10 December 2015	3,385.02		559 Units
Avanteos Investments Limited ACN 096 259 979	Thursday, 10 December 2015	10,124.80		1,672 Units
Avanteos Investments Limited ACN 096 259 979	Thursday, 10 December 2015	3,251.80		537 Units
Avanteos Investments Limited ACN 096 259 979	Thursday, 10 December 2015	4,414.46		729 Units
Avanteos Investments Limited ACN 096 259 979	Thursday, 10 December 2015	1,120.27		185 Units
Avanteos Investments Limited ACN 096 259 979	Thursday, 10 December 2015	6,564.16		1,084 Units
Avanteos Investments Limited ACN 096 259 979	Thursday, 10 December 2015	4,650.62		768 Units
Avanteos Investments Limited ACN 096 259 979	Thursday, 10 December 2015	2,603.87		430 Units
Avanteos Investments Limited ACN 096 259 979	Thursday, 10 December 2015	3,748.35		619 Units

Avanteos Investments Limited ACN 096 259 979	Thursday, 10 December 2015	3,433.47		567 Units
Avanteos Investments Limited ACN 096 259 979	Thursday, 10 December 2015	5,885.95		972 Units
Avanteos Investments Limited ACN 096 259 979	Thursday, 10 December 2015	1,750.04		289 Units
Avanteos Investments Limited ACN 096 259 979	Thursday, 10 December 2015	2,464.59		407 Units
Avanteos Investments Limited ACN 096 259 979	Thursday, 10 December 2015	1,750.04		289 Units
Avanteos Investments Limited ACN 096 259 979	Thursday, 10 December 2015	7,678.37		1,268 Units
Avanteos Investments Limited ACN 096 259 979	Thursday, 10 December 2015	4,602.18		760 Units
Avanteos Investments Limited ACN 096 259 979	Thursday, 10 December 2015	13,425.04		2,217 Units
Avanteos Investments Limited ACN 096 259 979	Thursday, 10 December 2015	82,833.18		13,679 Units
Avanteos Investments Limited ACN 096 259 979	Thursday, 10 December 2015	4,923.12		813 Units
Avanteos Investments Limited ACN 096 259 979	Thursday, 10 December 2015	3,179.14		525 Units
Avanteos Investments Limited ACN 096 259 979	Friday, 11 December 2015	2,587.95		426 Units
Avanteos Investments Limited ACN 096 259 979	Friday, 11 December 2015	3,559.95		586 Units
Avanteos Investments Limited ACN 096 259 979	Friday, 11 December 2015	3,177.23		523 Units
Avanteos Investments Limited ACN 096 259	Thursday, 17 December	6,977.08		1,111 Units

979	2015			
Avanteos Investments Limited ACN 096 259 979	Tuesday, 22 December 2015	797.56		127 Units
Avanteos Investments Limited ACN 096 259 979	Wednesday, 30 December 2015	3,153.72		492 Units
Avanteos Investments Limited ACN 096 259 979	Thursday, 14 January 2016	2,568.04		422 Units
Avanteos Investments Limited ACN 096 259 979	Wednesday, 27 January 2016	3,008.24		496 Units
Avanteos Investments Limited ACN 096 259 979	Tuesday, 2 February 2016	2,150.64		348 Units
Avanteos Investments Limited ACN 096 259 979	Thursday, 4 February 2016	11,112.92		1,846 Units
Avanteos Investments Limited ACN 096 259 979	Friday, 12 February 2016	5,065.80		782 Units
Avanteos Investments Limited ACN 096 259 979	Friday, 12 February 2016	4,839.07		747 Units
Avanteos Investments Limited ACN 096 259 979	Friday, 12 February 2016	7,365.49		1,137 Units
Avanteos Investments Limited ACN 096 259 979	Wednesday, 17 February 2016	15,002.70		2,326 Units
Avanteos Investments Limited ACN 096 259 979	Thursday, 18 February 2016	6,187.23		966 Units
Avanteos Investments Limited ACN 096 259 979	Friday, 19 February 2016	740.20		113 Units
Avanteos Investments Limited ACN 096 259 979	Friday, 19 February 2016	1,087.37		166 Units
Avanteos Investments Limited ACN 096 259 979	Friday, 19 February 2016	2,757.72		421 Units

Avanteos Investments Limited ACN 096 259 979	Friday, 19 February 2016	1,441.09		220 Units
Avanteos Investments Limited ACN 096 259 979	Friday, 19 February 2016	2,227.14		340 Units
Avanteos Investments Limited ACN 096 259 979	Friday, 19 February 2016	641.94		98 Units
Avanteos Investments Limited ACN 096 259 979	Friday, 19 February 2016	582.99		89 Units
Avanteos Investments Limited ACN 096 259 979	Friday, 19 February 2016	753.30		115 Units
Avanteos Investments Limited ACN 096 259 979	Friday, 19 February 2016	936.71		143 Units
Avanteos Investments Limited ACN 096 259 979	Friday, 19 February 2016	8,626.88		1,317 Units
Avanteos Investments Limited ACN 096 259 979	Friday, 19 February 2016	6,203.23		947 Units
Avanteos Investments Limited ACN 096 259 979	Friday, 19 February 2016	2,069.93		316 Units
Avanteos Investments Limited ACN 096 259 979	Friday, 19 February 2016	543.68		83 Units
Avanteos Investments Limited ACN 096 259 979	Friday, 19 February 2016	845.00		129 Units
Avanteos Investments Limited ACN 096 259 979	Friday, 19 February 2016	2,803.57		428 Units
Avanteos Investments Limited ACN 096 259 979	Friday, 19 February 2016	2,921.48		446 Units
Avanteos Investments Limited ACN 096 259 979	Friday, 19 February 2016	1,048.06		160 Units
Avanteos Investments Limited ACN 096 259 979	Friday, 19 February 2016	3,340.70		510 Units

979	2016			
Avanteos Investments Limited ACN 096 259 979	Friday, 19 February 2016	812.25		124 Units
Avanteos Investments Limited ACN 096 259 979	Friday, 19 February 2016	524.03		80 Units
Avanteos Investments Limited ACN 096 259 979	Friday, 19 February 2016	668.14		102 Units
Avanteos Investments Limited ACN 096 259 979	Friday, 19 February 2016	1,172.52		179 Units
Avanteos Investments Limited ACN 096 259 979	Friday, 19 February 2016	982.56		150 Units
Avanteos Investments Limited ACN 096 259 979	Friday, 19 February 2016	838.45		128 Units
Avanteos Investments Limited ACN 096 259 979	Friday, 19 February 2016	845.00		129 Units
Avanteos Investments Limited ACN 096 259 979	Friday, 19 February 2016	2,521.90		385 Units
Avanteos Investments Limited ACN 096 259 979	Friday, 19 February 2016	2,816.67		430 Units
Avanteos Investments Limited ACN 096 259 979	Friday, 19 February 2016	753.30		115 Units
Avanteos Investments Limited ACN 096 259 979	Friday, 19 February 2016	674.69		103 Units
Avanteos Investments Limited ACN 096 259 979	Friday, 19 February 2016	2,331.94		356 Units
Avanteos Investments Limited ACN 096 259 979	Friday, 19 February 2016	700.89		107 Units
Avanteos Investments Limited ACN 096 259 979	Friday, 19 February 2016	1,748.96		267 Units

Avanteos Investments Limited ACN 096 259 979	Friday, 19 February 2016	530.58		81 Units
Avanteos Investments Limited ACN 096 259 979	Friday, 19 February 2016	1,637.60		250 Units
Avanteos Investments Limited ACN 096 259 979	Friday, 19 February 2016	1,165.97		178 Units
Avanteos Investments Limited ACN 096 259 979	Friday, 19 February 2016	1,323.18		202 Units
Avanteos Investments Limited ACN 096 259 979	Friday, 19 February 2016	635.39		97 Units
Avanteos Investments Limited ACN 096 259 979	Friday, 19 February 2016	5,161.72		788 Units
Avanteos Investments Limited ACN 096 259 979	Friday, 19 February 2016	543.68		83 Units
Avanteos Investments Limited ACN 096 259 979	Friday, 19 February 2016	2,174.73		332 Units
Avanteos Investments Limited ACN 096 259 979	Friday, 19 February 2016	10,284.13		1,570 Units
Avanteos Investments Limited ACN 096 259 979	Friday, 19 February 2016	1,532.79		234 Units
Avanteos Investments Limited ACN 096 259 979	Friday, 19 February 2016	2,115.78		323 Units
Avanteos Investments Limited ACN 096 259 979	Friday, 19 February 2016	1,192.17		182 Units
Avanteos Investments Limited ACN 096 259 979	Friday, 19 February 2016	1,192.17		182 Units
Avanteos Investments Limited ACN 096 259 979	Friday, 19 February 2016	3,438.96		525 Units
Avanteos Investments Limited ACN 096 259 979	Friday, 19 February 2016	1,460.74		223 Units

979	2016			
Avanteos Investments Limited ACN 096 259 979	Friday, 19 February 2016	1,493.49		228 Units
Avanteos Investments Limited ACN 096 259 979	Friday, 19 February 2016	569.88		87 Units
Avanteos Investments Limited ACN 096 259 979	Friday, 19 February 2016	524.03		80 Units
Avanteos Investments Limited ACN 096 259 979	Friday, 19 February 2016	2,574.31		393 Units
Avanteos Investments Limited ACN 096 259 979	Friday, 19 February 2016	1,670.35		255 Units
Avanteos Investments Limited ACN 096 259 979	Friday, 19 February 2016	1,100.47		168 Units
Avanteos Investments Limited ACN 096 259 979	Friday, 19 February 2016	2,652.91		405 Units
Avanteos Investments Limited ACN 096 259 979	Friday, 19 February 2016	733.64		112 Units
Avanteos Investments Limited ACN 096 259 979	Friday, 19 February 2016	2,240.24		342 Units
Avanteos Investments Limited ACN 096 259 979	Friday, 19 February 2016	1,329.73		203 Units
Avanteos Investments Limited ACN 096 259 979	Friday, 19 February 2016	2,207.48		337 Units
Avanteos Investments Limited ACN 096 259 979	Friday, 19 February 2016	4,886.60		746 Units
Avanteos Investments Limited ACN 096 259 979	Friday, 19 February 2016	1,408.34		215 Units
Avanteos Investments Limited ACN 096 259 979	Friday, 19 February 2016	2,849.42		435 Units

Avanteos Investments Limited ACN 096 259 979	Friday, 19 February 2016	1,329.73		203 Units
Avanteos Investments Limited ACN 096 259 979	Friday, 19 February 2016	530.58		81 Units
Avanteos Investments Limited ACN 096 259 979	Friday, 19 February 2016	1,303.53		199 Units
Avanteos Investments Limited ACN 096 259 979	Friday, 19 February 2016	759.85		116 Units
Avanteos Investments Limited ACN 096 259 979	Friday, 19 February 2016	576.44		88 Units
Avanteos Investments Limited ACN 096 259 979	Friday, 19 February 2016	2,030.62		310 Units
Avanteos Investments Limited ACN 096 259 979	Friday, 19 February 2016	1,467.29		224 Units
Avanteos Investments Limited ACN 096 259 979	Friday, 19 February 2016	674.69		103 Units
Avanteos Investments Limited ACN 096 259 979	Friday, 19 February 2016	1,578.65		241 Units
Avanteos Investments Limited ACN 096 259 979	Friday, 19 February 2016	655.04		100 Units
Avanteos Investments Limited ACN 096 259 979	Friday, 19 February 2016	681.24		104 Units
Avanteos Investments Limited ACN 096 259 979	Friday, 19 February 2016	543.68		83 Units
Avanteos Investments Limited ACN 096 259 979	Friday, 19 February 2016	1,755.51		268 Units
Avanteos Investments Limited ACN 096 259 979	Friday, 19 February 2016	962.91		147 Units
Avanteos Investments Limited ACN 096 259 979	Friday, 19 February 2016	1,748.96		267 Units

979	2016			
Avanteos Investments Limited ACN 096 259 979	Friday, 19 February 2016	1,676.90		256 Units
Avanteos Investments Limited ACN 096 259 979	Friday, 19 February 2016	1,375.58		210 Units
Avanteos Investments Limited ACN 096 259 979	Friday, 19 February 2016	1,290.43		197 Units
Avanteos Investments Limited ACN 096 259 979	Friday, 19 February 2016	2,364.69		361 Units
Avanteos Investments Limited ACN 096 259 979	Friday, 19 February 2016	969.46		148 Units
Avanteos Investments Limited ACN 096 259 979	Friday, 19 February 2016	8,587.57		1,311 Units
Avanteos Investments Limited ACN 096 259 979	Friday, 19 February 2016	2,069.93		316 Units
Avanteos Investments Limited ACN 096 259 979	Friday, 19 February 2016	2,561.21		391 Units
Avanteos Investments Limited ACN 096 259 979	Friday, 19 February 2016	1,690.00		258 Units
Avanteos Investments Limited ACN 096 259 979	Friday, 19 February 2016	1,224.92		187 Units
Avanteos Investments Limited ACN 096 259 979	Friday, 19 February 2016	4,283.96		654 Units
Avanteos Investments Limited ACN 096 259 979	Friday, 19 February 2016	1,048.06		160 Units
Avanteos Investments Limited ACN 096 259 979	Friday, 19 February 2016	962.91		147 Units
Avanteos Investments Limited ACN 096 259 979	Friday, 19 February 2016	1,067.72		163 Units

Avanteos Investments Limited ACN 096 259 979	Friday, 19 February 2016	1,559.00		238 Units
Avanteos Investments Limited ACN 096 259 979	Friday, 19 February 2016	707.44		108 Units
Avanteos Investments Limited ACN 096 259 979	Friday, 19 February 2016	3,517.56		537 Units
Avanteos Investments Limited ACN 096 259 979	Friday, 19 February 2016	969.46		148 Units
Avanteos Investments Limited ACN 096 259 979	Friday, 19 February 2016	1,048.06		160 Units
Avanteos Investments Limited ACN 096 259 979	Friday, 19 February 2016	2,083.03		318 Units
Avanteos Investments Limited ACN 096 259 979	Friday, 19 February 2016	700.89		107 Units
Avanteos Investments Limited ACN 096 259 979	Friday, 19 February 2016	635.39		97 Units
Avanteos Investments Limited ACN 096 259 979	Friday, 19 February 2016	976.01		149 Units
Avanteos Investments Limited ACN 096 259 979	Friday, 19 February 2016	1,362.48		208 Units
Avanteos Investments Limited ACN 096 259 979	Friday, 19 February 2016	1,513.14		231 Units
Avanteos Investments Limited ACN 096 259 979	Friday, 19 February 2016	602.64		92 Units
Avanteos Investments Limited ACN 096 259 979	Friday, 19 February 2016	602.64		92 Units
Avanteos Investments Limited ACN 096 259 979	Friday, 19 February 2016	831.90		127 Units
Avanteos Investments Limited ACN 096 259 979	Friday, 19 February 2016	766.40		117 Units

979	2016			
Avanteos Investments Limited ACN 096 259 979	Friday, 19 February 2016	687.79		105 Units
Avanteos Investments Limited ACN 096 259 979	Friday, 19 February 2016	4,113.65		628 Units
Avanteos Investments Limited ACN 096 259 979	Friday, 19 February 2016	1,375.58		210 Units
Avanteos Investments Limited ACN 096 259 979	Friday, 19 February 2016	3,569.97		545 Units
Avanteos Investments Limited ACN 096 259 979	Friday, 19 February 2016	537.13		82 Units
Avanteos Investments Limited ACN 096 259 979	Friday, 19 February 2016	1,683.45		257 Units
Avanteos Investments Limited ACN 096 259 979	Friday, 19 February 2016	720.54		110 Units
Avanteos Investments Limited ACN 096 259 979	Friday, 19 February 2016	1,048.06		160 Units
Avanteos Investments Limited ACN 096 259 979	Friday, 19 February 2016	3,740.28		571 Units
Avanteos Investments Limited ACN 096 259 979	Friday, 19 February 2016	674.69		103 Units
Avanteos Investments Limited ACN 096 259 979	Friday, 19 February 2016	1,624.50		248 Units
Avanteos Investments Limited ACN 096 259 979	Friday, 19 February 2016	799.15		122 Units
Avanteos Investments Limited ACN 096 259 979	Friday, 19 February 2016	1,401.79		214 Units
Avanteos Investments Limited ACN 096 259 979	Friday, 19 February 2016	930.16		142 Units

Avanteos Investments Limited ACN 096 259 979	Friday, 19 February 2016	2,292.64		350 Units
Avanteos Investments Limited ACN 096 259 979	Friday, 19 February 2016	1,375.58		210 Units
Avanteos Investments Limited ACN 096 259 979	Friday, 19 February 2016	3,609.27		551 Units
Avanteos Investments Limited ACN 096 259 979	Friday, 19 February 2016	1,034.96		158 Units
Avanteos Investments Limited ACN 096 259 979	Friday, 19 February 2016	1,021.86		156 Units
Avanteos Investments Limited ACN 096 259 979	Friday, 19 February 2016	641.94		98 Units
Avanteos Investments Limited ACN 096 259 979	Friday, 19 February 2016	871.20		133 Units
Avanteos Investments Limited ACN 096 259 979	Friday, 19 February 2016	681.24		104 Units
Avanteos Investments Limited ACN 096 259 979	Friday, 19 February 2016	976.01		149 Units
Avanteos Investments Limited ACN 096 259 979	Friday, 19 February 2016	838.45		128 Units
Avanteos Investments Limited ACN 096 259 979	Friday, 19 February 2016	897.40		137 Units
Avanteos Investments Limited ACN 096 259 979	Friday, 19 February 2016	2,083.03		318 Units
Avanteos Investments Limited ACN 096 259 979	Friday, 19 February 2016	930.16		142 Units
Avanteos Investments Limited ACN 096 259 979	Friday, 19 February 2016	9,052.65		1,382 Units
Avanteos Investments Limited ACN 096 259 979	Friday, 19 February 2016	1,211.82		185 Units

979	2016			
Avanteos Investments Limited ACN 096 259 979	Friday, 19 February 2016	596.09		91 Units
Avanteos Investments Limited ACN 096 259 979	Friday, 19 February 2016	1,028.41		157 Units
Avanteos Investments Limited ACN 096 259 979	Friday, 19 February 2016	1,991.32		304 Units
Avanteos Investments Limited ACN 096 259 979	Friday, 19 February 2016	812.25		124 Units
Avanteos Investments Limited ACN 096 259 979	Friday, 19 February 2016	2,069.93		316 Units
Avanteos Investments Limited ACN 096 259 979	Friday, 19 February 2016	1,768.61		270 Units
Avanteos Investments Limited ACN 096 259 979	Friday, 19 February 2016	7,729.47		1,180 Units
Avanteos Investments Limited ACN 096 259 979	Friday, 19 February 2016	1,146.32		175 Units
Avanteos Investments Limited ACN 096 259 979	Friday, 19 February 2016	1,107.02		169 Units
Avanteos Investments Limited ACN 096 259 979	Friday, 19 February 2016	1,945.47		297 Units
Avanteos Investments Limited ACN 096 259 979	Friday, 19 February 2016	1,126.67		172 Units
Avanteos Investments Limited ACN 096 259 979	Friday, 19 February 2016	864.65		132 Units
Avanteos Investments Limited ACN 096 259 979	Friday, 19 February 2016	1,034.96		158 Units
Avanteos Investments Limited ACN 096 259 979	Friday, 19 February 2016	1,421.44		217 Units

Avanteos Investments Limited ACN 096 259 979	Friday, 19 February 2016	5,495.79		839 Units
Avanteos Investments Limited ACN 096 259 979	Friday, 19 February 2016	2,862.52		437 Units
Avanteos Investments Limited ACN 096 259 979	Friday, 19 February 2016	1,421.44		217 Units
Avanteos Investments Limited ACN 096 259 979	Friday, 19 February 2016	2,043.72		312 Units
Avanteos Investments Limited ACN 096 259 979	Friday, 19 February 2016	1,126.67		172 Units
Avanteos Investments Limited ACN 096 259 979	Friday, 19 February 2016	1,624.50		248 Units
Avanteos Investments Limited ACN 096 259 979	Friday, 19 February 2016	2,364.69		361 Units
Avanteos Investments Limited ACN 096 259 979	Friday, 19 February 2016	1,224.92		187 Units
Avanteos Investments Limited ACN 096 259 979	Friday, 19 February 2016	1,015.31		155 Units
Avanteos Investments Limited ACN 096 259 979	Friday, 19 February 2016	1,369.03		209 Units
Avanteos Investments Limited ACN 096 259 979	Friday, 19 February 2016	2,508.80		383 Units
Avanteos Investments Limited ACN 096 259 979	Friday, 19 February 2016	10,323.43		1,576 Units
Avanteos Investments Limited ACN 096 259 979	Friday, 19 February 2016	1,133.22		173 Units
Avanteos Investments Limited ACN 096 259 979	Friday, 19 February 2016	805.70		123 Units
Avanteos Investments Limited ACN 096 259 979	Friday, 19 February 2016	1,945.47		297 Units

979	2016			
Avanteos Investments Limited ACN 096 259 979	Friday, 19 February 2016	582.99		89 Units
Avanteos Investments Limited ACN 096 259 979	Friday, 19 February 2016	687.79		105 Units
Avanteos Investments Limited ACN 096 259 979	Friday, 19 February 2016	8,246.95		1,259 Units
Avanteos Investments Limited ACN 096 259 979	Friday, 19 February 2016	1,264.23		193 Units
Avanteos Investments Limited ACN 096 259 979	Friday, 19 February 2016	1,008.76		154 Units
Avanteos Investments Limited ACN 096 259 979	Friday, 19 February 2016	1,670.35		255 Units
Avanteos Investments Limited ACN 096 259 979	Friday, 19 February 2016	884.30		135 Units
Avanteos Investments Limited ACN 096 259 979	Friday, 19 February 2016	720.54		110 Units
Avanteos Investments Limited ACN 096 259 979	Friday, 19 February 2016	3,864.74		590 Units
Avanteos Investments Limited ACN 096 259 979	Friday, 19 February 2016	3,681.32		562 Units
Avanteos Investments Limited ACN 096 259 979	Friday, 19 February 2016	759.85		116 Units
Avanteos Investments Limited ACN 096 259 979	Friday, 19 February 2016	1,532.79		234 Units
Avanteos Investments Limited ACN 096 259 979	Friday, 19 February 2016	3,163.84		483 Units
Avanteos Investments Limited ACN 096 259 979	Friday, 19 February 2016	884.30		135 Units

Avanteos Investments Limited ACN 096 259 979	Friday, 19 February 2016	2,253.34		344 Units
Avanteos Investments Limited ACN 096 259 979	Friday, 19 February 2016	2,705.32		413 Units
Avanteos Investments Limited ACN 096 259 979	Friday, 19 February 2016	1,093.92		167 Units
Avanteos Investments Limited ACN 096 259 979	Friday, 19 February 2016	2,043.72		312 Units
Avanteos Investments Limited ACN 096 259 979	Friday, 19 February 2016	700.89		107 Units
Avanteos Investments Limited ACN 096 259 979	Friday, 19 February 2016	1,198.72		183 Units
Avanteos Investments Limited ACN 096 259 979	Friday, 19 February 2016	1,211.82		185 Units
Avanteos Investments Limited ACN 096 259 979	Friday, 19 February 2016	7,840.83		1,197 Units
Avanteos Investments Limited ACN 096 259 979	Friday, 19 February 2016	3,674.77		561 Units
Avanteos Investments Limited ACN 096 259 979	Friday, 19 February 2016	23,535.59		3,593 Units
Avanteos Investments Limited ACN 096 259 979	Friday, 19 February 2016	596.09		91 Units
Avanteos Investments Limited ACN 096 259 979	Friday, 19 February 2016	903.96		138 Units
Avanteos Investments Limited ACN 096 259 979	Friday, 19 February 2016	3,059.04		467 Units
Avanteos Investments Limited ACN 096 259 979	Friday, 19 February 2016	2,312.29		353 Units
Avanteos Investments Limited ACN 096 259 979	Friday, 19 February	1,644.15		251 Units

979	2016			
Avanteos Investments Limited ACN 096 259 979	Friday, 19 February 2016	949.81		145 Units
Avanteos Investments Limited ACN 096 259 979	Friday, 19 February 2016	1,165.97		178 Units
Avanteos Investments Limited ACN 096 259 979	Friday, 19 February 2016	7,185.79		1,097 Units
Avanteos Investments Limited ACN 096 259 979	Friday, 19 February 2016	615.74		94 Units
Avanteos Investments Limited ACN 096 259 979	Friday, 19 February 2016	707.44		108 Units
Avanteos Investments Limited ACN 096 259 979	Friday, 19 February 2016	1,486.94		227 Units
Avanteos Investments Limited ACN 096 259 979	Friday, 19 February 2016	1,257.68		192 Units
Avanteos Investments Limited ACN 096 259 979	Friday, 19 February 2016	2,633.26		402 Units
Avanteos Investments Limited ACN 096 259 979	Friday, 19 February 2016	1,244.58		190 Units
Avanteos Investments Limited ACN 096 259 979	Friday, 19 February 2016	727.09		111 Units
Avanteos Investments Limited ACN 096 259 979	Friday, 19 February 2016	2,430.20		371 Units
Avanteos Investments Limited ACN 096 259 979	Monday, 22 February 2016	6,179.52		942 Units
Avanteos Investments Limited ACN 096 259 979	Monday, 22 February 2016	2,669.92		407 Units
Avanteos Investments Limited ACN 096 259 979	Monday, 22 February 2016	3,345.60		510 Units

Avanteos Investments Limited ACN 096 259 979	Monday, 22 February 2016	1,482.56		226 Units
Avanteos Investments Limited ACN 096 259 979	Monday, 22 February 2016	1,823.68		278 Units
Avanteos Investments Limited ACN 096 259 979	Monday, 22 February 2016	806.88		123 Units
Avanteos Investments Limited ACN 096 259 979	Monday, 22 February 2016	4,952.80		755 Units
Avanteos Investments Limited ACN 096 259 979	Monday, 22 February 2016	833.12		127 Units
Avanteos Investments Limited ACN 096 259 979	Monday, 22 February 2016	1,876.16		286 Units
Avanteos Investments Limited ACN 096 259 979	Monday, 22 February 2016	4,979.04		759 Units
Avanteos Investments Limited ACN 096 259 979	Monday, 22 February 2016	2,112.32		322 Units
Avanteos Investments Limited ACN 096 259 979	Monday, 22 February 2016	1,830.24		279 Units
Avanteos Investments Limited ACN 096 259 979	Monday, 22 February 2016	1,128.32		172 Units
Avanteos Investments Limited ACN 096 259 979	Monday, 22 February 2016	531.36		81 Units
Avanteos Investments Limited ACN 096 259 979	Monday, 22 February 2016	2,466.56		376 Units
Avanteos Investments Limited ACN 096 259 979	Monday, 22 February 2016	1,666.24		254 Units
Avanteos Investments Limited ACN 096 259 979	Monday, 22 February 2016	6,540.32		997 Units
Avanteos Investments Limited ACN 096 259 979	Monday, 22 February 2016	1,922.08		293 Units

979	2016			
Avanteos Investments Limited ACN 096 259 979	Monday, 22 February 2016	1,062.72		162 Units
Avanteos Investments Limited ACN 096 259 979	Monday, 22 February 2016	2,099.20		320 Units
Avanteos Investments Limited ACN 096 259 979	Monday, 22 February 2016	2,427.20		370 Units
Avanteos Investments Limited ACN 096 259 979	Monday, 22 February 2016	14,543.52		2,217 Units
Avanteos Investments Limited ACN 096 259 979	Monday, 22 February 2016	800.32		122 Units
Avanteos Investments Limited ACN 096 259 979	Monday, 22 February 2016	669.12		102 Units
Avanteos Investments Limited ACN 096 259 979	Monday, 22 February 2016	1,193.92		182 Units
Avanteos Investments Limited ACN 096 259 979	Monday, 22 February 2016	2,827.36		431 Units
Avanteos Investments Limited ACN 096 259 979	Monday, 22 February 2016	1,587.52		242 Units
Avanteos Investments Limited ACN 096 259 979	Monday, 22 February 2016	2,046.72		312 Units
Avanteos Investments Limited ACN 096 259 979	Monday, 22 February 2016	4,506.72		687 Units
Avanteos Investments Limited ACN 096 259 979	Monday, 22 February 2016	649.44		99 Units
Avanteos Investments Limited ACN 096 259 979	Monday, 22 February 2016	1,239.84		189 Units
Avanteos Investments Limited ACN 096 259 979	Monday, 22 February 2016	10,751.84		1,639 Units

Avanteos Investments Limited ACN 096 259 979	Monday, 22 February 2016	2,735.52		417 Units
Avanteos Investments Limited ACN 096 259 979	Monday, 22 February 2016	2,322.24		354 Units
Avanteos Investments Limited ACN 096 259 979	Monday, 22 February 2016	4,631.36		706 Units
Avanteos Investments Limited ACN 096 259 979	Monday, 22 February 2016	649.44		99 Units
Avanteos Investments Limited ACN 096 259 979	Monday, 22 February 2016	1,882.72		287 Units
Avanteos Investments Limited ACN 096 259 979	Tuesday, 23 February 2016	2,768.32		422 Units
Avanteos Investments Limited ACN 096 259 979	Wednesday, 24 February 2016	6,706.71		1,015 Units
Avanteos Investments Limited ACN 096 259 979	Wednesday, 24 February 2016	4,076.89		617 Units
Avanteos Investments Limited ACN 096 259 979	Wednesday, 24 February 2016	3,402.91		515 Units
Avanteos Investments Limited ACN 096 259 979	Wednesday, 24 February 2016	865.60		131 Units
Avanteos Investments Limited ACN 096 259 979	Wednesday, 24 February 2016	4,671.57		707 Units
Avanteos Investments Limited ACN 096 259 979	Wednesday, 24 February 2016	4,281.72		648 Units
Avanteos Investments Limited ACN 096 259 979	Wednesday, 24 February 2016	3,092.36		468 Units
Avanteos Investments Limited ACN 096 259 979	Wednesday, 24 February 2016	6,098.81		923 Units
Avanteos Investments Limited ACN 096 259	Wednesday, 24	8,424.69		1,275 Units

979	February 2016			
Avanteos Investments Limited ACN 096 259 979	Wednesday, 24 February 2016	5,034.99		762 Units
Avanteos Investments Limited ACN 096 259 979	Wednesday, 24 February 2016	4,889.62		740 Units
Avanteos Investments Limited ACN 096 259 979	Wednesday, 24 February 2016	2,649.65		401 Units
Avanteos Investments Limited ACN 096 259 979	Wednesday, 24 February 2016	3,918.31		593 Units
Avanteos Investments Limited ACN 096 259 979	Wednesday, 24 February 2016	4,367.62		661 Units
Avanteos Investments Limited ACN 096 259 979	Wednesday, 24 February 2016	5,167.14		782 Units
Avanteos Investments Limited ACN 096 259 979	Wednesday, 24 February 2016	10,466.44		1,584 Units
Avanteos Investments Limited ACN 096 259 979	Wednesday, 24 February 2016	11,345.25		1,717 Units
Avanteos Investments Limited ACN 096 259 979	Wednesday, 24 February 2016	3,270.76		495 Units
Avanteos Investments Limited ACN 096 259 979	Wednesday, 24 February 2016	9,514.94		1,440 Units
Avanteos Investments Limited ACN 096 259 979	Wednesday, 24 February 2016	4,037.24		611 Units
Avanteos Investments Limited ACN 096 259 979	Wednesday, 24 February 2016	4,017.42		608 Units
Avanteos Investments Limited ACN 096 259 979	Wednesday, 24 February 2016	1,149.72		174 Units
Avanteos Investments Limited ACN 096 259 979	Wednesday, 24 February 2016	10,882.72		1,647 Units

Avanteos Investments Limited ACN 096 259 979	Wednesday, 24 February 2016	6,092.21		922 Units
Avanteos Investments Limited ACN 096 259 979	Wednesday, 24 February 2016	1,460.28		221 Units
Avanteos Investments Limited ACN 096 259 979	Wednesday, 24 February 2016	3,059.32		463 Units
Avanteos Investments Limited ACN 096 259 979	Wednesday, 24 February 2016	4,129.75		625 Units
Avanteos Investments Limited ACN 096 259 979	Wednesday, 24 February 2016	1,757.62		266 Units
Avanteos Investments Limited ACN 096 259 979	Wednesday, 24 February 2016	1,988.89		301 Units
Avanteos Investments Limited ACN 096 259 979	Wednesday, 24 February 2016	5,015.17		759 Units
Avanteos Investments Limited ACN 096 259 979	Wednesday, 24 February 2016	8,933.48		1,352 Units
Avanteos Investments Limited ACN 096 259 979	Wednesday, 24 February 2016	7,017.27		1,062 Units
Avanteos Investments Limited ACN 096 259 979	Wednesday, 24 February 2016	16,287.73		2,465 Units
Avanteos Investments Limited ACN 096 259 979	Wednesday, 24 February 2016	6,112.03		925 Units
Avanteos Investments Limited ACN 096 259 979	Wednesday, 24 February 2016	2,510.89		380 Units
Avanteos Investments Limited ACN 096 259 979	Wednesday, 24 February 2016	3,468.99		525 Units
Avanteos Investments Limited ACN 096 259 979	Wednesday, 24 February 2016	5,794.87		877 Units
Avanteos Investments Limited ACN 096 259	Wednesday, 24	5,735.40		868 Units

979	February 2016			
Avanteos Investments Limited ACN 096 259 979	Wednesday, 24 February 2016	3,581.32		542 Units
Avanteos Investments Limited ACN 096 259 979	Wednesday, 24 February 2016	6,389.55		967 Units
Avanteos Investments Limited ACN 096 259 979	Wednesday, 24 February 2016	1,063.82		161 Units
Avanteos Investments Limited ACN 096 259 979	Wednesday, 24 February 2016	3,706.86		561 Units
Avanteos Investments Limited ACN 096 259 979	Wednesday, 24 February 2016	3,085.75		467 Units
Avanteos Investments Limited ACN 096 259 979	Wednesday, 24 February 2016	4,248.69		643 Units
Avanteos Investments Limited ACN 096 259 979	Wednesday, 24 February 2016	1,037.39		157 Units
Avanteos Investments Limited ACN 096 259 979	Wednesday, 24 February 2016	5,431.45		822 Units
Avanteos Investments Limited ACN 096 259 979	Wednesday, 24 February 2016	4,737.65		717 Units
Avanteos Investments Limited ACN 096 259 979	Wednesday, 24 February 2016	1,407.42		213 Units
Avanteos Investments Limited ACN 096 259 979	Wednesday, 24 February 2016	22,895.33		3,465 Units
Avanteos Investments Limited ACN 096 259 979	Wednesday, 24 February 2016	12,785.71		1,935 Units
Avanteos Investments Limited ACN 096 259 979	Wednesday, 24 February 2016	3,845.62		582 Units
Avanteos Investments Limited ACN 096 259 979	Wednesday, 24 February 2016	9,475.30		1,434 Units

Avanteos Investments Limited ACN 096 259 979	Wednesday, 24 February 2016	8,133.96		1,231 Units
Avanteos Investments Limited ACN 096 259 979	Wednesday, 24 February 2016	3,535.07		535 Units
Avanteos Investments Limited ACN 096 259 979	Wednesday, 24 February 2016	24,349.01		3,685 Units
Avanteos Investments Limited ACN 096 259 979	Wednesday, 24 February 2016	3,231.12		489 Units
Avanteos Investments Limited ACN 096 259 979	Wednesday, 24 February 2016	2,259.80		342 Units
Avanteos Investments Limited ACN 096 259 979	Wednesday, 24 February 2016	2,385.34		361 Units
Avanteos Investments Limited ACN 096 259 979	Wednesday, 24 February 2016	2,180.51		330 Units
Avanteos Investments Limited ACN 096 259 979	Wednesday, 24 February 2016	22,069.38		3,340 Units
Avanteos Investments Limited ACN 096 259 979	Wednesday, 24 February 2016	1,942.63		294 Units
Avanteos Investments Limited ACN 096 259 979	Wednesday, 24 February 2016	1,803.87		273 Units
Avanteos Investments Limited ACN 096 259 979	Wednesday, 24 February 2016	2,709.12		410 Units
Avanteos Investments Limited ACN 096 259 979	Wednesday, 24 February 2016	3,198.08		484 Units
Avanteos Investments Limited ACN 096 259 979	Wednesday, 24 February 2016	6,336.69		959 Units
Avanteos Investments Limited ACN 096 259 979	Wednesday, 24 February 2016	1,229.01		186 Units
Avanteos Investments Limited ACN 096 259	Wednesday, 24	6,878.51		1,041 Units

979	February 2016			
Avanteos Investments Limited ACN 096 259 979	Wednesday, 24 February 2016	3,799.37		575 Units
Avanteos Investments Limited ACN 096 259 979	Wednesday, 24 February 2016	4,625.32		700 Units
Avanteos Investments Limited ACN 096 259 979	Wednesday, 24 February 2016	5,867.55		888 Units
Avanteos Investments Limited ACN 096 259 979	Wednesday, 24 February 2016	5,127.50		776 Units
Avanteos Investments Limited ACN 096 259 979	Wednesday, 24 February 2016	5,200.18		787 Units
Avanteos Investments Limited ACN 096 259 979	Wednesday, 24 February 2016	7,796.97		1,180 Units
Avanteos Investments Limited ACN 096 259 979	Wednesday, 24 February 2016	6,726.54		1,018 Units
Avanteos Investments Limited ACN 096 259 979	Wednesday, 24 February 2016	6,178.11		935 Units
Avanteos Investments Limited ACN 096 259 979	Wednesday, 24 February 2016	7,823.40		1,184 Units
Avanteos Investments Limited ACN 096 259 979	Wednesday, 24 February 2016	3,270.76		495 Units
Avanteos Investments Limited ACN 096 259 979	Wednesday, 24 February 2016	1,347.95		204 Units
Avanteos Investments Limited ACN 096 259 979	Wednesday, 24 February 2016	7,096.56		1,074 Units
Avanteos Investments Limited ACN 096 259 979	Wednesday, 24 February 2016	4,744.26		718 Units
Avanteos Investments Limited ACN 096 259 979	Wednesday, 24 February 2016	1,638.68		248 Units

Avanteos Investments Limited ACN 096 259 979	Thursday, 25 February 2016	3,701.53		561 Units
Avanteos Investments Limited ACN 096 259 979	Thursday, 25 February 2016	2,758.01		418 Units
Avanteos Investments Limited ACN 096 259 979	Friday, 26 February 2016	5,028.10		770 Units
Avanteos Investments Limited ACN 096 259 979	Friday, 26 February 2016	2,115.72		324 Units
Avanteos Investments Limited ACN 096 259 979	Monday, 29 February 2016	6,265.81		964 Units
Avanteos Investments Limited ACN 096 259 979	Monday, 29 February 2016	2,027.94		312 Units
Avanteos Investments Limited ACN 096 259 979	Monday, 29 February 2016	1,572.95		242 Units
Avanteos Investments Limited ACN 096 259 979	Monday, 29 February 2016	33,857.46		5,209 Units
Avanteos Investments Limited ACN 096 259 979	Monday, 29 February 2016	16,554.99		2,547 Units
Avanteos Investments Limited ACN 096 259 979	Monday, 29 February 2016	2,313.93		356 Units
Avanteos Investments Limited ACN 096 259 979	Monday, 29 February 2016	9,567.71		1,472 Units
Avanteos Investments Limited ACN 096 259 979	Monday, 29 February 2016	4,036.38		621 Units
Avanteos Investments Limited ACN 096 259 979	Monday, 29 February 2016	6,389.30		983 Units
Avanteos Investments Limited ACN 096 259 979	Monday, 29 February 2016	4,471.86		688 Units
Avanteos Investments Limited ACN 096 259 979	Monday, 29 February 2016	8,924.23		1,373 Units

979	2016			
Avanteos Investments Limited ACN 096 259 979	Monday, 29 February 2016	2,131.93		328 Units
Avanteos Investments Limited ACN 096 259 979	Monday, 29 February 2016	1,104.97		170 Units
Avanteos Investments Limited ACN 096 259 979	Monday, 29 February 2016	3,678.89		566 Units
Avanteos Investments Limited ACN 096 259 979	Monday, 29 February 2016	4,042.88		622 Units
Avanteos Investments Limited ACN 096 259 979	Monday, 29 February 2016	2,008.44		309 Units
Avanteos Investments Limited ACN 096 259 979	Monday, 29 February 2016	6,337.30		975 Units
Avanteos Investments Limited ACN 096 259 979	Monday, 29 February 2016	8,313.24		1,279 Units
Avanteos Investments Limited ACN 096 259 979	Monday, 29 February 2016	2,840.41		437 Units
Avanteos Investments Limited ACN 096 259 979	Monday, 29 February 2016	4,523.86		696 Units
Avanteos Investments Limited ACN 096 259 979	Monday, 29 February 2016	4,556.36		701 Units
Avanteos Investments Limited ACN 096 259 979	Monday, 29 February 2016	3,535.89		544 Units
Avanteos Investments Limited ACN 096 259 979	Monday, 29 February 2016	6,005.82		924 Units
Avanteos Investments Limited ACN 096 259 979	Monday, 29 February 2016	2,255.43		347 Units
Avanteos Investments Limited ACN 096 259 979	Monday, 29 February 2016	13,435.09		2,067 Units

Avanteos Investments Limited ACN 096 259 979	Monday, 29 February 2016	4,315.87		664 Units
Avanteos Investments Limited ACN 096 259 979	Monday, 29 February 2016	1,709.45		263 Units
Avanteos Investments Limited ACN 096 259 979	Monday, 29 February 2016	3,178.40		489 Units
Avanteos Investments Limited ACN 096 259 979	Monday, 29 February 2016	11,114.66		1,710 Units
Avanteos Investments Limited ACN 096 259 979	Monday, 29 February 2016	1,702.95		262 Units
Avanteos Investments Limited ACN 096 259 979	Monday, 29 February 2016	12,434.12		1,913 Units
Avanteos Investments Limited ACN 096 259 979	Monday, 29 February 2016	4,224.87		650 Units
Avanteos Investments Limited ACN 096 259 979	Monday, 29 February 2016	7,637.26		1,175 Units
Avanteos Investments Limited ACN 096 259 979	Monday, 29 February 2016	1,806.94		278 Units
Avanteos Investments Limited ACN 096 259 979	Monday, 29 February 2016	2,515.42		387 Units
Avanteos Investments Limited ACN 096 259 979	Monday, 29 February 2016	2,612.92		402 Units
Avanteos Investments Limited ACN 096 259 979	Monday, 29 February 2016	3,600.89		554 Units
Avanteos Investments Limited ACN 096 259 979	Monday, 29 February 2016	3,503.39		539 Units
Avanteos Investments Limited ACN 096 259 979	Monday, 29 February 2016	7,910.26		1,217 Units
Avanteos Investments Limited ACN 096 259 979	Monday, 29 February 2016	16,054.51		2,470 Units

979	2016			
Avanteos Investments Limited ACN 096 259 979	Monday, 29 February 2016	8,644.73		1,330 Units
Avanteos Investments Limited ACN 096 259 979	Monday, 29 February 2016	2,794.91		430 Units
Avanteos Investments Limited ACN 096 259 979	Monday, 29 February 2016	1,657.45		255 Units
Avanteos Investments Limited ACN 096 259 979	Monday, 29 February 2016	2,833.91		436 Units
Avanteos Investments Limited ACN 096 259 979	Monday, 29 February 2016	5,739.32		883 Units
Avanteos Investments Limited ACN 096 259 979	Monday, 29 February 2016	3,106.90		478 Units
Avanteos Investments Limited ACN 096 259 979	Monday, 29 February 2016	5,076.34		781 Units
Avanteos Investments Limited ACN 096 259 979	Monday, 29 February 2016	3,535.89		544 Units
Avanteos Investments Limited ACN 096 259 979	Monday, 29 February 2016	9,398.71		1,446 Units
Avanteos Investments Limited ACN 096 259 979	Monday, 29 February 2016	4,972.35		765 Units
Avanteos Investments Limited ACN 096 259 979	Monday, 29 February 2016	4,328.87		666 Units
Avanteos Investments Limited ACN 096 259 979	Monday, 29 February 2016	11,329.15		1,743 Units
Avanteos Investments Limited ACN 096 259 979	Monday, 29 February 2016	3,626.89		558 Units
Avanteos Investments Limited ACN 096 259 979	Monday, 29 February 2016	2,820.91		434 Units

Avanteos Investments Limited ACN 096 259 979	Monday, 29 February 2016	8,839.73		1,360 Units
Avanteos Investments Limited ACN 096 259 979	Monday, 29 February 2016	8,183.25		1,259 Units
Avanteos Investments Limited ACN 096 259 979	Monday, 29 February 2016	435.49		67 Units
Avanteos Investments Limited ACN 096 259 979	Monday, 29 February 2016	3,405.90		524 Units
Avanteos Investments Limited ACN 096 259 979	Monday, 29 February 2016	27,838.64		4,283 Units
Avanteos Investments Limited ACN 096 259 979	Monday, 29 February 2016	8,839.73		1,360 Units
Avanteos Investments Limited ACN 096 259 979	Monday, 29 February 2016	3,288.90		506 Units
Avanteos Investments Limited ACN 096 259 979	Monday, 29 February 2016	4,172.87		642 Units
Avanteos Investments Limited ACN 096 259 979	Monday, 29 February 2016	6,558.30		1,009 Units
Avanteos Investments Limited ACN 096 259 979	Tuesday, 1 March 2016	9,317.41		1,414 Units
Avanteos Investments Limited ACN 096 259 979	Tuesday, 1 March 2016	10,622.11		1,612 Units
Avanteos Investments Limited ACN 096 259 979	Tuesday, 1 March 2016	2,352.42		357 Units
Avanteos Investments Limited ACN 096 259 979	Tuesday, 1 March 2016	8,500.33		1,290 Units
Avanteos Investments Limited ACN 096 259 979	Tuesday, 1 March 2016	5,199.04		789 Units
Avanteos Investments Limited ACN 096 259 979	Tuesday, 1 March 2016	1,067.48		162 Units

979				
Avanteos Investments Limited ACN 096 259 979	Tuesday, 1 March 2016	3,321.06		504 Units
Avanteos Investments Limited ACN 096 259 979	Tuesday, 1 March 2016	11,320.59		1,718 Units
Avanteos Investments Limited ACN 096 259 979	Tuesday, 1 March 2016	4,184.27		635 Units
Avanteos Investments Limited ACN 096 259 979	Tuesday, 1 March 2016	757.78		115 Units
Avanteos Investments Limited ACN 096 259 979	Tuesday, 1 March 2016	4,059.07		616 Units
Avanteos Investments Limited ACN 096 259 979	Tuesday, 1 March 2016	7,406.49		1,124 Units
Avanteos Investments Limited ACN 096 259 979	Tuesday, 1 March 2016	7,927.05		1,203 Units
Avanteos Investments Limited ACN 096 259 979	Tuesday, 1 March 2016	5,963.41		905 Units
Avanteos Investments Limited ACN 096 259 979	Tuesday, 1 March 2016	8,190.62		1,243 Units
Avanteos Investments Limited ACN 096 259 979	Tuesday, 1 March 2016	5,027.71		763 Units
Avanteos Investments Limited ACN 096 259 979	Tuesday, 1 March 2016	12,111.32		1,838 Units
Avanteos Investments Limited ACN 096 259 979	Tuesday, 1 March 2016	2,596.22		394 Units
Avanteos Investments Limited ACN 096 259 979	Tuesday, 1 March 2016	7,044.07		1,069 Units
Avanteos Investments Limited ACN 096 259 979	Tuesday, 1 March 2016	4,217.22		640 Units

Avanteos Investments Limited ACN 096 259 979	Tuesday, 1 March 2016	3,980.00		604 Units
Avanteos Investments Limited ACN 096 259 979	Tuesday, 1 March 2016	4,138.14		628 Units
Avanteos Investments Limited ACN 096 259 979	Tuesday, 1 March 2016	5,897.51		895 Units
Avanteos Investments Limited ACN 096 259 979	Tuesday, 1 March 2016	5,502.15		835 Units
Avanteos Investments Limited ACN 096 259 979	Tuesday, 1 March 2016	13,501.68		2,049 Units
Avanteos Investments Limited ACN 096 259 979	Tuesday, 1 March 2016	3,314.47		503 Units
Avanteos Investments Limited ACN 096 259 979	Tuesday, 1 March 2016	3,466.02		526 Units
Avanteos Investments Limited ACN 096 259 979	Tuesday, 1 March 2016	4,961.82		753 Units
Avanteos Investments Limited ACN 096 259 979	Tuesday, 1 March 2016	10,167.44		1,543 Units
Avanteos Investments Limited ACN 096 259 979	Tuesday, 1 March 2016	2,391.95		363 Units
Avanteos Investments Limited ACN 096 259 979	Tuesday, 1 March 2016	21,494.62		3,262 Units
Avanteos Investments Limited ACN 096 259 979	Tuesday, 1 March 2016	10,055.42		1,526 Units
Avanteos Investments Limited ACN 096 259 979	Tuesday, 1 March 2016	11,076.78		1,681 Units
Avanteos Investments Limited ACN 096 259 979	Tuesday, 1 March 2016	14,391.25		2,184 Units
Avanteos Investments Limited ACN 096 259 979	Tuesday, 1 March 2016	1,367.60		208 Units

979				
Avanteos Investments Limited ACN 096 259 979	Wednesday, 2 March 2016	1,938.88		292 Units
Avanteos Investments Limited ACN 096 259 979	Wednesday, 2 March 2016	4,296.08		647 Units
Avanteos Investments Limited ACN 096 259 979	Wednesday, 2 March 2016	1,467.44		221 Units
Avanteos Investments Limited ACN 096 259 979	Wednesday, 2 March 2016	1,786.16		269 Units
Avanteos Investments Limited ACN 096 259 979	Wednesday, 2 March 2016	1,108.88		167 Units
Avanteos Investments Limited ACN 096 259 979	Friday, 4 March 2016	2,986.35		459 Units
Avanteos Investments Limited ACN 096 259 979	Monday, 7 March 2016	6,192.00		960 Units
Avanteos Investments Limited ACN 096 259 979	Tuesday, 8 March 2016	7,035.16		1,084 Units
Avanteos Investments Limited ACN 096 259 979	Friday, 11 March 2016	7,052.50		1,052 Units
Avanteos Investments Limited ACN 096 259 979	Wednesday, 16 March 2016	8,329.48		1,263 Units
Avanteos Investments Limited ACN 096 259 979	Wednesday, 16 March 2016	4,372.50		660 Units
Avanteos Investments Limited ACN 096 259 979	Monday, 21 March 2016	5,853.98		877 Units
Avanteos Investments Limited ACN 096 259 979	Thursday, 24 March 2016	4,000.60		595 Units
Avanteos Investments Limited ACN 096 259 979	Thursday, 24 March 2016	3,072.73		457 Units

Avanteos Investments Limited ACN 096 259 979	Tuesday, 29 March 2016	2,641.76		397 Units
Avanteos Investments Limited ACN 096 259 979	Thursday, 31 March 2016	1,881.30		281 Units
Avanteos Investments Limited ACN 096 259 979	Monday, 4 April 2016	1,077.43		163 Units
Avanteos Investments Limited ACN 096 259 979	Monday, 4 April 2016	1,512.57		229 Units
Avanteos Investments Limited ACN 096 259 979	Wednesday, 6 April 2016	1,791.31		271 Units
Avanteos Investments Limited ACN 096 259 979	Thursday, 7 April 2016	2,613.60		396 Units
Avanteos Investments Limited ACN 096 259 979	Thursday, 7 April 2016	4,481.40		679 Units
Avanteos Investments Limited ACN 096 259 979	Thursday, 7 April 2016	7,194.00		1,090 Units
Avanteos Investments Limited ACN 096 259 979	Monday, 7 December 2015	9,004.26		1,457 Units
Avanteos Investments Limited ACN 096 259 979	Monday, 7 December 2015	6,942.78		1,118 Units
Avanteos Investments Limited ACN 096 259 979	Monday, 7 December 2015	6,935.94		1,116 Units
Avanteos Investments Limited ACN 096 259 979	Monday, 7 December 2015	3,519.95		565 Units
Avanteos Investments Limited ACN 096 259 979	Monday, 7 December 2015	4,616.25		750 Units
Avanteos Investments Limited ACN 096 259 979	Tuesday, 8 December 2015	21,322.16		3,428 Units
Avanteos Investments Limited ACN 096 259 979	Wednesday, 9	2,590.03		417 Units

979	December 2015			
Avanteos Investments Limited ACN 096 259 979	Wednesday, 9 December 2015	2,111.77		340 Units
Avanteos Investments Limited ACN 096 259 979	Wednesday, 9 December 2015	5,695.58		917 Units
Avanteos Investments Limited ACN 096 259 979	Wednesday, 9 December 2015	1,558.99		251 Units
Avanteos Investments Limited ACN 096 259 979	Wednesday, 9 December 2015	5,527.88		890 Units
Avanteos Investments Limited ACN 096 259 979	Wednesday, 9 December 2015	8,329.09		1,341 Units
Avanteos Investments Limited ACN 096 259 979	Wednesday, 9 December 2015	3,813.62		614 Units
Avanteos Investments Limited ACN 096 259 979	Wednesday, 9 December 2015	9,148.95		1,473 Units
Avanteos Investments Limited ACN 096 259 979	Wednesday, 9 December 2015	7,136.55		1,149 Units
Avanteos Investments Limited ACN 096 259 979	Wednesday, 9 December 2015	4,981.30		802 Units
Avanteos Investments Limited ACN 096 259 979	Wednesday, 9 December 2015	1,055.89		170 Units
Avanteos Investments Limited ACN 096 259 979	Wednesday, 9 December 2015	3,211.14		517 Units
Avanteos Investments Limited ACN 096 259 979	Wednesday, 9 December 2015	3,701.82		596 Units
Avanteos Investments Limited ACN 096 259 979	Wednesday, 9 December 2015	6,192.47		997 Units
Avanteos Investments Limited ACN 096 259 979	Wednesday, 9 December 2015	1,310.54		211 Units

Avanteos Investments Limited ACN 096 259 979	Wednesday, 9 December 2015	3,999.95		644 Units
Avanteos Investments Limited ACN 096 259 979	Wednesday, 9 December 2015	3,385.05		545 Units
Avanteos Investments Limited ACN 096 259 979	Wednesday, 9 December 2015	7,099.29		1,143 Units
Avanteos Investments Limited ACN 096 259 979	Wednesday, 9 December 2015	2,049.66		330 Units
Avanteos Investments Limited ACN 096 259 979	Wednesday, 9 December 2015	2,397.48		386 Units
Avanteos Investments Limited ACN 096 259 979	Wednesday, 9 December 2015	2,161.46		348 Units
Avanteos Investments Limited ACN 096 259 979	Wednesday, 9 December 2015	3,055.86		492 Units
Avanteos Investments Limited ACN 096 259 979	Wednesday, 9 December 2015	4,919.19		792 Units
Avanteos Investments Limited ACN 096 259 979	Wednesday, 9 December 2015	9,819.75		1,581 Units
Avanteos Investments Limited ACN 096 259 979	Wednesday, 9 December 2015	6,285.63		1,012 Units
Avanteos Investments Limited ACN 096 259 979	Wednesday, 9 December 2015	5,304.28		854 Units
Avanteos Investments Limited ACN 096 259 979	Wednesday, 9 December 2015	3,670.76		591 Units
Avanteos Investments Limited ACN 096 259 979	Wednesday, 9 December 2015	3,378.84		544 Units
Avanteos Investments Limited ACN 096 259 979	Wednesday, 9 December 2015	4,372.61		704 Units
Avanteos Investments Limited ACN 096 259	Thursday, 10 December	5,789.06		956 Units

979	2015			
Avanteos Investments Limited ACN 096 259 979	Thursday, 10 December 2015	11,257.17		1,859 Units
Avanteos Investments Limited ACN 096 259 979	Thursday, 10 December 2015	3,705.97		612 Units
Avanteos Investments Limited ACN 096 259 979	Thursday, 10 December 2015	2,464.59		407 Units
Avanteos Investments Limited ACN 096 259 979	Thursday, 10 December 2015	3,064.08		506 Units
Avanteos Investments Limited ACN 096 259 979	Thursday, 10 December 2015	5,704.28		942 Units
Avanteos Investments Limited ACN 096 259 979	Thursday, 10 December 2015	5,552.89		917 Units
Avanteos Investments Limited ACN 096 259 979	Thursday, 10 December 2015	10,239.85		1,691 Units
Avanteos Investments Limited ACN 096 259 979	Thursday, 10 December 2015	9,125.64		1,507 Units
Avanteos Investments Limited ACN 096 259 979	Thursday, 10 December 2015	6,309.83		1,042 Units
Avanteos Investments Limited ACN 096 259 979	Thursday, 10 December 2015	6,443.05		1,064 Units
Avanteos Investments Limited ACN 096 259 979	Thursday, 10 December 2015	5,334.90		881 Units
Avanteos Investments Limited ACN 096 259 979	Thursday, 10 December 2015	4,390.24		725 Units
Avanteos Investments Limited ACN 096 259 979	Thursday, 10 December 2015	4,420.52		730 Units
Avanteos Investments Limited ACN 096 259 979	Thursday, 10 December 2015	1,628.93		269 Units

Avanteos Investments Limited ACN 096 259 979	Thursday, 10 December 2015	4,462.90		737 Units
Avanteos Investments Limited ACN 096 259 979	Thursday, 10 December 2015	6,400.66		1,057 Units
Avanteos Investments Limited ACN 096 259 979	Thursday, 10 December 2015	3,766.52		622 Units
Avanteos Investments Limited ACN 096 259 979	Thursday, 10 December 2015	4,974.90		805 Units
Avanteos Investments Limited ACN 096 259 979	Thursday, 10 December 2015	2,978.76		482 Units
Avanteos Investments Limited ACN 096 259 979	Thursday, 10 December 2015	3,986.10		645 Units
Avanteos Investments Limited ACN 096 259 979	Thursday, 10 December 2015	2,999.72		485 Units
Avanteos Investments Limited ACN 096 259 979	Thursday, 10 December 2015	3,415.30		564 Units
Avanteos Investments Limited ACN 096 259 979	Thursday, 10 December 2015	2,434.31		402 Units
Avanteos Investments Limited ACN 096 259 979	Thursday, 10 December 2015	2,222.37		367 Units
Avanteos Investments Limited ACN 096 259 979	Thursday, 10 December 2015	3,051.97		504 Units
Avanteos Investments Limited ACN 096 259 979	Thursday, 10 December 2015	2,755.25		455 Units
Avanteos Investments Limited ACN 096 259 979	Thursday, 10 December 2015	3,590.91		593 Units
Avanteos Investments Limited ACN 096 259 979	Thursday, 10 December 2015	3,203.36		529 Units
Avanteos Investments Limited ACN 096 259 979	Thursday, 10 December 2015	4,983.68		823 Units

979	2015			
Avanteos Investments Limited ACN 096 259 979	Thursday, 10 December 2015	6,539.94		1,080 Units
Avanteos Investments Limited ACN 096 259 979	Thursday, 10 December 2015	7,345.32		1,213 Units
Avanteos Investments Limited ACN 096 259 979	Thursday, 10 December 2015	865.94		143 Units
Avanteos Investments Limited ACN 096 259 979	Thursday, 10 December 2015	6,097.89		1,007 Units
Avanteos Investments Limited ACN 096 259 979	Thursday, 10 December 2015	2,942.97		486 Units
Avanteos Investments Limited ACN 096 259 979	Thursday, 10 December 2015	1,507.82		249 Units
Avanteos Investments Limited ACN 096 259 979	Thursday, 10 December 2015	4,983.68		823 Units
Avanteos Investments Limited ACN 096 259 979	Thursday, 10 December 2015	2,840.03		469 Units
Avanteos Investments Limited ACN 096 259 979	Thursday, 10 December 2015	8,744.14		1,444 Units
Avanteos Investments Limited ACN 096 259 979	Thursday, 10 December 2015	1,471.49		243 Units
Avanteos Investments Limited ACN 096 259 979	Friday, 11 December 2015	3,177.23		523 Units
Avanteos Investments Limited ACN 096 259 979	Friday, 11 December 2015	6,548.85		1,078 Units
Avanteos Investments Limited ACN 096 259 979	Friday, 11 December 2015	19,886.93		3,271 Units
Avanteos Investments Limited ACN 096 259 979	Friday, 11 December 2015	24,855.04		4,088 Units

Avanteos Investments Limited ACN 096 259 979	Monday, 14 December 2015	34,836.20		5,845 Units
Avanteos Investments Limited ACN 096 259 979	Tuesday, 15 December 2015	12,247.26		2,021 Units
Avanteos Investments Limited ACN 096 259 979	Wednesday, 16 December 2015	11,254.50		1,830 Units
Avanteos Investments Limited ACN 096 259 979	Thursday, 17 December 2015	16,821.00		2,670 Units
Avanteos Investments Limited ACN 096 259 979	Monday, 21 December 2015	9,251.14		1,479 Units
Avanteos Investments Limited ACN 096 259 979	Monday, 21 December 2015	7,995.58		1,282 Units
Avanteos Investments Limited ACN 096 259 979	Tuesday, 22 December 2015	14,166.54		2,238 Units
Avanteos Investments Limited ACN 096 259 979	Tuesday, 22 December 2015	8,921.64		1,421 Units
Avanteos Investments Limited ACN 096 259 979	Tuesday, 22 December 2015	13,596.20		2,165 Units
Avanteos Investments Limited ACN 096 259 979	Wednesday, 23 December 2015	2,156.88		344 Units
Avanteos Investments Limited ACN 096 259 979	Thursday, 24 December 2015	13,821.20		2,180 Units
Avanteos Investments Limited ACN 096 259 979	Wednesday, 30 December 2015	6,045.84		933 Units
Avanteos Investments Limited ACN 096 259 979	Wednesday, 30 December 2015	6,124.08		948 Units
Avanteos Investments Limited ACN 096 259 979	Wednesday, 30 December 2015	3,792.60		588 Units
Avanteos Investments Limited ACN 096 259 979	Tuesday, 5 January	7,048.76		1,126 Units

979	2016			
Avanteos Investments Limited ACN 096 259 979	Thursday, 7 January 2016	3,228.18		519 Units
Avanteos Investments Limited ACN 096 259 979	Monday, 11 January 2016	4,888.35		810 Units
Avanteos Investments Limited ACN 096 259 979	Monday, 11 January 2016	4,056.00		676 Units
Avanteos Investments Limited ACN 096 259 979	Monday, 11 January 2016	21,150.76		3,428 Units
Avanteos Investments Limited ACN 096 259 979	Monday, 11 January 2016	9,125.43		1,479 Units
Avanteos Investments Limited ACN 096 259 979	Monday, 11 January 2016	21,150.76		3,428 Units
Avanteos Investments Limited ACN 096 259 979	Tuesday, 12 January 2016	3,149.82		513 Units
Avanteos Investments Limited ACN 096 259 979	Tuesday, 12 January 2016	8,568.00		1,400 Units
Avanteos Investments Limited ACN 096 259 979	Tuesday, 12 January 2016	6,693.96		1,092 Units
Avanteos Investments Limited ACN 096 259 979	Tuesday, 12 January 2016	3,449.03		559 Units
Avanteos Investments Limited ACN 096 259 979	Wednesday, 13 January 2016	4,972.40		802 Units
Avanteos Investments Limited ACN 096 259 979	Wednesday, 13 January 2016	1,977.60		320 Units
Avanteos Investments Limited ACN 096 259 979	Wednesday, 13 January 2016	2,682.12		434 Units
Avanteos Investments Limited ACN 096 259 979	Wednesday, 13 January 2016	4,096.88		664 Units

Avanteos Investments Limited ACN 096 259 979	Wednesday, 20 January 2016	7,988.50		1,300 Units
Avanteos Investments Limited ACN 096 259 979	Friday, 22 January 2016	3,584.68		593 Units
Avanteos Investments Limited ACN 096 259 979	Wednesday, 27 January 2016	17,141.68		2,824 Units
Avanteos Investments Limited ACN 096 259 979	Wednesday, 27 January 2016	15,686.10		2,580 Units
Avanteos Investments Limited ACN 096 259 979	Wednesday, 27 January 2016	13,573.47		2,238 Units
Avanteos Investments Limited ACN 096 259 979	Wednesday, 27 January 2016	8,897.49		1,461 Units
Avanteos Investments Limited ACN 096 259 979	Thursday, 28 January 2016	5,858.80		970 Units
Avanteos Investments Limited ACN 096 259 979	Friday, 29 January 2016	6,688.00		1,100 Units
Avanteos Investments Limited ACN 096 259 979	Friday, 29 January 2016	3,155.52		519 Units
Avanteos Investments Limited ACN 096 259 979	Monday, 1 February 2016	4,425.85		715 Units
Avanteos Investments Limited ACN 096 259 979	Monday, 1 February 2016	20,842.24		3,428 Units
Avanteos Investments Limited ACN 096 259 979	Monday, 1 February 2016	1,794.54		291 Units
Avanteos Investments Limited ACN 096 259 979	Wednesday, 3 February 2016	19,250.49		3,161 Units
Avanteos Investments Limited ACN 096 259 979	Wednesday, 3 February 2016	6,809.00		1,100 Units
Avanteos Investments Limited ACN 096 259 979	Friday, 5 February 2016	6,823.03		1,138 Units

979				
Avanteos Investments Limited ACN 096 259 979	Friday, 5 February 2016	3,976.02		666 Units
Avanteos Investments Limited ACN 096 259 979	Friday, 5 February 2016	9,979.34		1,666 Units
Avanteos Investments Limited ACN 096 259 979	Thursday, 11 February 2016	7,005.74		1,141 Units
Avanteos Investments Limited ACN 096 259 979	Friday, 12 February 2016	8,983.04		1,408 Units
Avanteos Investments Limited ACN 096 259 979	Friday, 19 February 2016	805.38		123 Units
Avanteos Investments Limited ACN 096 259 979	Friday, 19 February 2016	1,532.19		234 Units
Avanteos Investments Limited ACN 096 259 979	Friday, 19 February 2016	563.11		86 Units
Avanteos Investments Limited ACN 096 259 979	Friday, 19 February 2016	1,361.94		208 Units
Avanteos Investments Limited ACN 096 259 979	Friday, 19 February 2016	1,394.68		213 Units
Avanteos Investments Limited ACN 096 259 979	Friday, 19 February 2016	3,889.39		594 Units
Avanteos Investments Limited ACN 096 259 979	Friday, 19 February 2016	1,447.06		221 Units
Avanteos Investments Limited ACN 096 259 979	Friday, 19 February 2016	6,275.90		970 Units
Avanteos Investments Limited ACN 096 259 979	Friday, 19 February 2016	3,989.40		610 Units
Avanteos Investments Limited ACN 096 259 979	Friday, 19 February 2016	589.30		90 Units

Avanteos Investments Limited ACN 096 259 979	Friday, 19 February 2016	766.09		117 Units
Avanteos Investments Limited ACN 096 259 979	Friday, 19 February 2016	628.59		96 Units
Avanteos Investments Limited ACN 096 259 979	Friday, 19 February 2016	955.98		146 Units
Avanteos Investments Limited ACN 096 259 979	Friday, 19 February 2016	753.00		115 Units
Avanteos Investments Limited ACN 096 259 979	Friday, 19 February 2016	1,250.63		191 Units
Avanteos Investments Limited ACN 096 259 979	Friday, 19 February 2016	720.26		110 Units
Avanteos Investments Limited ACN 096 259 979	Friday, 19 February 2016	563.11		86 Units
Avanteos Investments Limited ACN 096 259 979	Friday, 19 February 2016	1,748.26		267 Units
Avanteos Investments Limited ACN 096 259 979	Friday, 19 February 2016	6,331.72		967 Units
Avanteos Investments Limited ACN 096 259 979	Friday, 19 February 2016	1,564.92		239 Units
Avanteos Investments Limited ACN 096 259 979	Friday, 19 February 2016	635.14		97 Units
Avanteos Investments Limited ACN 096 259 979	Friday, 19 February 2016	1,911.96		292 Units
Avanteos Investments Limited ACN 096 259 979	Friday, 19 February 2016	857.76		131 Units
Avanteos Investments Limited ACN 096 259 979	Friday, 19 February 2016	3,764.99		575 Units
Avanteos Investments Limited ACN 096 259 979	Friday, 19 February 2016	1,152.41		176 Units

979	2016			
Avanteos Investments Limited ACN 096 259 979	Friday, 19 February 2016	1,433.97		219 Units
Avanteos Investments Limited ACN 096 259 979	Friday, 19 February 2016	1,767.91		270 Units
Avanteos Investments Limited ACN 096 259 979	Friday, 19 February 2016	1,276.82		195 Units
Avanteos Investments Limited ACN 096 259 979	Friday, 19 February 2016	969.07		148 Units
Avanteos Investments Limited ACN 096 259 979	Friday, 19 February 2016	1,466.71		224 Units
Avanteos Investments Limited ACN 096 259 979	Friday, 19 February 2016	680.97		104 Units
Avanteos Investments Limited ACN 096 259 979	Friday, 19 February 2016	1,486.35		227 Units
Avanteos Investments Limited ACN 096 259 979	Friday, 19 February 2016	1,866.12		285 Units
Avanteos Investments Limited ACN 096 259 979	Friday, 19 February 2016	713.71		109 Units
Avanteos Investments Limited ACN 096 259 979	Friday, 19 February 2016	746.45		114 Units
Avanteos Investments Limited ACN 096 259 979	Friday, 19 February 2016	5,087.64		777 Units
Avanteos Investments Limited ACN 096 259 979	Friday, 19 February 2016	811.93		124 Units
Avanteos Investments Limited ACN 096 259 979	Friday, 19 February 2016	1,394.68		213 Units
Avanteos Investments Limited ACN 096 259 979	Friday, 19 February 2016	1,427.42		218 Units

Avanteos Investments Limited ACN 096 259 979	Friday, 19 February 2016	1,636.95		250 Units
Avanteos Investments Limited ACN 096 259 979	Friday, 19 February 2016	2,042.91		312 Units
Avanteos Investments Limited ACN 096 259 979	Friday, 19 February 2016	1,682.78		257 Units
Avanteos Investments Limited ACN 096 259 979	Friday, 19 February 2016	1,014.91		155 Units
Avanteos Investments Limited ACN 096 259 979	Friday, 19 February 2016	1,839.93		281 Units
Avanteos Investments Limited ACN 096 259 979	Friday, 19 February 2016	2,108.39		322 Units
Avanteos Investments Limited ACN 096 259 979	Friday, 19 February 2016	1,211.34		185 Units
Avanteos Investments Limited ACN 096 259 979	Friday, 19 February 2016	792.28		121 Units
Avanteos Investments Limited ACN 096 259 979	Friday, 19 February 2016	897.05		137 Units
Avanteos Investments Limited ACN 096 259 979	Friday, 19 February 2016	1,682.78		257 Units
Avanteos Investments Limited ACN 096 259 979	Friday, 19 February 2016	3,398.31		519 Units
Avanteos Investments Limited ACN 096 259 979	Friday, 19 February 2016	1,093.48		167 Units
Avanteos Investments Limited ACN 096 259 979	Friday, 19 February 2016	1,086.93		166 Units
Avanteos Investments Limited ACN 096 259 979	Friday, 19 February 2016	1,571.47		240 Units
Avanteos Investments Limited ACN 096 259 979	Friday, 19 February 2016	746.45		114 Units

979	2016			
Avanteos Investments Limited ACN 096 259 979	Friday, 19 February 2016	792.28		121 Units
Avanteos Investments Limited ACN 096 259 979	Friday, 19 February 2016	654.78		100 Units
Avanteos Investments Limited ACN 096 259 979	Friday, 19 February 2016	759.54		116 Units
Avanteos Investments Limited ACN 096 259 979	Friday, 19 February 2016	982.17		150 Units
Avanteos Investments Limited ACN 096 259 979	Friday, 19 February 2016	2,108.39		322 Units
Avanteos Investments Limited ACN 096 259 979	Friday, 19 February 2016	746.45		114 Units
Avanteos Investments Limited ACN 096 259 979	Friday, 19 February 2016	3,974.51		607 Units
Avanteos Investments Limited ACN 096 259 979	Friday, 19 February 2016	680.97		104 Units
Avanteos Investments Limited ACN 096 259 979	Friday, 19 February 2016	1,597.66		244 Units
Avanteos Investments Limited ACN 096 259 979	Friday, 19 February 2016	5,487.06		838 Units
Avanteos Investments Limited ACN 096 259 979	Friday, 19 February 2016	1,093.48		167 Units
Avanteos Investments Limited ACN 096 259 979	Friday, 19 February 2016	883.95		135 Units
Avanteos Investments Limited ACN 096 259 979	Monday, 22 February 2016	7,851.12		1,196 Units
Avanteos Investments Limited ACN 096 259 979	Monday, 22 February 2016	2,118.88		323 Units

Avanteos Investments Limited ACN 096 259 979	Monday, 22 February 2016	2,322.24		354 Units
Avanteos Investments Limited ACN 096 259 979	Monday, 22 February 2016	656.00		100 Units
Avanteos Investments Limited ACN 096 259 979	Monday, 22 February 2016	2,899.52		442 Units
Avanteos Investments Limited ACN 096 259 979	Monday, 22 February 2016	984.00		150 Units
Avanteos Investments Limited ACN 096 259 979	Monday, 22 February 2016	1,653.12		252 Units
Avanteos Investments Limited ACN 096 259 979	Monday, 22 February 2016	1,305.44		199 Units
Avanteos Investments Limited ACN 096 259 979	Monday, 22 February 2016	5,995.84		914 Units
Avanteos Investments Limited ACN 096 259 979	Monday, 22 February 2016	1,462.88		223 Units
Avanteos Investments Limited ACN 096 259 979	Monday, 22 February 2016	5,005.28		763 Units
Avanteos Investments Limited ACN 096 259 979	Monday, 22 February 2016	1,515.36		231 Units
Avanteos Investments Limited ACN 096 259 979	Monday, 22 February 2016	1,548.16		236 Units
Avanteos Investments Limited ACN 096 259 979	Monday, 22 February 2016	774.08		118 Units
Avanteos Investments Limited ACN 096 259 979	Monday, 22 February 2016	7,078.24		1,079 Units
Avanteos Investments Limited ACN 096 259 979	Monday, 22 February 2016	1,758.08		268 Units
Avanteos Investments Limited ACN 096 259 979	Monday, 22 February 2016	511.68		78 Units

979	2016			
Avanteos Investments Limited ACN 096 259 979	Monday, 22 February 2016	1,377.60		210 Units
Avanteos Investments Limited ACN 096 259 979	Monday, 22 February 2016	577.28		88 Units
Avanteos Investments Limited ACN 096 259 979	Monday, 22 February 2016	4,290.24		654 Units
Avanteos Investments Limited ACN 096 259 979	Monday, 22 February 2016	3,384.96		516 Units
Avanteos Investments Limited ACN 096 259 979	Monday, 22 February 2016	4,257.44		649 Units
Avanteos Investments Limited ACN 096 259 979	Monday, 22 February 2016	1,797.44		274 Units
Avanteos Investments Limited ACN 096 259 979	Monday, 22 February 2016	623.20		95 Units
Avanteos Investments Limited ACN 096 259 979	Monday, 22 February 2016	5,129.92		782 Units
Avanteos Investments Limited ACN 096 259 979	Monday, 22 February 2016	3,227.52		492 Units
Avanteos Investments Limited ACN 096 259 979	Monday, 22 February 2016	931.52		142 Units
Avanteos Investments Limited ACN 096 259 979	Monday, 22 February 2016	3,050.40		465 Units
Avanteos Investments Limited ACN 096 259 979	Monday, 22 February 2016	7,104.48		1,083 Units
Avanteos Investments Limited ACN 096 259 979	Monday, 22 February 2016	793.76		121 Units
Avanteos Investments Limited ACN 096 259 979	Monday, 22 February 2016	1,252.96		191 Units

Avanteos Investments Limited ACN 096 259 979	Monday, 22 February 2016	984.00		150 Units
Avanteos Investments Limited ACN 096 259 979	Monday, 22 February 2016	656.00		100 Units
Avanteos Investments Limited ACN 096 259 979	Monday, 22 February 2016	192.30		31 Units
Avanteos Investments Limited ACN 096 259 979	Monday, 22 February 2016	263.94		43 Units
Avanteos Investments Limited ACN 096 259 979	Monday, 22 February 2016	324.75		53 Units
Avanteos Investments Limited ACN 096 259 979	Monday, 22 February 2016	200.40		32 Units
Avanteos Investments Limited ACN 096 259 979	Monday, 22 February 2016	110.79		18 Units
Avanteos Investments Limited ACN 096 259 979	Monday, 22 February 2016	89.37		14 Units
Avanteos Investments Limited ACN 096 259 979	Monday, 22 February 2016	183.86		30 Units
Avanteos Investments Limited ACN 096 259 979	Monday, 22 February 2016	76.76		12 Units
Avanteos Investments Limited ACN 096 259 979	Monday, 22 February 2016	486.23		79 Units
Avanteos Investments Limited ACN 096 259 979	Monday, 22 February 2016	106.51		17 Units
Avanteos Investments Limited ACN 096 259 979	Monday, 22 February 2016	344.51		56 Units
Avanteos Investments Limited ACN 096 259 979	Tuesday, 23 February 2016	6,593.40		999 Units
Avanteos Investments Limited ACN 096 259	Wednesday, 24	3,316.66		502 Units

979	February 2016			
Avanteos Investments Limited ACN 096 259 979	Wednesday, 24 February 2016	2,305.81		349 Units
Avanteos Investments Limited ACN 096 259 979	Wednesday, 24 February 2016	8,740.93		1,323 Units
Avanteos Investments Limited ACN 096 259 979	Wednesday, 24 February 2016	4,254.84		644 Units
Avanteos Investments Limited ACN 096 259 979	Wednesday, 24 February 2016	2,722.04		412 Units
Avanteos Investments Limited ACN 096 259 979	Wednesday, 24 February 2016	6,975.75		1,065 Units
Avanteos Investments Limited ACN 096 259 979	Wednesday, 24 February 2016	2,570.08		389 Units
Avanteos Investments Limited ACN 096 259 979	Wednesday, 24 February 2016	9,527.15		1,442 Units
Avanteos Investments Limited ACN 096 259 979	Wednesday, 24 February 2016	3,706.47		561 Units
Avanteos Investments Limited ACN 096 259 979	Wednesday, 24 February 2016	4,413.41		668 Units
Avanteos Investments Limited ACN 096 259 979	Wednesday, 24 February 2016	4,862.68		736 Units
Avanteos Investments Limited ACN 096 259 979	Wednesday, 24 February 2016	1,843.33		279 Units
Avanteos Investments Limited ACN 096 259 979	Wednesday, 24 February 2016	3,402.55		515 Units
Avanteos Investments Limited ACN 096 259 979	Wednesday, 24 February 2016	3,058.99		463 Units
Avanteos Investments Limited ACN 096 259 979	Wednesday, 24 February 2016	3,303.45		500 Units

Avanteos Investments Limited ACN 096 259 979	Wednesday, 24 February 2016	4,908.93		743 Units
Avanteos Investments Limited ACN 096 259 979	Wednesday, 24 February 2016	2,979.71		451 Units
Avanteos Investments Limited ACN 096 259 979	Wednesday, 24 February 2016	3,673.44		556 Units
Avanteos Investments Limited ACN 096 259 979	Wednesday, 24 February 2016	4,842.86		733 Units
Avanteos Investments Limited ACN 096 259 979	Wednesday, 24 February 2016	4,089.67		619 Units
Avanteos Investments Limited ACN 096 259 979	Wednesday, 24 February 2016	2,457.77		372 Units
Avanteos Investments Limited ACN 096 259 979	Wednesday, 24 February 2016	6,507.80		985 Units
Avanteos Investments Limited ACN 096 259 979	Wednesday, 24 February 2016	3,871.64		586 Units
Avanteos Investments Limited ACN 096 259 979	Wednesday, 24 February 2016	3,072.21		465 Units
Avanteos Investments Limited ACN 096 259 979	Wednesday, 24 February 2016	4,591.80		695 Units
Avanteos Investments Limited ACN 096 259 979	Wednesday, 24 February 2016	4,400.20		666 Units
Avanteos Investments Limited ACN 096 259 979	Wednesday, 24 February 2016	4,955.18		750 Units
Avanteos Investments Limited ACN 096 259 979	Wednesday, 24 February 2016	6,441.73		975 Units
Avanteos Investments Limited ACN 096 259 979	Wednesday, 24 February 2016	7,029.74		1,064 Units
Avanteos Investments Limited ACN 096 259	Wednesday, 24	2,774.90		420 Units

979	February 2016			
Avanteos Investments Limited ACN 096 259 979	Wednesday, 24 February 2016	8,463.44		1,281 Units
Avanteos Investments Limited ACN 096 259 979	Wednesday, 24 February 2016	2,788.11		422 Units
Avanteos Investments Limited ACN 096 259 979	Wednesday, 24 February 2016	2,649.37		401 Units
Avanteos Investments Limited ACN 096 259 979	Wednesday, 24 February 2016	2,609.73		395 Units
Avanteos Investments Limited ACN 096 259 979	Wednesday, 24 February 2016	2,259.56		342 Units
Avanteos Investments Limited ACN 096 259 979	Wednesday, 24 February 2016	2,200.10		333 Units
Avanteos Investments Limited ACN 096 259 979	Wednesday, 24 February 2016	2,583.30		391 Units
Avanteos Investments Limited ACN 096 259 979	Wednesday, 24 February 2016	2,655.97		402 Units
Avanteos Investments Limited ACN 096 259 979	Wednesday, 24 February 2016	4,750.36		719 Units
Avanteos Investments Limited ACN 096 259 979	Wednesday, 24 February 2016	4,796.61		726 Units
Avanteos Investments Limited ACN 096 259 979	Wednesday, 24 February 2016	5,239.27		793 Units
Avanteos Investments Limited ACN 096 259 979	Wednesday, 24 February 2016	3,283.63		497 Units
Avanteos Investments Limited ACN 096 259 979	Wednesday, 24 February 2016	726.76		110 Units
Avanteos Investments Limited ACN 096 259 979	Wednesday, 24 February 2016	3,065.60		464 Units

Avanteos Investments Limited ACN 096 259 979	Wednesday, 24 February 2016	924.97		140 Units
Avanteos Investments Limited ACN 096 259 979	Wednesday, 24 February 2016	2,966.50		449 Units
Avanteos Investments Limited ACN 096 259 979	Wednesday, 24 February 2016	1,671.55		253 Units
Avanteos Investments Limited ACN 096 259 979	Wednesday, 24 February 2016	6,580.47		996 Units
Avanteos Investments Limited ACN 096 259 979	Wednesday, 24 February 2016	2,213.31		335 Units
Avanteos Investments Limited ACN 096 259 979	Wednesday, 24 February 2016	1,433.70		217 Units
Avanteos Investments Limited ACN 096 259 979	Wednesday, 24 February 2016	4,050.03		613 Units
Avanteos Investments Limited ACN 096 259 979	Wednesday, 24 February 2016	1,559.23		236 Units
Avanteos Investments Limited ACN 096 259 979	Wednesday, 24 February 2016	5,278.91		799 Units
Avanteos Investments Limited ACN 096 259 979	Wednesday, 24 February 2016	4,446.44		673 Units
Avanteos Investments Limited ACN 096 259 979	Wednesday, 24 February 2016	2,655.97		402 Units
Avanteos Investments Limited ACN 096 259 979	Wednesday, 24 February 2016	2,464.37		373 Units
Avanteos Investments Limited ACN 096 259 979	Wednesday, 24 February 2016	5,278.91		799 Units
Avanteos Investments Limited ACN 096 259 979	Wednesday, 24 February 2016	2,794.72		423 Units
Avanteos Investments Limited ACN 096 259	Wednesday, 24	5,536.58		838 Units

979	February 2016			
Avanteos Investments Limited ACN 096 259 979	Wednesday, 24 February 2016	5,701.75		863 Units
Avanteos Investments Limited ACN 096 259 979	Wednesday, 24 February 2016	2,589.90		392 Units
Avanteos Investments Limited ACN 096 259 979	Wednesday, 24 February 2016	1,836.72		278 Units
Avanteos Investments Limited ACN 096 259 979	Wednesday, 24 February 2016	3,917.89		593 Units
Avanteos Investments Limited ACN 096 259 979	Wednesday, 24 February 2016	2,021.71		306 Units
Avanteos Investments Limited ACN 096 259 979	Wednesday, 24 February 2016	3,455.41		523 Units
Avanteos Investments Limited ACN 096 259 979	Thursday, 25 February 2016	7,019.20		1,070 Units
Avanteos Investments Limited ACN 096 259 979	Thursday, 25 February 2016	4,999.32		759 Units
Avanteos Investments Limited ACN 096 259 979	Thursday, 25 February 2016	6,977.51		1,058 Units
Avanteos Investments Limited ACN 096 259 979	Thursday, 25 February 2016	6,930.00		1,050 Units
Avanteos Investments Limited ACN 096 259 979	Thursday, 25 February 2016	6,014.12		914 Units
Avanteos Investments Limited ACN 096 259 979	Thursday, 25 February 2016	8,938.92		1,371 Units
Avanteos Investments Limited ACN 096 259 979	Monday, 29 February 2016	2,580.62		397 Units
Avanteos Investments Limited ACN 096 259 979	Monday, 29 February 2016	5,674.76		873 Units

Avanteos Investments Limited ACN 096 259 979	Monday, 29 February 2016	1,774.58		273 Units
Avanteos Investments Limited ACN 096 259 979	Monday, 29 February 2016	7,839.36		1,206 Units
Avanteos Investments Limited ACN 096 259 979	Monday, 29 February 2016	1,436.57		221 Units
Avanteos Investments Limited ACN 096 259 979	Monday, 29 February 2016	2,756.13		424 Units
Avanteos Investments Limited ACN 096 259 979	Monday, 29 February 2016	3,276.15		504 Units
Avanteos Investments Limited ACN 096 259 979	Monday, 29 February 2016	4,251.20		654 Units
Avanteos Investments Limited ACN 096 259 979	Monday, 29 February 2016	2,476.61		381 Units
Avanteos Investments Limited ACN 096 259 979	Monday, 29 February 2016	2,697.62		415 Units
Avanteos Investments Limited ACN 096 259 979	Monday, 29 February 2016	3,087.64		475 Units
Avanteos Investments Limited ACN 096 259 979	Monday, 29 February 2016	2,320.61		357 Units
Avanteos Investments Limited ACN 096 259 979	Monday, 29 February 2016	1,904.59		293 Units
Avanteos Investments Limited ACN 096 259 979	Monday, 29 February 2016	4,881.73		751 Units
Avanteos Investments Limited ACN 096 259 979	Monday, 29 February 2016	7,488.35		1,152 Units
Avanteos Investments Limited ACN 096 259 979	Monday, 29 February 2016	2,145.10		330 Units
Avanteos Investments Limited ACN 096 259 979	Monday, 29 February 2016	2,431.11		374 Units

979	2016			
Avanteos Investments Limited ACN 096 259 979	Monday, 29 February 2016	2,528.62		389 Units
Avanteos Investments Limited ACN 096 259 979	Monday, 29 February 2016	2,587.12		398 Units
Avanteos Investments Limited ACN 096 259 979	Monday, 29 February 2016	3,880.68		597 Units
Avanteos Investments Limited ACN 096 259 979	Monday, 29 February 2016	3,900.18		600 Units
Avanteos Investments Limited ACN 096 259 979	Monday, 29 February 2016	1,612.07		248 Units
Avanteos Investments Limited ACN 096 259 979	Monday, 29 February 2016	8,333.38		1,282 Units
Avanteos Investments Limited ACN 096 259 979	Monday, 29 February 2016	2,762.63		425 Units
Avanteos Investments Limited ACN 096 259 979	Monday, 29 February 2016	2,093.10		322 Units
Avanteos Investments Limited ACN 096 259 979	Monday, 29 February 2016	4,654.21		716 Units
Avanteos Investments Limited ACN 096 259 979	Monday, 29 February 2016	3,555.66		547 Units
Avanteos Investments Limited ACN 096 259 979	Monday, 29 February 2016	2,509.12		386 Units
Avanteos Investments Limited ACN 096 259 979	Monday, 29 February 2016	3,399.66		523 Units
Avanteos Investments Limited ACN 096 259 979	Monday, 29 February 2016	8,378.89		1,289 Units
Avanteos Investments Limited ACN 096 259 979	Monday, 29 February 2016	3,718.17		572 Units

Avanteos Investments Limited ACN 096 259 979	Monday, 29 February 2016	2,645.62		407 Units
Avanteos Investments Limited ACN 096 259 979	Monday, 29 February 2016	6,467.80		995 Units
Avanteos Investments Limited ACN 096 259 979	Monday, 29 February 2016	3,185.15		490 Units
Avanteos Investments Limited ACN 096 259 979	Monday, 29 February 2016	2,567.62		395 Units
Avanteos Investments Limited ACN 096 259 979	Monday, 29 February 2016	4,855.72		747 Units
Avanteos Investments Limited ACN 096 259 979	Monday, 29 February 2016	3,581.67		551 Units
Avanteos Investments Limited ACN 096 259 979	Monday, 29 February 2016	2,301.11		354 Units
Avanteos Investments Limited ACN 096 259 979	Monday, 29 February 2016	4,147.19		638 Units
Avanteos Investments Limited ACN 096 259 979	Monday, 29 February 2016	7,995.37		1,230 Units
Avanteos Investments Limited ACN 096 259 979	Monday, 29 February 2016	7,657.35		1,178 Units
Avanteos Investments Limited ACN 096 259 979	Monday, 29 February 2016	5,564.26		856 Units
Avanteos Investments Limited ACN 096 259 979	Monday, 29 February 2016	2,743.13		422 Units
Avanteos Investments Limited ACN 096 259 979	Monday, 29 February 2016	2,346.61		361 Units
Avanteos Investments Limited ACN 096 259 979	Tuesday, 1 March 2016	3,479.15		528 Units
Avanteos Investments Limited ACN 096 259	Tuesday, 1 March 2016	22,792.39		3,459 Units

979				
Avanteos Investments Limited ACN 096 259 979	Tuesday, 1 March 2016	9,811.47		1,489 Units
Avanteos Investments Limited ACN 096 259 979	Tuesday, 1 March 2016	4,315.99		655 Units
Avanteos Investments Limited ACN 096 259 979	Tuesday, 1 March 2016	2,662.08		404 Units
Avanteos Investments Limited ACN 096 259 979	Tuesday, 1 March 2016	2,945.42		447 Units
Avanteos Investments Limited ACN 096 259 979	Tuesday, 1 March 2016	5,166.01		784 Units
Avanteos Investments Limited ACN 096 259 979	Tuesday, 1 March 2016	8,638.57		1,311 Units
Avanteos Investments Limited ACN 096 259 979	Tuesday, 1 March 2016	3,946.99		599 Units
Avanteos Investments Limited ACN 096 259 979	Tuesday, 1 March 2016	20,156.67		3,059 Units
Avanteos Investments Limited ACN 096 259 979	Tuesday, 1 March 2016	1,331.04		202 Units
Avanteos Investments Limited ACN 096 259 979	Tuesday, 1 March 2016	17,165.13		2,605 Units
Avanteos Investments Limited ACN 096 259 979	Tuesday, 1 March 2016	7,695.60		1,166 Units
Avanteos Investments Limited ACN 096 259 979	Tuesday, 1 March 2016	3,815.20		579 Units
Avanteos Investments Limited ACN 096 259 979	Tuesday, 1 March 2016	11,537.86		1,751 Units
Avanteos Investments Limited ACN 096 259 979	Tuesday, 1 March 2016	5,034.23		764 Units

Avanteos Investments Limited ACN 096 259 979	Tuesday, 1 March 2016	15,544.16		2,359 Units
Avanteos Investments Limited ACN 096 259 979	Tuesday, 1 March 2016	13,326.38		2,026 Units
Avanteos Investments Limited ACN 096 259 979	Tuesday, 1 March 2016	8,908.73		1,352 Units
Avanteos Investments Limited ACN 096 259 979	Tuesday, 1 March 2016	6,332.32		961 Units
Avanteos Investments Limited ACN 096 259 979	Tuesday, 1 March 2016	6,516.82		989 Units
Avanteos Investments Limited ACN 096 259 979	Tuesday, 1 March 2016	12,453.78		1,890 Units
Avanteos Investments Limited ACN 096 259 979	Wednesday, 2 March 2016	6,763.07		1,014 Units
Avanteos Investments Limited ACN 096 259 979	Wednesday, 2 March 2016	11,608.38		1,743 Units
Avanteos Investments Limited ACN 096 259 979	Wednesday, 2 March 2016	3,050.28		458 Units
Avanteos Investments Limited ACN 096 259 979	Thursday, 3 March 2016	12,984.33		1,954 Units
Avanteos Investments Limited ACN 096 259 979	Thursday, 3 March 2016	4,964.11		751 Units
Avanteos Investments Limited ACN 096 259 979	Thursday, 3 March 2016	2,050.20		306 Units
Avanteos Investments Limited ACN 096 259 979	Thursday, 3 March 2016	1,761.95		262 Units
Avanteos Investments Limited ACN 096 259 979	Monday, 7 March 2016	5,230.43		809 Units
Avanteos Investments Limited ACN 096 259 979	Monday, 7 March 2016	5,979.15		927 Units

979				
Avanteos Investments Limited ACN 096 259 979	Tuesday, 8 March 2016	10,922.85		1,674 Units
Avanteos Investments Limited ACN 096 259 979	Tuesday, 8 March 2016	9,647.48		1,473 Units
Avanteos Investments Limited ACN 096 259 979	Wednesday, 9 March 2016	2,431.41		369 Units
Avanteos Investments Limited ACN 096 259 979	Friday, 11 March 2016	13,357.62		1,991 Units
Avanteos Investments Limited ACN 096 259 979	Friday, 11 March 2016	1,777.89		265 Units
Avanteos Investments Limited ACN 096 259 979	Friday, 11 March 2016	4,850.61		723 Units
Avanteos Investments Limited ACN 096 259 979	Friday, 11 March 2016	1,127.11		168 Units
Avanteos Investments Limited ACN 096 259 979	Tuesday, 15 March 2016	1,044.38		158 Units
Avanteos Investments Limited ACN 096 259 979	Tuesday, 15 March 2016	984.89		149 Units
Avanteos Investments Limited ACN 096 259 979	Wednesday, 16 March 2016	3,660.22		555 Units
Avanteos Investments Limited ACN 096 259 979	Wednesday, 16 March 2016	685.88		104 Units
Avanteos Investments Limited ACN 096 259 979	Wednesday, 16 March 2016	4,303.35		655 Units
Avanteos Investments Limited ACN 096 259 979	Thursday, 17 March 2016	5,057.68		764 Units
Avanteos Investments Limited ACN 096 259 979	Monday, 21 March 2016	6,666.50		995 Units

Avanteos Investments Limited ACN 096 259 979	Tuesday, 22 March 2016	4,844.10		723 Units
Avanteos Investments Limited ACN 096 259 979	Tuesday, 22 March 2016	3,291.75		495 Units
Avanteos Investments Limited ACN 096 259 979	Tuesday, 22 March 2016	10,014.93		1,497 Units
Avanteos Investments Limited ACN 096 259 979	Thursday, 24 March 2016	1,357.44		202 Units
Avanteos Investments Limited ACN 096 259 979	Thursday, 24 March 2016	2,667.84		397 Units
Avanteos Investments Limited ACN 096 259 979	Thursday, 24 March 2016	4,798.49		713 Units
Avanteos Investments Limited ACN 096 259 979	Thursday, 24 March 2016	8,850.24		1,317 Units
Avanteos Investments Limited ACN 096 259 979	Wednesday, 30 March 2016	15,016.95		2,265 Units
Avanteos Investments Limited ACN 096 259 979	Friday, 1 April 2016	2,435.40		369 Units
Avanteos Investments Limited ACN 096 259 979	Friday, 1 April 2016	3,159.00		479 Units
Avanteos Investments Limited ACN 096 259 979	Monday, 4 April 2016	6,515.78		985 Units
Avanteos Investments Limited ACN 096 259 979	Monday, 4 April 2016	9,234.17		1,397 Units
Avanteos Investments Limited ACN 096 259 979	Tuesday, 5 April 2016	10,925.91		1,663 Units
Avanteos Investments Limited ACN 096 259 979	Tuesday, 5 April 2016	1,257.60		192 Units
Avanteos Investments Limited ACN 096 259 979	Wednesday, 6 April	16,558.05		2,505 Units

979	2016			
Avanteos Investments Limited ACN 096 259 979	Wednesday, 6 April 2016	5,995.27		907 Units
Avanteos Investments Limited ACN 096 259 979	Wednesday, 6 April 2016	15,090.63		2,283 Units


Realindex Investments Pty Limited ACN 133 312 017

Holder of relevant interest	Date of acquisition	Consideration Cash	Consideration Non-Cash	Class and number of securities
Realindex Investments Pty Limited ACN 133 312 017	Wednesday, 23 December 2015	15,309.86		2,434 Units
Realindex Investments Pty Limited ACN 133 312 017	Thursday, 7 April 2016	7,695.76		1,159 Units
Realindex Investments Pty Limited ACN 133 312 017	Thursday, 10 December 2015	152,530.20		25,170 Units
Realindex Investments Pty Limited ACN 133 312 017	Tuesday, 15 December 2015	67,525.27		11,273 Units
Realindex Investments Pty Limited ACN 133 312 017	Monday, 21 December 2015	31,200.00		5,000 Units
Realindex Investments Pty Limited ACN 133 312 017	Tuesday, 19 January 2016	71,219.31		11,733 Units
Realindex Investments Pty Limited ACN 133 312 017	Monday, 25 January 2016	58,054.80		9,580 Units
Realindex Investments Pty Limited ACN 133 312 017	Monday, 1 February 2016	30,900.00		5,000 Units
Realindex Investments Pty Limited ACN 133 312 017	Friday, 19 February 2016	36,534.12		5,612 Units
Realindex Investments Pty Limited ACN 133 312 017	Thursday, 3 March 2016	31,207.68		4,644 Units

Realindex Investments Pty Limited ACN 133 312 017	Friday, 1 April 2016	49,425.00		7,500 Units
Realindex Investments Pty Limited ACN 133 312 017	Thursday, 7 April 2016	53,120.00		8,000 Units

Annexure C

This is annexure C referred to in Form 603, Notice of initial substantial holder dated **07/04/2016**



Carla Collingwood Company Secretary Dated the 8 April 2016

Commonwealth Bank of Australia will, if requested by the company or responsible entity to whom this form must be given or by the Australian Securities and Investments Commission (ASIC), give a copy of one or more of the following agreements to the company, responsible entity or ASIC (as appropriate).

Merrill Lynch International

Type of agreement:	Global Master Securities Lending Agreement
Parties to agreement:	(1) Commonwealth Bank of Australia and (2) Merrill Lynch International
Can the parties exercise voting rights attaching to the securities?	No
If yes, in what circumstances?	N/A
Date on which the securities were (or are) expected to be delivered to the borrower or its nominee (ie borrow date):	The dates indicated in Annexure B on which securities were borrowed.
Scheduled date (if any) when the securities are expected to be returned to the borrower or its nominee (ie return date):	Any particular day.
Does the borrower have the right to return the securities early? [Yes/No]	Yes
If yes, in which circumstances?	At any time subject to giving notice.
Does the lender have the right to recall the securities early (ie before the scheduled return date)? [Yes/No]	Yes
If yes, in which circumstances?	At any time subject to giving notice.
Are there circumstances in which the borrower will not be required to return the securities on settlement? [Yes/No]	No
If yes, in which circumstances?	N/A

Citigroup Global Markets Australia Pty Ltd

Type of agreement:	Australian Master Securities Lending Agreement
--------------------	--

Parties to agreement:	(1) Commonwealth Bank of Australia and (2) Citigroup Global Markets Australia Pty Ltd
Can the parties exercise voting rights attaching to the securities?	Yes
If yes, in what circumstances?	In limited circumstances where a number of conditions are met and voting is administratively possible, CBA may be required to exercise voting rights as instructed by the lender.
Date on which the securities were (or are) expected to be delivered to the borrower or its nominee (ie borrow date):	The dates indicated in Annexure B on which securities were borrowed.
Scheduled date (if any) when the securities are expected to be returned to the borrower or its nominee (ie return date):	Any particular day.
Does the borrower have the right to return the securities early? [Yes/No]	Yes
If yes, in which circumstances?	At any time subject to giving notice.
Does the lender have the right to recall the securities early (ie before the scheduled return date)? [Yes/No]	Yes
If yes, in which circumstances?	At any time subject to giving notice.
Are there circumstances in which the borrower will not be required to return the securities on settlement? [Yes/No]	No
If yes, in which circumstances?	N/A

UBS AG (Agreement 1)

Type of agreement:	Australian Master Securities Lending Agreement
Parties to agreement:	(1) UBS AG; and (2) Colonial First State Investments Limited
Can the parties exercise voting rights attaching to the securities?	No
If yes, in what circumstances?	N/A
Date on which the securities were (or are) expected to be delivered to the borrower or its nominee (ie borrow date):	The dates indicated in Annexure B on which securities were borrowed.
Scheduled date (if any) when the securities are expected to be returned to the borrower or its nominee (ie return date):	Any particular day.
Does the borrower have the right to return the securities early? [Yes/No]	Yes
If yes, in which circumstances?	At any time subject to giving notice.

Does the lender have the right to recall the securities early (ie before the scheduled return date)? [Yes/No]	Yes
If yes, in which circumstances?	At any time subject to giving notice.
Are there circumstances in which the borrower will not be required to return the securities on settlement? [Yes/No]	No
If yes, in which circumstances?	N/A

Merrill Lynch Equities Australia Limited

Type of agreement:	Australian Master Securities Lending Agreement
Parties to agreement:	(1) Commonwealth Bank of Australia and (2) Merrill Lynch Equities (Australia) Limited
Can the parties exercise voting rights attaching to the securities?	No
If yes, in what circumstances?	N/A
Date on which the securities were (or are) expected to be delivered to the borrower or its nominee (ie borrow date):	The dates indicated in Annexure B on which securities were borrowed.
Scheduled date (if any) when the securities are expected to be returned to the borrower or its nominee (ie return date):	Any particular day.
Does the borrower have the right to return the securities early? [Yes/No]	Yes
If yes, in which circumstances?	At any time subject to giving notice.
Does the lender have the right to recall the securities early (ie before the scheduled return date)? [Yes/No]	Yes
If yes, in which circumstances?	At any time subject to giving notice.
Are there circumstances in which the borrower will not be required to return the securities on settlement? [Yes/No]	No
If yes, in which circumstances?	N/A