

FORM 603

Corporations Act 2001

Section 671B

Notice of initial substantial holder**To: Company Name/Scheme: ILUKA RESOURCES LIMITED**ACN/ARSN: **008 675 018****1. Details of substantial holder**

Name: Commonwealth Bank of Australia ACN 123 123 124 (CBA) and its related bodies corporate listed in annexure A

The holder became a substantial holder on: **14/04/2016****2. Details of voting power**

The total number of votes attached to all the voting shares in the company or voting interests in the scheme that the substantial holder or an associate had a relevant interest in on the date the substantial holder became a substantial holder are as follows.

Class of securities	Number of securities	Person's votes	Voting power (%)
Fully Paid ordinary shares	9,288,100	9,288,100	2.21

For the Securities (if any) listed below see NOTE 1 at the end of this form

Class of securities	Number of securities	Person's votes	Voting power (%)
Fully Paid ordinary shares	11,709,033	11,709,033	2.79

Class of securities	Number of securities	Person's votes	Voting power (%)
GRAND TOTAL Fully paid ordinary shares	20,997,133	20,997,133	5.01

3. Details of relevant interests

The nature of the relevant interest the substantial holder or an associate had in the following voting securities on the date the substantial holder became a substantial holder are as follows:

Holder of relevant interest	Nature of relevant interest	Class and number of securities
CBA Equities Limited ACN 003 485 952	<p>Relevant interest under paragraph 608(1)(b) and/or 608(1)(c) of the Corporations Act 2001 (Cth), being a relevant interest arising as a result of having the power to control the exercise of the right to vote attached to securities and/or to control the exercise of the power to dispose of securities in a proprietary capacity (including as a result of underwriting activities). In addition, if any OTC derivatives, warrants or other securities (other than ordinary shares or ordinary units (as applicable)) are referred to below in this row, the relevant interest in respect of those securities arises under subsection 608(8) being an accelerated relevant interest held in the same capacity.</p> <p>Nature of relevant interest derived from; ordinary shares 832,900</p>	<p>832,900 Fully paid ordinary shares (including 699,312 borrowed from Barclays Capital Securities Ltd, see Annexure C)</p>
Avanteos Investments Limited ACN 096 259 979	<p>Relevant interest under paragraph 608(1)(a), 608(1)(b) and 608(1)(c) of the Corporations Act 2001 (Cth), being a relevant interest arising as a result of being the registered holder of the relevant securities in its capacity as a superannuation trustee. In addition, if any OTC derivatives, warrants or other securities (other than ordinary shares or ordinary units (as applicable)) are referred to below in this row, the relevant interest in respect of those securities arises under subsection 608(8) being an accelerated relevant interest held in the same capacity.</p> <p>Nature of relevant interest derived from; ordinary shares 164,366</p>	<p>164,366 Fully paid ordinary shares</p>
Colonial First State Investments Limited ACN 002 348 352	<p>Relevant interest under paragraph 608(1)(b) and/or 608(1)(c) of the Corporations Act 2001 (Cth), being a relevant interest arising from having the power to control the exercise of the right to vote attached to securities and/or to control the exercise of the power to dispose of securities in its capacity as a responsible entity of a managed investment scheme (which managed investment scheme is managed by Colonial First Statement Investments Limited or a related body corporate). In addition, if any OTC derivatives, warrants or other securities (other than ordinary shares or ordinary units (as applicable)) are referred to below in this row, the relevant interest in respect of those securities arises under subsection 608(8) being an accelerated relevant interest held in the same capacity.</p> <p>Nature of relevant interest derived from; ordinary shares 65,673</p>	<p>65,673 Fully paid ordinary shares</p>
Colonial First State Investments Limited (Note 1)	Relevant interest under paragraph 608(1)(b) and/or	<p>11,709,033 Fully paid ordinary shares</p>

ACN 002 348 352	<p>608(1)(c) of the Corporations Act 2001 (Cth), being a relevant interest arising from having the residual power to control the exercise of the right to vote attached to securities and/or to control the exercise of the power to dispose of securities in its capacity as a responsible entity of a managed investment scheme (which managed investment scheme is not managed by either Colonial First State Investments Limited or a related body corporate). In addition, if any OTC derivatives, warrants or other securities (other than ordinary shares or ordinary units (as applicable)) are referred to below in this row, the relevant interest in respect of those securities arises under subsection 608(8) being a residual accelerated relevant interest held in the same capacity. Colonial First State Investments Limited has authorised the manager of each such managed investment scheme to exercise the powers referred to in paragraph 608(1)(b) and/or 608(1)(c) of the Corporations Act 2001 (Cth) in relation to those securities managed by the manager to the exclusion of Colonial First State Investments Limited except for provisions allowing Colonial First State Investments Limited to terminate the agreement with the manager or to exercise those powers where the agreement is terminated.</p> <p>Nature of relevant interest derived from; ordinary shares 11,709,033</p>	<p>(including 22,343 borrowed from Citigroup Global Markets Limited (Agreement 1), see Annexure C)</p> <p>(including 78,743 borrowed from UBS AG (Agreement 3), see Annexure C)</p> <p>(including 179,762 borrowed from UBS AG (Agreement 1), see Annexure C)</p>
Realindex Investments Pty Limited ACN 133 312 017	<p>Relevant interest under paragraph 608(1)(b) and/or 608(1)(c) of the Corporations Act 2001 (Cth), being a relevant interest arising from having the power to control the exercise of the right to vote attached to securities and/or to control the exercise of the power to dispose of securities in its capacity as investment manager, as provided for under its investment mandates. In addition, if any OTC derivatives, warrants or other securities (other than ordinary shares or ordinary units (as applicable)) are referred to below in this row, the relevant interest in respect of those securities arises under subsection 608(8) being an accelerated relevant interest held in the same capacity.</p> <p>Nature of relevant interest derived from; ordinary shares 957,495</p>	<p>957,495 Fully paid ordinary shares</p>
Commonwealth Bank Officers Superannuation Corporation Pty Limited ACN 074 519 798	<p>Relevant interest under paragraph 608(1)(b) and/or 608(1)(c) of the Corporations Act 2001 (Cth), being a relevant interest arising from having the power to control the exercise of the right to vote attached to securities and/or to control the exercise of the power to dispose of securities in its capacity as trustee for the Officers' Superannuation Fund. In addition, if any OTC derivatives, warrants or other securities (other than ordinary shares or ordinary units (as applicable)) are referred to below in this row, the relevant interest in respect of those securities arises under subsection 608(8) being an accelerated relevant interest held in the same capacity.</p> <p>Nature of relevant interest derived from;</p>	<p>134,788 Fully paid ordinary shares</p>

	ordinary shares 134,788	
Colonial First State Asset Management (Australia) Limited ACN 114 194 311	<p>Relevant interest under paragraph 608(1)(b) and/or 608(1)(c) of the Corporations Act 2001 (Cth), being a relevant interest arising from having the power to control the exercise of the right to vote attached to securities and/or to control the exercise of the power to dispose of securities in its capacity as investment manager (as provided for under its investment mandates). In addition, if any OTC derivatives, warrants or other securities (other than ordinary shares or ordinary units (as applicable)) are referred to below in this row, the relevant interest in respect of those securities arises under subsection 608(8) being an accelerated relevant interest held in the same capacity.</p> <p>Nature of relevant interest derived from; ordinary shares 7,132,878</p>	<p>7,132,878 Fully paid ordinary shares</p> <p>(including 79,298 borrowed from Citigroup Global Markets Limited (Agreement 2), see Annexure C)</p>
Colonial First State Investments Limited ACN 002 348 352	<p>Relevant interest under paragraph 608(1)(b) and/or 608(1)(c) of the Corporations Act 2001 (Cth), being a relevant interest arising from having the power to control the exercise of the right to vote attached to securities and/or to control the exercise of the power to dispose of securities in its capacity as a responsible entity of a managed investment scheme (which managed investment scheme is managed by Colonial First Statement Investments Limited or a related body corporate). In addition, if any OTC derivatives, warrants or other securities (other than ordinary shares or ordinary units (as applicable)) are referred to below in this row, the relevant interest in respect of those securities arises under subsection 608(8) being an accelerated relevant interest held in the same capacity.</p> <p>Nature of relevant interest derived from; ordinary shares 18,607,698</p>	<p>18,607,698 Fully paid ordinary shares</p> <p>(including 22,343 borrowed from Citigroup Global Markets Limited (Agreement 1), see Annexure C)</p> <p>(including 79,298 borrowed from Citigroup Global Markets Limited (Agreement 2), see Annexure C)</p> <p>(including 78,743 borrowed from UBS AG (Agreement 3), see Annexure C)</p> <p>(including 179,762 borrowed from UBS AG (Agreement 1), see Annexure C)</p>
Sovereign Services Limited ACN 969417	<p>Relevant interest under paragraph 608(1)(c) of the Corporations Act 2001 (Cth), being a relevant interest arising from having the power to control the exercise of the power to dispose of securities in its capacity as investment manager, as provided for under its investment mandates, or in its capacity as the provider of a discretionary investment management service. In addition, if any OTC derivatives, warrants or other securities (other than ordinary shares or ordinary units (as applicable)) are referred to below in this row, the relevant interest in respect of those securities arises under subsection 608(8) being an accelerated relevant interest held in the same capacity.</p> <p>Nature of relevant interest derived from; ordinary shares 24,857</p>	<p>24,857 Fully paid ordinary shares</p>
ASB Group Investments Limited Company Number 533945	<p>Relevant interest under paragraph 608(1)(b) and/or 608(1)(c) of the Corporations Act 2001 (Cth), being a relevant interest arising from having the power to control the exercise of the right to vote attached to securities</p>	<p>106,516 Fully paid ordinary shares</p>

	<p>and/or to control the exercise of the power to dispose of securities in its capacity as investment manager, as provided for under its investment mandates, as a life company holding statutory funds and as the responsible entity or manager of a managed investment scheme. In addition, if any OTC derivatives, warrants or other securities (other than ordinary shares or ordinary units (as applicable)) are referred to below in this row, the relevant interest in respect of those securities arises under subsection 608(8) being an accelerated relevant interest held in the same capacity.</p> <p>Nature of relevant interest derived from; ordinary shares 106,516</p>	
<p>First State Investments (Hong Kong) Ltd ACN 206616</p>	<p>Relevant interest under paragraph 608(1)(b) and/or 608(1)(c) of the Corporations Act 2001 (Cth), being a relevant interest arising from having the power to control the exercise of the right to vote attached to securities and/or to control the exercise of the power to dispose of securities in its capacity as discretionary investment manager, as provided for under its investment mandates. In addition, if any OTC derivatives, warrants or other securities (other than ordinary shares or ordinary units (as applicable)) are referred to below in this row, the relevant interest in respect of those securities arises under subsection 608(8) being an accelerated relevant interest held in the same capacity.</p> <p>Nature of relevant interest derived from; ordinary shares 65,673</p>	<p>65,673 Fully paid ordinary shares</p>
<p>Colonial First State Investments Limited ACN 002 348 352</p>	<p>Relevant interest under paragraph 608(1)(b) and/or 608(1)(c) of the Corporations Act 2001 (Cth), being a relevant interest arising from having the power to control the exercise of the right to vote attached to securities and/or to control the exercise of the power to dispose of securities in its capacity as a responsible entity of a managed investment scheme (which managed investment scheme is managed by Colonial First Statement Investments Limited or a related body corporate). In addition, if any OTC derivatives, warrants or other securities (other than ordinary shares or ordinary units (as applicable)) are referred to below in this row, the relevant interest in respect of those securities arises under subsection 608(8) being an accelerated relevant interest held in the same capacity.</p> <p>Nature of relevant interest derived from; ordinary shares 614,836</p>	<p>614,836 Fully paid ordinary shares</p>
<p>The Colonial Mutual Life Assurance Society Limited ACN 004 021 809</p>	<p>Relevant interest under paragraph 608(1)(a), 608(1)(b) and/or 608(1)(c) of the Corporations Act 2001 (Cth), being a relevant interest arising from holding securities, having the power to control the exercise of the right to vote attached to securities and/or to control the exercise of the power to dispose of securities in a proprietary capacity as a life insurance company. Statutory fund holdings are held by external custodians and voted by the relevant investment manager, so CMLA's relevant</p>	<p>219,515 Fully paid ordinary shares</p>

	<p>interest is qualified accordingly. In addition, if any OTC derivatives, warrants or other securities (other than ordinary shares or ordinary units (as applicable)) are referred to below in this row, the relevant interest in respect of those securities arises under subsection 608(8) being an accelerated relevant interest held in the same capacity.</p> <p>Nature of relevant interest derived from; ordinary shares 219,515</p>	
<p>Colonial First State Asset Management (Australia) Limited ACN 114 194 311</p>	<p>Relevant interest under paragraph 608(1)(b) and/or 608(1)(c) of the Corporations Act 2001 (Cth), being a relevant interest arising from having the power to control the exercise of the right to vote attached to securities and/or to control the exercise of the power to dispose of securities in its capacity as investment manager (as provided for under its investment mandates). In addition, if any OTC derivatives, warrants or other securities (other than ordinary shares or ordinary units (as applicable)) are referred to below in this row, the relevant interest in respect of those securities arises under subsection 608(8) being an accelerated relevant interest held in the same capacity.</p> <p>Nature of relevant interest derived from; ordinary shares 5,494,043</p>	<p>5,494,043 Fully paid ordinary shares</p> <p>(including 79,298 borrowed from Citigroup Global Markets Limited (Agreement 2), see Annexure C)</p>
<p>First State Investments (Singapore) ACN 196900420D</p>	<p>Relevant interest under paragraph 608(1)(b) and/or 608(1)(c) of the Corporations Act 2001 (Cth), being a relevant interest arising from having the power to control the exercise of the right to vote attached to securities and/or to control the exercise of the power to dispose of securities in its capacity as discretionary investment manager, as provided for under its investment mandates. In addition, if any OTC derivatives, warrants or other securities (other than ordinary shares or ordinary units (as applicable)) are referred to below in this row, the relevant interest in respect of those securities arises under subsection 608(8) being an accelerated relevant interest held in the same capacity.</p> <p>Nature of relevant interest derived from; ordinary shares 139,160</p>	<p>139,160 Fully paid ordinary shares</p>
<p>First State Investment Management (UK) Limited ACN SC0 477 08</p>	<p>Relevant interest under paragraph 608(1)(b) and/or 608(1)(c) of the Corporations Act 2001 (Cth), being a relevant interest arising from having the power to control the exercise of the right to vote attached to securities and/or to control the exercise the power to dispose of securities in its capacity as discretionary investment manager, as provided for under its investment mandates. In addition, if any OTC derivatives, warrants or other securities (other than ordinary shares or ordinary units (as applicable)) are referred to below in this row, the relevant interest in respect of those securities arises under subsection 608(8) being an accelerated relevant interest held in the same capacity.</p> <p>Nature of relevant interest derived from;</p>	<p>533,951 Fully paid ordinary shares</p>

	ordinary shares 533,951	
--	-------------------------	--

4. Details of present registered holders

The persons registered as holders of the securities referred to in paragraph 3 above are as follows

Holder of relevant interest	Registered holder of securities	Person entitled to be registered as holder	Class and number of securities
CBA Equities Limited ACN 003 485 952	Share Direct Nominees Pty Limited		832,900 Fully paid ordinary shares
Avanteos Investments Limited ACN 096 259 979	Avanteos Investments Limited		164,366 Fully paid ordinary shares
Colonial First State Investments Limited ACN 002 348 352	HSBC UK		65,673 Fully paid ordinary shares
Colonial First State Investments Limited (Note 1) ACN 002 348 352	Citicorp Nominees Pty Limited (Australia)		5,252,140 Fully paid ordinary shares
Colonial First State Investments Limited (Note 1) ACN 002 348 352	UBS Nominees Pty Ltd		258,505 Fully paid ordinary shares
Colonial First State Investments Limited (Note 1) ACN 002 348 352	Citibank N A Hong Kong		6,198,388 Fully paid ordinary shares
Realindex Investments Pty Limited ACN 133 312 017	National Bank Nominees Pty Limited		81,077 Fully paid ordinary shares
Realindex Investments Pty Limited ACN 133 312 017	Citibank N A Hong Kong		876,418 Fully paid ordinary shares
Commonwealth Bank Officers Superannuation Corporation Pty Limited ACN 074 519 798	Citicorp Nominees Pty Limited (Australia)		134,788 Fully paid ordinary shares
Colonial First State Asset Management (Australia) Limited ACN 114 194 311	Northern Trust Company		614,836 Fully paid ordinary shares
Colonial First State Asset Management (Australia) Limited ACN 114 194 311	Brown Brothers Harriman		47,402 Fully paid ordinary shares
Colonial First State Asset Management (Australia) Limited ACN 114 194 311	The Bank of New York Mellon Corp		166,333 Fully paid ordinary shares
Colonial First State Asset Management (Australia) Limited ACN 114 194 311	BNP Paribas Securities		92,412 Fully paid ordinary shares
Colonial First State Asset Management (Australia)	Citicorp Nominees Pty Limited (Australia)		884,539 Fully paid ordinary shares

Limited ACN 114 194 311			
Colonial First State Asset Management (Australia) Limited ACN 114 194 311	State Street Global Services		533,951 Fully paid ordinary shares
Colonial First State Asset Management (Australia) Limited ACN 114 194 311	State Street Global Advisors (Australia) Limited		139,160 Fully paid ordinary shares
Colonial First State Asset Management (Australia) Limited ACN 114 194 311	Citibank N A Hong Kong		4,654,245 Fully paid ordinary shares

5. Consideration

The consideration paid for each relevant interest referred to in paragraph 3 above, and acquired in the four months prior to the day that the substantial holder became a substantial holder is as follows:

Holder of relevant interest	Date of acquisition	Consideration-Cash	Consideration-Non-Cash	Class and number of securities
See annexure B to this notice				

6. Associates

The reasons the persons named in paragraph 3 above are associates of the substantial holder are as follows:

Name and ACN/ARSN (if applicable)	Nature of association
First State Investments (Hong Kong) Ltd ACN 206616	An indirect wholly-owned subsidiary, and therefore related body corporate, of Commonwealth Bank of Australia
ASB Group Investments Limited Company Number 533945	An indirect wholly-owned subsidiary, and therefore related body corporate, of Commonwealth Bank of Australia
Commonwealth Bank Officers Superannuation Corporation Pty Limited ACN 074 519 798	A direct wholly-owned subsidiary, and therefore related body corporate, of Commonwealth Bank of Australia
CBA Equities Limited ACN 003 485 952	An indirect wholly-owned subsidiary, and therefore related body corporate, of Commonwealth Bank of Australia
Colonial First State Asset Management (Australia) Limited ACN 114 194 311	An indirect wholly-owned subsidiary, and therefore related body corporate, of Commonwealth Bank of Australia
First State Investment Management (UK) Limited ACN SC0 477 08	An indirect wholly-owned subsidiary, and therefore related body corporate, of Commonwealth Bank of Australia
Avanteos Investments Limited ACN 096 259 979	An indirect wholly-owned subsidiary, and therefore related body corporate, of Commonwealth Bank of Australia
Realindex Investments Pty Limited ACN 133 312 017	An indirect wholly-owned subsidiary, and therefore related body corporate, of Commonwealth Bank of Australia
First State Investments (Singapore) ACN 196900420D	An indirect wholly-owned subsidiary, and therefore related body corporate, of Commonwealth Bank of Australia
Colonial First State Investments Limited ACN 002 348 352	An indirect wholly-owned subsidiary, and therefore related body corporate, of Commonwealth Bank of Australia
Sovereign Services Limited ACN 969417	An indirect wholly-owned subsidiary, and therefore related body corporate, of Commonwealth Bank of Australia
The Colonial Mutual Life Assurance Society Limited ACN 004 021 809	An indirect wholly-owned subsidiary, and therefore related body corporate, of Commonwealth Bank of Australia

7. Addresses

The addresses of persons named in this form are as follows:

Name	Address
First State Investments (Hong Kong) Ltd ACN 206616	6th Floor, Three Exchange Square, 8 Connaught Place, Central, Hong Kong
ASB Group Investments Limited Company Number 533945	Level 2, ASB North Wharf, 12 Jellicoe Street, Auckland, 1010 , New Zealand
Commonwealth Bank Officers Superannuation Corporation Pty Limited ACN 074 519 798	Level 11 Tower 1, 201 Sussex St Sydney NSW 2001
CBA Equities Limited ACN 003 485 952	Ground Floor Tower 1, 201 Sussex Street, Sydney, NSW, 2000, Australia
Colonial First State Asset Management (Australia) Limited ACN 114 194 311	Ground Floor Tower 1, 201 Sussex Street, Sydney, NSW, 2000, Australia
First State Investment Management (UK) Limited ACN SC0 477 08	23 St Andrew Square Edinburgh EH2 1BB
Avanteos Investments Limited ACN 096 259 979	Ground Floor Tower 1, 201 Sussex Street, Sydney, NSW, 2000, Australia
Realindex Investments Pty Limited ACN 133 312 017	Ground Floor Tower 1, 201 Sussex Street, Sydney, NSW, 2000, Australia
First State Investments (Singapore) ACN 196900420D	1 Temasek Avenue, #17-01 Millenia Tower, SINGAPORE, 039192
Colonial First State Investments Limited ACN 002 348 352	Ground Floor Tower 1, 201 Sussex Street, Sydney, NSW, 2000, Australia
Sovereign Services Limited ACN 969417	Level 2, ASB North Wharf, 12 Jellicoe Street, Auckland, 1010 , New Zealand
The Colonial Mutual Life Assurance Society Limited ACN 004 021 809	Ground Floor Tower 1, 201 Sussex Street, Sydney, NSW, 2000, Australia

8. Signature

NOTE 1--(This note is relevant to section 2,3,4 and 5)

The relevant interests in these securities:

- a) are/were held by Colonial First State Investments Limited (CFS) as responsible entity of the specified registered managed investment schemes and relate(d) to holdings in connection with the Colonial First State First Choice product range. Decisions to buy/sell those securities and exercise voting rights in relation to those securities are made by managers to whom CFS has outsourced those functions. By instrument dated 29 October 2001 the Australian Securities and Investments Commission ("ASIC") has granted certain relief to CFS and its related bodies corporate for these holdings from the applicable provisions of Chapter 6 of the Corporations Act in relation to the acquisition of or increase in voting power of such securities (the Manager Relief). These managers are not associates of, other than by virtue of an agreement in accordance with the terms of the Manager Relief, the Commonwealth Bank of Australia group; or
- b) are/were held by or for the benefit of specified index funds where the funds have an objective of maintaining a portfolio tracking error less than 0.5% per annum. ASIC has granted certain relief to CFS and its related bodies corporate for these holdings from the applicable provisions of Chapter 6 of the Corporations Act in relation to the acquisition of or increase in voting power of such securities.




Dated the 15 day of April 2016

Carla Collingwood-Company Secretary

Annexure A

This is annexure A referred to in Form 603, Notice of initial substantial holder dated **14/04/2016**



Carla Collingwood

Company Secretary

Dated the 15 April 2016

SCHEDULE

AEGIS CORRECTIONAL PARTNERSHIP PTY LTD
AEGIS LIMITED
AHL HOLDINGS PTY LIMITED
ALTONA V6 PTY LIMITED
ASB BANK LIMITED
ASB CAPITAL LIMITED (NZX-ASBPA)
ASB CAPITAL NO.2 LIMITED (NZX-ASBPB)
ASB FINANCE LIMITED
ASB FUNDING LIMITED
ASB GROUP (LIFE) LIMITED
ASB GROUP INVESTMENTS LIMITED
ASB HOLDINGS LIMITED
ASB MANAGEMENT SERVICES LIMITED
ASB NOMINEES LIMITED
ASB SECURITIES LIMITED
ASKLEPIOS LIMITED
ASPIRE SCHOOLS FINANCING (QLD) PTY LIMITED
ASPIRE SCHOOLS HOLDINGS (QLD) PTY LIMITED
AUSIEX NOMINEES PTY LIMITED
AUSTRALIAN INVESTMENT EXCHANGE LIMITED
AVANTEOS INVESTMENTS LIMITED
AVANTEOS PTY LTD
BANK OF HANGZHOU CO. LTD
BANKWEST FOUNDATION LIMITED
BDELTA VESSEL NO 1 PTY LTD
BDELTA VESSEL NO 2 PTY LTD
BDELTA VESSEL NO 3 PTY LTD
BDELTA VESSEL NO 4 PTY LTD
BOCOMMLIFE INSURANCE COMPANY LIMITED
BOND INVESTMENTS NO 1 LIMITED
BOND INVESTMENTS UK LIMITED
BW FINANCIAL ADVICE LIMITED
BW SECURITISATION MANAGEMENT PTY LTD
BWA GROUP SERVICES PTY LTD
BWA INTELLECTUAL PROPERTY HOLDINGS LIMITED
CAPITAL 121 PTY LIMITED
CARDS NZ LIMITED
CBA (EUROPE) FINANCE LTD (IN LIQUIDATION)
CBA A319 4624 PTY LIMITED
CBA A319 4635 PTY LIMITED
CBA A320 4077 PTY LTD
CBA A320 4948 PTY LIMITED
CBA A320 5156 PTY LIMITED
CBA A320 5249 PTY LTD
CBA A320 5289 PTY LTD
CBA A320 5638 PTY LTD
CBA A320 6749 PTY LIMITED
CBA A320 AIRCRAFT NO1 PTY LTD
CBA A330 1427 Pty Ltd
CBA A330 1453 PTY LIMITED
CBA AIR A320 2714 PTY LIMITED
CBA AIR PTY LTD
CBA ASSET FINANCE (NZ) LIMITED
CBA ASSET HOLDINGS (NZ) LIMITED
CBA B377 37091 PTY LTD
CBA B738 39822 PTY LIMITED
CBA CAPITAL AUSTRALIA PTY LIMITED
CBA CAPITAL HOLDINGS INC.
CBA CAPITAL TRUST I
CBA CAPITAL TRUST II
CBA CORPORATE SERVICES (NSW) PTY LIMITED
CBA CORPORATE SERVICES (VIC) PTY LIMITED
CBA EQUITIES LIMITED
CBA EUROPE LIMITED
CBA FUNDING (NZ) LIMITED
CBA FUNDING HOLDINGS PTY LTD
CBA FUNDING TRUST I
CBA INTERNATIONAL FINANCE PTY. LIMITED
CBA INTERNATIONAL FINANCIAL SERVICES LIMITED (formerly known as COMMBANK MANAGEMENT CONSULTING (ASIA) COMPANY LIMITED)
CBA INVESTMENTS (NO.4) LIMITED
CBA IT CO PTY LIMITED
CBA MTE RAIL COMPANY PTY LIMITED
CBA NZ HOLDING LIMITED
CBA RAIL & TRAM COMPANY PTY LIMITED
CBA REAL ESTATE FUNDING (NZ) LIMITED
CBA SA HOLDINGS PROPRIETARY LIMITED
CBA SERVICES SINGAPORE PTE LTD
CBA SPECIALISED FINANCING PTY LIMITED
CBA STAFF COMMUNITY FUND LIMITED
CBA USD FUNDING LIMITED
CBA USD INVESTMENTS PTY LIMITED
CBFC LEASING PTY. LIMITED
CBFC LIMITED
CFS Newham Limited
CFSPA I EUROPE CO LIMITED (formerly known as CFSPA I MALTA CO LIMITED)
CFSPA I EUROPE HOLDCO LIMITED (formerly known as CFSPA I MALTA HOLDCO LIMITED)
CHRISTMAS BREAK PTY LTD
CHULLORA EQUITY INVESTMENT (NO 1) PTY


LIMITED
 CHULLORA EQUITY INVESTMENT (NO 2) PTY LIMITED
 CHULLORA EQUITY INVESTMENT (NO 3) PTY LIMITED
 CIPL ARARAT PTY LTD
 CIPL SA SCHOOLS PTY LTD
 CISL (HAZELWOOD) PTY. LIMITED
 CM-SOMERTON PTY. LTD.
 CMG ASIA LIFE HOLDINGS LIMITED
 CMG ASIA PTY LTD
 COLLATERAL LEASING PTY LTD
 Colonial (UK) Trustees Limited
 COLONIAL FIRST STATE ASSET MANAGEMENT (AUSTRALIA) LIMITED
 COLONIAL FIRST STATE GROUP LIMITED
 COLONIAL FIRST STATE INFRASTRUCTURE HOLDINGS LIMITED
 COLONIAL FIRST STATE INFRASTRUCTURE MANAGERS (AUSTRALIA) PTY LTD
 Colonial First State Investment Managers (UK) Limited
 COLONIAL FIRST STATE INVESTMENTS (NZ) LIMITED (PENDING DEREGISTRATION)
 COLONIAL FIRST STATE INVESTMENTS LIMITED
 COLONIAL FIRST STATE MANAGED INFRASTRUCTURE LIMITED
 COLONIAL HOLDING COMPANY LIMITED
 COLONIAL MUTUAL SUPERANNUATION PTY. LTD.
 COLONIAL SERVICES PTY LIMITED
 COMMBANK EUROPE LIMITED
 COMMBANK MANAGEMENT CONSULTING (SHANGHAI) COMPANY LIMITED
 COMMFOUNDATION PTY LIMITED
 COMMINTERNATIONAL LIMITED
 COMMONWEALTH AUSTRALIA SECURITIES LLC
 COMMONWEALTH BANK OF AUSTRALIA
 COMMONWEALTH BANK OF AUSTRALIA (CHENG'AN) COUNTY BANK CO. LTD.
 COMMONWEALTH BANK OF AUSTRALIA (CIXIAN) COUNTY BANK CO. LTD
 COMMONWEALTH BANK OF AUSTRALIA (DENG FENG) COUNTY BANK CO. LTD
 COMMONWEALTH BANK OF AUSTRALIA (HANDANXIAN) COUNTY BANK CO. LTD.
 COMMONWEALTH BANK OF AUSTRALIA (JIYUAN) COUNTY BANK CO. LTD
 COMMONWEALTH BANK OF AUSTRALIA (LANKAO) COUNTY BANK CO. LTD
 COMMONWEALTH BANK OF AUSTRALIA (LUANCHENG) COUNTY BANK CO. LTD
 COMMONWEALTH BANK OF AUSTRALIA (MIANCHI) COUNTY BANK CO. LTD
 COMMONWEALTH BANK OF AUSTRALIA (SHEXIAN) COUNTY BANK CO. LTD
 COMMONWEALTH BANK OF AUSTRALIA (UK) STAFF BENEFITS SCHEME TRUSTEE COMPANY LIMITED
 COMMONWEALTH BANK OF AUSTRALIA (WEIXIAN) COUNTY BANK CO. LTD.
 COMMONWEALTH BANK OF AUSTRALIA (WENXIAN) COUNTY BANK CO. LTD

COMMONWEALTH BANK OF AUSTRALIA (XINJI) COUNTY BANK CO. LTD
 COMMONWEALTH BANK OF AUSTRALIA (YICHUAN) COUNTY BANK CO. LTD
 COMMONWEALTH BANK OF AUSTRALIA (YONGCHENG) COUNTY BANK CO. LTD
 COMMONWEALTH BANK OF AUSTRALIA (YONGNIAN) COUNTY BANK CO. LTD
 COMMONWEALTH BANK OFFICERS
 SUPERANNUATION CORPORATION PTY LIMITED
 Commonwealth Custodial Services Pty Ltd
 COMMONWEALTH DEVELOPMENT BANK OF AUSTRALIA PTY LIMITED
 COMMONWEALTH FINANCIAL PLANNING LIMITED
 COMMONWEALTH INSURANCE HOLDINGS LIMITED
 COMMONWEALTH INSURANCE LIMITED
 COMMONWEALTH INVESTMENTS PTY LIMITED
 COMMONWEALTH PRIVATE LIMITED
 COMMONWEALTH SECURITIES LIMITED
 COMMONWEALTH INTERNATIONAL HOLDINGS PTY LIMITED
 COMSEC NOMINEES PTY LIMITED
 CORE EQUITY SERVICES NOMINEES PTY LIMITED
 COUNT FINANCIAL LIMITED
 CRYSTAL AVENUE PTY LIMITED
 CTB AUSTRALIA LIMITED
 ELLAS CONTAINER SHIP COMPANY 1 PTY LIMITED
 ELLAS CONTAINER SHIP COMPANY 2 PTY LIMITED
 EMERALD HOLDING COMPANY PTY LIMITED
 EQUIGROUP HOLDINGS PTY LIMITED
 FINANCIAL WISDOM LIMITED
 FINCONNECT (AUSTRALIA) PTY LTD
 FIRST STATE CINDA FUND MANAGEMENT COMPANY LIMITED
 First State European Diversified Infrastructure Sarl
 First State Funds Plc
 First State Global Umbrella Fund Public Limited Company
 FIRST STATE INFRASTRUCTURE MANAGERS (INTERNATIONAL) LIMITED
 First State Infrastructure S.à r.l.
 First State Investment Management (UK) Limited
 FIRST STATE INVESTMENT MANAGERS (ASIA) LIMITED
 First State Investment Services (UK) Limited
 FIRST STATE INVESTMENTS (HONG KONG) LIMITED
 FIRST STATE INVESTMENTS (JAPAN) LIMITED
 FIRST STATE INVESTMENTS (NZ) LIMITED
 FIRST STATE INVESTMENTS (SINGAPORE)
 First State Investments (UK Holdings) Limited
 First State Investments (UK) Limited
 FIRST STATE INVESTMENTS (US) LLC
 First State Investments Fund Management Sarl
 First State Investments GIP Management Sarl
 FIRST STATE INVESTMENTS HOLDINGS (SINGAPORE) LIMITED
 First State Investments ICVC
 First State Investments International Inc
 First State Investments International Limited
 FIRST STATE NOMINEES (HONG KONG) LIMITED

FSIB LTD (formerly known as FIRST STATE INVESTMENTS (BERMUDA) LIMITED)
 FSIC Limited (formerly known as First State Investments (Cayman) Limited)
 GT USD FUNDING PTY LIMITED
 HAZELWOOD INVESTMENT COMPANY PTY LIMITED
 HOMEPAATH PTY LIMITED
 INVERLOCH LEASING PTY LIMITED
 INVESTMENT CUSTODIAL SERVICES LIMITED
 INVESTOR SECURITIES PTY LTD (PENDING DEREGISTRATION)
 INVESTORWEB.COM. PTY LIMITED
 IWL BROKING SOLUTIONS LIMITED
 IWL LIMITED
 JACQUES MARTIN ADMINISTRATION AND CONSULTING PTY LTD
 JACQUES MARTIN PTY. LTD.
 LOFT NO 1 PTY LIMITED
 LOFT NO 2 PTY LIMITED
 LOFT NO.3 PTY LIMITED
 MIS FUNDING NO.1 PTY LIMITED
 MORTGAGE HOLDING TRUST COMPANY LIMITED
 MTE DEBT VEHICLE PTY LTD
 MTE LESSOR 1 PTY LTD
 MTE LESSOR 2 PTY LTD
 MTE LESSOR 3 PTY LTD
 MTE LESSOR 4 PTY LTD
 MTE LESSOR 5 PTY LTD
 MTE NOMINEE PARTNER PTY LTD
 NETSHARE NOMINEES PTY LTD
 NEWPORT LIMITED
 NEWSHELF 1314 (PTY) LTD
 NEWSHELF 1315 (PTY) LTD
 NIMITZ NOMINEES PTY LIMITED
 ORE & OVERBURDEN PTY LIMITED
 PREFERRED CAPITAL LIMITED
 PREMIUM ALTERNATIVE INVESTMENTS PTY LIMITED
 PREMIUM CUSTODY SERVICES PTY LTD
 PREMIUM PLANTATIONS PTY LIMITED
 PREMIUM PLANTATIONS SERVICES PTY LTD
 PT BANK COMMONWEALTH
 PT COMMONWEALTH LIFE
 PT FIRST STATE INVESTMENTS INDONESIA QILU BANK CO. LTD.
 REALINDEX INVESTMENTS PTY LIMITED
 RELIANCE ACHIEVER PTY LIMITED
 RESIDENTIAL MORTGAGE GROUP PTY LTD
 ROCK & RUBBLE (DEBT VEHICLE) PTY LIMITED
 ROCK & RUBBLE (EXISTING) PTY LIMITED
 ROCK & RUBBLE (NEW) PTY LIMITED
 SAF MINING NO.2 PTY LIMITED
 SAF Mining No1 Pty Limited
 SAFE NO1 PTY LTD
 SAFE NO17 PTY LIMITED
 SAFE NO2 PTY LTD
 SAFE NO3 PTY LTD
 SAFE NO4 PTY LIMITED
 SAFE NO9 PTY LIMITED
 SAFE USD HOLDINGS PTY LTD
 SBN NOMINEES PTY. LIMITED
 SECURITISATION ADVISORY SERVICES PTY. LIMITED
 SECURITISATION MANAGEMENT SERVICES LIMITED
 SECURITY HOLDING INVESTMENT ENTITY LINKING DEALS LIMITED
 SENBARY PTY LIMITED
 SHARE DIRECT NOMINEES PTY LIMITED
 SHARE INVESTMENTS PTY LIMITED
 SI Holdings Limited
 SIF RAILWAY NO.1 PTY LIMITED (IN LIQUIDATION)
 SIF RAILWAY NO.2 PTY LIMITED (IN LIQUIDATION)
 SOVEREIGN ASSURANCE COMPANY LIMITED
 SOVEREIGN SERVICES LIMITED
 SOVEREIGN SUPERANNUATION FUNDS LIMITED
 SOVEREIGN SUPERANNUATION TRUSTEES LIMITED
 ST ANDREW'S AUSTRALIA PTY LTD
 STATE NOMINEES LTD
 SWAN SECURITISATION FINANCE PTY LIMITED (IN LIQUIDATION)
 SWAN SECURITISATION INVESTMENTS PTY LTD (IN LIQUIDATION)
 T.W. CUSTODIANS LIMITED
 TANKSTREAM RAIL (BY - 1) PTY LIMITED
 TANKSTREAM RAIL (BY - 2) PTY LIMITED
 TANKSTREAM RAIL (BY - 3) PTY LIMITED
 TANKSTREAM RAIL (BY - 4) PTY LIMITED
 TANKSTREAM RAIL (SW - 1) PTY LIMITED
 TANKSTREAM RAIL (SW - 2) PTY LIMITED
 TANKSTREAM RAIL (SW - 3) PTY LIMITED
 TANKSTREAM RAIL (SW - 4) PTY LIMITED
 TANKSTREAM RAIL (VICTORIA) PTY LIMITED
 THE COLONIAL MUTUAL LIFE ASSURANCE SOCIETY LIMITED
 TOTAL KEEN INVESTMENT LIMITED
 TYME CAPITAL PROPRIETARY LIMITED
 TYME INFIELD PROPRIETARY LIMITED (formerly know as EDGE FIELD MARKETING PROPRIETARY LTD)
 TYME INTELLECTUAL PROPERTIES PROPRIETARY LIMITED
 TYME INVESTMENTS PROPRIETARY LIMITED
 TYME TECHNICAL SOLUTIONS PROPRIETARY LIMITED
 VATOSCAN PROPRIETARY LIMITED
 VH-VZF PTY LTD
 VH-VZG PTY LTD
 VH-VZH PTY LTD
 VIETNAM INTERNATIONAL BANK (VIETNAM INTERNATIONAL COMMERCIAL JOINT STOCK BANK)
 VIPRO PTY LIMITED
 WESTSIDE PROPERTIES LIMITED

Annexure B

This is annexure B referred to in Form 603, Notice of initial substantial holder dated **14/04/2016**



Carla Collingwood Company Secretary Dated the 15 April 2016

CBA Equities Limited ACN 003 485 952

Holder of relevant interest	Date of acquisition	Consideration Cash	Consideration Non-Cash	Class and number of securities
CBA Equities Limited ACN 003 485 952	Friday, 12 February 2016	N/A		200,000 Ordinary shares (borrowed from Citigroup Global Markets Australia Pty Ltd, see Annexure C)
CBA Equities Limited ACN 003 485 952	Thursday, 14 January 2016	2,331.71		431 Ordinary shares
CBA Equities Limited ACN 003 485 952	Thursday, 14 January 2016	411.16		76 Ordinary shares
CBA Equities Limited ACN 003 485 952	Thursday, 14 January 2016	9,435.04		1,744 Ordinary shares
CBA Equities Limited ACN 003 485 952	Friday, 18 March 2016	N/A		39,564 Ordinary shares (borrowed from Barclays Capital Securities Ltd, see Annexure C)
CBA Equities Limited ACN 003 485 952	Monday, 21 March 2016	N/A		177,687 Ordinary shares (borrowed from Barclays Capital Securities Ltd, see Annexure C)
CBA Equities Limited ACN 003 485 952	Tuesday, 22 March 2016	N/A		222,352 Ordinary shares (borrowed from Barclays Capital Securities Ltd, see Annexure C)
CBA Equities Limited ACN 003 485 952	Thursday, 24 March 2016	N/A		214,058 Ordinary shares (borrowed from Barclays Capital Securities Ltd, see Annexure C)
CBA Equities Limited ACN 003 485 952	Friday, 25 March 2016	N/A		214,058 Ordinary shares (borrowed from Barclays Capital Securities Ltd, see Annexure C)
CBA Equities Limited ACN 003 485 952	Monday, 28 March 2016	N/A		214,058 Ordinary shares (borrowed from Barclays Capital Securities Ltd,

				see Annexure C)
CBA Equities Limited ACN 003 485 952	Tuesday, 29 March 2016	N/A		214,058 Ordinary shares (borrowed from Barclays Capital Securities Ltd, see Annexure C)
CBA Equities Limited ACN 003 485 952	Wednesday, 30 March 2016	N/A		214,058 Ordinary shares (borrowed from Barclays Capital Securities Ltd, see Annexure C)
CBA Equities Limited ACN 003 485 952	Friday, 1 April 2016	N/A		246,546 Ordinary shares (borrowed from Barclays Capital Securities Ltd, see Annexure C)
CBA Equities Limited ACN 003 485 952	Monday, 4 April 2016	N/A		235,276 Ordinary shares (borrowed from Barclays Capital Securities Ltd, see Annexure C)
CBA Equities Limited ACN 003 485 952	Tuesday, 5 April 2016	N/A		287,465 Ordinary shares (borrowed from Barclays Capital Securities Ltd, see Annexure C)
CBA Equities Limited ACN 003 485 952	Wednesday, 6 April 2016	N/A		264,295 Ordinary shares (borrowed from Barclays Capital Securities Ltd, see Annexure C)
CBA Equities Limited ACN 003 485 952	Thursday, 7 April 2016	N/A		261,428 Ordinary shares (borrowed from Barclays Capital Securities Ltd, see Annexure C)
CBA Equities Limited ACN 003 485 952	Friday, 8 April 2016	N/A		261,428 Ordinary shares (borrowed from Barclays Capital Securities Ltd, see Annexure C)
CBA Equities Limited ACN 003 485 952	Monday, 11 April 2016	N/A		421,386 Ordinary shares (borrowed from Barclays Capital Securities Ltd, see Annexure C)
CBA Equities Limited ACN 003 485 952	Tuesday, 12 April 2016	N/A		558,855 Ordinary shares (borrowed from Barclays Capital Securities Ltd, see Annexure C)
CBA Equities Limited ACN 003 485 952	Wednesday, 13 April 2016	N/A		699,312 Ordinary shares (borrowed from Barclays Capital Securities Ltd, see Annexure C)
CBA Equities Limited	Monday, 14 December	3,304.18		653 Ordinary shares

ACN 003 485 952	2015			
CBA Equities Limited ACN 003 485 952	Monday, 14 December 2015	313.10		62 Ordinary shares
CBA Equities Limited ACN 003 485 952	Monday, 14 December 2015	4,113.55		805 Ordinary shares
CBA Equities Limited ACN 003 485 952	Monday, 14 December 2015	2,631.65		515 Ordinary shares
CBA Equities Limited ACN 003 485 952	Monday, 14 December 2015	7,401.60		1,440 Ordinary shares
CBA Equities Limited ACN 003 485 952	Tuesday, 15 December 2015	8,452.50		1,610 Ordinary shares
CBA Equities Limited ACN 003 485 952	Tuesday, 15 December 2015	8,468.60		1,610 Ordinary shares
CBA Equities Limited ACN 003 485 952	Tuesday, 15 December 2015	4,242.35		805 Ordinary shares
CBA Equities Limited ACN 003 485 952	Tuesday, 15 December 2015	6,304.10		1,210 Ordinary shares
CBA Equities Limited ACN 003 485 952	Tuesday, 15 December 2015	1,510.90		290 Ordinary shares
CBA Equities Limited ACN 003 485 952	Tuesday, 15 December 2015	573.10		110 Ordinary shares
CBA Equities Limited ACN 003 485 952	Tuesday, 15 December 2015	4,911.92		951 Ordinary shares
CBA Equities Limited ACN 003 485 952	Tuesday, 15 December 2015	702.44		136 Ordinary shares
CBA Equities Limited ACN 003 485 952	Tuesday, 15 December 2015	5,547.21		1,074 Ordinary shares
CBA Equities Limited ACN 003 485 952	Wednesday, 16 December 2015	4,153.80		805 Ordinary shares
CBA Equities Limited ACN 003 485 952	Wednesday, 16 December 2015	42.28		8 Ordinary shares
CBA Equities Limited ACN 003 485 952	Wednesday, 16 December 2015	8,500.80		1,610 Ordinary shares
CBA Equities Limited ACN 003 485 952	Wednesday, 16 December 2015	6,400.90		1,210 Ordinary shares
CBA Equities Limited ACN 003 485 952	Wednesday, 16 December 2015	4,282.60		805 Ordinary shares

CBA Equities Limited ACN 003 485 952	Wednesday, 16 December 2015	3,914.73		729 Ordinary shares
CBA Equities Limited ACN 003 485 952	Wednesday, 16 December 2015	2,744.07		511 Ordinary shares
CBA Equities Limited ACN 003 485 952	Wednesday, 16 December 2015	4,234.30		805 Ordinary shares
CBA Equities Limited ACN 003 485 952	Wednesday, 16 December 2015	6,376.70		1,210 Ordinary shares
CBA Equities Limited ACN 003 485 952	Wednesday, 16 December 2015	4,258.45		805 Ordinary shares
CBA Equities Limited ACN 003 485 952	Wednesday, 16 December 2015	4,258.45		805 Ordinary shares
CBA Equities Limited ACN 003 485 952	Wednesday, 16 December 2015	4,282.60		805 Ordinary shares
CBA Equities Limited ACN 003 485 952	Wednesday, 16 December 2015	4,290.65		805 Ordinary shares
CBA Equities Limited ACN 003 485 952	Wednesday, 16 December 2015	4,282.60		805 Ordinary shares
CBA Equities Limited ACN 003 485 952	Wednesday, 16 December 2015	345.80		65 Ordinary shares
CBA Equities Limited ACN 003 485 952	Wednesday, 16 December 2015	3,936.80		740 Ordinary shares
CBA Equities Limited ACN 003 485 952	Thursday, 17 December 2015	501,649.50		91,209 Ordinary shares
CBA Equities Limited ACN 003 485 952	Thursday, 17 December 2015	243,512.50		44,275 Ordinary shares
CBA Equities Limited ACN 003 485 952	Thursday, 17 December 2015	72,336.00		13,152 Ordinary shares
CBA Equities Limited ACN 003 485 952	Thursday, 17 December 2015	510,763.00		92,866 Ordinary shares
CBA Equities Limited ACN 003 485 952	Thursday, 17 December 2015	4,430.70		810 Ordinary shares
CBA Equities Limited ACN 003 485 952	Thursday, 17 December 2015	8,959.50		1,650 Ordinary shares
CBA Equities Limited ACN 003 485 952	Thursday, 17 December 2015	565.24		104 Ordinary shares
CBA Equities Limited	Thursday, 17 December	4,888.65		897 Ordinary shares

ACN 003 485 952	2015			
CBA Equities Limited ACN 003 485 952	Thursday, 17 December 2015	10,414.95		1,911 Ordinary shares
CBA Equities Limited ACN 003 485 952	Thursday, 17 December 2015	21,691.00		3,980 Ordinary shares
CBA Equities Limited ACN 003 485 952	Thursday, 17 December 2015	1,978.35		363 Ordinary shares
CBA Equities Limited ACN 003 485 952	Thursday, 17 December 2015	3,940.35		723 Ordinary shares
CBA Equities Limited ACN 003 485 952	Thursday, 17 December 2015	1,362.50		250 Ordinary shares
CBA Equities Limited ACN 003 485 952	Thursday, 17 December 2015	1,329.80		244 Ordinary shares
CBA Equities Limited ACN 003 485 952	Thursday, 17 December 2015	59,459.50		10,910 Ordinary shares
CBA Equities Limited ACN 003 485 952	Thursday, 17 December 2015	277.95		51 Ordinary shares
CBA Equities Limited ACN 003 485 952	Thursday, 17 December 2015	8,196.80		1,504 Ordinary shares
CBA Equities Limited ACN 003 485 952	Thursday, 17 December 2015	9,755.50		1,790 Ordinary shares
CBA Equities Limited ACN 003 485 952	Thursday, 17 December 2015	29,010.35		5,323 Ordinary shares
CBA Equities Limited ACN 003 485 952	Thursday, 17 December 2015	2,065.55		379 Ordinary shares
CBA Equities Limited ACN 003 485 952	Friday, 18 December 2015	4,325.40		810 Ordinary shares
CBA Equities Limited ACN 003 485 952	Friday, 18 December 2015	1,804.92		338 Ordinary shares
CBA Equities Limited ACN 003 485 952	Friday, 18 December 2015	592.74		111 Ordinary shares
CBA Equities Limited ACN 003 485 952	Friday, 18 December 2015	5,158.44		966 Ordinary shares
CBA Equities Limited ACN 003 485 952	Friday, 18 December 2015	4,309.20		810 Ordinary shares
CBA Equities Limited ACN 003 485 952	Friday, 18 December 2015	1,266.70		239 Ordinary shares

CBA Equities Limited ACN 003 485 952	Friday, 18 December 2015	4,309.20		810 Ordinary shares
CBA Equities Limited ACN 003 485 952	Friday, 18 December 2015	4,325.40		810 Ordinary shares
CBA Equities Limited ACN 003 485 952	Friday, 18 December 2015	4,325.40		810 Ordinary shares
CBA Equities Limited ACN 003 485 952	Friday, 18 December 2015	1,938.15		365 Ordinary shares
CBA Equities Limited ACN 003 485 952	Friday, 18 December 2015	2,166.48		408 Ordinary shares
CBA Equities Limited ACN 003 485 952	Friday, 18 December 2015	196.47		37 Ordinary shares
CBA Equities Limited ACN 003 485 952	Friday, 18 December 2015	4,325.40		810 Ordinary shares
CBA Equities Limited ACN 003 485 952	Friday, 18 December 2015	90.78		17 Ordinary shares
CBA Equities Limited ACN 003 485 952	Friday, 18 December 2015	592.74		111 Ordinary shares
CBA Equities Limited ACN 003 485 952	Friday, 18 December 2015	1,581.53		297 Ordinary shares
CBA Equities Limited ACN 003 485 952	Friday, 18 December 2015	266.25		50 Ordinary shares
CBA Equities Limited ACN 003 485 952	Friday, 18 December 2015	744.80		140 Ordinary shares
CBA Equities Limited ACN 003 485 952	Friday, 18 December 2015	7,941.70		1,490 Ordinary shares
CBA Equities Limited ACN 003 485 952	Friday, 18 December 2015	155.01		29 Ordinary shares
CBA Equities Limited ACN 003 485 952	Friday, 18 December 2015	5,040.34		943 Ordinary shares
CBA Equities Limited ACN 003 485 952	Friday, 18 December 2015	7,662.90		1,435 Ordinary shares
CBA Equities Limited ACN 003 485 952	Friday, 18 December 2015	4,309.20		810 Ordinary shares
CBA Equities Limited ACN 003 485 952	Friday, 18 December 2015	212.40		40 Ordinary shares
CBA Equities Limited	Friday, 18 December	1,593.00		300 Ordinary shares

ACN 003 485 952	2015			
CBA Equities Limited ACN 003 485 952	Friday, 18 December 2015	329.22		62 Ordinary shares
CBA Equities Limited ACN 003 485 952	Friday, 18 December 2015	5.31		1 Ordinary shares
CBA Equities Limited ACN 003 485 952	Friday, 18 December 2015	2,086.83		393 Ordinary shares
CBA Equities Limited ACN 003 485 952	Monday, 21 December 2015	1,893.92		356 Ordinary shares
CBA Equities Limited ACN 003 485 952	Monday, 21 December 2015	4,306.75		805 Ordinary shares
CBA Equities Limited ACN 003 485 952	Monday, 21 December 2015	4,306.75		805 Ordinary shares
CBA Equities Limited ACN 003 485 952	Monday, 21 December 2015	4,290.65		805 Ordinary shares
CBA Equities Limited ACN 003 485 952	Monday, 21 December 2015	1,391.13		261 Ordinary shares
CBA Equities Limited ACN 003 485 952	Monday, 21 December 2015	639.60		120 Ordinary shares
CBA Equities Limited ACN 003 485 952	Monday, 21 December 2015	1,300.75		242 Ordinary shares
CBA Equities Limited ACN 003 485 952	Monday, 21 December 2015	375.90		70 Ordinary shares
CBA Equities Limited ACN 003 485 952	Monday, 21 December 2015	456.45		85 Ordinary shares
CBA Equities Limited ACN 003 485 952	Monday, 21 December 2015	451.08		84 Ordinary shares
CBA Equities Limited ACN 003 485 952	Monday, 21 December 2015	451.08		84 Ordinary shares
CBA Equities Limited ACN 003 485 952	Monday, 21 December 2015	451.08		84 Ordinary shares
CBA Equities Limited ACN 003 485 952	Monday, 21 December 2015	451.08		84 Ordinary shares
CBA Equities Limited ACN 003 485 952	Monday, 21 December 2015	451.08		84 Ordinary shares
CBA Equities Limited ACN 003 485 952	Monday, 21 December 2015	461.82		86 Ordinary shares

CBA Equities Limited ACN 003 485 952	Monday, 21 December 2015	69.81		13 Ordinary shares
CBA Equities Limited ACN 003 485 952	Monday, 21 December 2015	451.08		84 Ordinary shares
CBA Equities Limited ACN 003 485 952	Monday, 21 December 2015	451.08		84 Ordinary shares
CBA Equities Limited ACN 003 485 952	Monday, 21 December 2015	451.08		84 Ordinary shares
CBA Equities Limited ACN 003 485 952	Monday, 21 December 2015	311.46		58 Ordinary shares
CBA Equities Limited ACN 003 485 952	Monday, 21 December 2015	998.82		186 Ordinary shares
CBA Equities Limited ACN 003 485 952	Monday, 21 December 2015	295.35		55 Ordinary shares
CBA Equities Limited ACN 003 485 952	Monday, 21 December 2015	8,592.00		1,600 Ordinary shares
CBA Equities Limited ACN 003 485 952	Monday, 21 December 2015	4,314.80		805 Ordinary shares
CBA Equities Limited ACN 003 485 952	Monday, 21 December 2015	4,314.80		805 Ordinary shares
CBA Equities Limited ACN 003 485 952	Monday, 21 December 2015	36,593.24		6,764 Ordinary shares
CBA Equities Limited ACN 003 485 952	Monday, 21 December 2015	10,901.15		2,015 Ordinary shares
CBA Equities Limited ACN 003 485 952	Tuesday, 22 December 2015	1,262.70		230 Ordinary shares
CBA Equities Limited ACN 003 485 952	Tuesday, 22 December 2015	21.96		4 Ordinary shares
CBA Equities Limited ACN 003 485 952	Tuesday, 22 December 2015	3,134.79		571 Ordinary shares
CBA Equities Limited ACN 003 485 952	Tuesday, 22 December 2015	3,308.76		606 Ordinary shares
CBA Equities Limited ACN 003 485 952	Tuesday, 22 December 2015	1,086.54		199 Ordinary shares
CBA Equities Limited ACN 003 485 952	Tuesday, 22 December 2015	2,160.00		400 Ordinary shares
CBA Equities Limited	Tuesday, 22 December	2,215.35		405 Ordinary shares

ACN 003 485 952	2015			
CBA Equities Limited ACN 003 485 952	Tuesday, 22 December 2015	4,387.25		805 Ordinary shares
CBA Equities Limited ACN 003 485 952	Tuesday, 22 December 2015	7,853.25		1,415 Ordinary shares
CBA Equities Limited ACN 003 485 952	Tuesday, 22 December 2015	4,491.90		805 Ordinary shares
CBA Equities Limited ACN 003 485 952	Tuesday, 22 December 2015	4,483.85		805 Ordinary shares
CBA Equities Limited ACN 003 485 952	Tuesday, 22 December 2015	55,233.04		9,934 Ordinary shares
CBA Equities Limited ACN 003 485 952	Monday, 11 January 2016	16,566.82		2,927 Ordinary shares
CBA Equities Limited ACN 003 485 952	Monday, 11 January 2016	3,163.94		559 Ordinary shares
CBA Equities Limited ACN 003 485 952	Monday, 11 January 2016	26,234.10		4,635 Ordinary shares
CBA Equities Limited ACN 003 485 952	Tuesday, 12 January 2016	4,472.00		800 Ordinary shares
CBA Equities Limited ACN 003 485 952	Tuesday, 12 January 2016	4,408.00		800 Ordinary shares
CBA Equities Limited ACN 003 485 952	Tuesday, 12 January 2016	4,384.00		800 Ordinary shares
CBA Equities Limited ACN 003 485 952	Wednesday, 13 January 2016	2,564.24		482 Ordinary shares
CBA Equities Limited ACN 003 485 952	Wednesday, 13 January 2016	1,691.76		318 Ordinary shares
CBA Equities Limited ACN 003 485 952	Wednesday, 13 January 2016	2,835.56		533 Ordinary shares
CBA Equities Limited ACN 003 485 952	Wednesday, 13 January 2016	1,683.27		317 Ordinary shares
CBA Equities Limited ACN 003 485 952	Thursday, 14 January 2016	4,288.00		800 Ordinary shares
CBA Equities Limited ACN 003 485 952	Thursday, 14 January 2016	43,555.15		8,095 Ordinary shares
CBA Equities Limited ACN 003 485 952	Monday, 18 January 2016	4,272.00		800 Ordinary shares

CBA Equities Limited ACN 003 485 952	Tuesday, 19 January 2016	4,280.00		800 Ordinary shares
CBA Equities Limited ACN 003 485 952	Tuesday, 19 January 2016	4,376.00		800 Ordinary shares
CBA Equities Limited ACN 003 485 952	Tuesday, 19 January 2016	4,448.00		800 Ordinary shares
CBA Equities Limited ACN 003 485 952	Wednesday, 20 January 2016	499.59		91 Ordinary shares
CBA Equities Limited ACN 003 485 952	Wednesday, 20 January 2016	87.84		16 Ordinary shares
CBA Equities Limited ACN 003 485 952	Wednesday, 20 January 2016	10.98		2 Ordinary shares
CBA Equities Limited ACN 003 485 952	Wednesday, 20 January 2016	2,201.49		401 Ordinary shares
CBA Equities Limited ACN 003 485 952	Wednesday, 20 January 2016	21.96		4 Ordinary shares
CBA Equities Limited ACN 003 485 952	Wednesday, 20 January 2016	384.30		70 Ordinary shares
CBA Equities Limited ACN 003 485 952	Wednesday, 20 January 2016	384.30		70 Ordinary shares
CBA Equities Limited ACN 003 485 952	Thursday, 21 January 2016	4,440.00		800 Ordinary shares
CBA Equities Limited ACN 003 485 952	Thursday, 21 January 2016	1,827.12		331 Ordinary shares
CBA Equities Limited ACN 003 485 952	Thursday, 21 January 2016	77.28		14 Ordinary shares
CBA Equities Limited ACN 003 485 952	Thursday, 21 January 2016	1,876.80		340 Ordinary shares
CBA Equities Limited ACN 003 485 952	Thursday, 21 January 2016	4,416.00		800 Ordinary shares
CBA Equities Limited ACN 003 485 952	Friday, 22 January 2016	4,456.00		800 Ordinary shares
CBA Equities Limited ACN 003 485 952	Friday, 22 January 2016	4,424.00		800 Ordinary shares
CBA Equities Limited ACN 003 485 952	Friday, 22 January 2016	4,356.75		785 Ordinary shares
CBA Equities Limited	Friday, 22 January 2016	6,580.70		1,190 Ordinary shares

ACN 003 485 952				
CBA Equities Limited ACN 003 485 952	Friday, 22 January 2016	4,432.00		800 Ordinary shares
CBA Equities Limited ACN 003 485 952	Friday, 22 January 2016	6,819.80		1,220 Ordinary shares
CBA Equities Limited ACN 003 485 952	Friday, 22 January 2016	2,878.85		515 Ordinary shares
CBA Equities Limited ACN 003 485 952	Friday, 22 January 2016	6,760.05		1,205 Ordinary shares
CBA Equities Limited ACN 003 485 952	Friday, 22 January 2016	8,260.00		1,475 Ordinary shares
CBA Equities Limited ACN 003 485 952	Friday, 22 January 2016	6,812.30		1,210 Ordinary shares
CBA Equities Limited ACN 003 485 952	Friday, 22 January 2016	9,116.40		1,605 Ordinary shares
CBA Equities Limited ACN 003 485 952	Friday, 22 January 2016	4,464.00		800 Ordinary shares
CBA Equities Limited ACN 003 485 952	Friday, 22 January 2016	4,456.00		800 Ordinary shares
CBA Equities Limited ACN 003 485 952	Friday, 22 January 2016	5,065.83		903 Ordinary shares
CBA Equities Limited ACN 003 485 952	Friday, 22 January 2016	1,974.72		352 Ordinary shares
CBA Equities Limited ACN 003 485 952	Friday, 22 January 2016	10,929.75		1,950 Ordinary shares
CBA Equities Limited ACN 003 485 952	Friday, 22 January 2016	11,276.10		2,010 Ordinary shares
CBA Equities Limited ACN 003 485 952	Friday, 22 January 2016	41,794.50		7,450 Ordinary shares
CBA Equities Limited ACN 003 485 952	Friday, 22 January 2016	38,434.11		6,851 Ordinary shares
CBA Equities Limited ACN 003 485 952	Friday, 22 January 2016	19,528.41		3,481 Ordinary shares
CBA Equities Limited ACN 003 485 952	Friday, 22 January 2016	5.61		1 Ordinary shares
CBA Equities Limited ACN 003 485 952	Friday, 22 January 2016	8,996.03		1,605 Ordinary shares

CBA Equities Limited ACN 003 485 952	Monday, 25 January 2016	3,888.00		675 Ordinary shares
CBA Equities Limited ACN 003 485 952	Monday, 25 January 2016	3,622.50		630 Ordinary shares
CBA Equities Limited ACN 003 485 952	Monday, 25 January 2016	3,522.61		637 Ordinary shares
CBA Equities Limited ACN 003 485 952	Monday, 25 January 2016	263.67		47 Ordinary shares
CBA Equities Limited ACN 003 485 952	Monday, 25 January 2016	4,224.33		753 Ordinary shares
CBA Equities Limited ACN 003 485 952	Wednesday, 27 January 2016	4,536.00		800 Ordinary shares
CBA Equities Limited ACN 003 485 952	Wednesday, 27 January 2016	4,512.00		800 Ordinary shares
CBA Equities Limited ACN 003 485 952	Wednesday, 27 January 2016	4,512.00		800 Ordinary shares
CBA Equities Limited ACN 003 485 952	Wednesday, 27 January 2016	4,271.20		760 Ordinary shares
CBA Equities Limited ACN 003 485 952	Wednesday, 27 January 2016	4,496.00		800 Ordinary shares
CBA Equities Limited ACN 003 485 952	Wednesday, 27 January 2016	4,504.00		800 Ordinary shares
CBA Equities Limited ACN 003 485 952	Wednesday, 27 January 2016	4,480.00		800 Ordinary shares
CBA Equities Limited ACN 003 485 952	Wednesday, 27 January 2016	8,988.00		1,605 Ordinary shares
CBA Equities Limited ACN 003 485 952	Wednesday, 27 January 2016	4,472.00		800 Ordinary shares
CBA Equities Limited ACN 003 485 952	Wednesday, 27 January 2016	6,916.00		1,235 Ordinary shares
CBA Equities Limited ACN 003 485 952	Wednesday, 27 January 2016	9,004.05		1,605 Ordinary shares
CBA Equities Limited ACN 003 485 952	Wednesday, 27 January 2016	9,012.08		1,605 Ordinary shares
CBA Equities Limited ACN 003 485 952	Wednesday, 27 January 2016	30,710.40		5,484 Ordinary shares
CBA Equities Limited	Wednesday, 27 January	14,000.00		2,500 Ordinary shares

ACN 003 485 952	2016			
CBA Equities Limited ACN 003 485 952	Wednesday, 27 January 2016	53,732.00		9,595 Ordinary shares
CBA Equities Limited ACN 003 485 952	Thursday, 28 January 2016	2,720.85		485 Ordinary shares
CBA Equities Limited ACN 003 485 952	Thursday, 28 January 2016	1,767.15		315 Ordinary shares
CBA Equities Limited ACN 003 485 952	Thursday, 28 January 2016	4,456.00		800 Ordinary shares
CBA Equities Limited ACN 003 485 952	Thursday, 28 January 2016	9,882.40		1,760 Ordinary shares
CBA Equities Limited ACN 003 485 952	Thursday, 28 January 2016	9,838.40		1,760 Ordinary shares
CBA Equities Limited ACN 003 485 952	Thursday, 28 January 2016	8,939.85		1,605 Ordinary shares
CBA Equities Limited ACN 003 485 952	Thursday, 28 January 2016	8,947.88		1,605 Ordinary shares
CBA Equities Limited ACN 003 485 952	Thursday, 28 January 2016	1,598.59		287 Ordinary shares
CBA Equities Limited ACN 003 485 952	Thursday, 28 January 2016	4,389.16		788 Ordinary shares
CBA Equities Limited ACN 003 485 952	Thursday, 28 January 2016	724.10		130 Ordinary shares
CBA Equities Limited ACN 003 485 952	Thursday, 28 January 2016	1,559.55		281 Ordinary shares
CBA Equities Limited ACN 003 485 952	Thursday, 28 January 2016	660.45		119 Ordinary shares
CBA Equities Limited ACN 003 485 952	Thursday, 28 January 2016	4,456.00		800 Ordinary shares
CBA Equities Limited ACN 003 485 952	Friday, 29 January 2016	4,456.00		800 Ordinary shares
CBA Equities Limited ACN 003 485 952	Friday, 29 January 2016	3,323.04		602 Ordinary shares
CBA Equities Limited ACN 003 485 952	Friday, 29 January 2016	396.39		73 Ordinary shares
CBA Equities Limited ACN 003 485 952	Friday, 29 January 2016	1,960.23		361 Ordinary shares

CBA Equities Limited ACN 003 485 952	Friday, 29 January 2016	624.45		115 Ordinary shares
CBA Equities Limited ACN 003 485 952	Friday, 29 January 2016	982.83		181 Ordinary shares
CBA Equities Limited ACN 003 485 952	Friday, 29 January 2016	380.10		70 Ordinary shares
CBA Equities Limited ACN 003 485 952	Friday, 29 January 2016	1,408.68		258 Ordinary shares
CBA Equities Limited ACN 003 485 952	Friday, 29 January 2016	8,037.12		1,472 Ordinary shares
CBA Equities Limited ACN 003 485 952	Friday, 29 January 2016	8,763.30		1,605 Ordinary shares
CBA Equities Limited ACN 003 485 952	Monday, 1 February 2016	2,729.30		490 Ordinary shares
CBA Equities Limited ACN 003 485 952	Monday, 1 February 2016	128.11		23 Ordinary shares
CBA Equities Limited ACN 003 485 952	Monday, 1 February 2016	300.78		54 Ordinary shares
CBA Equities Limited ACN 003 485 952	Monday, 1 February 2016	133.68		24 Ordinary shares
CBA Equities Limited ACN 003 485 952	Monday, 1 February 2016	1,180.84		212 Ordinary shares
CBA Equities Limited ACN 003 485 952	Monday, 1 February 2016	4,472.00		800 Ordinary shares
CBA Equities Limited ACN 003 485 952	Monday, 1 February 2016	1,862.52		332 Ordinary shares
CBA Equities Limited ACN 003 485 952	Monday, 1 February 2016	2,625.48		468 Ordinary shares
CBA Equities Limited ACN 003 485 952	Monday, 1 February 2016	6,182.54		1,106 Ordinary shares
CBA Equities Limited ACN 003 485 952	Monday, 1 February 2016	553.41		99 Ordinary shares
CBA Equities Limited ACN 003 485 952	Monday, 1 February 2016	4,472.00		800 Ordinary shares
CBA Equities Limited ACN 003 485 952	Monday, 1 February 2016	4,456.00		800 Ordinary shares
CBA Equities Limited	Monday, 1 February	4,456.00		800 Ordinary shares

ACN 003 485 952	2016			
CBA Equities Limited ACN 003 485 952	Monday, 1 February 2016	11,339.53		2,045 Ordinary shares
CBA Equities Limited ACN 003 485 952	Monday, 1 February 2016	8,899.73		1,605 Ordinary shares
CBA Equities Limited ACN 003 485 952	Monday, 1 February 2016	23,805.38		4,297 Ordinary shares
CBA Equities Limited ACN 003 485 952	Monday, 1 February 2016	11,983.02		2,163 Ordinary shares
CBA Equities Limited ACN 003 485 952	Monday, 1 February 2016	17,351.28		3,132 Ordinary shares
CBA Equities Limited ACN 003 485 952	Monday, 1 February 2016	347,699.19		64,033 Ordinary shares
CBA Equities Limited ACN 003 485 952	Tuesday, 2 February 2016	803.00		146 Ordinary shares
CBA Equities Limited ACN 003 485 952	Tuesday, 2 February 2016	6,781.50		1,233 Ordinary shares
CBA Equities Limited ACN 003 485 952	Tuesday, 2 February 2016	17,957.50		3,265 Ordinary shares
CBA Equities Limited ACN 003 485 952	Wednesday, 3 February 2016	8,658.97		1,605 Ordinary shares
CBA Equities Limited ACN 003 485 952	Wednesday, 3 February 2016	1,266.65		235 Ordinary shares
CBA Equities Limited ACN 003 485 952	Wednesday, 3 February 2016	5,255.25		975 Ordinary shares
CBA Equities Limited ACN 003 485 952	Wednesday, 3 February 2016	1,607.34		301 Ordinary shares
CBA Equities Limited ACN 003 485 952	Wednesday, 3 February 2016	74.76		14 Ordinary shares
CBA Equities Limited ACN 003 485 952	Wednesday, 3 February 2016	90.78		17 Ordinary shares
CBA Equities Limited ACN 003 485 952	Wednesday, 3 February 2016	90.78		17 Ordinary shares
CBA Equities Limited ACN 003 485 952	Wednesday, 3 February 2016	5.34		1 Ordinary shares
CBA Equities Limited ACN 003 485 952	Wednesday, 3 February 2016	128.16		24 Ordinary shares

CBA Equities Limited ACN 003 485 952	Wednesday, 3 February 2016	5.34		1 Ordinary shares
CBA Equities Limited ACN 003 485 952	Wednesday, 3 February 2016	2,265.25		425 Ordinary shares
CBA Equities Limited ACN 003 485 952	Wednesday, 3 February 2016	106.60		20 Ordinary shares
CBA Equities Limited ACN 003 485 952	Wednesday, 3 February 2016	2,286.57		429 Ordinary shares
CBA Equities Limited ACN 003 485 952	Wednesday, 3 February 2016	1,870.83		351 Ordinary shares
CBA Equities Limited ACN 003 485 952	Wednesday, 3 February 2016	6,634.00		1,240 Ordinary shares
CBA Equities Limited ACN 003 485 952	Wednesday, 3 February 2016	6,756.40		1,270 Ordinary shares
CBA Equities Limited ACN 003 485 952	Wednesday, 3 February 2016	1,282.12		241 Ordinary shares
CBA Equities Limited ACN 003 485 952	Wednesday, 3 February 2016	1,042.72		196 Ordinary shares
CBA Equities Limited ACN 003 485 952	Wednesday, 3 February 2016	1,931.16		363 Ordinary shares
CBA Equities Limited ACN 003 485 952	Wednesday, 3 February 2016	793.50		150 Ordinary shares
CBA Equities Limited ACN 003 485 952	Wednesday, 3 February 2016	4,216.00		800 Ordinary shares
CBA Equities Limited ACN 003 485 952	Wednesday, 3 February 2016	4,184.00		800 Ordinary shares
CBA Equities Limited ACN 003 485 952	Wednesday, 3 February 2016	6,575.00		1,250 Ordinary shares
CBA Equities Limited ACN 003 485 952	Wednesday, 3 February 2016	4,200.00		800 Ordinary shares
CBA Equities Limited ACN 003 485 952	Wednesday, 3 February 2016	4,208.00		800 Ordinary shares
CBA Equities Limited ACN 003 485 952	Thursday, 4 February 2016	4,336.00		800 Ordinary shares
CBA Equities Limited ACN 003 485 952	Thursday, 4 February 2016	4,384.00		800 Ordinary shares
CBA Equities Limited	Thursday, 4 February	50.13		9 Ordinary shares

ACN 003 485 952	2016			
CBA Equities Limited ACN 003 485 952	Thursday, 4 February 2016	4,405.87		791 Ordinary shares
CBA Equities Limited ACN 003 485 952	Thursday, 4 February 2016	4,504.00		800 Ordinary shares
CBA Equities Limited ACN 003 485 952	Thursday, 4 February 2016	12,047.80		2,042 Ordinary shares
CBA Equities Limited ACN 003 485 952	Thursday, 4 February 2016	519.20		88 Ordinary shares
CBA Equities Limited ACN 003 485 952	Thursday, 4 February 2016	2,344.29		397 Ordinary shares
CBA Equities Limited ACN 003 485 952	Thursday, 4 February 2016	7,729.65		1,309 Ordinary shares
CBA Equities Limited ACN 003 485 952	Friday, 5 February 2016	4,912.00		800 Ordinary shares
CBA Equities Limited ACN 003 485 952	Friday, 5 February 2016	1,041.39		171 Ordinary shares
CBA Equities Limited ACN 003 485 952	Friday, 5 February 2016	2,314.20		380 Ordinary shares
CBA Equities Limited ACN 003 485 952	Friday, 5 February 2016	5,016.00		800 Ordinary shares
CBA Equities Limited ACN 003 485 952	Friday, 5 February 2016	18,902.80		3,010 Ordinary shares
CBA Equities Limited ACN 003 485 952	Friday, 5 February 2016	41,391.48		6,591 Ordinary shares
CBA Equities Limited ACN 003 485 952	Monday, 8 February 2016	9,793.30		1,535 Ordinary shares
CBA Equities Limited ACN 003 485 952	Monday, 8 February 2016	10,701.60		1,680 Ordinary shares
CBA Equities Limited ACN 003 485 952	Wednesday, 10 February 2016	2,357.04		366 Ordinary shares
CBA Equities Limited ACN 003 485 952	Wednesday, 10 February 2016	244.72		38 Ordinary shares
CBA Equities Limited ACN 003 485 952	Wednesday, 10 February 2016	2,569.56		399 Ordinary shares
CBA Equities Limited ACN 003 485 952	Wednesday, 10 February 2016	5,152.00		800 Ordinary shares

CBA Equities Limited ACN 003 485 952	Thursday, 11 February 2016	6,766.77		1,069 Ordinary shares
CBA Equities Limited ACN 003 485 952	Monday, 15 February 2016	2,158.20		327 Ordinary shares
CBA Equities Limited ACN 003 485 952	Monday, 15 February 2016	3,135.99		473 Ordinary shares
CBA Equities Limited ACN 003 485 952	Monday, 15 February 2016	1,412.40		214 Ordinary shares
CBA Equities Limited ACN 003 485 952	Monday, 15 February 2016	3,867.60		586 Ordinary shares
CBA Equities Limited ACN 003 485 952	Monday, 15 February 2016	8,040.00		1,200 Ordinary shares
CBA Equities Limited ACN 003 485 952	Monday, 15 February 2016	5,344.00		800 Ordinary shares
CBA Equities Limited ACN 003 485 952	Monday, 15 February 2016	5,344.00		800 Ordinary shares
CBA Equities Limited ACN 003 485 952	Monday, 15 February 2016	3,567.12		534 Ordinary shares
CBA Equities Limited ACN 003 485 952	Monday, 15 February 2016	1,776.88		266 Ordinary shares
CBA Equities Limited ACN 003 485 952	Monday, 15 February 2016	627.92		94 Ordinary shares
CBA Equities Limited ACN 003 485 952	Monday, 15 February 2016	4,716.08		706 Ordinary shares
CBA Equities Limited ACN 003 485 952	Monday, 15 February 2016	5,328.00		800 Ordinary shares
CBA Equities Limited ACN 003 485 952	Monday, 15 February 2016	716.04		108 Ordinary shares
CBA Equities Limited ACN 003 485 952	Monday, 15 February 2016	908.31		137 Ordinary shares
CBA Equities Limited ACN 003 485 952	Monday, 15 February 2016	2,864.16		432 Ordinary shares
CBA Equities Limited ACN 003 485 952	Monday, 15 February 2016	815.49		123 Ordinary shares
CBA Equities Limited ACN 003 485 952	Monday, 15 February 2016	8,001.20		1,205 Ordinary shares
CBA Equities Limited	Monday, 15 February	5,312.00		800 Ordinary shares

ACN 003 485 952	2016			
CBA Equities Limited ACN 003 485 952	Monday, 15 February 2016	3,950.10		594 Ordinary shares
CBA Equities Limited ACN 003 485 952	Monday, 15 February 2016	1,369.90		206 Ordinary shares
CBA Equities Limited ACN 003 485 952	Monday, 15 February 2016	5,360.00		800 Ordinary shares
CBA Equities Limited ACN 003 485 952	Monday, 15 February 2016	17,000.60		2,545 Ordinary shares
CBA Equities Limited ACN 003 485 952	Monday, 15 February 2016	7,012.56		1,049 Ordinary shares
CBA Equities Limited ACN 003 485 952	Monday, 15 February 2016	6.69		1 Ordinary shares
CBA Equities Limited ACN 003 485 952	Tuesday, 16 February 2016	2,079.00		300 Ordinary shares
CBA Equities Limited ACN 003 485 952	Tuesday, 16 February 2016	2,671.90		385 Ordinary shares
CBA Equities Limited ACN 003 485 952	Tuesday, 16 February 2016	466.32		67 Ordinary shares
CBA Equities Limited ACN 003 485 952	Tuesday, 16 February 2016	334.08		48 Ordinary shares
CBA Equities Limited ACN 003 485 952	Tuesday, 16 February 2016	4,036.80		580 Ordinary shares
CBA Equities Limited ACN 003 485 952	Tuesday, 16 February 2016	1,273.68		183 Ordinary shares
CBA Equities Limited ACN 003 485 952	Tuesday, 16 February 2016	2,519.52		362 Ordinary shares
CBA Equities Limited ACN 003 485 952	Tuesday, 16 February 2016	2,612.61		377 Ordinary shares
CBA Equities Limited ACN 003 485 952	Tuesday, 16 February 2016	1,522.69		221 Ordinary shares
CBA Equities Limited ACN 003 485 952	Tuesday, 16 February 2016	2,301.26		334 Ordinary shares
CBA Equities Limited ACN 003 485 952	Tuesday, 16 February 2016	3,944.00		580 Ordinary shares
CBA Equities Limited ACN 003 485 952	Tuesday, 16 February 2016	5,408.00		800 Ordinary shares

CBA Equities Limited ACN 003 485 952	Tuesday, 16 February 2016	5,408.00		800 Ordinary shares
CBA Equities Limited ACN 003 485 952	Tuesday, 16 February 2016	5,408.00		800 Ordinary shares
CBA Equities Limited ACN 003 485 952	Tuesday, 16 February 2016	5,384.00		800 Ordinary shares
CBA Equities Limited ACN 003 485 952	Tuesday, 16 February 2016	5,360.00		800 Ordinary shares
CBA Equities Limited ACN 003 485 952	Tuesday, 16 February 2016	5,384.00		800 Ordinary shares
CBA Equities Limited ACN 003 485 952	Tuesday, 16 February 2016	5,376.00		800 Ordinary shares
CBA Equities Limited ACN 003 485 952	Tuesday, 16 February 2016	5,376.00		800 Ordinary shares
CBA Equities Limited ACN 003 485 952	Wednesday, 17 February 2016	5,184.00		800 Ordinary shares
CBA Equities Limited ACN 003 485 952	Wednesday, 17 February 2016	13,962.90		2,135 Ordinary shares
CBA Equities Limited ACN 003 485 952	Thursday, 18 February 2016	5,392.00		800 Ordinary shares
CBA Equities Limited ACN 003 485 952	Thursday, 18 February 2016	5,408.00		800 Ordinary shares
CBA Equities Limited ACN 003 485 952	Thursday, 18 February 2016	1,527.75		225 Ordinary shares
CBA Equities Limited ACN 003 485 952	Thursday, 18 February 2016	1,867.25		275 Ordinary shares
CBA Equities Limited ACN 003 485 952	Thursday, 18 February 2016	3,559.50		525 Ordinary shares
CBA Equities Limited ACN 003 485 952	Thursday, 18 February 2016	4,434.35		655 Ordinary shares
CBA Equities Limited ACN 003 485 952	Thursday, 18 February 2016	4,678.55		685 Ordinary shares
CBA Equities Limited ACN 003 485 952	Thursday, 18 February 2016	3,548.30		518 Ordinary shares
CBA Equities Limited ACN 003 485 952	Thursday, 18 February 2016	12,355.23		1,805 Ordinary shares
CBA Equities Limited	Thursday, 18 February	54.84		8 Ordinary shares

ACN 003 485 952	2016			
CBA Equities Limited ACN 003 485 952	Thursday, 18 February 2016	12,321.00		1,800 Ordinary shares
CBA Equities Limited ACN 003 485 952	Thursday, 18 February 2016	1,894.68		277 Ordinary shares
CBA Equities Limited ACN 003 485 952	Thursday, 18 February 2016	6,908.40		1,010 Ordinary shares
CBA Equities Limited ACN 003 485 952	Thursday, 18 February 2016	6,625.10		970 Ordinary shares
CBA Equities Limited ACN 003 485 952	Thursday, 18 February 2016	5,496.00		800 Ordinary shares
CBA Equities Limited ACN 003 485 952	Thursday, 18 February 2016	70,190.79		10,217 Ordinary shares
CBA Equities Limited ACN 003 485 952	Thursday, 18 February 2016	33,928.13		4,935 Ordinary shares
CBA Equities Limited ACN 003 485 952	Thursday, 18 February 2016	17,015.63		2,475 Ordinary shares
CBA Equities Limited ACN 003 485 952	Thursday, 18 February 2016	89.38		13 Ordinary shares
CBA Equities Limited ACN 003 485 952	Thursday, 18 February 2016	96.25		14 Ordinary shares
CBA Equities Limited ACN 003 485 952	Thursday, 18 February 2016	715.00		104 Ordinary shares
CBA Equities Limited ACN 003 485 952	Thursday, 18 February 2016	859.38		125 Ordinary shares
CBA Equities Limited ACN 003 485 952	Thursday, 18 February 2016	89.38		13 Ordinary shares
CBA Equities Limited ACN 003 485 952	Thursday, 18 February 2016	660.00		96 Ordinary shares
CBA Equities Limited ACN 003 485 952	Thursday, 18 February 2016	1,182.50		172 Ordinary shares
CBA Equities Limited ACN 003 485 952	Thursday, 18 February 2016	1,574.38		229 Ordinary shares
CBA Equities Limited ACN 003 485 952	Thursday, 18 February 2016	13,794.96		2,008 Ordinary shares
CBA Equities Limited ACN 003 485 952	Friday, 19 February 2016	5,600.00		800 Ordinary shares

CBA Equities Limited ACN 003 485 952	Monday, 22 February 2016	1,851.79		281 Ordinary shares
CBA Equities Limited ACN 003 485 952	Monday, 22 February 2016	1,772.71		269 Ordinary shares
CBA Equities Limited ACN 003 485 952	Monday, 22 February 2016	3,358.25		505 Ordinary shares
CBA Equities Limited ACN 003 485 952	Monday, 22 February 2016	3,833.80		580 Ordinary shares
CBA Equities Limited ACN 003 485 952	Monday, 22 February 2016	1,723.80		260 Ordinary shares
CBA Equities Limited ACN 003 485 952	Monday, 22 February 2016	139.23		21 Ordinary shares
CBA Equities Limited ACN 003 485 952	Monday, 22 February 2016	26.62		4 Ordinary shares
CBA Equities Limited ACN 003 485 952	Tuesday, 23 February 2016	4,772.56		706 Ordinary shares
CBA Equities Limited ACN 003 485 952	Tuesday, 23 February 2016	635.44		94 Ordinary shares
CBA Equities Limited ACN 003 485 952	Tuesday, 23 February 2016	5,384.00		800 Ordinary shares
CBA Equities Limited ACN 003 485 952	Tuesday, 23 February 2016	5,456.00		800 Ordinary shares
CBA Equities Limited ACN 003 485 952	Tuesday, 23 February 2016	21,267.63		3,123 Ordinary shares
CBA Equities Limited ACN 003 485 952	Tuesday, 23 February 2016	75,924.69		11,149 Ordinary shares
CBA Equities Limited ACN 003 485 952	Wednesday, 24 February 2016	5,320.00		800 Ordinary shares
CBA Equities Limited ACN 003 485 952	Wednesday, 24 February 2016	2,068.56		312 Ordinary shares
CBA Equities Limited ACN 003 485 952	Wednesday, 24 February 2016	11,055.40		1,670 Ordinary shares
CBA Equities Limited ACN 003 485 952	Wednesday, 24 February 2016	5,240.00		800 Ordinary shares
CBA Equities Limited ACN 003 485 952	Wednesday, 24 February 2016	5,200.00		800 Ordinary shares
CBA Equities Limited	Thursday, 25 February	2,890.80		438 Ordinary shares

ACN 003 485 952	2016			
CBA Equities Limited ACN 003 485 952	Thursday, 25 February 2016	547.80		83 Ordinary shares
CBA Equities Limited ACN 003 485 952	Thursday, 25 February 2016	3,181.20		482 Ordinary shares
CBA Equities Limited ACN 003 485 952	Thursday, 25 February 2016	5,240.00		800 Ordinary shares
CBA Equities Limited ACN 003 485 952	Thursday, 25 February 2016	5,160.00		800 Ordinary shares
CBA Equities Limited ACN 003 485 952	Thursday, 25 February 2016	5,152.00		800 Ordinary shares
CBA Equities Limited ACN 003 485 952	Thursday, 25 February 2016	90.30		14 Ordinary shares
CBA Equities Limited ACN 003 485 952	Thursday, 25 February 2016	5,061.84		786 Ordinary shares
CBA Equities Limited ACN 003 485 952	Thursday, 25 February 2016	5,232.00		800 Ordinary shares
CBA Equities Limited ACN 003 485 952	Thursday, 25 February 2016	5,252.00		800 Ordinary shares
CBA Equities Limited ACN 003 485 952	Thursday, 25 February 2016	5,240.00		800 Ordinary shares
CBA Equities Limited ACN 003 485 952	Thursday, 25 February 2016	5,216.00		800 Ordinary shares
CBA Equities Limited ACN 003 485 952	Thursday, 25 February 2016	5,224.00		800 Ordinary shares
CBA Equities Limited ACN 003 485 952	Thursday, 25 February 2016	8,122.00		1,240 Ordinary shares
CBA Equities Limited ACN 003 485 952	Thursday, 25 February 2016	5,232.00		800 Ordinary shares
CBA Equities Limited ACN 003 485 952	Thursday, 25 February 2016	5,240.00		800 Ordinary shares
CBA Equities Limited ACN 003 485 952	Thursday, 25 February 2016	5,232.00		800 Ordinary shares
CBA Equities Limited ACN 003 485 952	Thursday, 25 February 2016	8,551.44		1,284 Ordinary shares
CBA Equities Limited ACN 003 485 952	Thursday, 25 February 2016	739.26		111 Ordinary shares

CBA Equities Limited ACN 003 485 952	Thursday, 25 February 2016	5,320.00		800 Ordinary shares
CBA Equities Limited ACN 003 485 952	Thursday, 25 February 2016	59,815.86		9,022 Ordinary shares
CBA Equities Limited ACN 003 485 952	Thursday, 25 February 2016	38,891.58		5,866 Ordinary shares
CBA Equities Limited ACN 003 485 952	Friday, 26 February 2016	5,320.00		800 Ordinary shares
CBA Equities Limited ACN 003 485 952	Friday, 26 February 2016	5,160.00		800 Ordinary shares
CBA Equities Limited ACN 003 485 952	Friday, 26 February 2016	8,868.75		1,375 Ordinary shares
CBA Equities Limited ACN 003 485 952	Monday, 29 February 2016	5,288.00		800 Ordinary shares
CBA Equities Limited ACN 003 485 952	Monday, 29 February 2016	3,401.86		517 Ordinary shares
CBA Equities Limited ACN 003 485 952	Monday, 29 February 2016	1,210.72		184 Ordinary shares
CBA Equities Limited ACN 003 485 952	Monday, 29 February 2016	651.42		99 Ordinary shares
CBA Equities Limited ACN 003 485 952	Monday, 29 February 2016	5,256.00		800 Ordinary shares
CBA Equities Limited ACN 003 485 952	Monday, 29 February 2016	4,148.00		610 Ordinary shares
CBA Equities Limited ACN 003 485 952	Monday, 29 February 2016	5,364.10		790 Ordinary shares
CBA Equities Limited ACN 003 485 952	Monday, 29 February 2016	461.72		68 Ordinary shares
CBA Equities Limited ACN 003 485 952	Monday, 29 February 2016	534.83		79 Ordinary shares
CBA Equities Limited ACN 003 485 952	Monday, 29 February 2016	4,847.32		716 Ordinary shares
CBA Equities Limited ACN 003 485 952	Monday, 29 February 2016	5,293.25		775 Ordinary shares
CBA Equities Limited ACN 003 485 952	Monday, 29 February 2016	4,996.39		731 Ordinary shares
CBA Equities Limited	Monday, 29 February	239.22		35 Ordinary shares

ACN 003 485 952	2016			
CBA Equities Limited ACN 003 485 952	Monday, 29 February 2016	4,996.39		731 Ordinary shares
CBA Equities Limited ACN 003 485 952	Monday, 29 February 2016	6,283.60		920 Ordinary shares
CBA Equities Limited ACN 003 485 952	Monday, 29 February 2016	6,820.00		1,000 Ordinary shares
CBA Equities Limited ACN 003 485 952	Monday, 29 February 2016	5,440.00		800 Ordinary shares
CBA Equities Limited ACN 003 485 952	Monday, 29 February 2016	3,164.14		466 Ordinary shares
CBA Equities Limited ACN 003 485 952	Monday, 29 February 2016	2,267.86		334 Ordinary shares
CBA Equities Limited ACN 003 485 952	Monday, 29 February 2016	5,416.00		800 Ordinary shares
CBA Equities Limited ACN 003 485 952	Monday, 29 February 2016	5,336.00		800 Ordinary shares
CBA Equities Limited ACN 003 485 952	Monday, 29 February 2016	8,475.50		1,265 Ordinary shares
CBA Equities Limited ACN 003 485 952	Monday, 29 February 2016	7,952.90		1,187 Ordinary shares
CBA Equities Limited ACN 003 485 952	Monday, 29 February 2016	5,413.60		808 Ordinary shares
CBA Equities Limited ACN 003 485 952	Monday, 29 February 2016	20.12		3 Ordinary shares
CBA Equities Limited ACN 003 485 952	Monday, 29 February 2016	6,651.36		992 Ordinary shares
CBA Equities Limited ACN 003 485 952	Monday, 29 February 2016	9,487.58		1,415 Ordinary shares
CBA Equities Limited ACN 003 485 952	Monday, 29 February 2016	6,705.00		1,000 Ordinary shares
CBA Equities Limited ACN 003 485 952	Monday, 29 February 2016	1,180.08		176 Ordinary shares
CBA Equities Limited ACN 003 485 952	Monday, 29 February 2016	30,534.57		4,554 Ordinary shares
CBA Equities Limited ACN 003 485 952	Monday, 29 February 2016	7,697.34		1,148 Ordinary shares

CBA Equities Limited ACN 003 485 952	Monday, 29 February 2016	8,159.98		1,217 Ordinary shares
CBA Equities Limited ACN 003 485 952	Tuesday, 1 March 2016	5,584.00		800 Ordinary shares
CBA Equities Limited ACN 003 485 952	Tuesday, 1 March 2016	5,568.00		800 Ordinary shares
CBA Equities Limited ACN 003 485 952	Tuesday, 1 March 2016	1,633.33		233 Ordinary shares
CBA Equities Limited ACN 003 485 952	Tuesday, 1 March 2016	539.77		77 Ordinary shares
CBA Equities Limited ACN 003 485 952	Tuesday, 1 March 2016	3,425.10		490 Ordinary shares
CBA Equities Limited ACN 003 485 952	Tuesday, 1 March 2016	5,592.00		800 Ordinary shares
CBA Equities Limited ACN 003 485 952	Tuesday, 1 March 2016	4,228.95		605 Ordinary shares
CBA Equities Limited ACN 003 485 952	Tuesday, 1 March 2016	1,363.05		195 Ordinary shares
CBA Equities Limited ACN 003 485 952	Tuesday, 1 March 2016	5,624.00		800 Ordinary shares
CBA Equities Limited ACN 003 485 952	Tuesday, 1 March 2016	5,616.00		800 Ordinary shares
CBA Equities Limited ACN 003 485 952	Tuesday, 1 March 2016	5,608.00		800 Ordinary shares
CBA Equities Limited ACN 003 485 952	Tuesday, 1 March 2016	5,600.00		800 Ordinary shares
CBA Equities Limited ACN 003 485 952	Tuesday, 1 March 2016	5,592.00		800 Ordinary shares
CBA Equities Limited ACN 003 485 952	Tuesday, 1 March 2016	847.90		122 Ordinary shares
CBA Equities Limited ACN 003 485 952	Tuesday, 1 March 2016	4,712.10		678 Ordinary shares
CBA Equities Limited ACN 003 485 952	Tuesday, 1 March 2016	5,616.00		800 Ordinary shares
CBA Equities Limited ACN 003 485 952	Tuesday, 1 March 2016	11,251.05		1,605 Ordinary shares
CBA Equities Limited	Tuesday, 1 March 2016	12,973.45		1,835 Ordinary shares

ACN 003 485 952				
CBA Equities Limited ACN 003 485 952	Tuesday, 1 March 2016	1,011.01		143 Ordinary shares
CBA Equities Limited ACN 003 485 952	Tuesday, 1 March 2016	2,113.93		299 Ordinary shares
CBA Equities Limited ACN 003 485 952	Tuesday, 1 March 2016	2,531.06		358 Ordinary shares
CBA Equities Limited ACN 003 485 952	Tuesday, 1 March 2016	16,661.63		2,355 Ordinary shares
CBA Equities Limited ACN 003 485 952	Tuesday, 1 March 2016	6,092.78		863 Ordinary shares
CBA Equities Limited ACN 003 485 952	Tuesday, 1 March 2016	381.24		54 Ordinary shares
CBA Equities Limited ACN 003 485 952	Tuesday, 1 March 2016	4,857.28		688 Ordinary shares
CBA Equities Limited ACN 003 485 952	Tuesday, 1 March 2016	5,672.00		800 Ordinary shares
CBA Equities Limited ACN 003 485 952	Wednesday, 2 March 2016	70.50		10 Ordinary shares
CBA Equities Limited ACN 003 485 952	Wednesday, 2 March 2016	5,561.60		790 Ordinary shares
CBA Equities Limited ACN 003 485 952	Wednesday, 2 March 2016	5,768.00		800 Ordinary shares
CBA Equities Limited ACN 003 485 952	Wednesday, 2 March 2016	8,278.35		1,145 Ordinary shares
CBA Equities Limited ACN 003 485 952	Wednesday, 2 March 2016	8,966.10		1,235 Ordinary shares
CBA Equities Limited ACN 003 485 952	Wednesday, 2 March 2016	11,579.70		1,595 Ordinary shares
CBA Equities Limited ACN 003 485 952	Wednesday, 2 March 2016	9,125.85		1,245 Ordinary shares
CBA Equities Limited ACN 003 485 952	Wednesday, 2 March 2016	10,848.40		1,480 Ordinary shares
CBA Equities Limited ACN 003 485 952	Wednesday, 2 March 2016	8,881.65		1,215 Ordinary shares
CBA Equities Limited ACN 003 485 952	Wednesday, 2 March 2016	3,652.83		498 Ordinary shares

CBA Equities Limited ACN 003 485 952	Wednesday, 2 March 2016	9,822.20		1,340 Ordinary shares
CBA Equities Limited ACN 003 485 952	Wednesday, 2 March 2016	3,072.16		422 Ordinary shares
CBA Equities Limited ACN 003 485 952	Wednesday, 2 March 2016	1,055.60		145 Ordinary shares
CBA Equities Limited ACN 003 485 952	Wednesday, 2 March 2016	43,447.04		5,968 Ordinary shares
CBA Equities Limited ACN 003 485 952	Wednesday, 2 March 2016	2,060.24		283 Ordinary shares
CBA Equities Limited ACN 003 485 952	Wednesday, 2 March 2016	5,263.44		723 Ordinary shares
CBA Equities Limited ACN 003 485 952	Wednesday, 2 March 2016	49,096.32		6,744 Ordinary shares
CBA Equities Limited ACN 003 485 952	Thursday, 3 March 2016	5,976.00		800 Ordinary shares
CBA Equities Limited ACN 003 485 952	Thursday, 3 March 2016	5,952.00		800 Ordinary shares
CBA Equities Limited ACN 003 485 952	Thursday, 3 March 2016	5,992.00		800 Ordinary shares
CBA Equities Limited ACN 003 485 952	Thursday, 3 March 2016	8,535.20		1,135 Ordinary shares
CBA Equities Limited ACN 003 485 952	Thursday, 3 March 2016	9,787.50		1,305 Ordinary shares
CBA Equities Limited ACN 003 485 952	Thursday, 3 March 2016	833.05		111 Ordinary shares
CBA Equities Limited ACN 003 485 952	Thursday, 3 March 2016	105.07		14 Ordinary shares
CBA Equities Limited ACN 003 485 952	Thursday, 3 March 2016	4,705.64		627 Ordinary shares
CBA Equities Limited ACN 003 485 952	Thursday, 3 March 2016	8,653.26		1,153 Ordinary shares
CBA Equities Limited ACN 003 485 952	Thursday, 3 March 2016	3,190.74		426 Ordinary shares
CBA Equities Limited ACN 003 485 952	Thursday, 3 March 2016	2,801.26		374 Ordinary shares
CBA Equities Limited	Thursday, 3 March 2016	1,600.72		214 Ordinary shares

ACN 003 485 952				
CBA Equities Limited ACN 003 485 952	Thursday, 3 March 2016	4,383.28		586 Ordinary shares
CBA Equities Limited ACN 003 485 952	Thursday, 3 March 2016	5,280.00		704 Ordinary shares
CBA Equities Limited ACN 003 485 952	Thursday, 3 March 2016	720.00		96 Ordinary shares
CBA Equities Limited ACN 003 485 952	Thursday, 3 March 2016	5,976.00		800 Ordinary shares
CBA Equities Limited ACN 003 485 952	Thursday, 3 March 2016	11,740.25		1,555 Ordinary shares
CBA Equities Limited ACN 003 485 952	Thursday, 3 March 2016	2,269.54		301 Ordinary shares
CBA Equities Limited ACN 003 485 952	Thursday, 3 March 2016	9,794.46		1,299 Ordinary shares
CBA Equities Limited ACN 003 485 952	Thursday, 3 March 2016	90.48		12 Ordinary shares
CBA Equities Limited ACN 003 485 952	Thursday, 3 March 2016	26,932.88		3,572 Ordinary shares
CBA Equities Limited ACN 003 485 952	Friday, 4 March 2016	2,907.00		380 Ordinary shares
CBA Equities Limited ACN 003 485 952	Friday, 4 March 2016	7,506.80		980 Ordinary shares
CBA Equities Limited ACN 003 485 952	Friday, 4 March 2016	6,104.00		800 Ordinary shares
CBA Equities Limited ACN 003 485 952	Friday, 4 March 2016	3,636.64		476 Ordinary shares
CBA Equities Limited ACN 003 485 952	Friday, 4 March 2016	2,468.88		324 Ordinary shares
CBA Equities Limited ACN 003 485 952	Friday, 4 March 2016	7.74		1 Ordinary shares
CBA Equities Limited ACN 003 485 952	Friday, 4 March 2016	835.92		108 Ordinary shares
CBA Equities Limited ACN 003 485 952	Friday, 4 March 2016	8,498.52		1,098 Ordinary shares
CBA Equities Limited ACN 003 485 952	Friday, 4 March 2016	580.50		75 Ordinary shares

CBA Equities Limited ACN 003 485 952	Friday, 4 March 2016	34,094.70		4,405 Ordinary shares
CBA Equities Limited ACN 003 485 952	Monday, 7 March 2016	141.12		18 Ordinary shares
CBA Equities Limited ACN 003 485 952	Monday, 7 March 2016	6,130.88		782 Ordinary shares
CBA Equities Limited ACN 003 485 952	Monday, 7 March 2016	6,344.00		800 Ordinary shares
CBA Equities Limited ACN 003 485 952	Tuesday, 8 March 2016	6,200.00		800 Ordinary shares
CBA Equities Limited ACN 003 485 952	Tuesday, 8 March 2016	6,240.00		800 Ordinary shares
CBA Equities Limited ACN 003 485 952	Tuesday, 8 March 2016	6,224.00		800 Ordinary shares
CBA Equities Limited ACN 003 485 952	Tuesday, 8 March 2016	5,881.20		754 Ordinary shares
CBA Equities Limited ACN 003 485 952	Tuesday, 8 March 2016	4,570.80		586 Ordinary shares
CBA Equities Limited ACN 003 485 952	Tuesday, 8 March 2016	2,847.00		365 Ordinary shares
CBA Equities Limited ACN 003 485 952	Tuesday, 8 March 2016	3,393.00		435 Ordinary shares
CBA Equities Limited ACN 003 485 952	Tuesday, 8 March 2016	8,846.58		1,132 Ordinary shares
CBA Equities Limited ACN 003 485 952	Tuesday, 8 March 2016	8,854.40		1,133 Ordinary shares
CBA Equities Limited ACN 003 485 952	Tuesday, 8 March 2016	9,624.75		1,230 Ordinary shares
CBA Equities Limited ACN 003 485 952	Wednesday, 9 March 2016	14,756.80		2,005 Ordinary shares
CBA Equities Limited ACN 003 485 952	Thursday, 10 March 2016	4,912.93		649 Ordinary shares
CBA Equities Limited ACN 003 485 952	Friday, 11 March 2016	53,887.68		7,128 Ordinary shares
CBA Equities Limited ACN 003 485 952	Friday, 11 March 2016	3,931.20		520 Ordinary shares
CBA Equities Limited	Friday, 11 March 2016	41,542.20		5,495 Ordinary shares

ACN 003 485 952				
CBA Equities Limited ACN 003 485 952	Thursday, 17 March 2016	251,554.68		34,086 Ordinary shares
CBA Equities Limited ACN 003 485 952	Thursday, 17 March 2016	339,937.56		46,062 Ordinary shares
CBA Equities Limited ACN 003 485 952	Thursday, 17 March 2016	118,980.36		16,122 Ordinary shares
CBA Equities Limited ACN 003 485 952	Thursday, 17 March 2016	7,373.00		1,010 Ordinary shares
CBA Equities Limited ACN 003 485 952	Thursday, 17 March 2016	99,864.00		13,680 Ordinary shares
CBA Equities Limited ACN 003 485 952	Friday, 18 March 2016	610.05		83 Ordinary shares
CBA Equities Limited ACN 003 485 952	Wednesday, 23 March 2016	19,616.49		2,759 Ordinary shares
CBA Equities Limited ACN 003 485 952	Wednesday, 23 March 2016	5,456.00		800 Ordinary shares
CBA Equities Limited ACN 003 485 952	Wednesday, 23 March 2016	3,233.20		472 Ordinary shares
CBA Equities Limited ACN 003 485 952	Wednesday, 23 March 2016	2,233.68		328 Ordinary shares
CBA Equities Limited ACN 003 485 952	Wednesday, 23 March 2016	5,432.00		800 Ordinary shares
CBA Equities Limited ACN 003 485 952	Wednesday, 23 March 2016	5,440.00		800 Ordinary shares
CBA Equities Limited ACN 003 485 952	Wednesday, 23 March 2016	5,336.00		800 Ordinary shares
CBA Equities Limited ACN 003 485 952	Thursday, 24 March 2016	10,791.20		1,640 Ordinary shares
CBA Equities Limited ACN 003 485 952	Thursday, 24 March 2016	15,860.25		2,385 Ordinary shares
CBA Equities Limited ACN 003 485 952	Thursday, 24 March 2016	21,082.00		3,175 Ordinary shares
CBA Equities Limited ACN 003 485 952	Thursday, 24 March 2016	2,812.95		423 Ordinary shares
CBA Equities Limited ACN 003 485 952	Thursday, 24 March 2016	1,828.75		275 Ordinary shares

CBA Equities Limited ACN 003 485 952	Thursday, 24 March 2016	9,163.70		1,378 Ordinary shares
CBA Equities Limited ACN 003 485 952	Thursday, 24 March 2016	3,325.00		500 Ordinary shares
CBA Equities Limited ACN 003 485 952	Thursday, 24 March 2016	13,865.25		2,085 Ordinary shares
CBA Equities Limited ACN 003 485 952	Thursday, 24 March 2016	2,054.85		309 Ordinary shares
CBA Equities Limited ACN 003 485 952	Thursday, 24 March 2016	4,522.00		680 Ordinary shares
CBA Equities Limited ACN 003 485 952	Thursday, 24 March 2016	1,064.00		160 Ordinary shares
CBA Equities Limited ACN 003 485 952	Thursday, 24 March 2016	13,778.80		2,072 Ordinary shares
CBA Equities Limited ACN 003 485 952	Thursday, 24 March 2016	38,496.85		5,789 Ordinary shares
CBA Equities Limited ACN 003 485 952	Thursday, 24 March 2016	20,708.10		3,114 Ordinary shares
CBA Equities Limited ACN 003 485 952	Tuesday, 29 March 2016	9,715.20		1,472 Ordinary shares
CBA Equities Limited ACN 003 485 952	Tuesday, 29 March 2016	10,137.60		1,536 Ordinary shares
CBA Equities Limited ACN 003 485 952	Tuesday, 29 March 2016	24,473.79		3,771 Ordinary shares
CBA Equities Limited ACN 003 485 952	Wednesday, 30 March 2016	1,990.18		302 Ordinary shares
CBA Equities Limited ACN 003 485 952	Wednesday, 30 March 2016	784.21		119 Ordinary shares
CBA Equities Limited ACN 003 485 952	Wednesday, 30 March 2016	955.55		145 Ordinary shares
CBA Equities Limited ACN 003 485 952	Thursday, 31 March 2016	6,203.10		930 Ordinary shares
CBA Equities Limited ACN 003 485 952	Thursday, 31 March 2016	1,934.30		290 Ordinary shares
CBA Equities Limited ACN 003 485 952	Thursday, 31 March 2016	10,656.00		1,600 Ordinary shares
CBA Equities Limited	Thursday, 31 March	2,706.55		407 Ordinary shares

ACN 003 485 952	2016			
CBA Equities Limited ACN 003 485 952	Thursday, 31 March 2016	8,398.95		1,263 Ordinary shares
CBA Equities Limited ACN 003 485 952	Thursday, 31 March 2016	12,530.70		1,890 Ordinary shares
CBA Equities Limited ACN 003 485 952	Thursday, 31 March 2016	15,195.25		2,285 Ordinary shares
CBA Equities Limited ACN 003 485 952	Thursday, 31 March 2016	15,552.40		2,360 Ordinary shares
CBA Equities Limited ACN 003 485 952	Thursday, 31 March 2016	15,081.00		2,285 Ordinary shares
CBA Equities Limited ACN 003 485 952	Thursday, 31 March 2016	7,052.00		1,075 Ordinary shares
CBA Equities Limited ACN 003 485 952	Thursday, 31 March 2016	6,127.04		934 Ordinary shares
CBA Equities Limited ACN 003 485 952	Thursday, 31 March 2016	101,771.84		15,514 Ordinary shares
CBA Equities Limited ACN 003 485 952	Thursday, 31 March 2016	78,431.36		11,956 Ordinary shares
CBA Equities Limited ACN 003 485 952	Thursday, 31 March 2016	50,039.68		7,628 Ordinary shares
CBA Equities Limited ACN 003 485 952	Monday, 4 April 2016	19,999.02		3,021 Ordinary shares
CBA Equities Limited ACN 003 485 952	Monday, 4 April 2016	55,582.88		8,473 Ordinary shares
CBA Equities Limited ACN 003 485 952	Tuesday, 5 April 2016	274.68		42 Ordinary shares
CBA Equities Limited ACN 003 485 952	Tuesday, 5 April 2016	4,695.72		718 Ordinary shares
CBA Equities Limited ACN 003 485 952	Tuesday, 5 April 2016	7,579.86		1,159 Ordinary shares
CBA Equities Limited ACN 003 485 952	Tuesday, 5 April 2016	3,937.08		602 Ordinary shares
CBA Equities Limited ACN 003 485 952	Tuesday, 5 April 2016	2,602.92		398 Ordinary shares
CBA Equities Limited ACN 003 485 952	Tuesday, 5 April 2016	850.20		130 Ordinary shares

CBA Equities Limited ACN 003 485 952	Wednesday, 6 April 2016	487.92		76 Ordinary shares
CBA Equities Limited ACN 003 485 952	Wednesday, 6 April 2016	1,277.58		199 Ordinary shares
CBA Equities Limited ACN 003 485 952	Wednesday, 6 April 2016	1,438.08		224 Ordinary shares
CBA Equities Limited ACN 003 485 952	Wednesday, 6 April 2016	751.14		117 Ordinary shares
CBA Equities Limited ACN 003 485 952	Wednesday, 6 April 2016	1,068.21		166 Ordinary shares
CBA Equities Limited ACN 003 485 952	Wednesday, 6 April 2016	160.88		25 Ordinary shares
CBA Equities Limited ACN 003 485 952	Thursday, 7 April 2016	5,056.80		784 Ordinary shares
CBA Equities Limited ACN 003 485 952	Thursday, 7 April 2016	11,861.55		1,839 Ordinary shares
CBA Equities Limited ACN 003 485 952	Thursday, 7 April 2016	1,399.65		217 Ordinary shares
CBA Equities Limited ACN 003 485 952	Thursday, 7 April 2016	1,683.45		261 Ordinary shares
CBA Equities Limited ACN 003 485 952	Thursday, 7 April 2016	4,992.00		800 Ordinary shares
CBA Equities Limited ACN 003 485 952	Thursday, 7 April 2016	5,582.85		910 Ordinary shares
CBA Equities Limited ACN 003 485 952	Friday, 8 April 2016	4,779.00		810 Ordinary shares
CBA Equities Limited ACN 003 485 952	Friday, 8 April 2016	4,640.00		800 Ordinary shares
CBA Equities Limited ACN 003 485 952	Monday, 11 April 2016	4,922.07		859 Ordinary shares
CBA Equities Limited ACN 003 485 952	Monday, 11 April 2016	4,560.00		800 Ordinary shares
CBA Equities Limited ACN 003 485 952	Tuesday, 12 April 2016	11,956.40		2,105 Ordinary shares
CBA Equities Limited ACN 003 485 952	Tuesday, 12 April 2016	340.80		60 Ordinary shares
CBA Equities Limited	Tuesday, 12 April 2016	4,520.00		800 Ordinary shares

ACN 003 485 952				
CBA Equities Limited ACN 003 485 952	Tuesday, 12 April 2016	4,480.00		800 Ordinary shares
CBA Equities Limited ACN 003 485 952	Wednesday, 13 April 2016	5,018.66		893 Ordinary shares
CBA Equities Limited ACN 003 485 952	Wednesday, 13 April 2016	1,501.20		270 Ordinary shares
CBA Equities Limited ACN 003 485 952	Wednesday, 13 April 2016	12,199.00		2,200 Ordinary shares
CBA Equities Limited ACN 003 485 952	Wednesday, 13 April 2016	744.37		134 Ordinary shares
CBA Equities Limited ACN 003 485 952	Wednesday, 13 April 2016	14,218.58		2,555 Ordinary shares
CBA Equities Limited ACN 003 485 952	Wednesday, 13 April 2016	7,873.90		1,420 Ordinary shares
CBA Equities Limited ACN 003 485 952	Wednesday, 13 April 2016	6,359.50		1,150 Ordinary shares
CBA Equities Limited ACN 003 485 952	Wednesday, 13 April 2016	33.18		6 Ordinary shares
CBA Equities Limited ACN 003 485 952	Wednesday, 13 April 2016	337.33		61 Ordinary shares
CBA Equities Limited ACN 003 485 952	Wednesday, 13 April 2016	5,800.97		1,049 Ordinary shares
CBA Equities Limited ACN 003 485 952	Wednesday, 13 April 2016	4,921.70		890 Ordinary shares
CBA Equities Limited ACN 003 485 952	Thursday, 14 April 2016	4,484.00		800 Ordinary shares
CBA Equities Limited ACN 003 485 952	Thursday, 14 April 2016	7,620.75		1,350 Ordinary shares
CBA Equities Limited ACN 003 485 952	Thursday, 14 April 2016	7,867.80		1,395 Ordinary shares
CBA Equities Limited ACN 003 485 952	Thursday, 14 April 2016	4,528.00		800 Ordinary shares
CBA Equities Limited ACN 003 485 952	Thursday, 14 April 2016	32,802.85		5,765 Ordinary shares
CBA Equities Limited ACN 003 485 952	Thursday, 14 April 2016	5,695.00		1,000 Ordinary shares

CBA Equities Limited ACN 003 485 952	Thursday, 14 April 2016	33,088.50		5,805 Ordinary shares
---	-------------------------	-----------	--	-----------------------

Colonial First State Asset Management (Australia) Limited ACN 114 194 311

Holder of relevant interest	Date of acquisition	Consideration Cash	Consideration Non-Cash	Class and number of securities
Colonial First State Asset Management (Australia) Limited ACN 114 194 311	Friday, 8 April 2016	120,668.62		20,895 Ordinary shares
Colonial First State Asset Management (Australia) Limited ACN 114 194 311	Thursday, 14 April 2016	147,596.28		26,507 Ordinary shares
Colonial First State Asset Management (Australia) Limited ACN 114 194 311	Friday, 8 April 2016	1,569,183.00		271,720 Ordinary shares
Colonial First State Asset Management (Australia) Limited ACN 114 194 311	Thursday, 14 April 2016	1,910,538.51		343,116 Ordinary shares
Colonial First State Asset Management (Australia) Limited ACN 114 194 311	Wednesday, 20 January 2016	1,781.04		328 Ordinary shares
Colonial First State Asset Management (Australia) Limited ACN 114 194 311	Friday, 8 April 2016	360,209.85		62,374 Ordinary shares
Colonial First State Asset Management (Australia) Limited ACN 114 194 311	Thursday, 14 April 2016	427,559.81		76,786 Ordinary shares
Colonial First State Asset Management (Australia) Limited ACN 114 194 311	Friday, 8 April 2016	324,266.25		56,150 Ordinary shares
Colonial First State Asset Management (Australia) Limited ACN 114 194 311	Thursday, 14 April 2016	411,918.73		73,977 Ordinary shares
Colonial First State Asset Management (Australia) Limited ACN	Tuesday, 15 December 2015	2,096.05		407 Ordinary shares

114 194 311				
Colonial First State Asset Management (Australia) Limited ACN 114 194 311	Monday, 1 February 2016	1,673.08		302 Ordinary shares
Colonial First State Asset Management (Australia) Limited ACN 114 194 311	Tuesday, 8 March 2016	2,043.63		261 Ordinary shares
Colonial First State Asset Management (Australia) Limited ACN 114 194 311	Friday, 1 April 2016	6,063.92		916 Ordinary shares
Colonial First State Asset Management (Australia) Limited ACN 114 194 311	Thursday, 7 April 2016	6,632.75		1,075 Ordinary shares
Colonial First State Asset Management (Australia) Limited ACN 114 194 311	Tuesday, 1 March 2016	3,110.25		435 Ordinary shares
Colonial First State Asset Management (Australia) Limited ACN 114 194 311	Friday, 8 April 2016	1,367,317.88		236,765 Ordinary shares
Colonial First State Asset Management (Australia) Limited ACN 114 194 311	Thursday, 14 April 2016	1,654,791.09		297,186 Ordinary shares
Colonial First State Asset Management (Australia) Limited ACN 114 194 311	Thursday, 31 December 2015	15,446.42		2,518 Ordinary shares
Colonial First State Asset Management (Australia) Limited ACN 114 194 311	Wednesday, 6 January 2016	12,638.20		2,179 Ordinary shares
Colonial First State Asset Management (Australia) Limited ACN 114 194 311	Monday, 29 February 2016	23,965.53		3,561 Ordinary shares
Colonial First State Asset Management (Australia) Limited ACN 114 194 311	Thursday, 31 March 2016	47,612.48		7,258 Ordinary shares
Colonial First State Asset Management	Thursday, 14 April 2016	25,005,663.20		4,465,297 Ordinary

(Australia) Limited ACN 114 194 311				shares
Colonial First State Asset Management (Australia) Limited ACN 114 194 311	Tuesday, 15 December 2015	19,539.10		3,794 Ordinary shares
Colonial First State Asset Management (Australia) Limited ACN 114 194 311	Monday, 4 January 2016	10,463.85		1,685 Ordinary shares
Colonial First State Asset Management (Australia) Limited ACN 114 194 311	Friday, 15 January 2016	19,089.56		3,452 Ordinary shares
Colonial First State Asset Management (Australia) Limited ACN 114 194 311	Monday, 25 January 2016	18,931.44		3,333 Ordinary shares
Colonial First State Asset Management (Australia) Limited ACN 114 194 311	Thursday, 11 February 2016	14,519.88		2,283 Ordinary shares
Colonial First State Asset Management (Australia) Limited ACN 114 194 311	Wednesday, 17 February 2016	9,541.86		1,459 Ordinary shares
Colonial First State Asset Management (Australia) Limited ACN 114 194 311	Tuesday, 23 February 2016	12,782.37		1,877 Ordinary shares
Colonial First State Asset Management (Australia) Limited ACN 114 194 311	Wednesday, 24 February 2016	13,150.20		2,020 Ordinary shares
Colonial First State Asset Management (Australia) Limited ACN 114 194 311	Friday, 26 February 2016	5,735.31		881 Ordinary shares
Colonial First State Asset Management (Australia) Limited ACN 114 194 311	Tuesday, 1 March 2016	6,048.90		846 Ordinary shares
Colonial First State Asset Management (Australia) Limited ACN 114 194 311	Friday, 1 April 2016	7,129.74		1,077 Ordinary shares

Colonial First State Asset Management (Australia) Limited ACN 114 194 311	Wednesday, 6 April 2016	9,649.20		1,496 Ordinary shares
Colonial First State Asset Management (Australia) Limited ACN 114 194 311	Thursday, 7 April 2016	6,898.06		1,118 Ordinary shares
Colonial First State Asset Management (Australia) Limited ACN 114 194 311	Thursday, 7 April 2016	39,093.12		6,336 Ordinary shares
Colonial First State Asset Management (Australia) Limited ACN 114 194 311	Tuesday, 2 February 2016	46,629.00		8,478 Ordinary shares
Colonial First State Asset Management (Australia) Limited ACN 114 194 311	Wednesday, 24 February 2016	4,166.40		640 Ordinary shares
Colonial First State Asset Management (Australia) Limited ACN 114 194 311	Friday, 26 February 2016	59,885.49		9,199 Ordinary shares
Colonial First State Asset Management (Australia) Limited ACN 114 194 311	Monday, 29 February 2016	2,093.03		311 Ordinary shares
Colonial First State Asset Management (Australia) Limited ACN 114 194 311	Wednesday, 16 March 2016	63,924.06		8,709 Ordinary shares
Colonial First State Asset Management (Australia) Limited ACN 114 194 311	Wednesday, 30 March 2016	2,177.92		332 Ordinary shares
Colonial First State Asset Management (Australia) Limited ACN 114 194 311	Tuesday, 5 April 2016	57,331.04		8,944 Ordinary shares
Colonial First State Asset Management (Australia) Limited ACN 114 194 311	Tuesday, 12 April 2016	2,133.60		381 Ordinary shares
Colonial First State Asset Management (Australia) Limited ACN	Wednesday, 23 March 2016	N/A		79,298 Ordinary shares (borrowed from Citigroup Global Markets Limited (Agreement 2),

114 194 311				see Annexure C)
-------------	--	--	--	-----------------

Colonial First State Investments Limited (Note 1) ACN 002 348 352

Holder of relevant interest	Date of acquisition	Consideration Cash	Consideration Non-Cash	Class and number of securities
Colonial First State Investments Limited (Note 1) ACN 002 348 352	Wednesday, 13 January 2016	N/A		359 Ordinary shares (borrowed from Citigroup Global Markets Limited (Agreement 1), see Annexure C)
Colonial First State Investments Limited (Note 1) ACN 002 348 352	Wednesday, 24 February 2016	N/A		5,374 Ordinary shares (borrowed from Citigroup Global Markets Limited (Agreement 1), see Annexure C)
Colonial First State Investments Limited (Note 1) ACN 002 348 352	Friday, 26 February 2016	N/A		593 Ordinary shares (borrowed from Citigroup Global Markets Limited (Agreement 1), see Annexure C)
Colonial First State Investments Limited (Note 1) ACN 002 348 352	Thursday, 7 April 2016	N/A		719 Ordinary shares (borrowed from Citigroup Global Markets Limited (Agreement 1), see Annexure C)
Colonial First State Investments Limited (Note 1) ACN 002 348 352	Monday, 11 April 2016	N/A		5,359 Ordinary shares (borrowed from Citigroup Global Markets Limited (Agreement 1), see Annexure C)
Colonial First State Investments Limited (Note 1) ACN 002 348 352	Wednesday, 13 April 2016	N/A		823 Ordinary shares (borrowed from Citigroup Global Markets Limited (Agreement 1), see Annexure C)
Colonial First State Investments Limited (Note 1) ACN 002 348 352	Tuesday, 16 February 2016	3,168.79		456 Ordinary shares
Colonial First State Investments Limited (Note 1) ACN 002 348 352	Thursday, 18 February 2016	4,820.99		706 Ordinary shares
Colonial First State Investments Limited (Note 1) ACN 002 348 352	Tuesday, 5 April 2016	189,557.02		29,579 Ordinary shares

352				
Colonial First State Investments Limited (Note 1) ACN 002 348 352	Tuesday, 22 December 2015	430,422.56		76,604 Ordinary shares
Colonial First State Investments Limited (Note 1) ACN 002 348 352	Wednesday, 23 December 2015	180,615.97		31,138 Ordinary shares
Colonial First State Investments Limited (Note 1) ACN 002 348 352	Thursday, 18 February 2016	103,963.60		15,369 Ordinary shares
Colonial First State Investments Limited (Note 1) ACN 002 348 352	Wednesday, 10 February 2016	219,247.19		34,181 Ordinary shares
Colonial First State Investments Limited (Note 1) ACN 002 348 352	Wednesday, 10 February 2016	286,764.17		44,737 Ordinary shares
Colonial First State Investments Limited (Note 1) ACN 002 348 352	Wednesday, 10 February 2016	2,727,153.73		425,453 Ordinary shares
Colonial First State Investments Limited (Note 1) ACN 002 348 352	Thursday, 11 February 2016	1,177,309.05		185,403 Ordinary shares
Colonial First State Investments Limited (Note 1) ACN 002 348 352	Thursday, 11 February 2016	198,025.64		31,299 Ordinary shares
Colonial First State Investments Limited (Note 1) ACN 002 348 352	Tuesday, 16 February 2016	306,614.40		44,914 Ordinary shares
Colonial First State Investments Limited (Note 1) ACN 002 348 352	Wednesday, 17 February 2016	160,804.56		24,644 Ordinary shares
Colonial First State Investments Limited (Note 1) ACN 002 348 352	Wednesday, 17 February 2016	274,316.40		42,185 Ordinary shares
Colonial First State Investments Limited	Friday, 19 February	215,926.16		32,248 Ordinary shares

(Note 1) ACN 002 348 352	2016			
Colonial First State Investments Limited (Note 1) ACN 002 348 352	Monday, 22 February 2016	55,841.77		8,576 Ordinary shares
Colonial First State Investments Limited (Note 1) ACN 002 348 352	Monday, 22 February 2016	179,718.17		27,202 Ordinary shares
Colonial First State Investments Limited (Note 1) ACN 002 348 352	Tuesday, 23 February 2016	12,318.57		1,824 Ordinary shares
Colonial First State Investments Limited (Note 1) ACN 002 348 352	Wednesday, 24 February 2016	228,777.87		34,953 Ordinary shares
Colonial First State Investments Limited (Note 1) ACN 002 348 352	Thursday, 25 February 2016	99,007.38		15,041 Ordinary shares
Colonial First State Investments Limited (Note 1) ACN 002 348 352	Wednesday, 17 February 2016	217,927.97		33,462 Ordinary shares
Colonial First State Investments Limited (Note 1) ACN 002 348 352	Friday, 8 April 2016	2,558,654.18		443,057 Ordinary shares
Colonial First State Investments Limited (Note 1) ACN 002 348 352	Friday, 8 April 2016	574,299.04		99,303 Ordinary shares
Colonial First State Investments Limited (Note 1) ACN 002 348 352	Monday, 11 April 2016	629,749.14		111,725 Ordinary shares
Colonial First State Investments Limited (Note 1) ACN 002 348 352	Tuesday, 12 April 2016	514,896.36		91,741 Ordinary shares
Colonial First State Investments Limited (Note 1) ACN 002 348 352	Wednesday, 20 January 2016	11,535.43		2,129 Ordinary shares

Colonial First State Investments Limited (Note 1) ACN 002 348 352	Wednesday, 20 January 2016	2,113.11		390 Ordinary shares
Colonial First State Investments Limited (Note 1) ACN 002 348 352	Wednesday, 24 February 2016	5,208.00		800 Ordinary shares
Colonial First State Investments Limited (Note 1) ACN 002 348 352	Wednesday, 24 February 2016	53,010.93		8,143 Ordinary shares
Colonial First State Investments Limited (Note 1) ACN 002 348 352	Friday, 26 February 2016	62,061.70		9,546 Ordinary shares
Colonial First State Investments Limited (Note 1) ACN 002 348 352	Friday, 8 April 2016	406,386.75		70,370 Ordinary shares
Colonial First State Investments Limited (Note 1) ACN 002 348 352	Friday, 8 April 2016	91,214.21		15,772 Ordinary shares
Colonial First State Investments Limited (Note 1) ACN 002 348 352	Tuesday, 12 April 2016	262,148.65		46,708 Ordinary shares

Colonial First State Investments Limited ACN 002 348 352

Holder of relevant interest	Date of acquisition	Consideration Cash	Consideration Non-Cash	Class and number of securities
Colonial First State Investments Limited ACN 002 348 352	Friday, 8 April 2016	168,664.65		29,206 Ordinary shares
Colonial First State Investments Limited ACN 002 348 352	Thursday, 14 April 2016	203,055.55		36,467 Ordinary shares

Avanteos Investments Limited ACN 096 259 979

Holder of relevant interest	Date of acquisition	Consideration Cash	Consideration Non-Cash	Class and number of securities
Avanteos Investments Limited ACN 096 259	Friday, 18 December	2,327.15		427 Ordinary shares

979	2015			
Avanteos Investments Limited ACN 096 259 979	Wednesday, 23 December 2015	1,534.56		276 Ordinary shares
Avanteos Investments Limited ACN 096 259 979	Thursday, 7 January 2016	2,499.80		431 Ordinary shares
Avanteos Investments Limited ACN 096 259 979	Monday, 11 January 2016	9,968.55		1,820 Ordinary shares
Avanteos Investments Limited ACN 096 259 979	Wednesday, 13 January 2016	4,050.78		746 Ordinary shares
Avanteos Investments Limited ACN 096 259 979	Wednesday, 13 January 2016	3,873.02		716 Ordinary shares
Avanteos Investments Limited ACN 096 259 979	Wednesday, 13 January 2016	1,889.76		348 Ordinary shares
Avanteos Investments Limited ACN 096 259 979	Wednesday, 13 January 2016	4,696.95		865 Ordinary shares
Avanteos Investments Limited ACN 096 259 979	Wednesday, 13 January 2016	11,255.52		2,096 Ordinary shares
Avanteos Investments Limited ACN 096 259 979	Thursday, 14 January 2016	10,004.31		1,863 Ordinary shares
Avanteos Investments Limited ACN 096 259 979	Thursday, 21 January 2016	2,112.27		389 Ordinary shares
Avanteos Investments Limited ACN 096 259 979	Thursday, 21 January 2016	4,570.56		828 Ordinary shares
Avanteos Investments Limited ACN 096 259 979	Wednesday, 27 January 2016	2,259.24		402 Ordinary shares
Avanteos Investments Limited ACN 096 259 979	Wednesday, 3 February 2016	9,985.80		1,870 Ordinary shares
Avanteos Investments Limited ACN 096 259 979	Monday, 8 February 2016	2,122.64		338 Ordinary shares


Avanteos Investments Limited ACN 096 259 979	Tuesday, 16 February 2016	2,393.60		352 Ordinary shares
Avanteos Investments Limited ACN 096 259 979	Tuesday, 16 February 2016	7,027.58		1,035 Ordinary shares
Avanteos Investments Limited ACN 096 259 979	Thursday, 3 March 2016	1,812.00		240 Ordinary shares
Avanteos Investments Limited ACN 096 259 979	Wednesday, 9 March 2016	11,183.60		1,532 Ordinary shares
Avanteos Investments Limited ACN 096 259 979	Tuesday, 15 March 2016	2,601.00		340 Ordinary shares
Avanteos Investments Limited ACN 096 259 979	Tuesday, 22 March 2016	27,232.20		3,690 Ordinary shares

Realindex Investments Pty Limited ACN 133 312 017

Holder of relevant interest	Date of acquisition	Consideration Cash	Consideration Non-Cash	Class and number of securities
Realindex Investments Pty Limited ACN 133 312 017	Monday, 21 December 2015	54,100.00		10,000 Ordinary shares
Realindex Investments Pty Limited ACN 133 312 017	Monday, 25 January 2016	84,808.08		14,931 Ordinary shares
Realindex Investments Pty Limited ACN 133 312 017	Friday, 19 February 2016	41,033.12		6,088 Ordinary shares
Realindex Investments Pty Limited ACN 133 312 017	Thursday, 3 March 2016	22,665.24		3,006 Ordinary shares

Annexure C

This is annexure C referred to in Form 603, Notice of initial substantial holder dated **14/04/2016**



Carla Collingwood Company Secretary Dated the 15 April 2016

Commonwealth Bank of Australia will, if requested by the company or responsible entity to whom this form must be given or by the Australian Securities and Investments Commission (ASIC), give a copy of one or more of the following agreements to the company, responsible entity or ASIC (as appropriate).

Citigroup Global Markets Limited (Agreement 1)

Type of agreement:	Australian Master Securities Lending Agreement
Parties to agreement:	(1) Citigroup Global Markets Limited; and (2) Colonial First State Investments Limited
Can the parties exercise voting rights attaching to the securities?	No
If yes, in what circumstances?	N/A
Date on which the securities were (or are) expected to be delivered to the borrower or its nominee (ie borrow date):	The dates indicated in Annexure B on which securities were borrowed.
Scheduled date (if any) when the securities are expected to be returned to the borrower or its nominee (ie return date):	Any particular day.
Does the borrower have the right to return the securities early? [Yes/No]	Yes
If yes, in which circumstances?	At any time subject to giving notice.
Does the lender have the right to recall the securities early (ie before the scheduled return date)? [Yes/No]	Yes
If yes, in which circumstances?	At any time subject to giving notice.
Are there circumstances in which the borrower will not be required to return the securities on settlement? [Yes/No]	No
If yes, in which circumstances?	N/A

Citigroup Global Markets Australia Pty Ltd

Type of agreement:	Australian Master Securities Lending Agreement
--------------------	--

Parties to agreement:	(1) Commonwealth Bank of Australia and (2) Citigroup Global Markets Australia Pty Ltd
Can the parties exercise voting rights attaching to the securities?	Yes
If yes, in what circumstances?	In limited circumstances where a number of conditions are met and voting is administratively possible, CBA may be required to exercise voting rights as instructed by the lender.
Date on which the securities were (or are) expected to be delivered to the borrower or its nominee (ie borrow date):	The dates indicated in Annexure B on which securities were borrowed.
Scheduled date (if any) when the securities are expected to be returned to the borrower or its nominee (ie return date):	Any particular day.
Does the borrower have the right to return the securities early? [Yes/No]	Yes
If yes, in which circumstances?	At any time subject to giving notice.
Does the lender have the right to recall the securities early (ie before the scheduled return date)? [Yes/No]	Yes
If yes, in which circumstances?	At any time subject to giving notice.
Are there circumstances in which the borrower will not be required to return the securities on settlement? [Yes/No]	No
If yes, in which circumstances?	N/A

Barclays Capital Securities Ltd

Type of agreement:	Global Master Securities Lending Agreement
Parties to agreement:	(1) Commonwealth Bank of Australia and (2) Barclays Capital Securities Ltd
Can the parties exercise voting rights attaching to the securities?	No
If yes, in what circumstances?	N/A
Date on which the securities were (or are) expected to be delivered to the borrower or its nominee (ie borrow date):	The dates indicated in Annexure B on which securities were borrowed.
Scheduled date (if any) when the securities are expected to be returned to the borrower or its nominee (ie return date):	Any particular day.
Does the borrower have the right to return the securities early? [Yes/No]	Yes

If yes, in which circumstances?	At any time subject to giving notice.
Does the lender have the right to recall the securities early (ie before the scheduled return date)? [Yes/No]	Yes
If yes, in which circumstances?	At any time subject to giving notice.
Are there circumstances in which the borrower will not be required to return the securities on settlement? [Yes/No]	No
If yes, in which circumstances?	N/A

UBS AG (Agreement 3)

Type of agreement:	Australian Master Securities Lending Agreement
Parties to agreement:	(1) UBS AG; and (2) Colonial First State Investments Limited
Can the parties exercise voting rights attaching to the securities?	No
If yes, in what circumstances?	N/A
Date on which the securities were (or are) expected to be delivered to the borrower or its nominee (ie borrow date):	The dates indicated in Annexure B on which securities were borrowed.
Scheduled date (if any) when the securities are expected to be returned to the borrower or its nominee (ie return date):	Any particular day.
Does the borrower have the right to return the securities early? [Yes/No]	Yes
If yes, in which circumstances?	At any time subject to giving notice.
Does the lender have the right to recall the securities early (ie before the scheduled return date)? [Yes/No]	Yes
If yes, in which circumstances?	At any time subject to giving notice.
Are there circumstances in which the borrower will not be required to return the securities on settlement? [Yes/No]	No
If yes, in which circumstances?	N/A

UBS AG (Agreement 1)

Type of agreement:	Australian Master Securities Lending Agreement
Parties to agreement:	(1) UBS AG; and (2) Colonial First State Investments Limited

Can the parties exercise voting rights attaching to the securities?	No
If yes, in what circumstances?	N/A
Date on which the securities were (or are) expected to be delivered to the borrower or its nominee (ie borrow date):	The dates indicated in Annexure B on which securities were borrowed.
Scheduled date (if any) when the securities are expected to be returned to the borrower or its nominee (ie return date):	Any particular day.
Does the borrower have the right to return the securities early? [Yes/No]	Yes
If yes, in which circumstances?	At any time subject to giving notice.
Does the lender have the right to recall the securities early (ie before the scheduled return date)? [Yes/No]	Yes
If yes, in which circumstances?	At any time subject to giving notice.
Are there circumstances in which the borrower will not be required to return the securities on settlement? [Yes/No]	No
If yes, in which circumstances?	N/A

Citigroup Global Markets Limited (Agreement 2)

Type of agreement:	Australian Master Securities Lending Agreement
Parties to agreement:	(1) Citigroup Global Markets Limited; and (2) Colonial First State Investments Limited
Can the parties exercise voting rights attaching to the securities?	No
If yes, in what circumstances?	N/A
Date on which the securities were (or are) expected to be delivered to the borrower or its nominee (ie borrow date):	The dates indicated in Annexure B on which securities were borrowed.
Scheduled date (if any) when the securities are expected to be returned to the borrower or its nominee (ie return date):	Any particular day.
Does the borrower have the right to return the securities early? [Yes/No]	Yes
If yes, in which circumstances?	At any time subject to giving notice.
Does the lender have the right to recall the securities early (ie before the scheduled return date)? [Yes/No]	Yes

If yes, in which circumstances?	At any time subject to giving notice.
Are there circumstances in which the borrower will not be required to return the securities on settlement? [Yes/No]	No
If yes, in which circumstances?	N/A