

**FORM 603**

Corporations Act 2001

Section 671B

**Notice of initial substantial holder****To: Company Name/Scheme: PACIFIC BRANDS LIMITED**ACN/ARSN: **106 773 059****1. Details of substantial holder**

Name: Commonwealth Bank of Australia ACN 123 123 124 (CBA) and its related bodies corporate listed in annexure A

The holder became a substantial holder on: **26/04/2016****2. Details of voting power**

The total number of votes attached to all the voting shares in the company or voting interests in the scheme that the substantial holder or an associate had a relevant interest in on the date the substantial holder became a substantial holder are as follows.

Class of securities	Number of securities	Person's votes	Voting power (%)
Fully Paid ordinary shares	36,435,593	36,435,593	3.97

For the Securities (if any) listed below see NOTE 1 at the end of this form

Class of securities	Number of securities	Person's votes	Voting power (%)
Fully Paid ordinary shares	10,152,888	10,152,888	1.10

Class of securities	Number of securities	Person's votes	Voting power (%)
GRAND TOTAL Fully paid ordinary shares	46,588,481	46,588,481	5.07

### 3. Details of relevant interests

The nature of the relevant interest the substantial holder or an associate had in the following voting securities on the date the substantial holder became a substantial holder are as follows:

Holder of relevant interest	Nature of relevant interest	Class and number of securities
CBA Equities Limited ACN 003 485 952	<p>Relevant interest under paragraph 608(1)(b) and/or 608(1)(c) of the Corporations Act 2001 (Cth), being a relevant interest arising as a result of having the power to control the exercise of the right to vote attached to securities and/or to control the exercise of the power to dispose of securities in a proprietary capacity (including as a result of underwriting activities). In addition, if any OTC derivatives, warrants or other securities (other than ordinary shares or ordinary units (as applicable)) are referred to below in this row, the relevant interest in respect of those securities arises under subsection 608(8) being an accelerated relevant interest held in the same capacity.</p> <p>Nature of relevant interest derived from; ordinary shares 3,506,583</p>	<p>3,506,583 Fully paid ordinary shares</p> <p>(including 2,129,287 borrowed from Merrill Lynch International, see Annexure C)</p> <p>(including 297,530 borrowed from Citigroup Global Markets Australia Pty Ltd, see Annexure C)</p> <p>(including 573,224 borrowed from Barclays Capital Securities Ltd, see Annexure C)</p>
Avanteos Investments Limited ACN 096 259 979	<p>Relevant interest under paragraph 608(1)(a), 608(1)(b) and 608(1)(c) of the Corporations Act 2001 (Cth), being a relevant interest arising as a result of being the registered holder of the relevant securities in its capacity as a superannuation trustee. In addition, if any OTC derivatives, warrants or other securities (other than ordinary shares or ordinary units (as applicable)) are referred to below in this row, the relevant interest in respect of those securities arises under subsection 608(8) being an accelerated relevant interest held in the same capacity.</p> <p>Nature of relevant interest derived from; ordinary shares 105,629</p>	<p>105,629 Fully paid ordinary shares</p>
Colonial First State Investments Limited (Note 1) ACN 002 348 352	<p>Relevant interest under paragraph 608(1)(b) and/or 608(1)(c) of the Corporations Act 2001 (Cth), being a relevant interest arising from having the residual power to control the exercise of the right to vote attached to securities and/or to control the exercise of the power to dispose of securities in its capacity as a responsible entity of a managed investment scheme (which managed investment scheme is not managed by either Colonial First State Investments Limited or a related body corporate). In addition, if any OTC derivatives, warrants or other securities (other than ordinary shares or ordinary units (as applicable)) are referred to below in this row, the relevant interest in respect of those securities arises under subsection 608(8) being a residual accelerated relevant interest held in the same capacity. Colonial First State Investments Limited has authorised the manager of each such managed investment scheme to exercise the powers referred to in paragraph 608(1)(b) and/or 608(1)(c) of the Corporations Act 2001 (Cth) in relation to those securities managed by the manager to the exclusion of</p>	<p>10,152,888 Fully paid ordinary shares</p> <p>(including 462,248 borrowed from UBS AG (Agreement 2), see Annexure C)</p>

	<p>Colonial First State Investments Limited except for provisions allowing Colonial First State Investments Limited to terminate the agreement with the manager or to exercise those powers where the agreement is terminated.</p> <p>Nature of relevant interest derived from; ordinary shares 10,152,888</p>	
<p>Commonwealth Bank Officers Superannuation Corporation Pty Limited ACN 074 519 798</p>	<p>Relevant interest under paragraph 608(1)(b) and/or 608(1)(c) of the Corporations Act 2001 (Cth), being a relevant interest arising from having the power to control the exercise of the right to vote attached to securities and/or to control the exercise of the power to dispose of securities in its capacity as trustee for the Officers' Superannuation Fund. In addition, if any OTC derivatives, warrants or other securities (other than ordinary shares or ordinary units (as applicable)) are referred to below in this row, the relevant interest in respect of those securities arises under subsection 608(8) being an accelerated relevant interest held in the same capacity.</p> <p>Nature of relevant interest derived from; ordinary shares 2,784,562</p>	<p>2,784,562 Fully paid ordinary shares</p>
<p>Realindex Investments Pty Limited ACN 133 312 017</p>	<p>Relevant interest under paragraph 608(1)(b) and/or 608(1)(c) of the Corporations Act 2001 (Cth), being a relevant interest arising from having the power to control the exercise of the right to vote attached to securities and/or to control the exercise of the power to dispose of securities in its capacity as investment manager, as provided for under its investment mandates. In addition, if any OTC derivatives, warrants or other securities (other than ordinary shares or ordinary units (as applicable)) are referred to below in this row, the relevant interest in respect of those securities arises under subsection 608(8) being an accelerated relevant interest held in the same capacity.</p> <p>Nature of relevant interest derived from; ordinary shares 9,846,421</p>	<p>9,846,421 Fully paid ordinary shares</p>
<p>Colonial First State Asset Management (Australia) Limited ACN 114 194 311</p>	<p>Relevant interest under paragraph 608(1)(b) and/or 608(1)(c) of the Corporations Act 2001 (Cth), being a relevant interest arising from having the power to control the exercise of the right to vote attached to securities and/or to control the exercise of the power to dispose of securities in its capacity as investment manager (as provided for under its investment mandates). In addition, if any OTC derivatives, warrants or other securities (other than ordinary shares or ordinary units (as applicable)) are referred to below in this row, the relevant interest in respect of those securities arises under subsection 608(8) being an accelerated relevant interest held in the same capacity.</p> <p>Nature of relevant interest derived from; ordinary shares 20,192,398</p>	<p>20,192,398 Fully paid ordinary shares</p>

<p>Colonial First State Investments Limited ACN 002 348 352</p>	<p>Relevant interest under paragraph 608(1)(b) and/or 608(1)(c) of the Corporations Act 2001 (Cth), being a relevant interest arising from having the power to control the exercise of the right to vote attached to securities and/or to control the exercise of the power to dispose of securities in its capacity as a responsible entity of a managed investment scheme (which managed investment scheme is managed by Colonial First Statement Investments Limited or a related body corporate). In addition, if any OTC derivatives, warrants or other securities (other than ordinary shares or ordinary units (as applicable)) are referred to below in this row, the relevant interest in respect of those securities arises under subsection 608(8) being an accelerated relevant interest held in the same capacity.</p> <p>Nature of relevant interest derived from; ordinary shares 30,481,863</p>	<p>30,481,863 Fully paid ordinary shares  (including 462,248 borrowed from UBS AG (Agreement 2), see Annexure C)</p>
<p>Sovereign Services Limited ACN 969417</p>	<p>Relevant interest under paragraph 608(1)(c) of the Corporations Act 2001 (Cth), being a relevant interest arising from having the power to control the exercise of the power to dispose of securities in its capacity as investment manager, as provided for under its investment mandates, or in its capacity as the provider of a discretionary investment management service. In addition, if any OTC derivatives, warrants or other securities (other than ordinary shares or ordinary units (as applicable)) are referred to below in this row, the relevant interest in respect of those securities arises under subsection 608(8) being an accelerated relevant interest held in the same capacity.</p> <p>Nature of relevant interest derived from; ordinary shares 57,729</p>	<p>57,729 Fully paid ordinary shares</p>
<p>ASB Group Investments Limited Company Number 533945</p>	<p>Relevant interest under paragraph 608(1)(b) and/or 608(1)(c) of the Corporations Act 2001 (Cth), being a relevant interest arising from having the power to control the exercise of the right to vote attached to securities and/or to control the exercise of the power to dispose of securities in its capacity as investment manager, as provided for under its investment mandates, as a life company holding statutory funds and as the responsible entity or manager of a managed investment scheme. In addition, if any OTC derivatives, warrants or other securities (other than ordinary shares or ordinary units (as applicable)) are referred to below in this row, the relevant interest in respect of those securities arises under subsection 608(8) being an accelerated relevant interest held in the same capacity.</p> <p>Nature of relevant interest derived from; ordinary shares 238,714</p>	<p>238,714 Fully paid ordinary shares</p>
<p>The Colonial Mutual Life Assurance Society Limited ACN 004 021 809</p>	<p>Relevant interest under paragraph 608(1)(a), 608(1)(b) and/or 608(1)(c) of the Corporations Act 2001 (Cth), being a relevant interest arising from holding securities, having the power to control the exercise of the right to vote attached to securities and/or to control the exercise</p>	<p>513,321 Fully paid ordinary shares</p>

	<p>of the power to dispose of securities in a proprietary capacity as a life insurance company. Statutory fund holdings are held by external custodians and voted by the relevant investment manager, so CMLA's relevant interest is qualified accordingly. In addition, if any OTC derivatives, warrants or other securities (other than ordinary shares or ordinary units (as applicable)) are referred to below in this row, the relevant interest in respect of those securities arises under subsection 608(8) being an accelerated relevant interest held in the same capacity.</p> <p>Nature of relevant interest derived from; ordinary shares 513,321</p>	
<p>Colonial First State Asset Management (Australia) Limited ACN 114 194 311</p>	<p>Relevant interest under paragraph 608(1)(b) and/or 608(1)(c) of the Corporations Act 2001 (Cth), being a relevant interest arising from having the power to control the exercise of the right to vote attached to securities and/or to control the exercise of the power to dispose of securities in its capacity as investment manager (as provided for under its investment mandates). In addition, if any OTC derivatives, warrants or other securities (other than ordinary shares or ordinary units (as applicable)) are referred to below in this row, the relevant interest in respect of those securities arises under subsection 608(8) being an accelerated relevant interest held in the same capacity.</p> <p>Nature of relevant interest derived from; ordinary shares 19,382,634</p>	<p>19,382,634 Fully paid ordinary shares</p>

#### 4. Details of present registered holders

The persons registered as holders of the securities referred to in paragraph 3 above are as follows

Holder of relevant interest	Registered holder of securities	Person entitled to be registered as holder	Class and number of securities
CBA Equities Limited ACN 003 485 952	Share Direct Nominees Pty Limited		3,506,583 Fully paid ordinary shares
Avanteos Investments Limited ACN 096 259 979	Avanteos Investments Limited		105,629 Fully paid ordinary shares
Colonial First State Investments Limited (Note 1) ACN 002 348 352	Citicorp Nominees Pty Limited (Australia)		3,190,170 Fully paid ordinary shares
Colonial First State Investments Limited (Note 1) ACN 002 348 352	Northern Trust Company		378,711 Fully paid ordinary shares
Colonial First State Investments Limited (Note 1) ACN 002 348 352	UBS Nominees Pty Ltd		2,672,379 Fully paid ordinary shares
Colonial First State Investments Limited (Note 1) ACN 002 348 352	Citibank N A Hong Kong		3,911,628 Fully paid ordinary shares
Commonwealth Bank Officers Superannuation Corporation Pty Limited ACN 074 519 798	Citicorp Nominees Pty Limited (Australia)		2,784,562 Fully paid ordinary shares
Realindex Investments Pty Limited ACN 133 312 017	National Bank Nominees Pty Limited		306,909 Fully paid ordinary shares
Realindex Investments Pty Limited ACN 133 312 017	Citibank N A Hong Kong		9,539,512 Fully paid ordinary shares
Colonial First State Asset Management (Australia) Limited ACN 114 194 311	Citicorp Nominees Pty Limited (Australia)		13,230,390 Fully paid ordinary shares
Colonial First State Asset Management (Australia) Limited ACN 114 194 311	State Street Global Advisors (Australia) Limited		2,123,365 Fully paid ordinary shares
Colonial First State Asset Management (Australia) Limited ACN 114 194 311	National Bank Nominees Pty Limited		1,342,922 Fully paid ordinary shares
Colonial First State Asset Management (Australia) Limited ACN 114 194 311	Citibank N A London		1,744,464 Fully paid ordinary shares
Colonial First State Asset Management (Australia)	BNP Paribas Securities		1,428,491 Fully paid ordinary shares

Limited ACN 114 194 311			
Colonial First State Asset Management (Australia) Limited ACN 114 194 311	The Bank of New York Mellon Corp		84,052 Fully paid ordinary shares
Colonial First State Asset Management (Australia) Limited ACN 114 194 311	Citibank N A Hong Kong		238,714 Fully paid ordinary shares

**5. Consideration**

The consideration paid for each relevant interest referred to in paragraph 3 above, and acquired in the four months prior to the day that the substantial holder became a substantial holder is as follows:

<b>Holder of relevant interest</b>	<b>Date of acquisition</b>	<b>Consideration-Cash</b>	<b>Consideration-Non-Cash</b>	<b>Class and number of securities</b>
See annexure B to this notice				



## 6. Associates

The reasons the persons named in paragraph 3 above are associates of the substantial holder are as follows:

Name and ACN/ARSN (if applicable)	Nature of association
ASB Group Investments Limited Company Number 533945	An indirect wholly-owned subsidiary, and therefore related body corporate, of Commonwealth Bank of Australia
CBA Equities Limited ACN 003 485 952	An indirect wholly-owned subsidiary, and therefore related body corporate, of Commonwealth Bank of Australia
Commonwealth Bank Officers Superannuation Corporation Pty Limited ACN 074 519 798	A direct wholly-owned subsidiary, and therefore related body corporate, of Commonwealth Bank of Australia
Colonial First State Asset Management (Australia) Limited ACN 114 194 311	An indirect wholly-owned subsidiary, and therefore related body corporate, of Commonwealth Bank of Australia
Colonial First State Investments Limited ACN 002 348 352	An indirect wholly-owned subsidiary, and therefore related body corporate, of Commonwealth Bank of Australia
Avanteos Investments Limited ACN 096 259 979	An indirect wholly-owned subsidiary, and therefore related body corporate, of Commonwealth Bank of Australia
Realindex Investments Pty Limited ACN 133 312 017	An indirect wholly-owned subsidiary, and therefore related body corporate, of Commonwealth Bank of Australia
Sovereign Services Limited ACN 969417	An indirect wholly-owned subsidiary, and therefore related body corporate, of Commonwealth Bank of Australia
The Colonial Mutual Life Assurance Society Limited ACN 004 021 809	An indirect wholly-owned subsidiary, and therefore related body corporate, of Commonwealth Bank of Australia

## 7. Addresses

The addresses of persons named in this form are as follows:

Name	Address
ASB Group Investments Limited Company Number 533945	Level 2, ASB North Wharf, 12 Jellicoe Street, Auckland, 1010 , New Zealand
CBA Equities Limited ACN 003 485 952	Ground Floor Tower 1, 201 Sussex Street, Sydney, NSW, 2000, Australia
Commonwealth Bank Officers Superannuation Corporation Pty Limited ACN 074 519 798	Level 11 Tower 1, 201 Sussex St Sydney NSW 2001
Colonial First State Asset Management (Australia) Limited ACN 114 194 311	Ground Floor Tower 1, 201 Sussex Street, Sydney, NSW, 2000, Australia
Colonial First State Investments Limited ACN 002 348 352	Ground Floor Tower 1, 201 Sussex Street, Sydney, NSW, 2000, Australia
Avanteos Investments Limited ACN 096 259 979	Ground Floor Tower 1, 201 Sussex Street, Sydney, NSW, 2000, Australia
Realindex Investments Pty Limited ACN 133 312 017	Ground Floor Tower 1, 201 Sussex Street, Sydney, NSW, 2000, Australia
Sovereign Services Limited ACN 969417	Level 2, ASB North Wharf, 12 Jellicoe Street, Auckland, 1010 , New Zealand
The Colonial Mutual Life Assurance Society Limited ACN 004 021 809	Ground Floor Tower 1, 201 Sussex Street, Sydney, NSW, 2000, Australia

## 8. Signature

NOTE 1--(This note is relevant to section 2,3,4 and 5)

The relevant interests in these securities:

- a) are/were held by Colonial First State Investments Limited (CFS) as responsible entity of the specified registered managed investment schemes and relate(d) to holdings in connection with the Colonial First State First Choice product range. Decisions to buy/sell those securities and exercise voting rights in relation to those securities are made by managers to whom CFS has outsourced those functions. By instrument dated 29 October 2001 the Australian Securities and Investments Commission ("ASIC") has granted certain relief to CFS and its related bodies corporate for these holdings from the applicable provisions of Chapter 6 of the Corporations Act in relation to the acquisition of or increase in voting power of such securities (the Manager Relief). These managers are not associates of, other than by virtue of an agreement in accordance with the terms of the Manager Relief, the Commonwealth Bank of Australia group; or
- b) are/were held by or for the benefit of specified index funds where the funds have an objective of maintaining a portfolio tracking error less than 0.5% per annum. ASIC has granted certain relief to CFS and its related bodies corporate for these holdings from the applicable provisions of Chapter 6 of the Corporations Act in relation to the acquisition of or increase in voting power of such securities.




Dated the 28 day of April 2016

---

Carla Collingwood-Company Secretary

## Annexure A

This is annexure A referred to in Form 603, Notice of initial substantial holder dated **26/04/2016**



Carla Collingwood

Company Secretary

Dated the 28 April 2016

## SCHEDULE

AEGIS CORRECTIONAL PARTNERSHIP PTY LTD  
AEGIS LIMITED  
AHL HOLDINGS PTY LIMITED  
ALTONA V6 PTY LIMITED  
ASB BANK LIMITED  
ASB CAPITAL LIMITED (NZX-ASBPA)  
ASB CAPITAL NO.2 LIMITED (NZX-ASBPB)  
ASB FINANCE LIMITED  
ASB FUNDING LIMITED  
ASB GROUP (LIFE) LIMITED  
ASB GROUP INVESTMENTS LIMITED  
ASB HOLDINGS LIMITED  
ASB MANAGEMENT SERVICES LIMITED  
ASB NOMINEES LIMITED  
ASB SECURITIES LIMITED  
ASKLEPIOS LIMITED  
ASPIRE SCHOOLS FINANCING (QLD) PTY LIMITED  
ASPIRE SCHOOLS HOLDINGS (QLD) PTY LIMITED  
AUSIEX NOMINEES PTY LIMITED  
AUSTRALIAN INVESTMENT EXCHANGE LIMITED  
AVANTEOS INVESTMENTS LIMITED  
AVANTEOS PTY LTD  
BANK OF HANGZHOU CO. LTD  
BANKWEST FOUNDATION LIMITED  
BDELTA VESSEL NO 1 PTY LTD  
BDELTA VESSEL NO 2 PTY LTD  
BDELTA VESSEL NO 3 PTY LTD  
BDELTA VESSEL NO 4 PTY LTD  
BOCOMMLIFE INSURANCE COMPANY LIMITED  
BOND INVESTMENTS NO 1 LIMITED  
BOND INVESTMENTS UK LIMITED  
BW FINANCIAL ADVICE LIMITED  
BW SECURITISATION MANAGEMENT PTY LTD  
BWA GROUP SERVICES PTY LTD  
BWA INTELLECTUAL PROPERTY HOLDINGS LIMITED  
CAPITAL 121 PTY LIMITED  
CARDS NZ LIMITED  
CBA (EUROPE) FINANCE LTD (IN LIQUIDATION)  
CBA A319 4624 PTY LIMITED  
CBA A319 4635 PTY LIMITED  
CBA A320 4077 PTY LTD  
CBA A320 4948 PTY LIMITED  
CBA A320 5156 PTY LIMITED  
CBA A320 5249 PTY LTD  
CBA A320 5289 PTY LTD  
CBA A320 5638 PTY LTD  
CBA A320 6749 PTY LIMITED  
CBA A320 AIRCRAFT NO1 PTY LTD  
CBA A330 1427 Pty Ltd  
CBA A330 1453 PTY LIMITED  
CBA AIR A320 2714 PTY LIMITED  
CBA AIR PTY LTD  
CBA ASSET FINANCE (NZ) LIMITED  
CBA ASSET HOLDINGS (NZ) LIMITED  
CBA B377 37091 PTY LTD  
CBA B738 39822 PTY LIMITED  
CBA CAPITAL AUSTRALIA PTY LIMITED  
CBA CAPITAL HOLDINGS INC.  
CBA CAPITAL TRUST I  
CBA CAPITAL TRUST II  
CBA CORPORATE SERVICES (NSW) PTY LIMITED  
CBA CORPORATE SERVICES (VIC) PTY LIMITED  
CBA EQUITIES LIMITED  
CBA EUROPE LIMITED  
CBA FUNDING (NZ) LIMITED  
CBA FUNDING HOLDINGS PTY LTD  
CBA FUNDING TRUST I  
CBA INTERNATIONAL FINANCE PTY. LIMITED  
CBA INTERNATIONAL FINANCIAL SERVICES LIMITED (formerly known as COMMBANK MANAGEMENT CONSULTING (ASIA) COMPANY LIMITED)  
CBA INVESTMENTS (NO.4) LIMITED  
CBA IT CO PTY LIMITED  
CBA MTE RAIL COMPANY PTY LIMITED  
CBA NZ HOLDING LIMITED  
CBA RAIL & TRAM COMPANY PTY LIMITED  
CBA REAL ESTATE FUNDING (NZ) LIMITED  
CBA SA HOLDINGS PROPRIETARY LIMITED  
CBA SERVICES SINGAPORE PTE LTD  
CBA SPECIALISED FINANCING PTY LIMITED  
CBA STAFF COMMUNITY FUND LIMITED  
CBA USD FUNDING LIMITED  
CBA USD INVESTMENTS PTY LIMITED  
CBFC LEASING PTY. LIMITED  
CBFC LIMITED  
CFS Newham Limited  
CFSPA I EUROPE CO LIMITED (formerly known as CFSPA I MALTA CO LIMITED)  
CFSPA I EUROPE HOLDCO LIMITED (formerly known as CFSPA I MALTA HOLDCO LIMITED)  
CHRISTMAS BREAK PTY LTD  
CHULLORA EQUITY INVESTMENT (NO 1) PTY


LIMITED  
 CHULLORA EQUITY INVESTMENT (NO 2) PTY LIMITED  
 CHULLORA EQUITY INVESTMENT (NO 3) PTY LIMITED  
 CIPL ARARAT PTY LTD  
 CIPL SA SCHOOLS PTY LTD  
 CISL (HAZELWOOD) PTY. LIMITED  
 CM-SOMERTON PTY. LTD.  
 CMG ASIA LIFE HOLDINGS LIMITED  
 CMG ASIA PTY LTD  
 COLLATERAL LEASING PTY LTD  
 Colonial (UK) Trustees Limited  
 COLONIAL FIRST STATE ASSET MANAGEMENT (AUSTRALIA) LIMITED  
 COLONIAL FIRST STATE GROUP LIMITED  
 COLONIAL FIRST STATE INFRASTRUCTURE HOLDINGS LIMITED  
 COLONIAL FIRST STATE INFRASTRUCTURE MANAGERS (AUSTRALIA) PTY LTD  
 Colonial First State Investment Managers (UK) Limited  
 COLONIAL FIRST STATE INVESTMENTS (NZ) LIMITED (PENDING DEREGISTRATION)  
 COLONIAL FIRST STATE INVESTMENTS LIMITED  
 COLONIAL FIRST STATE MANAGED INFRASTRUCTURE LIMITED  
 COLONIAL HOLDING COMPANY LIMITED  
 COLONIAL MUTUAL SUPERANNUATION PTY. LTD.  
 COLONIAL SERVICES PTY LIMITED  
 COMMBANK EUROPE LIMITED  
 COMMBANK MANAGEMENT CONSULTING (SHANGHAI) COMPANY LIMITED  
 COMMFOUNDATION PTY LIMITED  
 COMMINTERNATIONAL LIMITED  
 COMMONWEALTH AUSTRALIA SECURITIES LLC  
 COMMONWEALTH BANK OF AUSTRALIA  
 COMMONWEALTH BANK OF AUSTRALIA (CHENG'AN) COUNTY BANK CO. LTD.  
 COMMONWEALTH BANK OF AUSTRALIA (CIXIAN) COUNTY BANK CO. LTD  
 COMMONWEALTH BANK OF AUSTRALIA (DENG FENG) COUNTY BANK CO. LTD  
 COMMONWEALTH BANK OF AUSTRALIA (HANDANXIAN) COUNTY BANK CO. LTD.  
 COMMONWEALTH BANK OF AUSTRALIA (JIYUAN) COUNTY BANK CO. LTD  
 COMMONWEALTH BANK OF AUSTRALIA (LANKAO) COUNTY BANK CO. LTD  
 COMMONWEALTH BANK OF AUSTRALIA (LUANCHENG) COUNTY BANK CO. LTD  
 COMMONWEALTH BANK OF AUSTRALIA (MIANCHI) COUNTY BANK CO. LTD  
 COMMONWEALTH BANK OF AUSTRALIA (SHEXIAN) COUNTY BANK CO. LTD  
 COMMONWEALTH BANK OF AUSTRALIA (UK) STAFF BENEFITS SCHEME TRUSTEE COMPANY LIMITED  
 COMMONWEALTH BANK OF AUSTRALIA (WEIXIAN) COUNTY BANK CO. LTD.  
 COMMONWEALTH BANK OF AUSTRALIA (WENXIAN) COUNTY BANK CO. LTD

COMMONWEALTH BANK OF AUSTRALIA (XINJI) COUNTY BANK CO. LTD  
 COMMONWEALTH BANK OF AUSTRALIA (YICHUAN) COUNTY BANK CO. LTD  
 COMMONWEALTH BANK OF AUSTRALIA (YONGCHENG) COUNTY BANK CO. LTD  
 COMMONWEALTH BANK OF AUSTRALIA (YONGNIAN) COUNTY BANK CO. LTD  
 COMMONWEALTH BANK OFFICERS  
 SUPERANNUATION CORPORATION PTY LIMITED  
 Commonwealth Custodial Services Pty Ltd  
 COMMONWEALTH DEVELOPMENT BANK OF AUSTRALIA PTY LIMITED  
 COMMONWEALTH FINANCIAL PLANNING LIMITED  
 COMMONWEALTH INSURANCE HOLDINGS LIMITED  
 COMMONWEALTH INSURANCE LIMITED  
 COMMONWEALTH INVESTMENTS PTY LIMITED  
 COMMONWEALTH PRIVATE LIMITED  
 COMMONWEALTH SECURITIES LIMITED  
 COMMONWEALTH INTERNATIONAL HOLDINGS PTY LIMITED  
 COMSEC NOMINEES PTY LIMITED  
 CORE EQUITY SERVICES NOMINEES PTY LIMITED  
 COUNT FINANCIAL LIMITED  
 CRYSTAL AVENUE PTY LIMITED  
 CTB AUSTRALIA LIMITED  
 ELLAS CONTAINER SHIP COMPANY 1 PTY LIMITED  
 ELLAS CONTAINER SHIP COMPANY 2 PTY LIMITED  
 EMERALD HOLDING COMPANY PTY LIMITED  
 EQUIGROUP HOLDINGS PTY LIMITED  
 FINANCIAL WISDOM LIMITED  
 FINCONNECT (AUSTRALIA) PTY LTD  
 FIRST STATE CINDA FUND MANAGEMENT COMPANY LIMITED  
 First State European Diversified Infrastructure Sarl  
 First State Funds Plc  
 First State Global Umbrella Fund Public Limited Company  
 FIRST STATE INFRASTRUCTURE MANAGERS (INTERNATIONAL) LIMITED  
 First State Infrastructure S.à r.l.  
 First State Investment Management (UK) Limited  
 FIRST STATE INVESTMENT MANAGERS (ASIA) LIMITED  
 First State Investment Services (UK) Limited  
 FIRST STATE INVESTMENTS (HONG KONG) LIMITED  
 FIRST STATE INVESTMENTS (JAPAN) LIMITED  
 FIRST STATE INVESTMENTS (NZ) LIMITED  
 FIRST STATE INVESTMENTS (SINGAPORE)  
 First State Investments (UK Holdings) Limited  
 First State Investments (UK) Limited  
 FIRST STATE INVESTMENTS (US) LLC  
 First State Investments Fund Management Sarl  
 First State Investments GIP Management Sarl  
 FIRST STATE INVESTMENTS HOLDINGS (SINGAPORE) LIMITED  
 First State Investments ICVC  
 First State Investments International Inc  
 First State Investments International Limited  
 FIRST STATE NOMINEES (HONG KONG) LIMITED

FSIB LTD (formerly known as FIRST STATE INVESTMENTS (BERMUDA) LIMITED)  
 FSIC Limited (formerly known as First State Investments (Cayman) Limited)  
 GT USD FUNDING PTY LIMITED  
 HAZELWOOD INVESTMENT COMPANY PTY LIMITED  
 HOMEPAH PTY LIMITED  
 INVERLOCH LEASING PTY LIMITED  
 INVESTMENT CUSTODIAL SERVICES LIMITED  
 INVESTOR SECURITIES PTY LTD (PENDING DEREGISTRATION)  
 INVESTORWEB.COM. PTY LIMITED  
 IWL BROKING SOLUTIONS LIMITED  
 IWL LIMITED  
 JACQUES MARTIN ADMINISTRATION AND CONSULTING PTY LTD  
 JACQUES MARTIN PTY. LTD.  
 LOFT NO 1 PTY LIMITED  
 LOFT NO 2 PTY LIMITED  
 LOFT NO.3 PTY LIMITED  
 MIS FUNDING NO.1 PTY LIMITED  
 MORTGAGE HOLDING TRUST COMPANY LIMITED  
 MTE DEBT VEHICLE PTY LTD  
 MTE LESSOR 1 PTY LTD  
 MTE LESSOR 2 PTY LTD  
 MTE LESSOR 3 PTY LTD  
 MTE LESSOR 4 PTY LTD  
 MTE LESSOR 5 PTY LTD  
 MTE NOMINEE PARTNER PTY LTD  
 NETSHARE NOMINEES PTY LTD  
 NEWPORT LIMITED  
 NEWSHELF 1314 (PTY) LTD  
 NEWSHELF 1315 (PTY) LTD  
 NIMITZ NOMINEES PTY LIMITED  
 ORE & OVERBURDEN PTY LIMITED  
 PREFERRED CAPITAL LIMITED  
 PREMIUM ALTERNATIVE INVESTMENTS PTY LIMITED  
 PREMIUM CUSTODY SERVICES PTY LTD  
 PREMIUM PLANTATIONS PTY LIMITED  
 PREMIUM PLANTATIONS SERVICES PTY LTD  
 PT BANK COMMONWEALTH  
 PT COMMONWEALTH LIFE  
 PT FIRST STATE INVESTMENTS INDONESIA QILU BANK CO. LTD.  
 REALINDEX INVESTMENTS PTY LIMITED  
 RELIANCE ACHIEVER PTY LIMITED  
 RESIDENTIAL MORTGAGE GROUP PTY LTD  
 ROCK & RUBBLE (DEBT VEHICLE) PTY LIMITED  
 ROCK & RUBBLE (EXISTING) PTY LIMITED  
 ROCK & RUBBLE (NEW) PTY LIMITED  
 SAF MINING NO.2 PTY LIMITED  
 SAF Mining No1 Pty Limited  
 SAFE NO1 PTY LTD  
 SAFE NO17 PTY LIMITED (PENDING DEREGISTRATION)  
 SAFE NO2 PTY LTD  
 SAFE NO3 PTY LTD  
 SAFE NO4 PTY LIMITED  
 SAFE NO9 PTY LIMITED  
 SAFE USD HOLDINGS PTY LTD  
 SBN NOMINEES PTY. LIMITED  
 SECURITISATION ADVISORY SERVICES PTY. LIMITED  
 SECURITISATION MANAGEMENT SERVICES LIMITED  
 SECURITY HOLDING INVESTMENT ENTITY LINKING DEALS LIMITED  
 SENBARY PTY LIMITED  
 SHARE DIRECT NOMINEES PTY LIMITED  
 SHARE INVESTMENTS PTY LIMITED  
 SI Holdings Limited  
 SIF RAILWAY NO.1 PTY LIMITED (IN LIQUIDATION)  
 SIF RAILWAY NO.2 PTY LIMITED (IN LIQUIDATION)  
 SOVEREIGN ASSURANCE COMPANY LIMITED  
 SOVEREIGN SERVICES LIMITED  
 SOVEREIGN SUPERANNUATION FUNDS LIMITED  
 SOVEREIGN SUPERANNUATION TRUSTEES LIMITED  
 ST ANDREW'S AUSTRALIA PTY LTD  
 STATE NOMINEES LTD  
 SWAN SECURITISATION FINANCE PTY LIMITED (IN LIQUIDATION)  
 SWAN SECURITISATION INVESTMENTS PTY LTD (IN LIQUIDATION)  
 T.W. CUSTODIANS LIMITED  
 TANKSTREAM RAIL (BY - 1) PTY LIMITED  
 TANKSTREAM RAIL (BY - 2) PTY LIMITED  
 TANKSTREAM RAIL (BY - 3) PTY LIMITED  
 TANKSTREAM RAIL (BY - 4) PTY LIMITED  
 TANKSTREAM RAIL (SW - 1) PTY LIMITED  
 TANKSTREAM RAIL (SW - 2) PTY LIMITED  
 TANKSTREAM RAIL (SW - 3) PTY LIMITED  
 TANKSTREAM RAIL (SW - 4) PTY LIMITED  
 TANKSTREAM RAIL (VICTORIA) PTY LIMITED  
 THE COLONIAL MUTUAL LIFE ASSURANCE SOCIETY LIMITED  
 TOTAL KEEN INVESTMENT LIMITED  
 TYME CAPITAL PROPRIETARY LIMITED  
 TYME INFIELD PROPRIETARY LIMITED (formerly know as EDGE FIELD MARKETING PROPRIETARY LTD)  
 TYME INTELLECTUAL PROPERTIES PROPRIETARY LIMITED  
 TYME INVESTMENTS PROPRIETARY LIMITED  
 TYME TECHNICAL SOLUTIONS PROPRIETARY LIMITED  
 VATOSCAN PROPRIETARY LIMITED  
 VH-VZF PTY LTD  
 VH-VZG PTY LTD  
 VH-VZH PTY LTD  
 VIETNAM INTERNATIONAL BANK (VIETNAM INTERNATIONAL COMMERCIAL JOINT STOCK BANK)  
 VIPRO PTY LIMITED  
 WESTSIDE PROPERTIES LIMITED

**Annexure B**

This is annexure B referred to in Form 603, Notice of initial substantial holder dated **26/04/2016**



Carla Collingwood Company Secretary Dated the 28 April 2016

Commonwealth Bank Officers Superannuation Corporation Pty Limited ACN 074 519 798

Holder of relevant interest	Date of acquisition	Consideration Cash	Consideration Non-Cash	Class and number of securities
Commonwealth Bank Officers Superannuation Corporation Pty Limited ACN 074 519 798	Thursday, 17 March 2016	634,438.50		650,506 Ordinary shares
Commonwealth Bank Officers Superannuation Corporation Pty Limited ACN 074 519 798	Friday, 18 March 2016	9,503.40		9,555 Ordinary shares
Commonwealth Bank Officers Superannuation Corporation Pty Limited ACN 074 519 798	Wednesday, 13 January 2016	393,734.72		568,570 Ordinary shares
Commonwealth Bank Officers Superannuation Corporation Pty Limited ACN 074 519 798	Wednesday, 13 January 2016	117,122.52		169,130 Ordinary shares

CBA Equities Limited ACN 003 485 952

Holder of relevant interest	Date of acquisition	Consideration Cash	Consideration Non-Cash	Class and number of securities
CBA Equities Limited ACN 003 485 952	Monday, 15 February 2016	N/A		2,000,000 Ordinary shares (borrowed from Citigroup Global Markets Australia Pty Ltd, see Annexure C)
CBA Equities Limited ACN 003 485 952	Thursday, 24 March 2016	N/A		890,000 Ordinary shares (borrowed from Citigroup Global Markets Australia Pty Ltd, see Annexure C)
CBA Equities Limited ACN 003 485 952	Thursday, 24 December 2015	N/A		27,016 Ordinary shares (borrowed from Barclays Capital Securities Ltd,

				see Annexure C)
CBA Equities Limited ACN 003 485 952	Friday, 25 December 2015	N/A		27,016 Ordinary shares (borrowed from Barclays Capital Securities Ltd, see Annexure C)
CBA Equities Limited ACN 003 485 952	Wednesday, 30 December 2015	N/A		27,016 Ordinary shares (borrowed from Barclays Capital Securities Ltd, see Annexure C)
CBA Equities Limited ACN 003 485 952	Friday, 8 January 2016	N/A		27,015 Ordinary shares (borrowed from Barclays Capital Securities Ltd, see Annexure C)
CBA Equities Limited ACN 003 485 952	Monday, 11 January 2016	N/A		27,015 Ordinary shares (borrowed from Barclays Capital Securities Ltd, see Annexure C)
CBA Equities Limited ACN 003 485 952	Tuesday, 12 January 2016	N/A		27,015 Ordinary shares (borrowed from Barclays Capital Securities Ltd, see Annexure C)
CBA Equities Limited ACN 003 485 952	Wednesday, 13 January 2016	N/A		27,015 Ordinary shares (borrowed from Barclays Capital Securities Ltd, see Annexure C)
CBA Equities Limited ACN 003 485 952	Thursday, 14 January 2016	N/A		583,367 Ordinary shares (borrowed from Barclays Capital Securities Ltd, see Annexure C)
CBA Equities Limited ACN 003 485 952	Friday, 15 January 2016	N/A		543,587 Ordinary shares (borrowed from Barclays Capital Securities Ltd, see Annexure C)
CBA Equities Limited ACN 003 485 952	Monday, 18 January 2016	N/A		543,587 Ordinary shares (borrowed from Barclays Capital Securities Ltd, see Annexure C)
CBA Equities Limited ACN 003 485 952	Tuesday, 19 January 2016	N/A		543,587 Ordinary shares (borrowed from Barclays Capital Securities Ltd, see Annexure C)
CBA Equities Limited ACN 003 485 952	Wednesday, 20 January 2016	N/A		998,085 Ordinary shares (borrowed from Barclays Capital Securities Ltd, see Annexure C)
CBA Equities Limited	Thursday, 21 January	N/A		998,085 Ordinary shares (borrowed from Barclays



ACN 003 485 952	2016			Capital Securities Ltd, see Annexure C)
CBA Equities Limited ACN 003 485 952	Friday, 22 January 2016	N/A		998,085 Ordinary shares (borrowed from Barclays Capital Securities Ltd, see Annexure C)
CBA Equities Limited ACN 003 485 952	Monday, 25 January 2016	N/A		998,085 Ordinary shares (borrowed from Barclays Capital Securities Ltd, see Annexure C)
CBA Equities Limited ACN 003 485 952	Tuesday, 26 January 2016	N/A		977,741 Ordinary shares (borrowed from Barclays Capital Securities Ltd, see Annexure C)
CBA Equities Limited ACN 003 485 952	Wednesday, 27 January 2016	N/A		977,741 Ordinary shares (borrowed from Barclays Capital Securities Ltd, see Annexure C)
CBA Equities Limited ACN 003 485 952	Thursday, 28 January 2016	N/A		807,005 Ordinary shares (borrowed from Barclays Capital Securities Ltd, see Annexure C)
CBA Equities Limited ACN 003 485 952	Friday, 29 January 2016	N/A		807,005 Ordinary shares (borrowed from Barclays Capital Securities Ltd, see Annexure C)
CBA Equities Limited ACN 003 485 952	Tuesday, 2 February 2016	N/A		807,005 Ordinary shares (borrowed from Barclays Capital Securities Ltd, see Annexure C)
CBA Equities Limited ACN 003 485 952	Wednesday, 3 February 2016	N/A		1,374,786 Ordinary shares (borrowed from Barclays Capital Securities Ltd, see Annexure C)
CBA Equities Limited ACN 003 485 952	Thursday, 4 February 2016	N/A		1,374,786 Ordinary shares (borrowed from Barclays Capital Securities Ltd, see Annexure C)
CBA Equities Limited ACN 003 485 952	Thursday, 4 February 2016	N/A		1,374,786 Ordinary shares (borrowed from Barclays Capital Securities Ltd, see Annexure C)
CBA Equities Limited ACN 003 485 952	Friday, 5 February 2016	N/A		1,374,786 Ordinary shares (borrowed from Barclays

				Capital Securities Ltd, see Annexure C)
CBA Equities Limited ACN 003 485 952	Monday, 8 February 2016	N/A		1,374,786 Ordinary shares (borrowed from Barclays Capital Securities Ltd, see Annexure C)
CBA Equities Limited ACN 003 485 952	Tuesday, 9 February 2016	N/A		1,374,786 Ordinary shares (borrowed from Barclays Capital Securities Ltd, see Annexure C)
CBA Equities Limited ACN 003 485 952	Wednesday, 10 February 2016	N/A		1,374,786 Ordinary shares (borrowed from Barclays Capital Securities Ltd, see Annexure C)
CBA Equities Limited ACN 003 485 952	Thursday, 11 February 2016	N/A		1,236,328 Ordinary shares (borrowed from Barclays Capital Securities Ltd, see Annexure C)
CBA Equities Limited ACN 003 485 952	Friday, 12 February 2016	N/A		1,236,328 Ordinary shares (borrowed from Barclays Capital Securities Ltd, see Annexure C)
CBA Equities Limited ACN 003 485 952	Monday, 15 February 2016	N/A		1,232,870 Ordinary shares (borrowed from Barclays Capital Securities Ltd, see Annexure C)
CBA Equities Limited ACN 003 485 952	Wednesday, 17 February 2016	N/A		1,232,870 Ordinary shares (borrowed from Barclays Capital Securities Ltd, see Annexure C)
CBA Equities Limited ACN 003 485 952	Friday, 19 February 2016	N/A		1,599,346 Ordinary shares (borrowed from Barclays Capital Securities Ltd, see Annexure C)
CBA Equities Limited ACN 003 485 952	Monday, 22 February 2016	N/A		1,606,456 Ordinary shares (borrowed from Barclays Capital Securities Ltd, see Annexure C)
CBA Equities Limited	Tuesday, 23 February	N/A		1,623,790 Ordinary shares

ACN 003 485 952	2016			(borrowed from Barclays Capital Securities Ltd, see Annexure C)
CBA Equities Limited ACN 003 485 952	Wednesday, 24 February 2016	N/A		1,623,792 Ordinary shares (borrowed from Barclays Capital Securities Ltd, see Annexure C)
CBA Equities Limited ACN 003 485 952	Thursday, 25 February 2016	N/A		1,623,792 Ordinary shares (borrowed from Barclays Capital Securities Ltd, see Annexure C)
CBA Equities Limited ACN 003 485 952	Friday, 26 February 2016	N/A		1,623,792 Ordinary shares (borrowed from Barclays Capital Securities Ltd, see Annexure C)
CBA Equities Limited ACN 003 485 952	Monday, 29 February 2016	N/A		1,623,792 Ordinary shares (borrowed from Barclays Capital Securities Ltd, see Annexure C)
CBA Equities Limited ACN 003 485 952	Tuesday, 1 March 2016	N/A		1,623,792 Ordinary shares (borrowed from Barclays Capital Securities Ltd, see Annexure C)
CBA Equities Limited ACN 003 485 952	Thursday, 10 March 2016	N/A		1,030,300 Ordinary shares (borrowed from Barclays Capital Securities Ltd, see Annexure C)
CBA Equities Limited ACN 003 485 952	Friday, 11 March 2016	N/A		852,779 Ordinary shares (borrowed from Barclays Capital Securities Ltd, see Annexure C)
CBA Equities Limited ACN 003 485 952	Monday, 14 March 2016	N/A		852,784 Ordinary shares (borrowed from Barclays Capital Securities Ltd, see Annexure C)
CBA Equities Limited ACN 003 485 952	Tuesday, 15 March 2016	N/A		852,784 Ordinary shares (borrowed from Barclays Capital Securities Ltd, see Annexure C)
CBA Equities Limited ACN 003 485 952	Wednesday, 16 March 2016	N/A		852,784 Ordinary shares (borrowed from Barclays Capital Securities Ltd,

				see Annexure C)
CBA Equities Limited ACN 003 485 952	Friday, 18 March 2016	N/A		852,784 Ordinary shares (borrowed from Barclays Capital Securities Ltd, see Annexure C)
CBA Equities Limited ACN 003 485 952	Monday, 21 March 2016	N/A		852,784 Ordinary shares (borrowed from Barclays Capital Securities Ltd, see Annexure C)
CBA Equities Limited ACN 003 485 952	Tuesday, 22 March 2016	N/A		852,784 Ordinary shares (borrowed from Barclays Capital Securities Ltd, see Annexure C)
CBA Equities Limited ACN 003 485 952	Thursday, 24 March 2016	N/A		852,784 Ordinary shares (borrowed from Barclays Capital Securities Ltd, see Annexure C)
CBA Equities Limited ACN 003 485 952	Friday, 25 March 2016	N/A		852,784 Ordinary shares (borrowed from Barclays Capital Securities Ltd, see Annexure C)
CBA Equities Limited ACN 003 485 952	Monday, 28 March 2016	N/A		852,784 Ordinary shares (borrowed from Barclays Capital Securities Ltd, see Annexure C)
CBA Equities Limited ACN 003 485 952	Tuesday, 29 March 2016	N/A		852,784 Ordinary shares (borrowed from Barclays Capital Securities Ltd, see Annexure C)
CBA Equities Limited ACN 003 485 952	Wednesday, 30 March 2016	N/A		852,784 Ordinary shares (borrowed from Barclays Capital Securities Ltd, see Annexure C)
CBA Equities Limited ACN 003 485 952	Friday, 1 April 2016	N/A		852,784 Ordinary shares (borrowed from Barclays Capital Securities Ltd, see Annexure C)
CBA Equities Limited ACN 003 485 952	Monday, 4 April 2016	N/A		852,784 Ordinary shares (borrowed from Barclays Capital Securities Ltd, see Annexure C)
CBA Equities Limited ACN 003 485 952	Tuesday, 5 April 2016	N/A		852,784 Ordinary shares (borrowed from Barclays Capital Securities Ltd, see Annexure C)
CBA Equities Limited	Wednesday, 6 April	N/A		852,784 Ordinary shares (borrowed from Barclays

ACN 003 485 952	2016			Capital Securities Ltd, see Annexure C)
CBA Equities Limited ACN 003 485 952	Thursday, 7 April 2016	N/A		573,224 Ordinary shares (borrowed from Barclays Capital Securities Ltd, see Annexure C)
CBA Equities Limited ACN 003 485 952	Friday, 8 April 2016	N/A		573,224 Ordinary shares (borrowed from Barclays Capital Securities Ltd, see Annexure C)
CBA Equities Limited ACN 003 485 952	Monday, 11 April 2016	N/A		573,224 Ordinary shares (borrowed from Barclays Capital Securities Ltd, see Annexure C)
CBA Equities Limited ACN 003 485 952	Tuesday, 12 April 2016	N/A		573,224 Ordinary shares (borrowed from Barclays Capital Securities Ltd, see Annexure C)
CBA Equities Limited ACN 003 485 952	Wednesday, 13 April 2016	N/A		573,224 Ordinary shares (borrowed from Barclays Capital Securities Ltd, see Annexure C)
CBA Equities Limited ACN 003 485 952	Thursday, 14 April 2016	N/A		573,224 Ordinary shares (borrowed from Barclays Capital Securities Ltd, see Annexure C)
CBA Equities Limited ACN 003 485 952	Friday, 15 April 2016	N/A		573,224 Ordinary shares (borrowed from Barclays Capital Securities Ltd, see Annexure C)
CBA Equities Limited ACN 003 485 952	Monday, 18 April 2016	N/A		573,224 Ordinary shares (borrowed from Barclays Capital Securities Ltd, see Annexure C)
CBA Equities Limited ACN 003 485 952	Tuesday, 19 April 2016	N/A		573,224 Ordinary shares (borrowed from Barclays Capital Securities Ltd, see Annexure C)
CBA Equities Limited ACN 003 485 952	Thursday, 21 April 2016	N/A		573,224 Ordinary shares (borrowed from Barclays Capital Securities Ltd, see Annexure C)
CBA Equities Limited ACN 003 485 952	Tuesday, 26 April 2016	N/A		573,224 Ordinary shares (borrowed from Barclays Capital Securities Ltd, see Annexure C)

CBA Equities Limited ACN 003 485 952	Tuesday, 12 January 2016	1,999.20		2,940 Ordinary shares
CBA Equities Limited ACN 003 485 952	Tuesday, 12 January 2016	1,082.30		1,580 Ordinary shares
CBA Equities Limited ACN 003 485 952	Tuesday, 12 January 2016	887.08		1,295 Ordinary shares
CBA Equities Limited ACN 003 485 952	Tuesday, 12 January 2016	2,470.80		3,607 Ordinary shares
CBA Equities Limited ACN 003 485 952	Thursday, 14 January 2016	32,836.16		47,943 Ordinary shares
CBA Equities Limited ACN 003 485 952	Thursday, 14 January 2016	166.98		242 Ordinary shares
CBA Equities Limited ACN 003 485 952	Thursday, 14 January 2016	308.43		447 Ordinary shares
CBA Equities Limited ACN 003 485 952	Thursday, 14 January 2016	4,670.61		6,769 Ordinary shares
CBA Equities Limited ACN 003 485 952	Thursday, 14 January 2016	2,778.63		4,027 Ordinary shares
CBA Equities Limited ACN 003 485 952	Thursday, 14 January 2016	11,109.69		16,101 Ordinary shares
CBA Equities Limited ACN 003 485 952	Monday, 18 January 2016	4,515.65		7,001 Ordinary shares
CBA Equities Limited ACN 003 485 952	Monday, 18 January 2016	3,841.62		5,956 Ordinary shares
CBA Equities Limited ACN 003 485 952	Monday, 18 January 2016	4,326.02		6,707 Ordinary shares
CBA Equities Limited ACN 003 485 952	Monday, 18 January 2016	6,570.61		10,187 Ordinary shares
CBA Equities Limited ACN 003 485 952	Tuesday, 19 January 2016	5,791.80		8,274 Ordinary shares
CBA Equities Limited ACN 003 485 952	Tuesday, 19 January 2016	5,284.30		7,549 Ordinary shares
CBA Equities Limited ACN 003 485 952	Tuesday, 19 January 2016	868.70		1,241 Ordinary shares
CBA Equities Limited ACN 003 485 952	Tuesday, 19 January 2016	217.00		310 Ordinary shares
CBA Equities Limited	Tuesday, 19 January	13,877.50		19,825 Ordinary shares

ACN 003 485 952	2016			
CBA Equities Limited ACN 003 485 952	Tuesday, 19 January 2016	32,710.30		46,729 Ordinary shares
CBA Equities Limited ACN 003 485 952	Wednesday, 20 January 2016	2,234.85		3,170 Ordinary shares
CBA Equities Limited ACN 003 485 952	Thursday, 21 January 2016	6,530.58		8,946 Ordinary shares
CBA Equities Limited ACN 003 485 952	Thursday, 21 January 2016	3,822.28		5,236 Ordinary shares
CBA Equities Limited ACN 003 485 952	Friday, 22 January 2016	6,932.23		9,305 Ordinary shares
CBA Equities Limited ACN 003 485 952	Friday, 22 January 2016	661.57		891 Ordinary shares
CBA Equities Limited ACN 003 485 952	Friday, 22 January 2016	661.57		891 Ordinary shares
CBA Equities Limited ACN 003 485 952	Friday, 22 January 2016	3,686.03		5,015 Ordinary shares
CBA Equities Limited ACN 003 485 952	Friday, 22 January 2016	5,206.74		7,084 Ordinary shares
CBA Equities Limited ACN 003 485 952	Friday, 22 January 2016	13,002.15		17,690 Ordinary shares
CBA Equities Limited ACN 003 485 952	Friday, 22 January 2016	1,927.91		2,623 Ordinary shares
CBA Equities Limited ACN 003 485 952	Friday, 22 January 2016	2,010.00		2,680 Ordinary shares
CBA Equities Limited ACN 003 485 952	Friday, 22 January 2016	1,638.75		2,185 Ordinary shares
CBA Equities Limited ACN 003 485 952	Friday, 22 January 2016	1,716.00		2,288 Ordinary shares
CBA Equities Limited ACN 003 485 952	Monday, 25 January 2016	1,005.66		1,332 Ordinary shares
CBA Equities Limited ACN 003 485 952	Monday, 25 January 2016	6,243.10		8,269 Ordinary shares
CBA Equities Limited ACN 003 485 952	Monday, 25 January 2016	1,079.96		1,421 Ordinary shares
CBA Equities Limited ACN 003 485 952	Monday, 25 January 2016	2,011.95		2,630 Ordinary shares

CBA Equities Limited ACN 003 485 952	Wednesday, 27 January 2016	2,089.55		2,645 Ordinary shares
CBA Equities Limited ACN 003 485 952	Wednesday, 27 January 2016	2,011.35		2,530 Ordinary shares
CBA Equities Limited ACN 003 485 952	Wednesday, 27 January 2016	3,984.41		4,965 Ordinary shares
CBA Equities Limited ACN 003 485 952	Wednesday, 27 January 2016	3,984.41		4,965 Ordinary shares
CBA Equities Limited ACN 003 485 952	Wednesday, 27 January 2016	14,266.40		17,833 Ordinary shares
CBA Equities Limited ACN 003 485 952	Wednesday, 27 January 2016	2,471.20		3,089 Ordinary shares
CBA Equities Limited ACN 003 485 952	Wednesday, 27 January 2016	24,434.40		30,543 Ordinary shares
CBA Equities Limited ACN 003 485 952	Wednesday, 27 January 2016	153.60		192 Ordinary shares
CBA Equities Limited ACN 003 485 952	Wednesday, 27 January 2016	7,133.60		8,917 Ordinary shares
CBA Equities Limited ACN 003 485 952	Wednesday, 27 January 2016	836.80		1,046 Ordinary shares
CBA Equities Limited ACN 003 485 952	Wednesday, 27 January 2016	5,747.20		7,184 Ordinary shares
CBA Equities Limited ACN 003 485 952	Wednesday, 27 January 2016	2,068.00		2,585 Ordinary shares
CBA Equities Limited ACN 003 485 952	Wednesday, 27 January 2016	12,000.00		15,000 Ordinary shares
CBA Equities Limited ACN 003 485 952	Wednesday, 27 January 2016	8,867.20		11,084 Ordinary shares
CBA Equities Limited ACN 003 485 952	Wednesday, 27 January 2016	40,176.80		50,221 Ordinary shares
CBA Equities Limited ACN 003 485 952	Thursday, 28 January 2016	3,798.45		4,793 Ordinary shares
CBA Equities Limited ACN 003 485 952	Thursday, 28 January 2016	11,680.55		14,510 Ordinary shares
CBA Equities Limited ACN 003 485 952	Thursday, 28 January 2016	4,088.60		5,079 Ordinary shares
CBA Equities Limited	Thursday, 28 January	18.52		23 Ordinary shares



ACN 003 485 952	2016			
CBA Equities Limited ACN 003 485 952	Thursday, 28 January 2016	4,336.53		5,387 Ordinary shares
CBA Equities Limited ACN 003 485 952	Thursday, 28 January 2016	0.81		1 Ordinary shares
CBA Equities Limited ACN 003 485 952	Thursday, 28 January 2016	1,946.80		2,480 Ordinary shares
CBA Equities Limited ACN 003 485 952	Thursday, 28 January 2016	3,950.61		4,985 Ordinary shares
CBA Equities Limited ACN 003 485 952	Thursday, 28 January 2016	3,950.61		4,985 Ordinary shares
CBA Equities Limited ACN 003 485 952	Friday, 29 January 2016	121.22		152 Ordinary shares
CBA Equities Limited ACN 003 485 952	Friday, 29 January 2016	1,083.80		1,359 Ordinary shares
CBA Equities Limited ACN 003 485 952	Friday, 29 January 2016	788.73		989 Ordinary shares
CBA Equities Limited ACN 003 485 952	Friday, 29 January 2016	30,109.61		37,755 Ordinary shares
CBA Equities Limited ACN 003 485 952	Friday, 29 January 2016	15,052.81		18,875 Ordinary shares
CBA Equities Limited ACN 003 485 952	Friday, 29 January 2016	863.69		1,083 Ordinary shares
CBA Equities Limited ACN 003 485 952	Friday, 29 January 2016	3,054.42		3,830 Ordinary shares
CBA Equities Limited ACN 003 485 952	Friday, 29 January 2016	1,044.72		1,310 Ordinary shares
CBA Equities Limited ACN 003 485 952	Friday, 29 January 2016	797.50		1,000 Ordinary shares
CBA Equities Limited ACN 003 485 952	Friday, 29 January 2016	1,043.93		1,309 Ordinary shares
CBA Equities Limited ACN 003 485 952	Friday, 29 January 2016	724.13		908 Ordinary shares
CBA Equities Limited ACN 003 485 952	Friday, 29 January 2016	3,664.51		4,595 Ordinary shares
CBA Equities Limited ACN 003 485 952	Friday, 29 January 2016	3,640.59		4,565 Ordinary shares

CBA Equities Limited ACN 003 485 952	Monday, 1 February 2016	120.75		150 Ordinary shares
CBA Equities Limited ACN 003 485 952	Monday, 1 February 2016	8,582.11		10,661 Ordinary shares
CBA Equities Limited ACN 003 485 952	Monday, 1 February 2016	8,709.30		10,819 Ordinary shares
CBA Equities Limited ACN 003 485 952	Monday, 1 February 2016	2,708.83		3,365 Ordinary shares
CBA Equities Limited ACN 003 485 952	Monday, 1 February 2016	1,318.59		1,638 Ordinary shares
CBA Equities Limited ACN 003 485 952	Monday, 1 February 2016	3,987.68		4,790 Ordinary shares
CBA Equities Limited ACN 003 485 952	Monday, 1 February 2016	3,097.88		3,755 Ordinary shares
CBA Equities Limited ACN 003 485 952	Monday, 1 February 2016	3,196.80		3,996 Ordinary shares
CBA Equities Limited ACN 003 485 952	Monday, 1 February 2016	42,168.80		52,711 Ordinary shares
CBA Equities Limited ACN 003 485 952	Monday, 1 February 2016	114,723.77		142,514 Ordinary shares
CBA Equities Limited ACN 003 485 952	Tuesday, 2 February 2016	30.21		38 Ordinary shares
CBA Equities Limited ACN 003 485 952	Tuesday, 2 February 2016	3,659.40		4,560 Ordinary shares
CBA Equities Limited ACN 003 485 952	Wednesday, 3 February 2016	1,219.80		1,520 Ordinary shares
CBA Equities Limited ACN 003 485 952	Wednesday, 3 February 2016	2,265.46		2,823 Ordinary shares
CBA Equities Limited ACN 003 485 952	Wednesday, 3 February 2016	3,996.45		4,980 Ordinary shares
CBA Equities Limited ACN 003 485 952	Wednesday, 3 February 2016	1,400.00		1,750 Ordinary shares
CBA Equities Limited ACN 003 485 952	Wednesday, 3 February 2016	1,124.00		1,405 Ordinary shares
CBA Equities Limited ACN 003 485 952	Wednesday, 3 February 2016	1,932.00		2,415 Ordinary shares
CBA Equities Limited	Wednesday, 3 February	2,477.79		3,078 Ordinary shares

ACN 003 485 952	2016			
CBA Equities Limited ACN 003 485 952	Wednesday, 3 February 2016	0.79		1 Ordinary shares
CBA Equities Limited ACN 003 485 952	Wednesday, 3 February 2016	3,996.83		4,965 Ordinary shares
CBA Equities Limited ACN 003 485 952	Wednesday, 3 February 2016	802.50		1,000 Ordinary shares
CBA Equities Limited ACN 003 485 952	Thursday, 4 February 2016	10,087.74		12,454 Ordinary shares
CBA Equities Limited ACN 003 485 952	Thursday, 4 February 2016	360.45		445 Ordinary shares
CBA Equities Limited ACN 003 485 952	Thursday, 4 February 2016	1,444.23		1,783 Ordinary shares
CBA Equities Limited ACN 003 485 952	Thursday, 4 February 2016	1,444.23		1,783 Ordinary shares
CBA Equities Limited ACN 003 485 952	Thursday, 4 February 2016	1,444.23		1,783 Ordinary shares
CBA Equities Limited ACN 003 485 952	Thursday, 4 February 2016	1,444.23		1,783 Ordinary shares
CBA Equities Limited ACN 003 485 952	Thursday, 4 February 2016	8.91		11 Ordinary shares
CBA Equities Limited ACN 003 485 952	Thursday, 4 February 2016	3,890.43		4,803 Ordinary shares
CBA Equities Limited ACN 003 485 952	Thursday, 4 February 2016	19,348.91		23,741 Ordinary shares
CBA Equities Limited ACN 003 485 952	Thursday, 4 February 2016	12,374.96		15,184 Ordinary shares
CBA Equities Limited ACN 003 485 952	Monday, 8 February 2016	15,918.12		19,652 Ordinary shares
CBA Equities Limited ACN 003 485 952	Monday, 8 February 2016	1,107.27		1,367 Ordinary shares
CBA Equities Limited ACN 003 485 952	Monday, 8 February 2016	2,171.61		2,681 Ordinary shares
CBA Equities Limited ACN 003 485 952	Monday, 8 February 2016	680.40		840 Ordinary shares
CBA Equities Limited ACN 003 485 952	Monday, 8 February 2016	1,764.80		2,206 Ordinary shares

CBA Equities Limited ACN 003 485 952	Tuesday, 9 February 2016	619.37		789 Ordinary shares
CBA Equities Limited ACN 003 485 952	Tuesday, 9 February 2016	350.11		446 Ordinary shares
CBA Equities Limited ACN 003 485 952	Tuesday, 9 February 2016	2,103.80		2,680 Ordinary shares
CBA Equities Limited ACN 003 485 952	Tuesday, 9 February 2016	356.39		454 Ordinary shares
CBA Equities Limited ACN 003 485 952	Tuesday, 9 February 2016	46.32		59 Ordinary shares
CBA Equities Limited ACN 003 485 952	Tuesday, 9 February 2016	733.98		935 Ordinary shares
CBA Equities Limited ACN 003 485 952	Tuesday, 9 February 2016	1,284.26		1,636 Ordinary shares
CBA Equities Limited ACN 003 485 952	Tuesday, 9 February 2016	2,410.74		3,071 Ordinary shares
CBA Equities Limited ACN 003 485 952	Tuesday, 9 February 2016	699.44		891 Ordinary shares
CBA Equities Limited ACN 003 485 952	Tuesday, 9 February 2016	699.44		891 Ordinary shares
CBA Equities Limited ACN 003 485 952	Wednesday, 10 February 2016	60.40		80 Ordinary shares
CBA Equities Limited ACN 003 485 952	Wednesday, 10 February 2016	33.22		44 Ordinary shares
CBA Equities Limited ACN 003 485 952	Wednesday, 10 February 2016	705.92		935 Ordinary shares
CBA Equities Limited ACN 003 485 952	Wednesday, 10 February 2016	52.09		69 Ordinary shares
CBA Equities Limited ACN 003 485 952	Wednesday, 10 February 2016	497.55		659 Ordinary shares
CBA Equities Limited ACN 003 485 952	Thursday, 11 February 2016	47,413.93		61,979 Ordinary shares
CBA Equities Limited ACN 003 485 952	Thursday, 11 February 2016	1,996.60		2,680 Ordinary shares
CBA Equities Limited ACN 003 485 952	Monday, 15 February 2016	2,983.75		3,850 Ordinary shares
CBA Equities Limited	Monday, 15 February	729.30		935 Ordinary shares

ACN 003 485 952	2016			
CBA Equities Limited ACN 003 485 952	Monday, 15 February 2016	150.54		193 Ordinary shares
CBA Equities Limited ACN 003 485 952	Monday, 15 February 2016	104.52		134 Ordinary shares
CBA Equities Limited ACN 003 485 952	Monday, 15 February 2016	736.29		947 Ordinary shares
CBA Equities Limited ACN 003 485 952	Monday, 15 February 2016	3,016.70		3,880 Ordinary shares
CBA Equities Limited ACN 003 485 952	Tuesday, 16 February 2016	1,580.36		1,827 Ordinary shares
CBA Equities Limited ACN 003 485 952	Tuesday, 16 February 2016	1,344.92		1,573 Ordinary shares
CBA Equities Limited ACN 003 485 952	Tuesday, 16 February 2016	681.43		797 Ordinary shares
CBA Equities Limited ACN 003 485 952	Wednesday, 17 February 2016	1,976.25		2,325 Ordinary shares
CBA Equities Limited ACN 003 485 952	Wednesday, 17 February 2016	21,946.15		25,819 Ordinary shares
CBA Equities Limited ACN 003 485 952	Wednesday, 17 February 2016	16,161.05		19,013 Ordinary shares
CBA Equities Limited ACN 003 485 952	Wednesday, 17 February 2016	51,260.95		60,307 Ordinary shares
CBA Equities Limited ACN 003 485 952	Wednesday, 17 February 2016	17.80		21 Ordinary shares
CBA Equities Limited ACN 003 485 952	Wednesday, 17 February 2016	46.61		55 Ordinary shares
CBA Equities Limited ACN 003 485 952	Wednesday, 17 February 2016	1,927.22		2,274 Ordinary shares
CBA Equities Limited ACN 003 485 952	Wednesday, 17 February 2016	44.07		52 Ordinary shares
CBA Equities Limited ACN 003 485 952	Thursday, 18 February 2016	3,114.32		3,470 Ordinary shares
CBA Equities Limited ACN 003 485 952	Thursday, 18 February 2016	3,996.00		4,440 Ordinary shares
CBA Equities Limited ACN 003 485 952	Thursday, 18 February 2016	3,570.00		4,000 Ordinary shares

CBA Equities Limited ACN 003 485 952	Thursday, 18 February 2016	3,985.01		4,465 Ordinary shares
CBA Equities Limited ACN 003 485 952	Thursday, 18 February 2016	3,065.38		3,425 Ordinary shares
CBA Equities Limited ACN 003 485 952	Thursday, 18 February 2016	1,984.70		2,230 Ordinary shares
CBA Equities Limited ACN 003 485 952	Thursday, 18 February 2016	3,955.07		4,469 Ordinary shares
CBA Equities Limited ACN 003 485 952	Thursday, 18 February 2016	3,048.82		3,445 Ordinary shares
CBA Equities Limited ACN 003 485 952	Friday, 19 February 2016	1,085.01		1,226 Ordinary shares
CBA Equities Limited ACN 003 485 952	Friday, 19 February 2016	17,700.00		20,000 Ordinary shares
CBA Equities Limited ACN 003 485 952	Friday, 19 February 2016	1,215.11		1,373 Ordinary shares
CBA Equities Limited ACN 003 485 952	Monday, 22 February 2016	6,222.94		6,953 Ordinary shares
CBA Equities Limited ACN 003 485 952	Monday, 22 February 2016	912.01		1,019 Ordinary shares
CBA Equities Limited ACN 003 485 952	Monday, 22 February 2016	12,680.86		14,012 Ordinary shares
CBA Equities Limited ACN 003 485 952	Monday, 22 February 2016	12,977.50		14,500 Ordinary shares
CBA Equities Limited ACN 003 485 952	Monday, 22 February 2016	13,025.67		14,393 Ordinary shares
CBA Equities Limited ACN 003 485 952	Monday, 22 February 2016	208.15		230 Ordinary shares
CBA Equities Limited ACN 003 485 952	Monday, 22 February 2016	1,109.53		1,226 Ordinary shares
CBA Equities Limited ACN 003 485 952	Monday, 22 February 2016	700.47		774 Ordinary shares
CBA Equities Limited ACN 003 485 952	Tuesday, 23 February 2016	136.40		155 Ordinary shares
CBA Equities Limited ACN 003 485 952	Thursday, 25 February 2016	1,998.38		2,190 Ordinary shares
CBA Equities Limited	Thursday, 25 February	1,992.45		2,220 Ordinary shares

ACN 003 485 952	2016			
CBA Equities Limited ACN 003 485 952	Thursday, 25 February 2016	2,811.87		3,133 Ordinary shares
CBA Equities Limited ACN 003 485 952	Thursday, 25 February 2016	3,007.20		3,360 Ordinary shares
CBA Equities Limited ACN 003 485 952	Thursday, 25 February 2016	4,007.34		4,465 Ordinary shares
CBA Equities Limited ACN 003 485 952	Thursday, 25 February 2016	162.89		182 Ordinary shares
CBA Equities Limited ACN 003 485 952	Thursday, 25 February 2016	625.61		699 Ordinary shares
CBA Equities Limited ACN 003 485 952	Thursday, 25 February 2016	558.48		624 Ordinary shares
CBA Equities Limited ACN 003 485 952	Thursday, 25 February 2016	22,093.28		25,106 Ordinary shares
CBA Equities Limited ACN 003 485 952	Thursday, 25 February 2016	382.80		435 Ordinary shares
CBA Equities Limited ACN 003 485 952	Thursday, 25 February 2016	18,014.48		20,471 Ordinary shares
CBA Equities Limited ACN 003 485 952	Thursday, 25 February 2016	1,760.00		2,000 Ordinary shares
CBA Equities Limited ACN 003 485 952	Thursday, 25 February 2016	17,600.00		20,000 Ordinary shares
CBA Equities Limited ACN 003 485 952	Thursday, 25 February 2016	0.88		1 Ordinary shares
CBA Equities Limited ACN 003 485 952	Thursday, 25 February 2016	21,012.64		23,878 Ordinary shares
CBA Equities Limited ACN 003 485 952	Thursday, 25 February 2016	1,963.85		2,170 Ordinary shares
CBA Equities Limited ACN 003 485 952	Thursday, 25 February 2016	477.48		519 Ordinary shares
CBA Equities Limited ACN 003 485 952	Thursday, 25 February 2016	1,576.88		1,714 Ordinary shares
CBA Equities Limited ACN 003 485 952	Monday, 29 February 2016	3,987.00		4,430 Ordinary shares
CBA Equities Limited ACN 003 485 952	Monday, 29 February 2016	207.14		227 Ordinary shares

CBA Equities Limited ACN 003 485 952	Monday, 29 February 2016	2,006.55		2,205 Ordinary shares
CBA Equities Limited ACN 003 485 952	Monday, 29 February 2016	3,159.45		3,540 Ordinary shares
CBA Equities Limited ACN 003 485 952	Monday, 29 February 2016	409.26		456 Ordinary shares
CBA Equities Limited ACN 003 485 952	Monday, 29 February 2016	113.98		127 Ordinary shares
CBA Equities Limited ACN 003 485 952	Monday, 29 February 2016	3,998.36		4,455 Ordinary shares
CBA Equities Limited ACN 003 485 952	Monday, 29 February 2016	1,122.77		1,251 Ordinary shares
CBA Equities Limited ACN 003 485 952	Tuesday, 1 March 2016	198.34		215 Ordinary shares
CBA Equities Limited ACN 003 485 952	Tuesday, 1 March 2016	426.19		462 Ordinary shares
CBA Equities Limited ACN 003 485 952	Tuesday, 1 March 2016	3,999.04		4,335 Ordinary shares
CBA Equities Limited ACN 003 485 952	Tuesday, 1 March 2016	3.69		4 Ordinary shares
CBA Equities Limited ACN 003 485 952	Tuesday, 1 March 2016	1,746.29		1,893 Ordinary shares
CBA Equities Limited ACN 003 485 952	Tuesday, 1 March 2016	888.37		963 Ordinary shares
CBA Equities Limited ACN 003 485 952	Tuesday, 1 March 2016	565.49		613 Ordinary shares
CBA Equities Limited ACN 003 485 952	Tuesday, 1 March 2016	1,131.91		1,227 Ordinary shares
CBA Equities Limited ACN 003 485 952	Tuesday, 1 March 2016	3,966.53		4,335 Ordinary shares
CBA Equities Limited ACN 003 485 952	Tuesday, 1 March 2016	4,161.60		4,335 Ordinary shares
CBA Equities Limited ACN 003 485 952	Tuesday, 1 March 2016	3,053.47		3,310 Ordinary shares
CBA Equities Limited ACN 003 485 952	Tuesday, 1 March 2016	2,003.40		2,160 Ordinary shares
CBA Equities Limited	Tuesday, 1 March 2016	1,690.31		1,803 Ordinary shares



ACN 003 485 952				
CBA Equities Limited ACN 003 485 952	Tuesday, 1 March 2016	2,007.20		2,080 Ordinary shares
CBA Equities Limited ACN 003 485 952	Tuesday, 1 March 2016	4,926.84		5,159 Ordinary shares
CBA Equities Limited ACN 003 485 952	Tuesday, 1 March 2016	53.51		58 Ordinary shares
CBA Equities Limited ACN 003 485 952	Tuesday, 1 March 2016	0.95		1 Ordinary shares
CBA Equities Limited ACN 003 485 952	Wednesday, 2 March 2016	1,367.79		1,436 Ordinary shares
CBA Equities Limited ACN 003 485 952	Wednesday, 2 March 2016	2,642.24		2,774 Ordinary shares
CBA Equities Limited ACN 003 485 952	Wednesday, 2 March 2016	3,020.71		3,205 Ordinary shares
CBA Equities Limited ACN 003 485 952	Wednesday, 2 March 2016	3,028.72		3,205 Ordinary shares
CBA Equities Limited ACN 003 485 952	Wednesday, 2 March 2016	3,049.50		3,210 Ordinary shares
CBA Equities Limited ACN 003 485 952	Wednesday, 2 March 2016	1,244.92		1,307 Ordinary shares
CBA Equities Limited ACN 003 485 952	Wednesday, 2 March 2016	381.00		400 Ordinary shares
CBA Equities Limited ACN 003 485 952	Wednesday, 2 March 2016	76.20		80 Ordinary shares
CBA Equities Limited ACN 003 485 952	Wednesday, 2 March 2016	341.95		359 Ordinary shares
CBA Equities Limited ACN 003 485 952	Wednesday, 2 March 2016	88.58		93 Ordinary shares
CBA Equities Limited ACN 003 485 952	Thursday, 3 March 2016	202.99		212 Ordinary shares
CBA Equities Limited ACN 003 485 952	Thursday, 3 March 2016	638.65		667 Ordinary shares
CBA Equities Limited ACN 003 485 952	Thursday, 3 March 2016	151.29		158 Ordinary shares
CBA Equities Limited ACN 003 485 952	Thursday, 3 March 2016	3,975.80		4,120 Ordinary shares

CBA Equities Limited ACN 003 485 952	Thursday, 3 March 2016	1,987.20		2,070 Ordinary shares
CBA Equities Limited ACN 003 485 952	Thursday, 3 March 2016	631.95		660 Ordinary shares
CBA Equities Limited ACN 003 485 952	Thursday, 3 March 2016	42.13		44 Ordinary shares
CBA Equities Limited ACN 003 485 952	Thursday, 3 March 2016	574.50		600 Ordinary shares
CBA Equities Limited ACN 003 485 952	Thursday, 3 March 2016	30.64		32 Ordinary shares
CBA Equities Limited ACN 003 485 952	Thursday, 3 March 2016	259.48		271 Ordinary shares
CBA Equities Limited ACN 003 485 952	Thursday, 3 March 2016	0.96		1 Ordinary shares
CBA Equities Limited ACN 003 485 952	Thursday, 3 March 2016	2,748.98		2,871 Ordinary shares
CBA Equities Limited ACN 003 485 952	Thursday, 3 March 2016	1,988.10		2,115 Ordinary shares
CBA Equities Limited ACN 003 485 952	Thursday, 3 March 2016	3,061.80		3,240 Ordinary shares
CBA Equities Limited ACN 003 485 952	Thursday, 3 March 2016	39.46		41 Ordinary shares
CBA Equities Limited ACN 003 485 952	Thursday, 3 March 2016	740.16		769 Ordinary shares
CBA Equities Limited ACN 003 485 952	Thursday, 3 March 2016	126.09		131 Ordinary shares
CBA Equities Limited ACN 003 485 952	Thursday, 3 March 2016	2,298.45		2,388 Ordinary shares
CBA Equities Limited ACN 003 485 952	Thursday, 3 March 2016	450.03		470 Ordinary shares
CBA Equities Limited ACN 003 485 952	Friday, 4 March 2016	13,403.46		14,259 Ordinary shares
CBA Equities Limited ACN 003 485 952	Friday, 4 March 2016	5,702.04		6,066 Ordinary shares
CBA Equities Limited ACN 003 485 952	Friday, 4 March 2016	12,676.95		12,805 Ordinary shares
CBA Equities Limited	Friday, 4 March 2016	10,011.68		10,190 Ordinary shares

ACN 003 485 952				
CBA Equities Limited ACN 003 485 952	Friday, 4 March 2016	5,099.18		5,190 Ordinary shares
CBA Equities Limited ACN 003 485 952	Friday, 4 March 2016	3,988.95		4,060 Ordinary shares
CBA Equities Limited ACN 003 485 952	Friday, 4 March 2016	49,956.94		51,502 Ordinary shares
CBA Equities Limited ACN 003 485 952	Monday, 7 March 2016	1,413.40		1,480 Ordinary shares
CBA Equities Limited ACN 003 485 952	Monday, 7 March 2016	148.98		156 Ordinary shares
CBA Equities Limited ACN 003 485 952	Tuesday, 8 March 2016	15,830.82		16,405 Ordinary shares
CBA Equities Limited ACN 003 485 952	Tuesday, 8 March 2016	52,822.17		54,738 Ordinary shares
CBA Equities Limited ACN 003 485 952	Tuesday, 8 March 2016	4,904.13		5,082 Ordinary shares
CBA Equities Limited ACN 003 485 952	Tuesday, 8 March 2016	1,997.76		2,081 Ordinary shares
CBA Equities Limited ACN 003 485 952	Tuesday, 8 March 2016	863.04		899 Ordinary shares
CBA Equities Limited ACN 003 485 952	Tuesday, 8 March 2016	54.72		57 Ordinary shares
CBA Equities Limited ACN 003 485 952	Wednesday, 9 March 2016	4,284.48		4,463 Ordinary shares
CBA Equities Limited ACN 003 485 952	Thursday, 10 March 2016	1,973.94		2,004 Ordinary shares
CBA Equities Limited ACN 003 485 952	Friday, 11 March 2016	51,379.57		52,162 Ordinary shares
CBA Equities Limited ACN 003 485 952	Friday, 11 March 2016	13,185.21		13,386 Ordinary shares
CBA Equities Limited ACN 003 485 952	Tuesday, 15 March 2016	22,601.00		23,300 Ordinary shares
CBA Equities Limited ACN 003 485 952	Tuesday, 15 March 2016	678.03		699 Ordinary shares
CBA Equities Limited ACN 003 485 952	Tuesday, 15 March 2016	675.12		696 Ordinary shares

CBA Equities Limited ACN 003 485 952	Tuesday, 15 March 2016	2,910.00		3,000 Ordinary shares
CBA Equities Limited ACN 003 485 952	Tuesday, 15 March 2016	20,701.74		21,342 Ordinary shares
CBA Equities Limited ACN 003 485 952	Tuesday, 15 March 2016	2,076.77		2,141 Ordinary shares
CBA Equities Limited ACN 003 485 952	Wednesday, 16 March 2016	11.52		12 Ordinary shares
CBA Equities Limited ACN 003 485 952	Thursday, 17 March 2016	20,588.16		21,446 Ordinary shares
CBA Equities Limited ACN 003 485 952	Thursday, 17 March 2016	150,657.60		156,935 Ordinary shares
CBA Equities Limited ACN 003 485 952	Thursday, 17 March 2016	34,446.72		35,882 Ordinary shares
CBA Equities Limited ACN 003 485 952	Thursday, 17 March 2016	60,000.00		62,500 Ordinary shares
CBA Equities Limited ACN 003 485 952	Friday, 18 March 2016	953.37		963 Ordinary shares
CBA Equities Limited ACN 003 485 952	Friday, 18 March 2016	3,178.89		3,211 Ordinary shares
CBA Equities Limited ACN 003 485 952	Friday, 18 March 2016	237.60		240 Ordinary shares
CBA Equities Limited ACN 003 485 952	Friday, 18 March 2016	0.99		1 Ordinary shares
CBA Equities Limited ACN 003 485 952	Friday, 18 March 2016	4,935.15		4,985 Ordinary shares
CBA Equities Limited ACN 003 485 952	Friday, 18 March 2016	5,820.21		5,879 Ordinary shares
CBA Equities Limited ACN 003 485 952	Friday, 18 March 2016	15,217.29		15,371 Ordinary shares
CBA Equities Limited ACN 003 485 952	Friday, 18 March 2016	34,909.38		35,262 Ordinary shares
CBA Equities Limited ACN 003 485 952	Friday, 18 March 2016	35,541.00		35,900 Ordinary shares
CBA Equities Limited ACN 003 485 952	Thursday, 24 March 2016	1,911.88		1,879 Ordinary shares
CBA Equities Limited	Thursday, 24 March	2,728.32		2,688 Ordinary shares

ACN 003 485 952	2016			
CBA Equities Limited ACN 003 485 952	Thursday, 24 March 2016	342.05		337 Ordinary shares
CBA Equities Limited ACN 003 485 952	Thursday, 24 March 2016	209.10		205 Ordinary shares
CBA Equities Limited ACN 003 485 952	Thursday, 24 March 2016	3,886.20		3,810 Ordinary shares
CBA Equities Limited ACN 003 485 952	Thursday, 24 March 2016	3,998.40		3,920 Ordinary shares
CBA Equities Limited ACN 003 485 952	Thursday, 24 March 2016	2,999.32		2,955 Ordinary shares
CBA Equities Limited ACN 003 485 952	Thursday, 24 March 2016	1,989.40		1,960 Ordinary shares
CBA Equities Limited ACN 003 485 952	Thursday, 24 March 2016	4,957.20		4,860 Ordinary shares
CBA Equities Limited ACN 003 485 952	Tuesday, 29 March 2016	5,646.91		5,591 Ordinary shares
CBA Equities Limited ACN 003 485 952	Tuesday, 29 March 2016	1.01		1 Ordinary shares
CBA Equities Limited ACN 003 485 952	Wednesday, 30 March 2016	14,019.95		13,678 Ordinary shares
CBA Equities Limited ACN 003 485 952	Wednesday, 30 March 2016	6,900.30		6,732 Ordinary shares
CBA Equities Limited ACN 003 485 952	Wednesday, 30 March 2016	7,457.90		7,276 Ordinary shares
CBA Equities Limited ACN 003 485 952	Wednesday, 30 March 2016	5,671.32		5,533 Ordinary shares
CBA Equities Limited ACN 003 485 952	Wednesday, 30 March 2016	1,989.40		1,960 Ordinary shares
CBA Equities Limited ACN 003 485 952	Thursday, 31 March 2016	7,610.25		7,300 Ordinary shares
CBA Equities Limited ACN 003 485 952	Thursday, 31 March 2016	3,810.34		3,655 Ordinary shares
CBA Equities Limited ACN 003 485 952	Thursday, 31 March 2016	2,775.13		2,662 Ordinary shares
CBA Equities Limited ACN 003 485 952	Thursday, 31 March 2016	1,181.15		1,133 Ordinary shares

CBA Equities Limited ACN 003 485 952	Thursday, 31 March 2016	23.75		23 Ordinary shares
CBA Equities Limited ACN 003 485 952	Thursday, 31 March 2016	2.06		2 Ordinary shares
CBA Equities Limited ACN 003 485 952	Thursday, 31 March 2016	3,997.50		3,900 Ordinary shares
CBA Equities Limited ACN 003 485 952	Thursday, 31 March 2016	32.80		32 Ordinary shares
CBA Equities Limited ACN 003 485 952	Thursday, 31 March 2016	40.27		39 Ordinary shares
CBA Equities Limited ACN 003 485 952	Thursday, 31 March 2016	3,986.10		3,870 Ordinary shares
CBA Equities Limited ACN 003 485 952	Thursday, 31 March 2016	1,998.20		1,940 Ordinary shares
CBA Equities Limited ACN 003 485 952	Thursday, 31 March 2016	6,942.00		6,675 Ordinary shares
CBA Equities Limited ACN 003 485 952	Thursday, 31 March 2016	3,979.57		3,845 Ordinary shares
CBA Equities Limited ACN 003 485 952	Thursday, 31 March 2016	255.03		247 Ordinary shares
CBA Equities Limited ACN 003 485 952	Thursday, 31 March 2016	219.92		213 Ordinary shares
CBA Equities Limited ACN 003 485 952	Thursday, 31 March 2016	475.98		461 Ordinary shares
CBA Equities Limited ACN 003 485 952	Thursday, 31 March 2016	15.49		15 Ordinary shares
CBA Equities Limited ACN 003 485 952	Thursday, 31 March 2016	126.58		122 Ordinary shares
CBA Equities Limited ACN 003 485 952	Thursday, 31 March 2016	1.03		1 Ordinary shares
CBA Equities Limited ACN 003 485 952	Thursday, 31 March 2016	726.88		704 Ordinary shares
CBA Equities Limited ACN 003 485 952	Thursday, 31 March 2016	304.59		295 Ordinary shares
CBA Equities Limited ACN 003 485 952	Thursday, 31 March 2016	37.17		36 Ordinary shares
CBA Equities Limited	Thursday, 31 March	142.48		138 Ordinary shares

ACN 003 485 952	2016			
CBA Equities Limited ACN 003 485 952	Thursday, 31 March 2016	11.36		11 Ordinary shares
CBA Equities Limited ACN 003 485 952	Thursday, 31 March 2016	133.19		129 Ordinary shares
CBA Equities Limited ACN 003 485 952	Thursday, 31 March 2016	44.40		43 Ordinary shares
CBA Equities Limited ACN 003 485 952	Thursday, 31 March 2016	28.91		28 Ordinary shares
CBA Equities Limited ACN 003 485 952	Thursday, 31 March 2016	1.03		1 Ordinary shares
CBA Equities Limited ACN 003 485 952	Thursday, 31 March 2016	71.24		69 Ordinary shares
CBA Equities Limited ACN 003 485 952	Thursday, 31 March 2016	97.05		94 Ordinary shares
CBA Equities Limited ACN 003 485 952	Thursday, 31 March 2016	125.97		122 Ordinary shares
CBA Equities Limited ACN 003 485 952	Thursday, 31 March 2016	1.03		1 Ordinary shares
CBA Equities Limited ACN 003 485 952	Thursday, 31 March 2016	107.38		104 Ordinary shares
CBA Equities Limited ACN 003 485 952	Thursday, 31 March 2016	36.14		35 Ordinary shares
CBA Equities Limited ACN 003 485 952	Thursday, 31 March 2016	10.32		10 Ordinary shares
CBA Equities Limited ACN 003 485 952	Thursday, 31 March 2016	54.72		53 Ordinary shares
CBA Equities Limited ACN 003 485 952	Thursday, 31 March 2016	6.20		6 Ordinary shares
CBA Equities Limited ACN 003 485 952	Thursday, 31 March 2016	62.98		61 Ordinary shares
CBA Equities Limited ACN 003 485 952	Thursday, 31 March 2016	5.16		5 Ordinary shares
CBA Equities Limited ACN 003 485 952	Thursday, 31 March 2016	1.03		1 Ordinary shares
CBA Equities Limited ACN 003 485 952	Thursday, 31 March 2016	6.20		6 Ordinary shares

CBA Equities Limited ACN 003 485 952	Thursday, 31 March 2016	1.03		1 Ordinary shares
CBA Equities Limited ACN 003 485 952	Thursday, 31 March 2016	9.29		9 Ordinary shares
CBA Equities Limited ACN 003 485 952	Thursday, 31 March 2016	5.16		5 Ordinary shares
CBA Equities Limited ACN 003 485 952	Thursday, 31 March 2016	17.55		17 Ordinary shares
CBA Equities Limited ACN 003 485 952	Thursday, 31 March 2016	2.06		2 Ordinary shares
CBA Equities Limited ACN 003 485 952	Thursday, 31 March 2016	29.94		29 Ordinary shares
CBA Equities Limited ACN 003 485 952	Thursday, 31 March 2016	118.74		115 Ordinary shares
CBA Equities Limited ACN 003 485 952	Thursday, 31 March 2016	11.36		11 Ordinary shares
CBA Equities Limited ACN 003 485 952	Thursday, 31 March 2016	113.58		110 Ordinary shares
CBA Equities Limited ACN 003 485 952	Thursday, 31 March 2016	10.32		10 Ordinary shares
CBA Equities Limited ACN 003 485 952	Thursday, 31 March 2016	66.08		64 Ordinary shares
CBA Equities Limited ACN 003 485 952	Thursday, 31 March 2016	26.84		26 Ordinary shares
CBA Equities Limited ACN 003 485 952	Thursday, 31 March 2016	3.10		3 Ordinary shares
CBA Equities Limited ACN 003 485 952	Thursday, 31 March 2016	62.98		61 Ordinary shares
CBA Equities Limited ACN 003 485 952	Thursday, 31 March 2016	237.47		230 Ordinary shares
CBA Equities Limited ACN 003 485 952	Thursday, 31 March 2016	98.09		95 Ordinary shares
CBA Equities Limited ACN 003 485 952	Thursday, 31 March 2016	4.13		4 Ordinary shares
CBA Equities Limited ACN 003 485 952	Thursday, 31 March 2016	25.81		25 Ordinary shares
CBA Equities Limited	Thursday, 31 March	42.33		41 Ordinary shares



ACN 003 485 952	2016			
CBA Equities Limited ACN 003 485 952	Thursday, 31 March 2016	166.23		161 Ordinary shares
CBA Equities Limited ACN 003 485 952	Thursday, 31 March 2016	4,605.13		4,471 Ordinary shares
CBA Equities Limited ACN 003 485 952	Monday, 4 April 2016	3,044.10		2,920 Ordinary shares
CBA Equities Limited ACN 003 485 952	Monday, 4 April 2016	1,996.80		1,920 Ordinary shares
CBA Equities Limited ACN 003 485 952	Monday, 4 April 2016	3,073.95		2,970 Ordinary shares
CBA Equities Limited ACN 003 485 952	Monday, 4 April 2016	3,977.00		3,880 Ordinary shares
CBA Equities Limited ACN 003 485 952	Monday, 4 April 2016	672.88		647 Ordinary shares
CBA Equities Limited ACN 003 485 952	Monday, 4 April 2016	1,077.96		1,039 Ordinary shares
CBA Equities Limited ACN 003 485 952	Monday, 4 April 2016	2,614.50		2,520 Ordinary shares
CBA Equities Limited ACN 003 485 952	Monday, 4 April 2016	286.35		276 Ordinary shares
CBA Equities Limited ACN 003 485 952	Monday, 4 April 2016	285.31		275 Ordinary shares
CBA Equities Limited ACN 003 485 952	Monday, 4 April 2016	3,999.56		3,855 Ordinary shares
CBA Equities Limited ACN 003 485 952	Monday, 4 April 2016	2,363.92		2,273 Ordinary shares
CBA Equities Limited ACN 003 485 952	Monday, 4 April 2016	3,996.98		3,890 Ordinary shares
CBA Equities Limited ACN 003 485 952	Monday, 4 April 2016	8,245.15		8,005 Ordinary shares
CBA Equities Limited ACN 003 485 952	Monday, 4 April 2016	5,022.50		4,900 Ordinary shares
CBA Equities Limited ACN 003 485 952	Monday, 4 April 2016	329.83		321 Ordinary shares
CBA Equities Limited ACN 003 485 952	Monday, 4 April 2016	14.39		14 Ordinary shares

CBA Equities Limited ACN 003 485 952	Monday, 4 April 2016	5,676.94		5,525 Ordinary shares
CBA Equities Limited ACN 003 485 952	Monday, 4 April 2016	143.85		140 Ordinary shares
CBA Equities Limited ACN 003 485 952	Monday, 4 April 2016	4,062.89		3,935 Ordinary shares
CBA Equities Limited ACN 003 485 952	Monday, 4 April 2016	3,995.78		3,870 Ordinary shares
CBA Equities Limited ACN 003 485 952	Tuesday, 5 April 2016	1,999.75		2,105 Ordinary shares
CBA Equities Limited ACN 003 485 952	Tuesday, 5 April 2016	35.46		36 Ordinary shares
CBA Equities Limited ACN 003 485 952	Tuesday, 5 April 2016	1,914.90		1,964 Ordinary shares
CBA Equities Limited ACN 003 485 952	Tuesday, 5 April 2016	14,606.62		14,462 Ordinary shares
CBA Equities Limited ACN 003 485 952	Tuesday, 5 April 2016	5,100.50		5,050 Ordinary shares
CBA Equities Limited ACN 003 485 952	Tuesday, 5 April 2016	5,937.50		6,250 Ordinary shares
CBA Equities Limited ACN 003 485 952	Wednesday, 6 April 2016	11.91		12 Ordinary shares
CBA Equities Limited ACN 003 485 952	Wednesday, 6 April 2016	1,801.94		1,811 Ordinary shares
CBA Equities Limited ACN 003 485 952	Wednesday, 6 April 2016	1,349.71		1,343 Ordinary shares
CBA Equities Limited ACN 003 485 952	Wednesday, 6 April 2016	1,992.94		2,008 Ordinary shares
CBA Equities Limited ACN 003 485 952	Wednesday, 6 April 2016	61.54		62 Ordinary shares
CBA Equities Limited ACN 003 485 952	Wednesday, 6 April 2016	2,009.90		2,020 Ordinary shares
CBA Equities Limited ACN 003 485 952	Wednesday, 6 April 2016	1,999.95		2,010 Ordinary shares
CBA Equities Limited ACN 003 485 952	Wednesday, 6 April 2016	5,501.79		5,822 Ordinary shares
CBA Equities Limited	Wednesday, 6 April	1,234.17		1,306 Ordinary shares

ACN 003 485 952	2016			
CBA Equities Limited ACN 003 485 952	Wednesday, 6 April 2016	2,263.28		2,395 Ordinary shares
CBA Equities Limited ACN 003 485 952	Wednesday, 6 April 2016	3,781.89		4,002 Ordinary shares
CBA Equities Limited ACN 003 485 952	Wednesday, 6 April 2016	7,218.85		7,639 Ordinary shares
CBA Equities Limited ACN 003 485 952	Wednesday, 6 April 2016	604.95		647 Ordinary shares
CBA Equities Limited ACN 003 485 952	Wednesday, 6 April 2016	1,989.90		2,010 Ordinary shares
CBA Equities Limited ACN 003 485 952	Wednesday, 6 April 2016	2,733.22		2,789 Ordinary shares
CBA Equities Limited ACN 003 485 952	Thursday, 7 April 2016	8,679.41		8,745 Ordinary shares
CBA Equities Limited ACN 003 485 952	Thursday, 7 April 2016	1,960.20		1,980 Ordinary shares
CBA Equities Limited ACN 003 485 952	Thursday, 7 April 2016	1,999.89		2,015 Ordinary shares
CBA Equities Limited ACN 003 485 952	Thursday, 7 April 2016	2,652.21		2,679 Ordinary shares
CBA Equities Limited ACN 003 485 952	Thursday, 7 April 2016	1,008.81		1,019 Ordinary shares
CBA Equities Limited ACN 003 485 952	Thursday, 7 April 2016	8,555.35		8,620 Ordinary shares
CBA Equities Limited ACN 003 485 952	Thursday, 7 April 2016	8,475.95		8,540 Ordinary shares
CBA Equities Limited ACN 003 485 952	Thursday, 7 April 2016	6,435.37		6,484 Ordinary shares
CBA Equities Limited ACN 003 485 952	Thursday, 7 April 2016	3,038.04		3,061 Ordinary shares
CBA Equities Limited ACN 003 485 952	Thursday, 7 April 2016	3,351.67		3,377 Ordinary shares
CBA Equities Limited ACN 003 485 952	Thursday, 7 April 2016	1,770.62		1,784 Ordinary shares
CBA Equities Limited ACN 003 485 952	Thursday, 7 April 2016	4,001.58		4,042 Ordinary shares

CBA Equities Limited ACN 003 485 952	Friday, 8 April 2016	1,999.55		2,030 Ordinary shares
CBA Equities Limited ACN 003 485 952	Friday, 8 April 2016	26.73		27 Ordinary shares
CBA Equities Limited ACN 003 485 952	Friday, 8 April 2016	4,855.95		4,905 Ordinary shares
CBA Equities Limited ACN 003 485 952	Monday, 11 April 2016	1,989.70		2,020 Ordinary shares
CBA Equities Limited ACN 003 485 952	Tuesday, 12 April 2016	43,248.13		45,286 Ordinary shares
CBA Equities Limited ACN 003 485 952	Wednesday, 13 April 2016	2,004.10		2,045 Ordinary shares
CBA Equities Limited ACN 003 485 952	Wednesday, 13 April 2016	1,492.54		1,523 Ordinary shares
CBA Equities Limited ACN 003 485 952	Wednesday, 13 April 2016	2,525.46		2,577 Ordinary shares
CBA Equities Limited ACN 003 485 952	Wednesday, 13 April 2016	1,983.65		2,045 Ordinary shares
CBA Equities Limited ACN 003 485 952	Wednesday, 13 April 2016	3,205.44		3,339 Ordinary shares
CBA Equities Limited ACN 003 485 952	Wednesday, 13 April 2016	2,063.04		2,149 Ordinary shares
CBA Equities Limited ACN 003 485 952	Wednesday, 13 April 2016	38,789.76		40,406 Ordinary shares
CBA Equities Limited ACN 003 485 952	Wednesday, 13 April 2016	5,996.16		6,246 Ordinary shares
CBA Equities Limited ACN 003 485 952	Wednesday, 13 April 2016	1,236.48		1,288 Ordinary shares
CBA Equities Limited ACN 003 485 952	Wednesday, 13 April 2016	3,049.92		3,177 Ordinary shares
CBA Equities Limited ACN 003 485 952	Wednesday, 13 April 2016	411.84		429 Ordinary shares
CBA Equities Limited ACN 003 485 952	Wednesday, 13 April 2016	1,999.55		2,030 Ordinary shares
CBA Equities Limited ACN 003 485 952	Wednesday, 13 April 2016	1,979.25		2,030 Ordinary shares
CBA Equities Limited	Wednesday, 13 April	1,831.05		1,878 Ordinary shares

ACN 003 485 952	2016			
CBA Equities Limited ACN 003 485 952	Wednesday, 13 April 2016	1,323.08		1,357 Ordinary shares
CBA Equities Limited ACN 003 485 952	Wednesday, 13 April 2016	3,037.13		3,115 Ordinary shares
CBA Equities Limited ACN 003 485 952	Friday, 15 April 2016	1,089.76		1,112 Ordinary shares
CBA Equities Limited ACN 003 485 952	Friday, 15 April 2016	67.45		69 Ordinary shares
CBA Equities Limited ACN 003 485 952	Friday, 15 April 2016	50.83		52 Ordinary shares
CBA Equities Limited ACN 003 485 952	Friday, 15 April 2016	233.62		239 Ordinary shares
CBA Equities Limited ACN 003 485 952	Friday, 15 April 2016	151.51		155 Ordinary shares
CBA Equities Limited ACN 003 485 952	Friday, 15 April 2016	2,519.58		2,571 Ordinary shares
CBA Equities Limited ACN 003 485 952	Friday, 15 April 2016	32,051.88		32,706 Ordinary shares
CBA Equities Limited ACN 003 485 952	Friday, 15 April 2016	128.38		131 Ordinary shares
CBA Equities Limited ACN 003 485 952	Friday, 15 April 2016	2,071.32		2,119 Ordinary shares
CBA Equities Limited ACN 003 485 952	Friday, 15 April 2016	1,827.93		1,870 Ordinary shares
CBA Equities Limited ACN 003 485 952	Friday, 15 April 2016	5,664.40		5,780 Ordinary shares
CBA Equities Limited ACN 003 485 952	Friday, 15 April 2016	5,340.02		5,449 Ordinary shares
CBA Equities Limited ACN 003 485 952	Friday, 15 April 2016	2,318.68		2,366 Ordinary shares
CBA Equities Limited ACN 003 485 952	Friday, 15 April 2016	1,064.50		1,089 Ordinary shares
CBA Equities Limited ACN 003 485 952	Friday, 15 April 2016	122.19		125 Ordinary shares
CBA Equities Limited ACN 003 485 952	Friday, 15 April 2016	69.40		71 Ordinary shares

CBA Equities Limited ACN 003 485 952	Friday, 15 April 2016	24.44		25 Ordinary shares
CBA Equities Limited ACN 003 485 952	Friday, 15 April 2016	2,013.90		2,055 Ordinary shares
CBA Equities Limited ACN 003 485 952	Friday, 15 April 2016	9,892.12		10,094 Ordinary shares
CBA Equities Limited ACN 003 485 952	Friday, 15 April 2016	1,989.70		2,020 Ordinary shares
CBA Equities Limited ACN 003 485 952	Friday, 15 April 2016	1,978.80		2,040 Ordinary shares
CBA Equities Limited ACN 003 485 952	Friday, 15 April 2016	1,999.80		2,020 Ordinary shares
CBA Equities Limited ACN 003 485 952	Friday, 15 April 2016	2,004.47		2,035 Ordinary shares
CBA Equities Limited ACN 003 485 952	Monday, 18 April 2016	721.63		793 Ordinary shares
CBA Equities Limited ACN 003 485 952	Monday, 18 April 2016	49.14		54 Ordinary shares
CBA Equities Limited ACN 003 485 952	Monday, 18 April 2016	3,996.75		4,380 Ordinary shares
CBA Equities Limited ACN 003 485 952	Monday, 18 April 2016	3,987.25		4,100 Ordinary shares
CBA Equities Limited ACN 003 485 952	Monday, 18 April 2016	3,462.10		3,560 Ordinary shares
CBA Equities Limited ACN 003 485 952	Monday, 18 April 2016	355.12		386 Ordinary shares
CBA Equities Limited ACN 003 485 952	Monday, 18 April 2016	1,622.88		1,764 Ordinary shares
CBA Equities Limited ACN 003 485 952	Monday, 18 April 2016	1,987.20		2,160 Ordinary shares
CBA Equities Limited ACN 003 485 952	Monday, 18 April 2016	2,354.19		2,427 Ordinary shares
CBA Equities Limited ACN 003 485 952	Monday, 18 April 2016	681.91		703 Ordinary shares
CBA Equities Limited ACN 003 485 952	Monday, 18 April 2016	1,977.60		2,060 Ordinary shares
CBA Equities Limited	Monday, 18 April 2016	1,960.88		2,075 Ordinary shares

ACN 003 485 952				
CBA Equities Limited ACN 003 485 952	Monday, 18 April 2016	1,990.25		2,095 Ordinary shares
CBA Equities Limited ACN 003 485 952	Monday, 18 April 2016	1,985.55		2,135 Ordinary shares
CBA Equities Limited ACN 003 485 952	Monday, 18 April 2016	3,045.75		3,275 Ordinary shares
CBA Equities Limited ACN 003 485 952	Monday, 18 April 2016	3,040.90		3,235 Ordinary shares
CBA Equities Limited ACN 003 485 952	Tuesday, 19 April 2016	1,624.35		1,785 Ordinary shares
CBA Equities Limited ACN 003 485 952	Tuesday, 19 April 2016	1,987.30		2,380 Ordinary shares
CBA Equities Limited ACN 003 485 952	Tuesday, 19 April 2016	1,944.00		2,160 Ordinary shares
CBA Equities Limited ACN 003 485 952	Tuesday, 19 April 2016	638.97		722 Ordinary shares
CBA Equities Limited ACN 003 485 952	Tuesday, 19 April 2016	1,999.20		2,380 Ordinary shares
CBA Equities Limited ACN 003 485 952	Tuesday, 19 April 2016	1,310.75		1,498 Ordinary shares
CBA Equities Limited ACN 003 485 952	Tuesday, 19 April 2016	1,976.53		2,285 Ordinary shares
CBA Equities Limited ACN 003 485 952	Tuesday, 19 April 2016	1,962.22		2,295 Ordinary shares
CBA Equities Limited ACN 003 485 952	Tuesday, 19 April 2016	766.92		913 Ordinary shares
CBA Equities Limited ACN 003 485 952	Tuesday, 19 April 2016	1,194.48		1,422 Ordinary shares
CBA Equities Limited ACN 003 485 952	Tuesday, 19 April 2016	616.07		677 Ordinary shares
CBA Equities Limited ACN 003 485 952	Tuesday, 19 April 2016	4,384.38		4,818 Ordinary shares
CBA Equities Limited ACN 003 485 952	Tuesday, 19 April 2016	2,035.75		2,395 Ordinary shares
CBA Equities Limited ACN 003 485 952	Tuesday, 19 April 2016	1,997.50		2,350 Ordinary shares

CBA Equities Limited ACN 003 485 952	Tuesday, 19 April 2016	519.52		613 Ordinary shares
CBA Equities Limited ACN 003 485 952	Tuesday, 19 April 2016	3,927.44		4,463 Ordinary shares
CBA Equities Limited ACN 003 485 952	Wednesday, 20 April 2016	411.84		468 Ordinary shares
CBA Equities Limited ACN 003 485 952	Wednesday, 20 April 2016	2,610.96		2,967 Ordinary shares
CBA Equities Limited ACN 003 485 952	Wednesday, 20 April 2016	7,898.63		8,925 Ordinary shares
CBA Equities Limited ACN 003 485 952	Wednesday, 20 April 2016	3,986.40		4,530 Ordinary shares
CBA Equities Limited ACN 003 485 952	Wednesday, 20 April 2016	3,984.49		4,515 Ordinary shares
CBA Equities Limited ACN 003 485 952	Wednesday, 20 April 2016	1,998.05		2,245 Ordinary shares
CBA Equities Limited ACN 003 485 952	Wednesday, 20 April 2016	2,170.91		2,453 Ordinary shares
CBA Equities Limited ACN 003 485 952	Wednesday, 20 April 2016	1,973.13		2,255 Ordinary shares
CBA Equities Limited ACN 003 485 952	Wednesday, 20 April 2016	2,182.91		2,439 Ordinary shares
CBA Equities Limited ACN 003 485 952	Wednesday, 20 April 2016	2,811.20		3,141 Ordinary shares
CBA Equities Limited ACN 003 485 952	Wednesday, 20 April 2016	1,538.67		1,724 Ordinary shares
CBA Equities Limited ACN 003 485 952	Wednesday, 20 April 2016	2,459.73		2,756 Ordinary shares
CBA Equities Limited ACN 003 485 952	Wednesday, 20 April 2016	4,031.18		4,555 Ordinary shares
CBA Equities Limited ACN 003 485 952	Wednesday, 20 April 2016	2,002.50		2,250 Ordinary shares
CBA Equities Limited ACN 003 485 952	Wednesday, 20 April 2016	3,530.00		4,000 Ordinary shares
CBA Equities Limited ACN 003 485 952	Thursday, 21 April 2016	18,694.38		21,365 Ordinary shares
CBA Equities Limited	Thursday, 21 April 2016	581.88		665 Ordinary shares



ACN 003 485 952				
CBA Equities Limited ACN 003 485 952	Thursday, 21 April 2016	855.49		989 Ordinary shares
CBA Equities Limited ACN 003 485 952	Thursday, 21 April 2016	1,142.67		1,321 Ordinary shares
CBA Equities Limited ACN 003 485 952	Thursday, 21 April 2016	1,986.60		2,310 Ordinary shares
CBA Equities Limited ACN 003 485 952	Thursday, 21 April 2016	1,990.90		2,315 Ordinary shares
CBA Equities Limited ACN 003 485 952	Thursday, 21 April 2016	2,011.13		2,325 Ordinary shares
CBA Equities Limited ACN 003 485 952	Thursday, 21 April 2016	497.88		569 Ordinary shares
CBA Equities Limited ACN 003 485 952	Thursday, 21 April 2016	1,999.38		2,285 Ordinary shares
CBA Equities Limited ACN 003 485 952	Thursday, 21 April 2016	1,619.28		1,872 Ordinary shares
CBA Equities Limited ACN 003 485 952	Thursday, 21 April 2016	363.78		423 Ordinary shares
CBA Equities Limited ACN 003 485 952	Thursday, 21 April 2016	1,998.15		2,310 Ordinary shares
CBA Equities Limited ACN 003 485 952	Thursday, 21 April 2016	4,020.63		4,595 Ordinary shares
CBA Equities Limited ACN 003 485 952	Thursday, 21 April 2016	3,902.50		4,460 Ordinary shares
CBA Equities Limited ACN 003 485 952	Thursday, 21 April 2016	75,903.63		86,747 Ordinary shares
CBA Equities Limited ACN 003 485 952	Thursday, 21 April 2016	3,669.94		4,255 Ordinary shares
CBA Equities Limited ACN 003 485 952	Thursday, 21 April 2016	3,048.70		3,545 Ordinary shares
CBA Equities Limited ACN 003 485 952	Thursday, 21 April 2016	3,062.10		3,540 Ordinary shares
CBA Equities Limited ACN 003 485 952	Friday, 22 April 2016	2,005.09		2,285 Ordinary shares
CBA Equities Limited ACN 003 485 952	Friday, 22 April 2016	1,745.58		1,978 Ordinary shares

CBA Equities Limited ACN 003 485 952	Friday, 22 April 2016	519.79		589 Ordinary shares
CBA Equities Limited ACN 003 485 952	Friday, 22 April 2016	1,998.86		2,265 Ordinary shares
CBA Equities Limited ACN 003 485 952	Friday, 22 April 2016	1,208.32		1,377 Ordinary shares
CBA Equities Limited ACN 003 485 952	Friday, 22 April 2016	783.61		893 Ordinary shares
CBA Equities Limited ACN 003 485 952	Friday, 22 April 2016	1,840.10		2,109 Ordinary shares
CBA Equities Limited ACN 003 485 952	Friday, 22 April 2016	1,745.58		1,978 Ordinary shares
CBA Equities Limited ACN 003 485 952	Friday, 22 April 2016	3,118.50		3,465 Ordinary shares
CBA Equities Limited ACN 003 485 952	Friday, 22 April 2016	1,986.90		2,220 Ordinary shares
CBA Equities Limited ACN 003 485 952	Friday, 22 April 2016	1,274.55		1,465 Ordinary shares
CBA Equities Limited ACN 003 485 952	Friday, 22 April 2016	700.35		805 Ordinary shares
CBA Equities Limited ACN 003 485 952	Friday, 22 April 2016	1,973.70		2,295 Ordinary shares
CBA Equities Limited ACN 003 485 952	Friday, 22 April 2016	1,951.25		2,230 Ordinary shares
CBA Equities Limited ACN 003 485 952	Friday, 22 April 2016	1,990.04		2,255 Ordinary shares
CBA Equities Limited ACN 003 485 952	Tuesday, 26 April 2016	4,941.90		5,780 Ordinary shares
CBA Equities Limited ACN 003 485 952	Tuesday, 26 April 2016	3,049.35		3,505 Ordinary shares
CBA Equities Limited ACN 003 485 952	Tuesday, 26 April 2016	424.80		472 Ordinary shares
CBA Equities Limited ACN 003 485 952	Tuesday, 26 April 2016	28,839.60		32,044 Ordinary shares
CBA Equities Limited ACN 003 485 952	Tuesday, 26 April 2016	21,246.30		23,607 Ordinary shares
CBA Equities Limited	Tuesday, 26 April 2016	5,053.50		5,615 Ordinary shares

ACN 003 485 952				
CBA Equities Limited ACN 003 485 952	Thursday, 28 January 2016	N/A		515,672 Ordinary shares (borrowed from Merrill Lynch International, see Annexure C)
CBA Equities Limited ACN 003 485 952	Wednesday, 10 February 2016	N/A		1,473,351 Ordinary shares (borrowed from Merrill Lynch International, see Annexure C)
CBA Equities Limited ACN 003 485 952	Thursday, 11 February 2016	N/A		8 Ordinary shares (borrowed from Merrill Lynch International, see Annexure C)
CBA Equities Limited ACN 003 485 952	Thursday, 18 February 2016	N/A		339,296 Ordinary shares (borrowed from Merrill Lynch International, see Annexure C)
CBA Equities Limited ACN 003 485 952	Monday, 22 February 2016	N/A		16 Ordinary shares (borrowed from Merrill Lynch International, see Annexure C)
CBA Equities Limited ACN 003 485 952	Tuesday, 23 February 2016	N/A		16 Ordinary shares (borrowed from Merrill Lynch International, see Annexure C)
CBA Equities Limited ACN 003 485 952	Wednesday, 24 February 2016	N/A		16 Ordinary shares (borrowed from Merrill Lynch International, see Annexure C)
CBA Equities Limited ACN 003 485 952	Monday, 29 February 2016	N/A		1,642,160 Ordinary shares (borrowed from Merrill Lynch International, see Annexure C)
CBA Equities Limited ACN 003 485 952	Monday, 29 February 2016	N/A		8 Ordinary shares (borrowed from Merrill Lynch International, see Annexure C)
CBA Equities Limited ACN 003 485 952	Tuesday, 1 March 2016	N/A		16 Ordinary shares (borrowed from Merrill Lynch International, see Annexure C)
CBA Equities Limited ACN 003 485 952	Thursday, 3 March 2016	N/A		1,695,440 Ordinary shares (borrowed from Merrill Lynch International, see

				Annexure C)
CBA Equities Limited ACN 003 485 952	Friday, 4 March 2016	N/A		4 Ordinary shares (borrowed from Merrill Lynch International, see Annexure C)
CBA Equities Limited ACN 003 485 952	Friday, 4 March 2016	N/A		1,707,808 Ordinary shares (borrowed from Merrill Lynch International, see Annexure C)
CBA Equities Limited ACN 003 485 952	Monday, 7 March 2016	N/A		4 Ordinary shares (borrowed from Merrill Lynch International, see Annexure C)
CBA Equities Limited ACN 003 485 952	Thursday, 10 March 2016	N/A		1,825,152 Ordinary shares (borrowed from Merrill Lynch International, see Annexure C)
CBA Equities Limited ACN 003 485 952	Friday, 11 March 2016	N/A		1,839,696 Ordinary shares (borrowed from Merrill Lynch International, see Annexure C)
CBA Equities Limited ACN 003 485 952	Monday, 14 March 2016	N/A		1,871,396 Ordinary shares (borrowed from Merrill Lynch International, see Annexure C)
CBA Equities Limited ACN 003 485 952	Tuesday, 15 March 2016	N/A		1,871,396 Ordinary shares (borrowed from Merrill Lynch International, see Annexure C)
CBA Equities Limited ACN 003 485 952	Tuesday, 15 March 2016	N/A		27,888 Ordinary shares (borrowed from Merrill Lynch International, see Annexure C)
CBA Equities Limited ACN 003 485 952	Thursday, 17 March 2016	N/A		1,906,848 Ordinary shares (borrowed from Merrill Lynch International, see Annexure C)
CBA Equities Limited ACN 003 485 952	Monday, 28 March 2016	N/A		1,963,088 Ordinary shares (borrowed from Merrill Lynch International, see Annexure C)

CBA Equities Limited ACN 003 485 952	Friday, 8 April 2016	N/A		2,050,738 Ordinary shares (borrowed from Merrill Lynch International, see Annexure C)
CBA Equities Limited ACN 003 485 952	Friday, 15 April 2016	N/A		2,069,433 Ordinary shares (borrowed from Merrill Lynch International, see Annexure C)
CBA Equities Limited ACN 003 485 952	Monday, 18 April 2016	N/A		2,069,433 Ordinary shares (borrowed from Merrill Lynch International, see Annexure C)
CBA Equities Limited ACN 003 485 952	Monday, 18 April 2016	N/A		3,392 Ordinary shares (borrowed from Merrill Lynch International, see Annexure C)
CBA Equities Limited ACN 003 485 952	Tuesday, 19 April 2016	N/A		2,069,449 Ordinary shares (borrowed from Merrill Lynch International, see Annexure C)
CBA Equities Limited ACN 003 485 952	Wednesday, 20 April 2016	N/A		2,069,449 Ordinary shares (borrowed from Merrill Lynch International, see Annexure C)
CBA Equities Limited ACN 003 485 952	Monday, 25 April 2016	N/A		3 Ordinary shares (borrowed from Merrill Lynch International, see Annexure C)
CBA Equities Limited ACN 003 485 952	Tuesday, 26 April 2016	N/A		2,129,287 Ordinary shares (borrowed from Merrill Lynch International, see Annexure C)

Colonial First State Asset Management (Australia) Limited ACN 114 194 311

Holder of relevant interest	Date of acquisition	Consideration Cash	Consideration Non-Cash	Class and number of securities
Colonial First State Asset Management (Australia) Limited ACN 114 194 311	Tuesday, 5 January 2016	41,068.25		53,860 Ordinary shares

Colonial First State Asset Management (Australia) Limited ACN 114 194 311	Wednesday, 6 January 2016	90,298.70		121,762 Ordinary shares
Colonial First State Asset Management (Australia) Limited ACN 114 194 311	Tuesday, 12 January 2016	83,114.74		121,762 Ordinary shares
Colonial First State Asset Management (Australia) Limited ACN 114 194 311	Thursday, 14 January 2016	55,397.32		80,872 Ordinary shares
Colonial First State Asset Management (Australia) Limited ACN 114 194 311	Wednesday, 17 February 2016	36,689.03		42,836 Ordinary shares
Colonial First State Asset Management (Australia) Limited ACN 114 194 311	Tuesday, 23 February 2016	67,429.18		76,485 Ordinary shares
Colonial First State Asset Management (Australia) Limited ACN 114 194 311	Tuesday, 19 April 2016	127,715.96		148,300 Ordinary shares
Colonial First State Asset Management (Australia) Limited ACN 114 194 311	Thursday, 21 April 2016	9,433.10		10,970 Ordinary shares
Colonial First State Asset Management (Australia) Limited ACN 114 194 311	Wednesday, 6 January 2016	11,063.74		14,951 Ordinary shares
Colonial First State Asset Management (Australia) Limited ACN 114 194 311	Thursday, 21 April 2016	1,879,178.02		2,123,365 Ordinary shares
Colonial First State Asset Management (Australia) Limited ACN 114 194 311	Thursday, 31 December 2015	338,050.12		429,270 Ordinary shares
Colonial First State Asset Management (Australia) Limited ACN 114 194 311	Tuesday, 5 January 2016	99,852.42		130,954 Ordinary shares
Colonial First State Asset Management (Australia) Limited ACN	Wednesday, 6 January 2016	335,277.36		452,100 Ordinary shares

114 194 311				
Colonial First State Asset Management (Australia) Limited ACN 114 194 311	Tuesday, 12 January 2016	307,447.82		450,407 Ordinary shares
Colonial First State Asset Management (Australia) Limited ACN 114 194 311	Thursday, 14 January 2016	213,431.62		311,579 Ordinary shares
Colonial First State Asset Management (Australia) Limited ACN 114 194 311	Wednesday, 17 February 2016	190,903.57		222,888 Ordinary shares
Colonial First State Asset Management (Australia) Limited ACN 114 194 311	Tuesday, 23 February 2016	145,797.24		165,378 Ordinary shares
Colonial First State Asset Management (Australia) Limited ACN 114 194 311	Tuesday, 23 February 2016	127,322.28		146,213 Ordinary shares
Colonial First State Asset Management (Australia) Limited ACN 114 194 311	Tuesday, 23 February 2016	10,154.89		11,446 Ordinary shares
Colonial First State Asset Management (Australia) Limited ACN 114 194 311	Tuesday, 19 April 2016	424,599.16		493,032 Ordinary shares
Colonial First State Asset Management (Australia) Limited ACN 114 194 311	Thursday, 21 April 2016	288,739.80		335,783 Ordinary shares
Colonial First State Asset Management (Australia) Limited ACN 114 194 311	Tuesday, 5 January 2016	151,560.60		198,768 Ordinary shares
Colonial First State Asset Management (Australia) Limited ACN 114 194 311	Tuesday, 23 February 2016	87,968.69		99,783 Ordinary shares
Colonial First State Asset Management (Australia) Limited ACN 114 194 311	Tuesday, 19 April 2016	304,245.60		353,281 Ordinary shares
Colonial First State Asset Management	Thursday, 21 April 2016	178,965.83		208,124 Ordinary shares

(Australia) Limited ACN 114 194 311				
Colonial First State Asset Management (Australia) Limited ACN 114 194 311	Friday, 8 January 2016	11,807.75		16,175 Ordinary shares
Colonial First State Asset Management (Australia) Limited ACN 114 194 311	Friday, 15 January 2016	11,392.01		17,003 Ordinary shares
Colonial First State Asset Management (Australia) Limited ACN 114 194 311	Monday, 25 January 2016	5,428.45		7,190 Ordinary shares
Colonial First State Asset Management (Australia) Limited ACN 114 194 311	Wednesday, 17 February 2016	9,743.55		11,463 Ordinary shares
Colonial First State Asset Management (Australia) Limited ACN 114 194 311	Tuesday, 23 February 2016	12,559.68		14,112 Ordinary shares
Colonial First State Asset Management (Australia) Limited ACN 114 194 311	Tuesday, 1 March 2016	2,355.99		2,467 Ordinary shares
Colonial First State Asset Management (Australia) Limited ACN 114 194 311	Thursday, 7 April 2016	3,059.63		3,075 Ordinary shares
Colonial First State Asset Management (Australia) Limited ACN 114 194 311	Thursday, 7 April 2016	17,340.86		17,428 Ordinary shares
Colonial First State Asset Management (Australia) Limited ACN 114 194 311	Wednesday, 20 April 2016	7,522.50		8,500 Ordinary shares
Colonial First State Asset Management (Australia) Limited ACN 114 194 311	Tuesday, 26 April 2016	2,322.00		2,580 Ordinary shares
Colonial First State Asset Management (Australia) Limited ACN 114 194 311	Tuesday, 2 February 2016	16,270.66		20,212 Ordinary shares



Colonial First State Asset Management (Australia) Limited ACN 114 194 311	Wednesday, 24 February 2016	1,490.54		1,629 Ordinary shares
Colonial First State Asset Management (Australia) Limited ACN 114 194 311	Friday, 26 February 2016	19,868.40		22,076 Ordinary shares
Colonial First State Asset Management (Australia) Limited ACN 114 194 311	Wednesday, 16 March 2016	19,499.52		20,312 Ordinary shares
Colonial First State Asset Management (Australia) Limited ACN 114 194 311	Tuesday, 5 April 2016	19,760.90		20,911 Ordinary shares
Colonial First State Asset Management (Australia) Limited ACN 114 194 311	Thursday, 21 January 2016	40,520.24		55,944 Ordinary shares
Colonial First State Asset Management (Australia) Limited ACN 114 194 311	Tuesday, 2 February 2016	22,123.34		27,544 Ordinary shares
Colonial First State Asset Management (Australia) Limited ACN 114 194 311	Monday, 14 March 2016	37,156.34		37,726 Ordinary shares
Colonial First State Asset Management (Australia) Limited ACN 114 194 311	Wednesday, 23 March 2016	10,078.15		10,042 Ordinary shares
Colonial First State Asset Management (Australia) Limited ACN 114 194 311	Thursday, 14 April 2016	4,430.20		4,522 Ordinary shares
Colonial First State Asset Management (Australia) Limited ACN 114 194 311	Monday, 22 February 2016	968.35		1,070 Ordinary shares
Colonial First State Asset Management (Australia) Limited ACN 114 194 311	Wednesday, 9 March 2016	627.84		654 Ordinary shares
Colonial First State Asset Management (Australia) Limited ACN	Friday, 1 April 2016	2,142.40		2,080 Ordinary shares

114 194 311				
Colonial First State Asset Management (Australia) Limited ACN 114 194 311	Thursday, 14 January 2016	8,872.80		12,953 Ordinary shares
Colonial First State Asset Management (Australia) Limited ACN 114 194 311	Monday, 15 February 2016	187,652.08		243,704 Ordinary shares
Colonial First State Asset Management (Australia) Limited ACN 114 194 311	Wednesday, 17 February 2016	45,689.99		53,345 Ordinary shares
Colonial First State Asset Management (Australia) Limited ACN 114 194 311	Tuesday, 23 February 2016	1,864.01		2,101 Ordinary shares
Colonial First State Asset Management (Australia) Limited ACN 114 194 311	Tuesday, 23 February 2016	7,728.35		8,875 Ordinary shares
Colonial First State Asset Management (Australia) Limited ACN 114 194 311	Tuesday, 23 February 2016	39,838.62		45,189 Ordinary shares
Colonial First State Asset Management (Australia) Limited ACN 114 194 311	Tuesday, 19 April 2016	64,302.36		74,666 Ordinary shares
Colonial First State Asset Management (Australia) Limited ACN 114 194 311	Thursday, 21 April 2016	3,517.85		4,091 Ordinary shares

Colonial First State Investments Limited (Note 1) ACN 002 348 352

Holder of relevant interest	Date of acquisition	Consideration Cash	Consideration Non-Cash	Class and number of securities
Colonial First State Investments Limited (Note 1) ACN 002 348 352	Thursday, 7 January 2016	5,309.93		7,137 Ordinary shares
Colonial First State Investments Limited (Note 1) ACN 002 348 352	Friday, 8 January 2016	5,228.57		7,137 Ordinary shares

Colonial First State Investments Limited (Note 1) ACN 002 348 352	Monday, 11 January 2016	2,661.55		3,710 Ordinary shares
Colonial First State Investments Limited (Note 1) ACN 002 348 352	Wednesday, 13 January 2016	7,276.12		10,390 Ordinary shares
Colonial First State Investments Limited (Note 1) ACN 002 348 352	Thursday, 14 January 2016	1,811.15		2,639 Ordinary shares
Colonial First State Investments Limited (Note 1) ACN 002 348 352	Friday, 15 January 2016	4,091.54		6,049 Ordinary shares
Colonial First State Investments Limited (Note 1) ACN 002 348 352	Tuesday, 19 January 2016	13,190.32		18,846 Ordinary shares
Colonial First State Investments Limited (Note 1) ACN 002 348 352	Friday, 29 January 2016	2,035.71		2,544 Ordinary shares
Colonial First State Investments Limited (Note 1) ACN 002 348 352	Tuesday, 2 February 2016	1,263.79		1,552 Ordinary shares
Colonial First State Investments Limited (Note 1) ACN 002 348 352	Tuesday, 2 February 2016	14,932.39		18,724 Ordinary shares
Colonial First State Investments Limited (Note 1) ACN 002 348 352	Thursday, 4 February 2016	18,800.14		23,014 Ordinary shares
Colonial First State Investments Limited (Note 1) ACN 002 348 352	Wednesday, 10 February 2016	1,727.33		2,327 Ordinary shares
Colonial First State Investments Limited (Note 1) ACN 002 348 352	Friday, 26 February 2016	6,813.88		7,587 Ordinary shares
Colonial First State Investments Limited (Note 1) ACN 002 348	Monday, 29 February 2016	80.13		88 Ordinary shares

352				
Colonial First State Investments Limited (Note 1) ACN 002 348 352	Wednesday, 16 March 2016	17,402.74		18,062 Ordinary shares
Colonial First State Investments Limited (Note 1) ACN 002 348 352	Friday, 18 March 2016	4,345.60		4,367 Ordinary shares
Colonial First State Investments Limited (Note 1) ACN 002 348 352	Thursday, 24 March 2016	8,914.36		8,749 Ordinary shares
Colonial First State Investments Limited (Note 1) ACN 002 348 352	Wednesday, 30 March 2016	11,296.74		11,046 Ordinary shares
Colonial First State Investments Limited (Note 1) ACN 002 348 352	Friday, 1 April 2016	14,356.07		13,995 Ordinary shares
Colonial First State Investments Limited (Note 1) ACN 002 348 352	Thursday, 7 April 2016	13,660.68		13,835 Ordinary shares
Colonial First State Investments Limited (Note 1) ACN 002 348 352	Wednesday, 13 April 2016	3,529.89		3,623 Ordinary shares
Colonial First State Investments Limited (Note 1) ACN 002 348 352	Thursday, 21 April 2016	2,061.33		2,377 Ordinary shares
Colonial First State Investments Limited (Note 1) ACN 002 348 352	Tuesday, 19 January 2016	67,622.77		96,756 Ordinary shares
Colonial First State Investments Limited (Note 1) ACN 002 348 352	Wednesday, 13 January 2016	295,687.80		426,986 Ordinary shares
Colonial First State Investments Limited (Note 1) ACN 002 348 352	Wednesday, 13 January 2016	87,957.20		127,014 Ordinary shares
Colonial First State Investments Limited	Monday, 1 February	N/A		32,408 Ordinary shares (borrowed from UBS AG)

(Note 1) ACN 002 348 352	2016			(Agreement 2), see Annexure C)
Colonial First State Investments Limited (Note 1) ACN 002 348 352	Monday, 15 February 2016	N/A		29,869 Ordinary shares (borrowed from UBS AG (Agreement 2), see Annexure C)
Colonial First State Investments Limited (Note 1) ACN 002 348 352	Thursday, 10 March 2016	N/A		78,198 Ordinary shares (borrowed from UBS AG (Agreement 2), see Annexure C)
Colonial First State Investments Limited (Note 1) ACN 002 348 352	Thursday, 7 April 2016	87,661.61		88,738 Ordinary shares
Colonial First State Investments Limited (Note 1) ACN 002 348 352	Wednesday, 17 February 2016	1,075,821.30		1,250,955 Ordinary shares
Colonial First State Investments Limited (Note 1) ACN 002 348 352	Tuesday, 19 April 2016	242,307.34		285,101 Ordinary shares
Colonial First State Investments Limited (Note 1) ACN 002 348 352	Tuesday, 19 April 2016	68,215.41		79,072 Ordinary shares
Colonial First State Investments Limited (Note 1) ACN 002 348 352	Friday, 15 January 2016	11,320.23		16,736 Ordinary shares
Colonial First State Investments Limited (Note 1) ACN 002 348 352	Tuesday, 19 January 2016	4,704.73		6,722 Ordinary shares
Colonial First State Investments Limited (Note 1) ACN 002 348 352	Thursday, 21 January 2016	15,476.79		21,436 Ordinary shares
Colonial First State Investments Limited (Note 1) ACN 002 348 352	Wednesday, 27 January 2016	16,312.77		20,558 Ordinary shares
Colonial First State Investments Limited (Note 1) ACN 002 348 352	Thursday, 28 January 2016	27,153.07		34,228 Ordinary shares

Colonial First State Investments Limited (Note 1) ACN 002 348 352	Friday, 29 January 2016	27,804.55		34,747 Ordinary shares
Colonial First State Investments Limited (Note 1) ACN 002 348 352	Tuesday, 2 February 2016	944.59		1,160 Ordinary shares
Colonial First State Investments Limited (Note 1) ACN 002 348 352	Tuesday, 2 February 2016	11,167.39		14,003 Ordinary shares
Colonial First State Investments Limited (Note 1) ACN 002 348 352	Monday, 8 February 2016	6,243.20		7,804 Ordinary shares
Colonial First State Investments Limited (Note 1) ACN 002 348 352	Wednesday, 10 February 2016	8,213.55		11,065 Ordinary shares
Colonial First State Investments Limited (Note 1) ACN 002 348 352	Thursday, 18 February 2016	7,858.82		8,873 Ordinary shares
Colonial First State Investments Limited (Note 1) ACN 002 348 352	Monday, 22 February 2016	17,178.75		18,911 Ordinary shares
Colonial First State Investments Limited (Note 1) ACN 002 348 352	Wednesday, 24 February 2016	955.39		1,053 Ordinary shares
Colonial First State Investments Limited (Note 1) ACN 002 348 352	Wednesday, 24 February 2016	14,548.37		15,919 Ordinary shares
Colonial First State Investments Limited (Note 1) ACN 002 348 352	Tuesday, 1 March 2016	3,358.29		3,556 Ordinary shares
Colonial First State Investments Limited (Note 1) ACN 002 348 352	Thursday, 3 March 2016	8,393.37		8,799 Ordinary shares
Colonial First State Investments Limited (Note 1) ACN 002 348	Monday, 7 March 2016	18,534.47		19,165 Ordinary shares


352				
Colonial First State Investments Limited (Note 1) ACN 002 348 352	Wednesday, 9 March 2016	12,033.44		12,561 Ordinary shares
Colonial First State Investments Limited (Note 1) ACN 002 348 352	Friday, 11 March 2016	9,740.69		9,860 Ordinary shares
Colonial First State Investments Limited (Note 1) ACN 002 348 352	Wednesday, 16 March 2016	5,915.89		6,140 Ordinary shares
Colonial First State Investments Limited (Note 1) ACN 002 348 352	Friday, 18 March 2016	14,421.98		14,493 Ordinary shares
Colonial First State Investments Limited (Note 1) ACN 002 348 352	Tuesday, 22 March 2016	10,377.05		10,254 Ordinary shares
Colonial First State Investments Limited (Note 1) ACN 002 348 352	Friday, 1 April 2016	8,708.02		8,489 Ordinary shares
Colonial First State Investments Limited (Note 1) ACN 002 348 352	Monday, 11 April 2016	2,519.09		2,597 Ordinary shares
Colonial First State Investments Limited (Note 1) ACN 002 348 352	Monday, 11 April 2016	7,023.22		7,179 Ordinary shares
Colonial First State Investments Limited (Note 1) ACN 002 348 352	Wednesday, 13 April 2016	13,603.18		13,962 Ordinary shares
Colonial First State Investments Limited (Note 1) ACN 002 348 352	Thursday, 21 April 2016	8,032.81		9,264 Ordinary shares
Colonial First State Investments Limited (Note 1) ACN 002 348 352	Tuesday, 26 April 2016	5,291.44		5,998 Ordinary shares
Colonial First State Investments Limited	Wednesday, 13 January	211,678.98		291,971 Ordinary shares

(Note 1) ACN 002 348 352	2016			
Colonial First State Investments Limited (Note 1) ACN 002 348 352	Wednesday, 13 January 2016	39,750.48		57,039 Ordinary shares
Colonial First State Investments Limited (Note 1) ACN 002 348 352	Friday, 12 February 2016	51,609.99		66,835 Ordinary shares
Colonial First State Investments Limited (Note 1) ACN 002 348 352	Friday, 8 April 2016	40,122.17		40,987 Ordinary shares
Colonial First State Investments Limited (Note 1) ACN 002 348 352	Wednesday, 13 April 2016	49,142.44		50,387 Ordinary shares
Colonial First State Investments Limited (Note 1) ACN 002 348 352	Wednesday, 20 April 2016	83,940.23		94,506 Ordinary shares



**Annexure C**

This is annexure C referred to in Form 603, Notice of initial substantial holder dated **26/04/2016**



Carla Collingwood      Company Secretary      Dated the 28 April 2016

Commonwealth Bank of Australia will, if requested by the company or responsible entity to whom this form must be given or by the Australian Securities and Investments Commission (ASIC), give a copy of one or more of the following agreements to the company, responsible entity or ASIC (as appropriate).

**Merrill Lynch International**

Type of agreement:	Global Master Securities Lending Agreement
Parties to agreement:	(1) Commonwealth Bank of Australia and (2) Merrill Lynch International
Can the parties exercise voting rights attaching to the securities?	No
If yes, in what circumstances?	N/A
Date on which the securities were (or are) expected to be delivered to the borrower or its nominee (ie borrow date):	The dates indicated in Annexure B on which securities were borrowed.
Scheduled date (if any) when the securities are expected to be returned to the borrower or its nominee (ie return date):	Any particular day.
Does the borrower have the right to return the securities early? [Yes/No]	Yes
If yes, in which circumstances?	At any time subject to giving notice.
Does the lender have the right to recall the securities early (ie before the scheduled return date)? [Yes/No]	Yes
If yes, in which circumstances?	At any time subject to giving notice.
Are there circumstances in which the borrower will not be required to return the securities on settlement? [Yes/No]	No
If yes, in which circumstances?	N/A

**Citigroup Global Markets Australia Pty Ltd**

Type of agreement:	Australian Master Securities Lending Agreement
--------------------	--

Parties to agreement:	(1) Commonwealth Bank of Australia and (2) Citigroup Global Markets Australia Pty Ltd
Can the parties exercise voting rights attaching to the securities?	Yes
If yes, in what circumstances?	In limited circumstances where a number of conditions are met and voting is administratively possible, CBA may be required to exercise voting rights as instructed by the lender.
Date on which the securities were (or are) expected to be delivered to the borrower or its nominee (ie borrow date):	The dates indicated in Annexure B on which securities were borrowed.
Scheduled date (if any) when the securities are expected to be returned to the borrower or its nominee (ie return date):	Any particular day.
Does the borrower have the right to return the securities early? [Yes/No]	Yes
If yes, in which circumstances?	At any time subject to giving notice.
Does the lender have the right to recall the securities early (ie before the scheduled return date)? [Yes/No]	Yes
If yes, in which circumstances?	At any time subject to giving notice.
Are there circumstances in which the borrower will not be required to return the securities on settlement? [Yes/No]	No
If yes, in which circumstances?	N/A

#### Barclays Capital Securities Ltd

Type of agreement:	Global Master Securities Lending Agreement
Parties to agreement:	(1) Commonwealth Bank of Australia and (2) Barclays Capital Securities Ltd
Can the parties exercise voting rights attaching to the securities?	No
If yes, in what circumstances?	N/A
Date on which the securities were (or are) expected to be delivered to the borrower or its nominee (ie borrow date):	The dates indicated in Annexure B on which securities were borrowed.
Scheduled date (if any) when the securities are expected to be returned to the borrower or its nominee (ie return date):	Any particular day.
Does the borrower have the right to return the securities early? [Yes/No]	Yes

If yes, in which circumstances?	At any time subject to giving notice.
Does the lender have the right to recall the securities early (ie before the scheduled return date)? [Yes/No]	Yes
If yes, in which circumstances?	At any time subject to giving notice.
Are there circumstances in which the borrower will not be required to return the securities on settlement? [Yes/No]	No
If yes, in which circumstances?	N/A

**UBS AG (Agreement 2)**

Type of agreement:	Australian Master Securities Lending Agreement
Parties to agreement:	(1) UBS AG; and (2) Colonial First State Investments Limited
Can the parties exercise voting rights attaching to the securities?	No
If yes, in what circumstances?	N/A
Date on which the securities were (or are) expected to be delivered to the borrower or its nominee (ie borrow date):	The dates indicated in Annexure B on which securities were borrowed.
Scheduled date (if any) when the securities are expected to be returned to the borrower or its nominee (ie return date):	Any particular day.
Does the borrower have the right to return the securities early? [Yes/No]	Yes
If yes, in which circumstances?	At any time subject to giving notice.
Does the lender have the right to recall the securities early (ie before the scheduled return date)? [Yes/No]	Yes
If yes, in which circumstances?	At any time subject to giving notice.
Are there circumstances in which the borrower will not be required to return the securities on settlement? [Yes/No]	No
If yes, in which circumstances?	N/A