

FORM 603

Corporations Act 2001

Section 671B

Notice of initial substantial holder**To: Company Name/Scheme: DULUXGROUP LIMITED**ACN/ARSN: **133 404 065****1. Details of substantial holder**

Name: Commonwealth Bank of Australia ACN 123 123 124 (CBA) and its related bodies corporate listed in annexure A

The holder became a substantial holder on: **04/05/2016****2. Details of voting power**

The total number of votes attached to all the voting shares in the company or voting interests in the scheme that the substantial holder or an associate had a relevant interest in on the date the substantial holder became a substantial holder are as follows.

| Class of securities | Number of securities | Person's votes | Voting power (%) |
|----------------------------|----------------------|----------------|------------------|
| Fully Paid ordinary shares | 14,534,206 | 14,534,206 | 3.73 |

For the Securities (if any) listed below see NOTE 1 at the end of this form

| Class of securities | Number of securities | Person's votes | Voting power (%) |
|----------------------------|----------------------|----------------|------------------|
| Fully Paid ordinary shares | 6,396,554 | 6,396,554 | 1.64 |

| Class of securities | Number of securities | Person's votes | Voting power (%) |
|---|----------------------|----------------|------------------|
| GRAND TOTAL Fully paid ordinary shares | 20,930,760 | 20,930,760 | 5.37 |

3. Details of relevant interests

The nature of the relevant interest the substantial holder or an associate had in the following voting securities on the date the substantial holder became a substantial holder are as follows:

| Holder of relevant interest | Nature of relevant interest | Class and number of securities |
|---|---|--|
| CBA Equities Limited ACN 003 485 952 | <p>Relevant interest under paragraph 608(1)(b) and/or 608(1)(c) of the Corporations Act 2001 (Cth), being a relevant interest arising as a result of having the power to control the exercise of the right to vote attached to securities and/or to control the exercise of the power to dispose of securities in a proprietary capacity (including as a result of underwriting activities). In addition, if any OTC derivatives, warrants or other securities (other than ordinary shares or ordinary units (as applicable)) are referred to below in this row, the relevant interest in respect of those securities arises under subsection 608(8) being an accelerated relevant interest held in the same capacity.</p> <p>Nature of relevant interest derived from; ordinary shares 362,283</p> | <p>362,283 Fully paid ordinary shares</p> <p>(including 126,012 borrowed from Citigroup Global Markets Australia Pty Ltd, see Annexure C)</p> |
| Avanteos Investments Limited ACN 096 259 979 | <p>Relevant interest under paragraph 608(1)(a), 608(1)(b) and 608(1)(c) of the Corporations Act 2001 (Cth), being a relevant interest arising as a result of being the registered holder of the relevant securities in its capacity as a superannuation trustee. In addition, if any OTC derivatives, warrants or other securities (other than ordinary shares or ordinary units (as applicable)) are referred to below in this row, the relevant interest in respect of those securities arises under subsection 608(8) being an accelerated relevant interest held in the same capacity.</p> <p>Nature of relevant interest derived from; ordinary shares 284,869</p> | <p>284,869 Fully paid ordinary shares</p> |
| Colonial First State Investments Limited (Note 1) ACN 002 348 352 | <p>Relevant interest under paragraph 608(1)(b) and/or 608(1)(c) of the Corporations Act 2001 (Cth), being a relevant interest arising from having the residual power to control the exercise of the right to vote attached to securities and/or to control the exercise of the power to dispose of securities in its capacity as a responsible entity of a managed investment scheme (which managed investment scheme is not managed by either Colonial First State Investments Limited or a related body corporate). In addition, if any OTC derivatives, warrants or other securities (other than ordinary shares or ordinary units (as applicable)) are referred to below in this row, the relevant interest in respect of those securities arises under subsection 608(8) being a residual accelerated relevant interest held in the same capacity. Colonial First State Investments Limited has authorised the manager of each such managed investment scheme to exercise the powers referred to in paragraph 608(1)(b) and/or 608(1)(c) of the Corporations Act 2001 (Cth) in relation to those securities managed by the manager to the exclusion of</p> | <p>6,396,554 Fully paid ordinary shares</p> <p>(including 35,000 borrowed from Citigroup Global Markets Limited (Agreement 4), see Annexure C)</p> |

| | | |
|--|---|--|
| | <p>Colonial First State Investments Limited except for provisions allowing Colonial First State Investments Limited to terminate the agreement with the manager or to exercise those powers where the agreement is terminated.</p> <p>Nature of relevant interest derived from; ordinary shares 6,396,554</p> | |
| <p>Commonwealth Bank Officers Superannuation Corporation Pty Limited ACN 074 519 798</p> | <p>Relevant interest under paragraph 608(1)(b) and/or 608(1)(c) of the Corporations Act 2001 (Cth), being a relevant interest arising from having the power to control the exercise of the right to vote attached to securities and/or to control the exercise of the power to dispose of securities in its capacity as trustee for the Officers' Superannuation Fund. In addition, if any OTC derivatives, warrants or other securities (other than ordinary shares or ordinary units (as applicable)) are referred to below in this row, the relevant interest in respect of those securities arises under subsection 608(8) being an accelerated relevant interest held in the same capacity.</p> <p>Nature of relevant interest derived from; ordinary shares 246,133</p> | <p>246,133 Fully paid ordinary shares</p> |
| <p>Realindex Investments Pty Limited ACN 133 312 017</p> | <p>Relevant interest under paragraph 608(1)(b) and/or 608(1)(c) of the Corporations Act 2001 (Cth), being a relevant interest arising from having the power to control the exercise of the right to vote attached to securities and/or to control the exercise of the power to dispose of securities in its capacity as investment manager, as provided for under its investment mandates. In addition, if any OTC derivatives, warrants or other securities (other than ordinary shares or ordinary units (as applicable)) are referred to below in this row, the relevant interest in respect of those securities arises under subsection 608(8) being an accelerated relevant interest held in the same capacity.</p> <p>Nature of relevant interest derived from; ordinary shares 1,031,021</p> | <p>1,031,021 Fully paid ordinary shares</p> |
| <p>Colonial First State Asset Management (Australia) Limited ACN 114 194 311</p> | <p>Relevant interest under paragraph 608(1)(b) and/or 608(1)(c) of the Corporations Act 2001 (Cth), being a relevant interest arising from having the power to control the exercise of the right to vote attached to securities and/or to control the exercise of the power to dispose of securities in its capacity as investment manager (as provided for under its investment mandates). In addition, if any OTC derivatives, warrants or other securities (other than ordinary shares or ordinary units (as applicable)) are referred to below in this row, the relevant interest in respect of those securities arises under subsection 608(8) being an accelerated relevant interest held in the same capacity.</p> <p>Nature of relevant interest derived from; ordinary shares 12,609,900</p> | <p>12,609,900 Fully paid ordinary shares</p> |

| | | |
|--|---|---|
| <p>Colonial First State Investments Limited ACN 002 348 352</p> | <p>Relevant interest under paragraph 608(1)(b) and/or 608(1)(c) of the Corporations Act 2001 (Cth), being a relevant interest arising from having the power to control the exercise of the right to vote attached to securities and/or to control the exercise of the power to dispose of securities in its capacity as a responsible entity of a managed investment scheme (which managed investment scheme is managed by Colonial First Statement Investments Limited or a related body corporate). In addition, if any OTC derivatives, warrants or other securities (other than ordinary shares or ordinary units (as applicable)) are referred to below in this row, the relevant interest in respect of those securities arises under subsection 608(8) being an accelerated relevant interest held in the same capacity.</p> <p>Nature of relevant interest derived from; ordinary shares 16,903,182</p> | <p>16,903,182 Fully paid ordinary shares (including 35,000 borrowed from Citigroup Global Markets Limited (Agreement 4), see Annexure C)</p> |
| <p>Commonwealth Bank Officers Superannuation Corporation Pty Limited ACN 074 519 798</p> | <p>Relevant interest under paragraph 608(1)(b) and/or 608(1)(c) of the Corporations Act 2001 (Cth), being a relevant interest arising from having the power to control the exercise of the right to vote attached to securities and/or to control the exercise of the power to dispose of securities in its capacity as trustee for the Officers' Superannuation Fund. In addition, if any OTC derivatives, warrants or other securities (other than ordinary shares or ordinary units (as applicable)) are referred to below in this row, the relevant interest in respect of those securities arises under subsection 608(8) being an accelerated relevant interest held in the same capacity.</p> <p>Nature of relevant interest derived from; ordinary shares 812,411</p> | <p>812,411 Fully paid ordinary shares</p> |
| <p>Sovereign Services Limited ACN 969417</p> | <p>Relevant interest under paragraph 608(1)(c) of the Corporations Act 2001 (Cth), being a relevant interest arising from having the power to control the exercise of the power to dispose of securities in its capacity as investment manager, as provided for under its investment mandates, or in its capacity as the provider of a discretionary investment management service. In addition, if any OTC derivatives, warrants or other securities (other than ordinary shares or ordinary units (as applicable)) are referred to below in this row, the relevant interest in respect of those securities arises under subsection 608(8) being an accelerated relevant interest held in the same capacity.</p> <p>Nature of relevant interest derived from; ordinary shares 21,534</p> | <p>21,534 Fully paid ordinary shares</p> |
| <p>ASB Group Investments Limited Company Number 533945</p> | <p>Relevant interest under paragraph 608(1)(b) and/or 608(1)(c) of the Corporations Act 2001 (Cth), being a relevant interest arising from having the power to control the exercise of the right to vote attached to securities and/or to control the exercise of the power to dispose of securities in its capacity as investment manager, as provided for under its investment mandates, as a life</p> | <p>96,996 Fully paid ordinary shares</p> |

| | | |
|--|---|--|
| | <p>company holding statutory funds and as the responsible entity or manager of a managed investment scheme. In addition, if any OTC derivatives, warrants or other securities (other than ordinary shares or ordinary units (as applicable)) are referred to below in this row, the relevant interest in respect of those securities arises under subsection 608(8) being an accelerated relevant interest held in the same capacity.</p> <p>Nature of relevant interest derived from; ordinary shares 96,996</p> | |
| <p>Colonial First State Investments Limited ACN 002 348 352</p> | <p>Relevant interest under paragraph 608(1)(b) and/or 608(1)(c) of the Corporations Act 2001 (Cth), being a relevant interest arising from having the power to control the exercise of the right to vote attached to securities and/or to control the exercise of the power to dispose of securities in its capacity as a responsible entity of a managed investment scheme (which managed investment scheme is managed by Colonial First Statement Investments Limited or a related body corporate). In addition, if any OTC derivatives, warrants or other securities (other than ordinary shares or ordinary units (as applicable)) are referred to below in this row, the relevant interest in respect of those securities arises under subsection 608(8) being an accelerated relevant interest held in the same capacity.</p> <p>Nature of relevant interest derived from; ordinary shares 3,563</p> | <p>3,563 Fully paid ordinary shares</p> |
| <p>The Colonial Mutual Life Assurance Society Limited ACN 004 021 809</p> | <p>Relevant interest under paragraph 608(1)(a), 608(1)(b) and/or 608(1)(c) of the Corporations Act 2001 (Cth), being a relevant interest arising from holding securities, having the power to control the exercise of the right to vote attached to securities and/or to control the exercise of the power to dispose of securities in a proprietary capacity as a life insurance company. Statutory fund holdings are held by external custodians and voted by the relevant investment manager, so CMLA's relevant interest is qualified accordingly. In addition, if any OTC derivatives, warrants or other securities (other than ordinary shares or ordinary units (as applicable)) are referred to below in this row, the relevant interest in respect of those securities arises under subsection 608(8) being an accelerated relevant interest held in the same capacity.</p> <p>Nature of relevant interest derived from; ordinary shares 848,154</p> | <p>848,154 Fully paid ordinary shares</p> |
| <p>Colonial First State Asset Management (Australia) Limited ACN 114 194 311</p> | <p>Relevant interest under paragraph 608(1)(b) and/or 608(1)(c) of the Corporations Act 2001 (Cth), being a relevant interest arising from having the power to control the exercise of the right to vote attached to securities and/or to control the exercise of the power to dispose of securities in its capacity as investment manager (as provided for under its investment mandates). In addition, if any OTC derivatives, warrants or other securities (other than ordinary shares or ordinary units</p> | <p>11,073,375 Fully paid ordinary shares</p> |

| | | |
|--|---|--|
| | <p>(as applicable) are referred to below in this row, the relevant interest in respect of those securities arises under subsection 608(8) being an accelerated relevant interest held in the same capacity.</p> <p>Nature of relevant interest derived from; ordinary shares 11,073,375</p> | |
|--|---|--|

4. Details of present registered holders

The persons registered as holders of the securities referred to in paragraph 3 above are as follows

| Holder of relevant interest | Registered holder of securities | Person entitled to be registered as holder | Class and number of securities |
|---|---|--|---|
| CBA Equities Limited ACN 003 485 952 | Share Direct Nominees Pty Limited | | 362,283 Fully paid ordinary shares |
| Avanteos Investments Limited ACN 096 259 979 | Avanteos Investments Limited | | 284,869 Fully paid ordinary shares |
| Colonial First State Investments Limited (Note 1) ACN 002 348 352 | Citicorp Nominees Pty Limited (Australia) | | 3,773,703 Fully paid ordinary shares |
| Colonial First State Investments Limited (Note 1) ACN 002 348 352 | Northern Trust Company | | 36,713 Fully paid ordinary shares |
| Colonial First State Investments Limited (Note 1) ACN 002 348 352 | UBS Nominees Pty Ltd | | 270,090 Fully paid ordinary shares |
| Colonial First State Investments Limited (Note 1) ACN 002 348 352 | Citibank N A Hong Kong | | 2,316,048 Fully paid ordinary shares |
| Commonwealth Bank Officers Superannuation Corporation Pty Limited ACN 074 519 798 | Citicorp Nominees Pty Limited (Australia) | | 246,133 Fully paid ordinary shares |
| Realindex Investments Pty Limited ACN 133 312 017 | National Bank Nominees Pty Limited | | 87,905 Fully paid ordinary shares |
| Realindex Investments Pty Limited ACN 133 312 017 | Citibank N A Hong Kong | | 943,116 Fully paid ordinary shares |
| Colonial First State Asset Management (Australia) Limited ACN 114 194 311 | Nomura Bank (Luxembourg) S.A. | | 313,605 Fully paid ordinary shares |
| Colonial First State Asset Management (Australia) Limited ACN 114 194 311 | Citicorp Nominees Pty Limited (Australia) | | 9,186,659 Fully paid ordinary shares |
| Colonial First State Asset Management (Australia) Limited ACN 114 194 311 | Citigroup Prime Broker | | 3,563 Fully paid ordinary shares |
| Colonial First State Asset Management (Australia) Limited ACN 114 194 311 | National Bank Nominees Pty Limited | | 452,694 Fully paid ordinary shares |
| Colonial First State Asset Management (Australia) | Citibank N A London | | 747,965 Fully paid ordinary shares |

| | | | |
|---|----------------------------------|--|---|
| Limited ACN 114 194 311 | | | |
| Colonial First State Asset Management (Australia) Limited ACN 114 194 311 | BNP Paribas Securities | | 814,142 Fully paid ordinary shares |
| Colonial First State Asset Management (Australia) Limited ACN 114 194 311 | The Bank of New York Mellon Corp | | 33,174 Fully paid ordinary shares |
| Colonial First State Asset Management (Australia) Limited ACN 114 194 311 | Citibank N A Hong Kong | | 1,058,098 Fully paid ordinary shares |

5. Consideration

The consideration paid for each relevant interest referred to in paragraph 3 above, and acquired in the four months prior to the day that the substantial holder became a substantial holder is as follows:

| Holder of relevant interest | Date of acquisition | Consideration-Cash | Consideration-Non-Cash | Class and number of securities |
|------------------------------------|----------------------------|---------------------------|-------------------------------|---------------------------------------|
| See annexure B to this notice | | | | |

6. Associates

The reasons the persons named in paragraph 3 above are associates of the substantial holder are as follows:

| Name and ACN/ARSN (if applicable) | Nature of association |
|---|--|
| ASB Group Investments Limited Company Number 533945 | An indirect wholly-owned subsidiary, and therefore related body corporate, of Commonwealth Bank of Australia |
| CBA Equities Limited ACN 003 485 952 | An indirect wholly-owned subsidiary, and therefore related body corporate, of Commonwealth Bank of Australia |
| Commonwealth Bank Officers Superannuation Corporation Pty Limited ACN 074 519 798 | A direct wholly-owned subsidiary, and therefore related body corporate, of Commonwealth Bank of Australia |
| Colonial First State Asset Management (Australia) Limited ACN 114 194 311 | An indirect wholly-owned subsidiary, and therefore related body corporate, of Commonwealth Bank of Australia |
| Commonwealth Private Limited ACN 125 238 039 | An indirect wholly-owned subsidiary, and therefore related body corporate, of Commonwealth Bank of Australia |
| Colonial First State Investments Limited ACN 002 348 352 | An indirect wholly-owned subsidiary, and therefore related body corporate, of Commonwealth Bank of Australia |
| Avanteos Investments Limited ACN 096 259 979 | An indirect wholly-owned subsidiary, and therefore related body corporate, of Commonwealth Bank of Australia |
| Realindex Investments Pty Limited ACN 133 312 017 | An indirect wholly-owned subsidiary, and therefore related body corporate, of Commonwealth Bank of Australia |
| Sovereign Services Limited ACN 969417 | An indirect wholly-owned subsidiary, and therefore related body corporate, of Commonwealth Bank of Australia |
| The Colonial Mutual Life Assurance Society Limited ACN 004 021 809 | An indirect wholly-owned subsidiary, and therefore related body corporate, of Commonwealth Bank of Australia |

7. Addresses

The addresses of persons named in this form are as follows:

| Name | Address |
|---|--|
| ASB Group Investments Limited Company Number 533945 | Level 2, ASB North Wharf, 12 Jellicoe Street, Auckland, 1010 , New Zealand |
| CBA Equities Limited ACN 003 485 952 | Ground Floor Tower 1, 201 Sussex Street, Sydney, NSW, 2000, Australia |
| Commonwealth Bank Officers Superannuation Corporation Pty Limited ACN 074 519 798 | Level 11 Tower 1, 201 Sussex St Sydney NSW 2001 |
| Colonial First State Asset Management (Australia) Limited ACN 114 194 311 | Ground Floor Tower 1, 201 Sussex Street, Sydney, NSW, 2000, Australia |
| Commonwealth Private Limited ACN 125 238 039 | Ground Floor Tower 1, 201 Sussex Street, Sydney, NSW, 2000, Australia |
| Colonial First State Investments Limited ACN 002 348 352 | Ground Floor Tower 1, 201 Sussex Street, Sydney, NSW, 2000, Australia |
| Avanteos Investments Limited ACN 096 259 979 | Ground Floor Tower 1, 201 Sussex Street, Sydney, NSW, 2000, Australia |
| Realindex Investments Pty Limited ACN 133 312 017 | Ground Floor Tower 1, 201 Sussex Street, Sydney, NSW, 2000, Australia |
| Sovereign Services Limited ACN 969417 | Level 2, ASB North Wharf, 12 Jellicoe Street, Auckland, 1010 , New Zealand |
| The Colonial Mutual Life Assurance Society Limited ACN 004 021 809 | Ground Floor Tower 1, 201 Sussex Street, Sydney, NSW, 2000, Australia |

8. Signature

NOTE 1--(This note is relevant to section 2,3,4 and 5)

The relevant interests in these securities:

- a) are/were held by Colonial First State Investments Limited (CFS) as responsible entity of the specified registered managed investment schemes and relate(d) to holdings in connection with the Colonial First State First Choice product range. Decisions to buy/sell those securities and exercise voting rights in relation to those securities are made by managers to whom CFS has outsourced those functions. By instrument dated 29 October 2001 the Australian Securities and Investments Commission ("ASIC") has granted certain relief to CFS and its related bodies corporate for these holdings from the applicable provisions of Chapter 6 of the Corporations Act in relation to the acquisition of or increase in voting power of such securities (the Manager Relief). These managers are not associates of, other than by virtue of an agreement in accordance with the terms of the Manager Relief, the Commonwealth Bank of Australia group; or
- b) are/were held by or for the benefit of specified index funds where the funds have an objective of maintaining a portfolio tracking error less than 0.5% per annum. ASIC has granted certain relief to CFS and its related bodies corporate for these holdings from the applicable provisions of Chapter 6 of the Corporations Act in relation to the acquisition of or increase in voting power of such securities.




Dated the 6 day of May 2016

Carla Collingwood-Company Secretary

Annexure A

This is annexure A referred to in Form 603, Notice of initial substantial holder dated 04/05/2016



Carla Collingwood

Company Secretary

Dated the 6 May 2016


SCHEDULE

AEGIS CORRECTIONAL PARTNERSHIP PTY LTD
AEGIS LIMITED
AHL HOLDINGS PTY LIMITED
ALTONA V6 PTY LIMITED
ASB BANK LIMITED
ASB CAPITAL LIMITED (NZX-ASBPA)
ASB CAPITAL NO.2 LIMITED (NZX-ASBPB)
ASB FINANCE LIMITED
ASB FUNDING LIMITED
ASB GROUP (LIFE) LIMITED
ASB GROUP INVESTMENTS LIMITED
ASB HOLDINGS LIMITED
ASB MANAGEMENT SERVICES LIMITED
ASB NOMINEES LIMITED
ASB SECURITIES LIMITED
ASKLEPIOS LIMITED
ASPIRE SCHOOLS FINANCING (QLD) PTY LIMITED
ASPIRE SCHOOLS HOLDINGS (QLD) PTY LIMITED
AUSIEX NOMINEES PTY LIMITED
AUSTRALIAN INVESTMENT EXCHANGE LIMITED
AVANTEOS INVESTMENTS LIMITED
AVANTEOS PTY LTD
BANK OF HANGZHOU CO. LTD
BANKWEST FOUNDATION LIMITED
BDELTA VESSEL NO 1 PTY LTD
BDELTA VESSEL NO 2 PTY LTD
BDELTA VESSEL NO 3 PTY LTD
BDELTA VESSEL NO 4 PTY LTD
BOCOMMLIFE INSURANCE COMPANY LIMITED
BOND INVESTMENTS NO 1 LIMITED
BOND INVESTMENTS UK LIMITED
BW FINANCIAL ADVICE LIMITED
BW SECURITISATION MANAGEMENT PTY LTD
BWA GROUP SERVICES PTY LTD
BWA INTELLECTUAL PROPERTY HOLDINGS LIMITED
CAPITAL 121 PTY LIMITED
CARDS NZ LIMITED
CBA (EUROPE) FINANCE LTD (IN LIQUIDATION)
CBA A319 4624 PTY LIMITED
CBA A319 4635 PTY LIMITED
CBA A320 4077 PTY LTD
CBA A320 4948 PTY LIMITED
CBA A320 5156 PTY LIMITED
CBA A320 5249 PTY LTD
CBA A320 5289 PTY LTD
CBA A320 5638 PTY LTD
CBA A320 6749 PTY LIMITED
CBA A320 AIRCRAFT NO1 PTY LTD
CBA A330 1427 Pty Ltd
CBA A330 1453 PTY LIMITED
CBA AIR A320 2714 PTY LIMITED
CBA AIR PTY LTD
CBA ASSET FINANCE (NZ) LIMITED
CBA ASSET HOLDINGS (NZ) LIMITED
CBA B377 37091 PTY LTD
CBA B738 39822 PTY LIMITED
CBA CAPITAL AUSTRALIA PTY LIMITED
CBA CAPITAL HOLDINGS INC.
CBA CAPITAL TRUST I
CBA CAPITAL TRUST II
CBA CORPORATE SERVICES (NSW) PTY LIMITED
CBA CORPORATE SERVICES (VIC) PTY LIMITED
CBA EQUITIES LIMITED
CBA EUROPE LIMITED
CBA FUNDING (NZ) LIMITED
CBA FUNDING HOLDINGS PTY LTD
CBA FUNDING TRUST I
CBA INTERNATIONAL FINANCE PTY. LIMITED
CBA INTERNATIONAL FINANCIAL SERVICES LIMITED (formerly known as COMMBANK MANAGEMENT CONSULTING (ASIA) COMPANY LIMITED)
CBA INVESTMENTS (NO.4) LIMITED
CBA IT CO PTY LIMITED
CBA MTE RAIL COMPANY PTY LIMITED
CBA NZ HOLDING LIMITED
CBA RAIL & TRAM COMPANY PTY LIMITED
CBA REAL ESTATE FUNDING (NZ) LIMITED
CBA SA HOLDINGS PROPRIETARY LIMITED
CBA SERVICES SINGAPORE PTE LTD
CBA SPECIALISED FINANCING PTY LIMITED
CBA STAFF COMMUNITY FUND LIMITED
CBA USD FUNDING LIMITED
CBA USD INVESTMENTS PTY LIMITED
CBFC LEASING PTY. LIMITED
CBFC LIMITED
CFS Newham Limited
CFSPAI EUROPE CO LIMITED (formerly known as CFSPAI MALTA CO LIMITED)
CFSPAI EUROPE HOLDCO LIMITED (formerly known as CFSPAI MALTA HOLDCO LIMITED)
CHRISTMAS BREAK PTY LTD
CHULLORA EQUITY INVESTMENT (NO 1) PTY

LIMITED
CHULLORA EQUITY INVESTMENT (NO 2) PTY LIMITED
CHULLORA EQUITY INVESTMENT (NO 3) PTY LIMITED
CIPL ARARAT PTY LTD
CIPL SA SCHOOLS PTY LTD
CISL (HAZELWOOD) PTY. LIMITED
CM-SOMERTON PTY. LTD.
CMG ASIA LIFE HOLDINGS LIMITED
CMG ASIA PTY LTD
COLLATERAL LEASING PTY LTD
Colonial (UK) Trustees Limited
COLONIAL FIRST STATE ASSET MANAGEMENT (AUSTRALIA) LIMITED
COLONIAL FIRST STATE GROUP LIMITED
COLONIAL FIRST STATE INFRASTRUCTURE HOLDINGS LIMITED
COLONIAL FIRST STATE INFRASTRUCTURE MANAGERS (AUSTRALIA) PTY LTD
Colonial First State Investment Managers (UK) Limited
COLONIAL FIRST STATE INVESTMENTS (NZ) LIMITED (PENDING DEREGISTRATION)
COLONIAL FIRST STATE INVESTMENTS LIMITED
COLONIAL FIRST STATE MANAGED INFRASTRUCTURE LIMITED
COLONIAL HOLDING COMPANY LIMITED
COLONIAL MUTUAL SUPERANNUATION PTY. LTD.
COLONIAL SERVICES PTY LIMITED
COMMBANK EUROPE LIMITED
COMMBANK MANAGEMENT CONSULTING (SHANGHAI) COMPANY LIMITED
COMMFUNDATION PTY LIMITED
COMMINTERNATIONAL LIMITED
COMMONWEALTH AUSTRALIA SECURITIES LLC
COMMONWEALTH BANK OF AUSTRALIA
COMMONWEALTH BANK OF AUSTRALIA (CHENG'AN) COUNTY BANK CO. LTD.
COMMONWEALTH BANK OF AUSTRALIA (CIXIAN) COUNTY BANK CO. LTD
COMMONWEALTH BANK OF AUSTRALIA (DENG FENG) COUNTY BANK CO. LTD
COMMONWEALTH BANK OF AUSTRALIA (HANDANXIAN) COUNTY BANK CO. LTD.
COMMONWEALTH BANK OF AUSTRALIA (JIYUAN) COUNTY BANK CO. LTD
COMMONWEALTH BANK OF AUSTRALIA (LANKAO) COUNTY BANK CO. LTD
COMMONWEALTH BANK OF AUSTRALIA (LUANCHENG) COUNTY BANK CO. LTD
COMMONWEALTH BANK OF AUSTRALIA (MIANCHI) COUNTY BANK CO. LTD
COMMONWEALTH BANK OF AUSTRALIA (SHEXIAN) COUNTY BANK CO. LTD
COMMONWEALTH BANK OF AUSTRALIA (UK) STAFF BENEFITS SCHEME TRUSTEE COMPANY LIMITED
COMMONWEALTH BANK OF AUSTRALIA (WEIXIAN) COUNTY BANK CO. LTD.
COMMONWEALTH BANK OF AUSTRALIA (WENXIAN) COUNTY BANK CO. LTD

COMMONWEALTH BANK OF AUSTRALIA (XINJI) COUNTY BANK CO. LTD
COMMONWEALTH BANK OF AUSTRALIA (YICHUAN) COUNTY BANK CO. LTD
COMMONWEALTH BANK OF AUSTRALIA (YONGCHENG) COUNTY BANK CO. LTD
COMMONWEALTH BANK OF AUSTRALIA (YONGNIAN) COUNTY BANK CO. LTD
COMMONWEALTH BANK OFFICERS
SUPERANNUATION CORPORATION PTY LIMITED
Commonwealth Custodial Services Pty Ltd
COMMONWEALTH DEVELOPMENT BANK OF AUSTRALIA PTY LIMITED
COMMONWEALTH FINANCIAL PLANNING LIMITED
COMMONWEALTH INSURANCE HOLDINGS LIMITED
COMMONWEALTH INSURANCE LIMITED
COMMONWEALTH INVESTMENTS PTY LIMITED
COMMONWEALTH PRIVATE LIMITED
COMMONWEALTH SECURITIES LIMITED
COMMWEALTH INTERNATIONAL HOLDINGS PTY LIMITED
COMSEC NOMINEES PTY LIMITED
CORE EQUITY SERVICES NOMINEES PTY LIMITED
COUNT FINANCIAL LIMITED
CRYSTAL AVENUE PTY LIMITED
CTB AUSTRALIA LIMITED
ELLAS CONTAINER SHIP COMPANY 1 PTY LIMITED
ELLAS CONTAINER SHIP COMPANY 2 PTY LIMITED
EMERALD HOLDING COMPANY PTY LIMITED
EQUIGROUP HOLDINGS PTY LIMITED
FINANCIAL WISDOM LIMITED
FINCONNECT (AUSTRALIA) PTY LTD
FIRST STATE CINDA FUND MANAGEMENT COMPANY LIMITED
First State European Diversified Infrastructure Sarl
First State Funds Plc
First State Global Umbrella Fund Public Limited Company
FIRST STATE INFRASTRUCTURE MANAGERS (INTERNATIONAL) LIMITED
First State Infrastructure S.à r.l.
First State Investment Management (UK) Limited
FIRST STATE INVESTMENT MANAGERS (ASIA) LIMITED
First State Investment Services (UK) Limited
FIRST STATE INVESTMENTS (HONG KONG) LIMITED
FIRST STATE INVESTMENTS (JAPAN) LIMITED
FIRST STATE INVESTMENTS (NZ) LIMITED
FIRST STATE INVESTMENTS (SINGAPORE)
First State Investments (UK Holdings) Limited
First State Investments (UK) Limited
FIRST STATE INVESTMENTS (US) LLC
First State Investments Fund Management Sarl
First State Investments GIP Management Sarl
FIRST STATE INVESTMENTS HOLDINGS (SINGAPORE) LIMITED
First State Investments ICVC
First State Investments International Inc
First State Investments International Limited
FIRST STATE NOMINEES (HONG KONG) LIMITED

FSIB LTD (formerly known as FIRST STATE INVESTMENTS (BERMUDA) LIMITED)
 FSIC Limited (formerly known as First State Investments (Cayman) Limited)
 GT USD FUNDING PTY LIMITED
 HAZELWOOD INVESTMENT COMPANY PTY LIMITED
 HOMEPAATH PTY LIMITED
 INVERLOCH LEASING PTY LIMITED
 INVESTMENT CUSTODIAL SERVICES LIMITED
 INVESTOR SECURITIES PTY LTD (PENDING DEREGISTRATION)
 INVESTORWEB.COM. PTY LIMITED
 IWL BROKING SOLUTIONS LIMITED
 IWL LIMITED
 JACQUES MARTIN ADMINISTRATION AND CONSULTING PTY LTD
 JACQUES MARTIN PTY. LTD.
 LOFT NO 1 PTY LIMITED
 LOFT NO 2 PTY LIMITED
 LOFT NO.3 PTY LIMITED
 MIS FUNDING NO.1 PTY LIMITED
 MORTGAGE HOLDING TRUST COMPANY LIMITED
 MTE DEBT VEHICLE PTY LTD
 MTE LESSOR 1 PTY LTD
 MTE LESSOR 2 PTY LTD
 MTE LESSOR 3 PTY LTD
 MTE LESSOR 4 PTY LTD
 MTE LESSOR 5 PTY LTD
 MTE NOMINEE PARTNER PTY LTD
 NETSHARE NOMINEES PTY LTD
 NEWPORT LIMITED
 NEWSHELF 1314 (PTY) LTD
 NEWSHELF 1315 (PTY) LTD
 NIMITZ NOMINEES PTY LIMITED
 ORE & OVERBURDEN PTY LIMITED
 PREFERRED CAPITAL LIMITED
 PREMIUM ALTERNATIVE INVESTMENTS PTY LIMITED
 PREMIUM CUSTODY SERVICES PTY LTD
 PREMIUM PLANTATIONS PTY LIMITED
 PREMIUM PLANTATIONS SERVICES PTY LTD
 PT BANK COMMONWEALTH
 PT COMMONWEALTH LIFE
 PT FIRST STATE INVESTMENTS INDONESIA QILU BANK CO. LTD.
 REALINDEX INVESTMENTS PTY LIMITED
 RELIANCE ACHIEVER PTY LIMITED
 RESIDENTIAL MORTGAGE GROUP PTY LTD
 ROCK & RUBBLE (DEBT VEHICLE) PTY LIMITED
 ROCK & RUBBLE (EXISTING) PTY LIMITED
 ROCK & RUBBLE (NEW) PTY LIMITED
 SAF MINING NO.2 PTY LIMITED
 SAF Mining No1 Pty Limited
 SAFE NO1 PTY LTD
 SAFE NO17 PTY LIMITED (PENDING DEREGISTRATION)
 SAFE NO2 PTY LTD
 SAFE NO3 PTY LTD
 SAFE NO4 PTY LIMITED
 SAFE NO9 PTY LIMITED
 SAFE USD HOLDINGS PTY LTD
 SBN NOMINEES PTY. LIMITED
 SECURITISATION ADVISORY SERVICES PTY. LIMITED
 SECURITISATION MANAGEMENT SERVICES LIMITED
 SECURITY HOLDING INVESTMENT ENTITY LINKING DEALS LIMITED
 SENBARY PTY LIMITED
 SHARE DIRECT NOMINEES PTY LIMITED
 SHARE INVESTMENTS PTY LIMITED
 SI Holdings Limited
 SIF RAILWAY NO.1 PTY LIMITED (IN LIQUIDATION)
 SIF RAILWAY NO.2 PTY LIMITED (IN LIQUIDATION)
 SOVEREIGN ASSURANCE COMPANY LIMITED
 SOVEREIGN SERVICES LIMITED
 SOVEREIGN SUPERANNUATION FUNDS LIMITED
 SOVEREIGN SUPERANNUATION TRUSTEES LIMITED
 ST ANDREW'S AUSTRALIA PTY LTD
 STATE NOMINEES LTD
 SWAN SECURITISATION FINANCE PTY LIMITED (IN LIQUIDATION)
 SWAN SECURITISATION INVESTMENTS PTY LTD (IN LIQUIDATION)
 T.W. CUSTODIANS LIMITED
 TANKSTREAM RAIL (BY - 1) PTY LIMITED
 TANKSTREAM RAIL (BY - 2) PTY LIMITED
 TANKSTREAM RAIL (BY - 3) PTY LIMITED
 TANKSTREAM RAIL (BY - 4) PTY LIMITED
 TANKSTREAM RAIL (SW - 1) PTY LIMITED
 TANKSTREAM RAIL (SW - 2) PTY LIMITED
 TANKSTREAM RAIL (SW - 3) PTY LIMITED
 TANKSTREAM RAIL (SW - 4) PTY LIMITED
 TANKSTREAM RAIL (VICTORIA) PTY LIMITED
 THE COLONIAL MUTUAL LIFE ASSURANCE SOCIETY LIMITED
 TOTAL KEEN INVESTMENT LIMITED
 TYME CAPITAL PROPRIETARY LIMITED
 TYME INFIELD PROPRIETARY LIMITED (formerly know as EDGE FIELD MARKETING PROPRIETARY LTD)
 TYME INTELLECTUAL PROPERTIES PROPRIETARY LIMITED
 TYME INVESTMENTS PROPRIETARY LIMITED
 TYME TECHNICAL SOLUTIONS PROPRIETARY LIMITED
 VATOSCAN PROPRIETARY LIMITED
 VH-VZF PTY LTD
 VH-VZG PTY LTD
 VH-VZH PTY LTD
 VIETNAM INTERNATIONAL BANK (VIETNAM INTERNATIONAL COMMERCIAL JOINT STOCK BANK)
 VIPRO PTY LIMITED
 WESTSIDE PROPERTIES LIMITED

Annexure BThis is annexure B referred to in Form 603, Notice of initial substantial holder dated **04/05/2016**


Carla Collingwood Company Secretary Dated the 6 May 2016

| Holder of relevant interest | Date of acquisition | Consideration Cash | Consideration Non-Cash | Class and number of securities |
|--|----------------------------|--------------------|------------------------|--------------------------------|
| ASB Group Investments Limited Company Number 533945 | Thursday, 1 October 2015 | 25,137.84 | | 4,604 Ordinary Shares |
| ASB Group Investments Limited Company Number 533945 | Thursday, 31 December 2015 | 14,700.24 | | 2,185 Ordinary Shares |
| ASB Group Investments Limited Company Number 533945 | Wednesday, 6 January 2016 | 12,855.89 | | 1,987 Ordinary Shares |
| ASB Group Investments Limited Company Number 533945 | Monday, 29 February 2016 | 21,131.08 | | 3,236 Ordinary Shares |
| ASB Group Investments Limited Company Number 533945 | Thursday, 31 March 2016 | 41,498.24 | | 6,608 Ordinary Shares |
| Avanteos Investments Limited ACN 096 259 979 | Tuesday, 29 September 2015 | 10,017.84 | | 1,876 Ordinary Shares |
| Avanteos Investments Limited ACN 096 259 979 | Tuesday, 6 October 2015 | 3,558.50 | | 647 Ordinary Shares |
| Avanteos Investments Limited ACN 096 259 979 | Wednesday, 7 October 2015 | 7,015.26 | | 1,295 Ordinary Shares |
| Avanteos Investments Limited ACN 096 259 979 | Wednesday, 14 October 2015 | 4,790.55 | | 879 Ordinary Shares |
| Avanteos Investments Limited ACN 096 259 979 | Wednesday, 21 October 2015 | 9,960.92 | | 1,798 Ordinary Shares |

| | | | | |
|--|----------------------------|-----------|--|-----------------------|
| Avanteos Investments Limited ACN 096 259 979 | Wednesday, 28 October 2015 | 2,419.24 | | 409 Ordinary Shares |
| Avanteos Investments Limited ACN 096 259 979 | Thursday, 12 November 2015 | 5,010.72 | | 858 Ordinary Shares |
| Avanteos Investments Limited ACN 096 259 979 | Friday, 13 November 2015 | 7,952.88 | | 1,303 Ordinary Shares |
| Avanteos Investments Limited ACN 096 259 979 | Monday, 16 November 2015 | 9,856.00 | | 1,600 Ordinary Shares |
| Avanteos Investments Limited ACN 096 259 979 | Friday, 27 November 2015 | 10,794.56 | | 1,708 Ordinary Shares |
| Avanteos Investments Limited ACN 096 259 979 | Wednesday, 2 December 2015 | 12,636.50 | | 1,990 Ordinary Shares |
| Avanteos Investments Limited ACN 096 259 979 | Thursday, 3 December 2015 | 10,013.97 | | 1,587 Ordinary Shares |
| Avanteos Investments Limited ACN 096 259 979 | Wednesday, 9 December 2015 | 2,791.01 | | 440 Ordinary Shares |
| Avanteos Investments Limited ACN 096 259 979 | Wednesday, 9 December 2015 | 666.04 | | 105 Ordinary Shares |
| Avanteos Investments Limited ACN 096 259 979 | Wednesday, 9 December 2015 | 545.52 | | 86 Ordinary Shares |
| Avanteos Investments Limited ACN 096 259 979 | Wednesday, 9 December 2015 | 2,378.70 | | 375 Ordinary Shares |
| Avanteos Investments Limited ACN 096 259 979 | Wednesday, 9 December 2015 | 653.35 | | 103 Ordinary Shares |
| Avanteos Investments Limited ACN 096 259 979 | Wednesday, 9 December 2015 | 1,408.19 | | 222 Ordinary Shares |
| Avanteos Investments Limited ACN 096 259 979 | Wednesday, 9 December 2015 | 1,059.31 | | 167 Ordinary Shares |

| | | | | |
|--|----------------------------|----------|--|---------------------|
| Avanteos Investments Limited ACN 096 259 979 | Wednesday, 9 December 2015 | 2,404.07 | | 379 Ordinary Shares |
| Avanteos Investments Limited ACN 096 259 979 | Wednesday, 9 December 2015 | 2,518.25 | | 397 Ordinary Shares |
| Avanteos Investments Limited ACN 096 259 979 | Wednesday, 9 December 2015 | 2,518.25 | | 397 Ordinary Shares |
| Avanteos Investments Limited ACN 096 259 979 | Wednesday, 9 December 2015 | 2,042.51 | | 322 Ordinary Shares |
| Avanteos Investments Limited ACN 096 259 979 | Wednesday, 9 December 2015 | 2,898.84 | | 457 Ordinary Shares |
| Avanteos Investments Limited ACN 096 259 979 | Wednesday, 9 December 2015 | 1,915.65 | | 302 Ordinary Shares |
| Avanteos Investments Limited ACN 096 259 979 | Wednesday, 9 December 2015 | 2,867.13 | | 452 Ordinary Shares |
| Avanteos Investments Limited ACN 096 259 979 | Wednesday, 9 December 2015 | 1,255.95 | | 198 Ordinary Shares |
| Avanteos Investments Limited ACN 096 259 979 | Thursday, 10 December 2015 | 918.95 | | 145 Ordinary Shares |
| Avanteos Investments Limited ACN 096 259 979 | Thursday, 10 December 2015 | 2,104.08 | | 332 Ordinary Shares |
| Avanteos Investments Limited ACN 096 259 979 | Thursday, 10 December 2015 | 3,967.34 | | 626 Ordinary Shares |
| Avanteos Investments Limited ACN 096 259 979 | Thursday, 10 December 2015 | 1,983.67 | | 313 Ordinary Shares |
| Avanteos Investments Limited ACN 096 259 979 | Thursday, 10 December 2015 | 684.46 | | 108 Ordinary Shares |
| Avanteos Investments Limited ACN 096 259 979 | Thursday, 10 December 2015 | 1,698.48 | | 268 Ordinary Shares |

| | | | | |
|--|----------------------------|----------|--|-----------------------|
| Avanteos Investments Limited ACN 096 259 979 | Thursday, 10 December 2015 | 836.56 | | 132 Ordinary Shares |
| Avanteos Investments Limited ACN 096 259 979 | Thursday, 10 December 2015 | 7,953.69 | | 1,255 Ordinary Shares |
| Avanteos Investments Limited ACN 096 259 979 | Thursday, 10 December 2015 | 3,339.92 | | 527 Ordinary Shares |
| Avanteos Investments Limited ACN 096 259 979 | Thursday, 10 December 2015 | 899.94 | | 142 Ordinary Shares |
| Avanteos Investments Limited ACN 096 259 979 | Thursday, 10 December 2015 | 836.56 | | 132 Ordinary Shares |
| Avanteos Investments Limited ACN 096 259 979 | Thursday, 10 December 2015 | 3,213.16 | | 507 Ordinary Shares |
| Avanteos Investments Limited ACN 096 259 979 | Thursday, 10 December 2015 | 2,205.48 | | 348 Ordinary Shares |
| Avanteos Investments Limited ACN 096 259 979 | Thursday, 10 December 2015 | 1,584.40 | | 250 Ordinary Shares |
| Avanteos Investments Limited ACN 096 259 979 | Thursday, 10 December 2015 | 3,821.57 | | 603 Ordinary Shares |
| Avanteos Investments Limited ACN 096 259 979 | Thursday, 10 December 2015 | 1,121.76 | | 177 Ordinary Shares |
| Avanteos Investments Limited ACN 096 259 979 | Thursday, 10 December 2015 | 2,243.51 | | 354 Ordinary Shares |
| Avanteos Investments Limited ACN 096 259 979 | Thursday, 10 December 2015 | 3,295.55 | | 520 Ordinary Shares |
| Avanteos Investments Limited ACN 096 259 979 | Thursday, 10 December 2015 | 697.14 | | 110 Ordinary Shares |
| Avanteos Investments Limited ACN 096 259 979 | Thursday, 10 December 2015 | 2,040.71 | | 322 Ordinary Shares |

| | | | | |
|--|----------------------------|----------|--|-----------------------|
| Avanteos Investments Limited ACN 096 259 979 | Thursday, 10 December 2015 | 1,064.72 | | 168 Ordinary Shares |
| Avanteos Investments Limited ACN 096 259 979 | Thursday, 10 December 2015 | 5,044.73 | | 796 Ordinary Shares |
| Avanteos Investments Limited ACN 096 259 979 | Thursday, 10 December 2015 | 5,209.51 | | 822 Ordinary Shares |
| Avanteos Investments Limited ACN 096 259 979 | Thursday, 10 December 2015 | 8,993.05 | | 1,419 Ordinary Shares |
| Avanteos Investments Limited ACN 096 259 979 | Thursday, 10 December 2015 | 1,343.57 | | 212 Ordinary Shares |
| Avanteos Investments Limited ACN 096 259 979 | Thursday, 10 December 2015 | 1,438.64 | | 227 Ordinary Shares |
| Avanteos Investments Limited ACN 096 259 979 | Thursday, 10 December 2015 | 3,124.44 | | 493 Ordinary Shares |
| Avanteos Investments Limited ACN 096 259 979 | Thursday, 10 December 2015 | 2,351.25 | | 371 Ordinary Shares |
| Avanteos Investments Limited ACN 096 259 979 | Thursday, 10 December 2015 | 7,934.68 | | 1,252 Ordinary Shares |
| Avanteos Investments Limited ACN 096 259 979 | Thursday, 10 December 2015 | 2,516.03 | | 397 Ordinary Shares |
| Avanteos Investments Limited ACN 096 259 979 | Thursday, 10 December 2015 | 1,609.75 | | 254 Ordinary Shares |
| Avanteos Investments Limited ACN 096 259 979 | Thursday, 10 December 2015 | 4,303.23 | | 679 Ordinary Shares |
| Avanteos Investments Limited ACN 096 259 979 | Thursday, 10 December 2015 | 3,523.71 | | 556 Ordinary Shares |
| Avanteos Investments Limited ACN 096 259 979 | Thursday, 10 December 2015 | 1,356.25 | | 214 Ordinary Shares |

| | | | | |
|--|----------------------------|----------|--|-----------------------|
| Avanteos Investments Limited ACN 096 259 979 | Thursday, 10 December 2015 | 2,028.03 | | 320 Ordinary Shares |
| Avanteos Investments Limited ACN 096 259 979 | Thursday, 10 December 2015 | 1,267.52 | | 200 Ordinary Shares |
| Avanteos Investments Limited ACN 096 259 979 | Thursday, 10 December 2015 | 1,375.26 | | 217 Ordinary Shares |
| Avanteos Investments Limited ACN 096 259 979 | Thursday, 10 December 2015 | 9,658.50 | | 1,524 Ordinary Shares |
| Avanteos Investments Limited ACN 096 259 979 | Thursday, 10 December 2015 | 728.82 | | 115 Ordinary Shares |
| Avanteos Investments Limited ACN 096 259 979 | Thursday, 10 December 2015 | 2,211.82 | | 349 Ordinary Shares |
| Avanteos Investments Limited ACN 096 259 979 | Thursday, 10 December 2015 | 2,573.07 | | 406 Ordinary Shares |
| Avanteos Investments Limited ACN 096 259 979 | Thursday, 10 December 2015 | 1,533.70 | | 242 Ordinary Shares |
| Avanteos Investments Limited ACN 096 259 979 | Thursday, 10 December 2015 | 7,066.42 | | 1,115 Ordinary Shares |
| Avanteos Investments Limited ACN 096 259 979 | Thursday, 10 December 2015 | 2,839.24 | | 448 Ordinary Shares |
| Avanteos Investments Limited ACN 096 259 979 | Thursday, 10 December 2015 | 595.73 | | 94 Ordinary Shares |
| Avanteos Investments Limited ACN 096 259 979 | Thursday, 10 December 2015 | 2,313.22 | | 365 Ordinary Shares |
| Avanteos Investments Limited ACN 096 259 979 | Thursday, 10 December 2015 | 4,468.01 | | 705 Ordinary Shares |
| Avanteos Investments Limited ACN 096 259 979 | Thursday, 10 December 2015 | 5,089.09 | | 803 Ordinary Shares |

| | | | | |
|--|----------------------------|----------|--|-----------------------|
| Avanteos Investments Limited ACN 096 259 979 | Thursday, 10 December 2015 | 690.80 | | 109 Ordinary Shares |
| Avanteos Investments Limited ACN 096 259 979 | Thursday, 10 December 2015 | 4,258.87 | | 672 Ordinary Shares |
| Avanteos Investments Limited ACN 096 259 979 | Thursday, 10 December 2015 | 4,544.06 | | 717 Ordinary Shares |
| Avanteos Investments Limited ACN 096 259 979 | Thursday, 10 December 2015 | 2,205.48 | | 348 Ordinary Shares |
| Avanteos Investments Limited ACN 096 259 979 | Thursday, 10 December 2015 | 2,883.61 | | 455 Ordinary Shares |
| Avanteos Investments Limited ACN 096 259 979 | Thursday, 10 December 2015 | 1,907.62 | | 301 Ordinary Shares |
| Avanteos Investments Limited ACN 096 259 979 | Thursday, 10 December 2015 | 4,303.23 | | 679 Ordinary Shares |
| Avanteos Investments Limited ACN 096 259 979 | Thursday, 10 December 2015 | 1,768.19 | | 279 Ordinary Shares |
| Avanteos Investments Limited ACN 096 259 979 | Thursday, 10 December 2015 | 2,433.64 | | 384 Ordinary Shares |
| Avanteos Investments Limited ACN 096 259 979 | Thursday, 10 December 2015 | 2,294.21 | | 362 Ordinary Shares |
| Avanteos Investments Limited ACN 096 259 979 | Thursday, 10 December 2015 | 2,750.52 | | 434 Ordinary Shares |
| Avanteos Investments Limited ACN 096 259 979 | Thursday, 10 December 2015 | 3,232.18 | | 510 Ordinary Shares |
| Avanteos Investments Limited ACN 096 259 979 | Thursday, 10 December 2015 | 5,868.62 | | 926 Ordinary Shares |
| Avanteos Investments Limited ACN 096 259 979 | Thursday, 10 December 2015 | 8,238.88 | | 1,300 Ordinary Shares |

| | | | | |
|--|----------------------------|----------|--|-----------------------|
| Avanteos Investments Limited ACN 096 259 979 | Thursday, 10 December 2015 | 1,793.54 | | 283 Ordinary Shares |
| Avanteos Investments Limited ACN 096 259 979 | Thursday, 10 December 2015 | 1,609.75 | | 254 Ordinary Shares |
| Avanteos Investments Limited ACN 096 259 979 | Thursday, 10 December 2015 | 1,286.53 | | 203 Ordinary Shares |
| Avanteos Investments Limited ACN 096 259 979 | Thursday, 10 December 2015 | 4,220.84 | | 666 Ordinary Shares |
| Avanteos Investments Limited ACN 096 259 979 | Thursday, 10 December 2015 | 8,929.68 | | 1,409 Ordinary Shares |
| Avanteos Investments Limited ACN 096 259 979 | Thursday, 10 December 2015 | 1,083.73 | | 171 Ordinary Shares |
| Avanteos Investments Limited ACN 096 259 979 | Thursday, 10 December 2015 | 2,002.68 | | 316 Ordinary Shares |
| Avanteos Investments Limited ACN 096 259 979 | Thursday, 10 December 2015 | 5,279.22 | | 833 Ordinary Shares |
| Avanteos Investments Limited ACN 096 259 979 | Thursday, 10 December 2015 | 1,242.17 | | 196 Ordinary Shares |
| Avanteos Investments Limited ACN 096 259 979 | Thursday, 10 December 2015 | 2,262.52 | | 357 Ordinary Shares |
| Avanteos Investments Limited ACN 096 259 979 | Thursday, 10 December 2015 | 874.59 | | 138 Ordinary Shares |
| Avanteos Investments Limited ACN 096 259 979 | Thursday, 10 December 2015 | 3,770.87 | | 595 Ordinary Shares |
| Avanteos Investments Limited ACN 096 259 979 | Thursday, 10 December 2015 | 2,782.21 | | 439 Ordinary Shares |
| Avanteos Investments Limited ACN 096 259 979 | Thursday, 10 December 2015 | 3,282.88 | | 518 Ordinary Shares |

| | | | | |
|--|----------------------------|----------|--|-----------------------|
| Avanteos Investments Limited ACN 096 259 979 | Thursday, 10 December 2015 | 3,168.80 | | 500 Ordinary Shares |
| Avanteos Investments Limited ACN 096 259 979 | Thursday, 10 December 2015 | 2,154.78 | | 340 Ordinary Shares |
| Avanteos Investments Limited ACN 096 259 979 | Thursday, 10 December 2015 | 2,205.48 | | 348 Ordinary Shares |
| Avanteos Investments Limited ACN 096 259 979 | Thursday, 10 December 2015 | 1,711.15 | | 270 Ordinary Shares |
| Avanteos Investments Limited ACN 096 259 979 | Thursday, 10 December 2015 | 2,313.22 | | 365 Ordinary Shares |
| Avanteos Investments Limited ACN 096 259 979 | Thursday, 10 December 2015 | 2,661.79 | | 420 Ordinary Shares |
| Avanteos Investments Limited ACN 096 259 979 | Thursday, 10 December 2015 | 1,235.83 | | 195 Ordinary Shares |
| Avanteos Investments Limited ACN 096 259 979 | Thursday, 10 December 2015 | 1,635.10 | | 258 Ordinary Shares |
| Avanteos Investments Limited ACN 096 259 979 | Thursday, 10 December 2015 | 2,091.41 | | 330 Ordinary Shares |
| Avanteos Investments Limited ACN 096 259 979 | Thursday, 10 December 2015 | 2,579.40 | | 407 Ordinary Shares |
| Avanteos Investments Limited ACN 096 259 979 | Thursday, 10 December 2015 | 7,446.68 | | 1,175 Ordinary Shares |
| Avanteos Investments Limited ACN 096 259 979 | Thursday, 10 December 2015 | 2,325.90 | | 367 Ordinary Shares |
| Avanteos Investments Limited ACN 096 259 979 | Thursday, 10 December 2015 | 1,229.49 | | 194 Ordinary Shares |
| Avanteos Investments Limited ACN 096 259 979 | Thursday, 10 December 2015 | 1,413.28 | | 223 Ordinary Shares |

| | | | | |
|--|----------------------------|----------|--|---------------------|
| Avanteos Investments Limited ACN 096 259 979 | Thursday, 10 December 2015 | 5,786.23 | | 913 Ordinary Shares |
| Avanteos Investments Limited ACN 096 259 979 | Thursday, 10 December 2015 | 545.03 | | 86 Ordinary Shares |
| Avanteos Investments Limited ACN 096 259 979 | Thursday, 10 December 2015 | 2,199.15 | | 347 Ordinary Shares |
| Avanteos Investments Limited ACN 096 259 979 | Thursday, 10 December 2015 | 564.05 | | 89 Ordinary Shares |
| Avanteos Investments Limited ACN 096 259 979 | Thursday, 10 December 2015 | 1,711.15 | | 270 Ordinary Shares |
| Avanteos Investments Limited ACN 096 259 979 | Thursday, 10 December 2015 | 2,167.46 | | 342 Ordinary Shares |
| Avanteos Investments Limited ACN 096 259 979 | Thursday, 10 December 2015 | 1,121.76 | | 177 Ordinary Shares |
| Avanteos Investments Limited ACN 096 259 979 | Thursday, 10 December 2015 | 2,142.11 | | 338 Ordinary Shares |
| Avanteos Investments Limited ACN 096 259 979 | Thursday, 10 December 2015 | 1,001.34 | | 158 Ordinary Shares |
| Avanteos Investments Limited ACN 096 259 979 | Thursday, 10 December 2015 | 1,400.61 | | 221 Ordinary Shares |
| Avanteos Investments Limited ACN 096 259 979 | Thursday, 10 December 2015 | 1,191.47 | | 188 Ordinary Shares |
| Avanteos Investments Limited ACN 096 259 979 | Thursday, 10 December 2015 | 3,783.55 | | 597 Ordinary Shares |
| Avanteos Investments Limited ACN 096 259 979 | Thursday, 10 December 2015 | 2,490.68 | | 393 Ordinary Shares |
| Avanteos Investments Limited ACN 096 259 979 | Thursday, 10 December 2015 | 2,433.64 | | 384 Ordinary Shares |

| | | | | |
|--|----------------------------|----------|--|---------------------|
| Avanteos Investments Limited ACN 096 259 979 | Thursday, 10 December 2015 | 3,447.65 | | 544 Ordinary Shares |
| Avanteos Investments Limited ACN 096 259 979 | Thursday, 10 December 2015 | 1,039.37 | | 164 Ordinary Shares |
| Avanteos Investments Limited ACN 096 259 979 | Thursday, 10 December 2015 | 3,853.26 | | 608 Ordinary Shares |
| Avanteos Investments Limited ACN 096 259 979 | Thursday, 10 December 2015 | 804.88 | | 127 Ordinary Shares |
| Avanteos Investments Limited ACN 096 259 979 | Thursday, 10 December 2015 | 1,679.46 | | 265 Ordinary Shares |
| Avanteos Investments Limited ACN 096 259 979 | Thursday, 10 December 2015 | 3,599.76 | | 568 Ordinary Shares |
| Avanteos Investments Limited ACN 096 259 979 | Thursday, 10 December 2015 | 5,291.90 | | 835 Ordinary Shares |
| Avanteos Investments Limited ACN 096 259 979 | Thursday, 10 December 2015 | 2,604.75 | | 411 Ordinary Shares |
| Avanteos Investments Limited ACN 096 259 979 | Thursday, 10 December 2015 | 684.46 | | 108 Ordinary Shares |
| Avanteos Investments Limited ACN 096 259 979 | Thursday, 10 December 2015 | 2,649.12 | | 418 Ordinary Shares |
| Avanteos Investments Limited ACN 096 259 979 | Thursday, 10 December 2015 | 1,444.97 | | 228 Ordinary Shares |
| Avanteos Investments Limited ACN 096 259 979 | Thursday, 10 December 2015 | 1,273.86 | | 201 Ordinary Shares |
| Avanteos Investments Limited ACN 096 259 979 | Thursday, 10 December 2015 | 2,566.73 | | 405 Ordinary Shares |
| Avanteos Investments Limited ACN 096 259 979 | Thursday, 10 December 2015 | 1,438.64 | | 227 Ordinary Shares |

| | | | | |
|--|----------------------------|----------|--|---------------------|
| Avanteos Investments Limited ACN 096 259 979 | Thursday, 10 December 2015 | 1,508.35 | | 238 Ordinary Shares |
| Avanteos Investments Limited ACN 096 259 979 | Thursday, 10 December 2015 | 2,097.75 | | 331 Ordinary Shares |
| Avanteos Investments Limited ACN 096 259 979 | Thursday, 10 December 2015 | 3,244.85 | | 512 Ordinary Shares |
| Avanteos Investments Limited ACN 096 259 979 | Thursday, 10 December 2015 | 4,011.70 | | 633 Ordinary Shares |
| Avanteos Investments Limited ACN 096 259 979 | Thursday, 10 December 2015 | 1,977.33 | | 312 Ordinary Shares |
| Avanteos Investments Limited ACN 096 259 979 | Thursday, 10 December 2015 | 728.82 | | 115 Ordinary Shares |
| Avanteos Investments Limited ACN 096 259 979 | Thursday, 10 December 2015 | 551.37 | | 87 Ordinary Shares |
| Avanteos Investments Limited ACN 096 259 979 | Thursday, 10 December 2015 | 1,698.48 | | 268 Ordinary Shares |
| Avanteos Investments Limited ACN 096 259 979 | Thursday, 10 December 2015 | 836.56 | | 132 Ordinary Shares |
| Avanteos Investments Limited ACN 096 259 979 | Thursday, 10 December 2015 | 1,444.97 | | 228 Ordinary Shares |
| Avanteos Investments Limited ACN 096 259 979 | Thursday, 10 December 2015 | 3,187.81 | | 503 Ordinary Shares |
| Avanteos Investments Limited ACN 096 259 979 | Thursday, 10 December 2015 | 1,064.72 | | 168 Ordinary Shares |
| Avanteos Investments Limited ACN 096 259 979 | Thursday, 10 December 2015 | 1,825.23 | | 288 Ordinary Shares |
| Avanteos Investments Limited ACN 096 259 979 | Thursday, 10 December 2015 | 2,718.83 | | 429 Ordinary Shares |

| | | | | |
|--|----------------------------|----------|--|---------------------|
| Avanteos Investments Limited ACN 096 259 979 | Thursday, 10 December 2015 | 709.81 | | 112 Ordinary Shares |
| Avanteos Investments Limited ACN 096 259 979 | Thursday, 10 December 2015 | 1,603.41 | | 253 Ordinary Shares |
| Avanteos Investments Limited ACN 096 259 979 | Thursday, 10 December 2015 | 3,694.82 | | 583 Ordinary Shares |
| Avanteos Investments Limited ACN 096 259 979 | Thursday, 10 December 2015 | 3,219.50 | | 508 Ordinary Shares |
| Avanteos Investments Limited ACN 096 259 979 | Thursday, 10 December 2015 | 1,362.58 | | 215 Ordinary Shares |
| Avanteos Investments Limited ACN 096 259 979 | Thursday, 10 December 2015 | 2,851.92 | | 450 Ordinary Shares |
| Avanteos Investments Limited ACN 096 259 979 | Thursday, 10 December 2015 | 2,712.49 | | 428 Ordinary Shares |
| Avanteos Investments Limited ACN 096 259 979 | Thursday, 10 December 2015 | 1,660.45 | | 262 Ordinary Shares |
| Avanteos Investments Limited ACN 096 259 979 | Thursday, 10 December 2015 | 2,135.77 | | 337 Ordinary Shares |
| Avanteos Investments Limited ACN 096 259 979 | Thursday, 10 December 2015 | 4,696.16 | | 741 Ordinary Shares |
| Avanteos Investments Limited ACN 096 259 979 | Thursday, 10 December 2015 | 1,793.54 | | 283 Ordinary Shares |
| Avanteos Investments Limited ACN 096 259 979 | Thursday, 10 December 2015 | 899.94 | | 142 Ordinary Shares |
| Avanteos Investments Limited ACN 096 259 979 | Thursday, 10 December 2015 | 659.11 | | 104 Ordinary Shares |
| Avanteos Investments Limited ACN 096 259 979 | Thursday, 10 December 2015 | 1,033.03 | | 163 Ordinary Shares |

| | | | | |
|--|----------------------------|----------|--|---------------------|
| Avanteos Investments Limited ACN 096 259 979 | Thursday, 10 December 2015 | 2,427.30 | | 383 Ordinary Shares |
| Avanteos Investments Limited ACN 096 259 979 | Thursday, 10 December 2015 | 1,438.64 | | 227 Ordinary Shares |
| Avanteos Investments Limited ACN 096 259 979 | Thursday, 10 December 2015 | 1,647.78 | | 260 Ordinary Shares |
| Avanteos Investments Limited ACN 096 259 979 | Thursday, 10 December 2015 | 2,655.45 | | 419 Ordinary Shares |
| Avanteos Investments Limited ACN 096 259 979 | Thursday, 10 December 2015 | 3,061.06 | | 483 Ordinary Shares |
| Avanteos Investments Limited ACN 096 259 979 | Thursday, 10 December 2015 | 944.30 | | 149 Ordinary Shares |
| Avanteos Investments Limited ACN 096 259 979 | Thursday, 10 December 2015 | 2,268.86 | | 358 Ordinary Shares |
| Avanteos Investments Limited ACN 096 259 979 | Thursday, 10 December 2015 | 5,310.91 | | 838 Ordinary Shares |
| Avanteos Investments Limited ACN 096 259 979 | Thursday, 10 December 2015 | 1,489.34 | | 235 Ordinary Shares |
| Avanteos Investments Limited ACN 096 259 979 | Thursday, 10 December 2015 | 1,406.95 | | 222 Ordinary Shares |
| Avanteos Investments Limited ACN 096 259 979 | Friday, 11 December 2015 | 1,119.53 | | 177 Ordinary Shares |
| Avanteos Investments Limited ACN 096 259 979 | Friday, 11 December 2015 | 2,726.08 | | 431 Ordinary Shares |
| Avanteos Investments Limited ACN 096 259 979 | Friday, 11 December 2015 | 1,378.85 | | 218 Ordinary Shares |
| Avanteos Investments Limited ACN 096 259 979 | Friday, 11 December 2015 | 2,624.88 | | 415 Ordinary Shares |

| | | | | |
|--|--------------------------|----------|--|-----------------------|
| Avanteos Investments Limited ACN 096 259 979 | Friday, 11 December 2015 | 1,258.68 | | 199 Ordinary Shares |
| Avanteos Investments Limited ACN 096 259 979 | Friday, 11 December 2015 | 3,946.80 | | 624 Ordinary Shares |
| Avanteos Investments Limited ACN 096 259 979 | Friday, 11 December 2015 | 4,313.65 | | 682 Ordinary Shares |
| Avanteos Investments Limited ACN 096 259 979 | Friday, 11 December 2015 | 1,973.40 | | 312 Ordinary Shares |
| Avanteos Investments Limited ACN 096 259 979 | Friday, 11 December 2015 | 1,423.13 | | 225 Ordinary Shares |
| Avanteos Investments Limited ACN 096 259 979 | Friday, 11 December 2015 | 2,979.08 | | 471 Ordinary Shares |
| Avanteos Investments Limited ACN 096 259 979 | Friday, 11 December 2015 | 1,657.15 | | 262 Ordinary Shares |
| Avanteos Investments Limited ACN 096 259 979 | Friday, 11 December 2015 | 7,950.53 | | 1,257 Ordinary Shares |
| Avanteos Investments Limited ACN 096 259 979 | Friday, 11 December 2015 | 5,759.45 | | 907 Ordinary Shares |
| Avanteos Investments Limited ACN 096 259 979 | Friday, 11 December 2015 | 1,111.25 | | 175 Ordinary Shares |
| Avanteos Investments Limited ACN 096 259 979 | Friday, 11 December 2015 | 3,422.65 | | 539 Ordinary Shares |
| Avanteos Investments Limited ACN 096 259 979 | Friday, 11 December 2015 | 736.60 | | 116 Ordinary Shares |
| Avanteos Investments Limited ACN 096 259 979 | Friday, 11 December 2015 | 1,765.30 | | 278 Ordinary Shares |
| Avanteos Investments Limited ACN 096 259 979 | Friday, 11 December 2015 | 1,130.30 | | 178 Ordinary Shares |

| | | | | |
|--|--------------------------|----------|--|---------------------|
| Avanteos Investments Limited ACN 096 259 979 | Friday, 11 December 2015 | 2,051.05 | | 323 Ordinary Shares |
| Avanteos Investments Limited ACN 096 259 979 | Friday, 11 December 2015 | 3,105.15 | | 489 Ordinary Shares |
| Avanteos Investments Limited ACN 096 259 979 | Friday, 11 December 2015 | 3,479.80 | | 548 Ordinary Shares |
| Avanteos Investments Limited ACN 096 259 979 | Friday, 11 December 2015 | 3,289.30 | | 518 Ordinary Shares |
| Avanteos Investments Limited ACN 096 259 979 | Friday, 11 December 2015 | 1,333.50 | | 210 Ordinary Shares |
| Avanteos Investments Limited ACN 096 259 979 | Friday, 11 December 2015 | 3,422.65 | | 539 Ordinary Shares |
| Avanteos Investments Limited ACN 096 259 979 | Friday, 11 December 2015 | 3,365.50 | | 530 Ordinary Shares |
| Avanteos Investments Limited ACN 096 259 979 | Friday, 11 December 2015 | 1,682.75 | | 265 Ordinary Shares |
| Avanteos Investments Limited ACN 096 259 979 | Friday, 11 December 2015 | 1,314.45 | | 207 Ordinary Shares |
| Avanteos Investments Limited ACN 096 259 979 | Friday, 11 December 2015 | 3,441.70 | | 542 Ordinary Shares |
| Avanteos Investments Limited ACN 096 259 979 | Friday, 11 December 2015 | 2,540.00 | | 400 Ordinary Shares |
| Avanteos Investments Limited ACN 096 259 979 | Friday, 11 December 2015 | 1,035.05 | | 163 Ordinary Shares |
| Avanteos Investments Limited ACN 096 259 979 | Friday, 11 December 2015 | 3,213.10 | | 506 Ordinary Shares |
| Avanteos Investments Limited ACN 096 259 979 | Friday, 11 December 2015 | 5,537.20 | | 872 Ordinary Shares |

| | | | | |
|--|--------------------------|----------|--|-----------------------|
| Avanteos Investments Limited ACN 096 259 979 | Friday, 11 December 2015 | 1,282.70 | | 202 Ordinary Shares |
| Avanteos Investments Limited ACN 096 259 979 | Friday, 11 December 2015 | 2,641.60 | | 416 Ordinary Shares |
| Avanteos Investments Limited ACN 096 259 979 | Friday, 11 December 2015 | 1,435.10 | | 226 Ordinary Shares |
| Avanteos Investments Limited ACN 096 259 979 | Friday, 11 December 2015 | 1,289.05 | | 203 Ordinary Shares |
| Avanteos Investments Limited ACN 096 259 979 | Friday, 11 December 2015 | 2,660.65 | | 419 Ordinary Shares |
| Avanteos Investments Limited ACN 096 259 979 | Friday, 11 December 2015 | 673.10 | | 106 Ordinary Shares |
| Avanteos Investments Limited ACN 096 259 979 | Friday, 11 December 2015 | 2,216.15 | | 349 Ordinary Shares |
| Avanteos Investments Limited ACN 096 259 979 | Friday, 11 December 2015 | 1,231.90 | | 194 Ordinary Shares |
| Avanteos Investments Limited ACN 096 259 979 | Friday, 11 December 2015 | 1,263.65 | | 199 Ordinary Shares |
| Avanteos Investments Limited ACN 096 259 979 | Friday, 11 December 2015 | 2,578.10 | | 406 Ordinary Shares |
| Avanteos Investments Limited ACN 096 259 979 | Friday, 11 December 2015 | 2,063.75 | | 325 Ordinary Shares |
| Avanteos Investments Limited ACN 096 259 979 | Friday, 11 December 2015 | 2,552.70 | | 402 Ordinary Shares |
| Avanteos Investments Limited ACN 096 259 979 | Friday, 11 December 2015 | 1,270.00 | | 200 Ordinary Shares |
| Avanteos Investments Limited ACN 096 259 979 | Friday, 11 December 2015 | 6,407.15 | | 1,009 Ordinary Shares |

| | | | | |
|--|--------------------------|----------|--|-----------------------|
| Avanteos Investments Limited ACN 096 259 979 | Friday, 11 December 2015 | 2,889.25 | | 455 Ordinary Shares |
| Avanteos Investments Limited ACN 096 259 979 | Friday, 11 December 2015 | 4,654.55 | | 733 Ordinary Shares |
| Avanteos Investments Limited ACN 096 259 979 | Friday, 11 December 2015 | 1,123.95 | | 177 Ordinary Shares |
| Avanteos Investments Limited ACN 096 259 979 | Friday, 11 December 2015 | 4,095.75 | | 645 Ordinary Shares |
| Avanteos Investments Limited ACN 096 259 979 | Friday, 11 December 2015 | 2,165.35 | | 341 Ordinary Shares |
| Avanteos Investments Limited ACN 096 259 979 | Friday, 11 December 2015 | 1,136.65 | | 179 Ordinary Shares |
| Avanteos Investments Limited ACN 096 259 979 | Friday, 11 December 2015 | 2,355.85 | | 371 Ordinary Shares |
| Avanteos Investments Limited ACN 096 259 979 | Friday, 11 December 2015 | 2,368.55 | | 373 Ordinary Shares |
| Avanteos Investments Limited ACN 096 259 979 | Friday, 11 December 2015 | 7,334.25 | | 1,155 Ordinary Shares |
| Avanteos Investments Limited ACN 096 259 979 | Friday, 11 December 2015 | 1,390.65 | | 219 Ordinary Shares |
| Avanteos Investments Limited ACN 096 259 979 | Friday, 11 December 2015 | 1,206.50 | | 190 Ordinary Shares |
| Avanteos Investments Limited ACN 096 259 979 | Friday, 11 December 2015 | 1,403.35 | | 221 Ordinary Shares |
| Avanteos Investments Limited ACN 096 259 979 | Friday, 11 December 2015 | 4,787.90 | | 754 Ordinary Shares |
| Avanteos Investments Limited ACN 096 259 979 | Friday, 11 December 2015 | 2,800.35 | | 441 Ordinary Shares |

| | | | | |
|--|--------------------------|----------|--|---------------------|
| Avanteos Investments Limited ACN 096 259 979 | Friday, 11 December 2015 | 1,581.15 | | 249 Ordinary Shares |
| Avanteos Investments Limited ACN 096 259 979 | Friday, 11 December 2015 | 2,349.50 | | 370 Ordinary Shares |
| Avanteos Investments Limited ACN 096 259 979 | Friday, 11 December 2015 | 1,670.05 | | 263 Ordinary Shares |
| Avanteos Investments Limited ACN 096 259 979 | Friday, 11 December 2015 | 2,870.20 | | 452 Ordinary Shares |
| Avanteos Investments Limited ACN 096 259 979 | Friday, 11 December 2015 | 1,733.55 | | 273 Ordinary Shares |
| Avanteos Investments Limited ACN 096 259 979 | Friday, 11 December 2015 | 4,648.20 | | 732 Ordinary Shares |
| Avanteos Investments Limited ACN 096 259 979 | Friday, 11 December 2015 | 1,619.25 | | 255 Ordinary Shares |
| Avanteos Investments Limited ACN 096 259 979 | Friday, 11 December 2015 | 1,682.75 | | 265 Ordinary Shares |
| Avanteos Investments Limited ACN 096 259 979 | Friday, 11 December 2015 | 3,155.95 | | 497 Ordinary Shares |
| Avanteos Investments Limited ACN 096 259 979 | Friday, 11 December 2015 | 2,705.10 | | 426 Ordinary Shares |
| Avanteos Investments Limited ACN 096 259 979 | Friday, 11 December 2015 | 2,986.11 | | 472 Ordinary Shares |
| Avanteos Investments Limited ACN 096 259 979 | Friday, 11 December 2015 | 2,821.62 | | 446 Ordinary Shares |
| Avanteos Investments Limited ACN 096 259 979 | Friday, 11 December 2015 | 556.73 | | 88 Ordinary Shares |
| Avanteos Investments Limited ACN 096 259 979 | Friday, 11 December 2015 | 5,162.55 | | 813 Ordinary Shares |

| | | | | |
|--|--------------------------|----------|--|---------------------|
| Avanteos Investments Limited ACN 096 259 979 | Friday, 11 December 2015 | 1,181.10 | | 186 Ordinary Shares |
| Avanteos Investments Limited ACN 096 259 979 | Friday, 11 December 2015 | 1,803.40 | | 284 Ordinary Shares |
| Avanteos Investments Limited ACN 096 259 979 | Friday, 11 December 2015 | 234.95 | | 37 Ordinary Shares |
| Avanteos Investments Limited ACN 096 259 979 | Friday, 11 December 2015 | 1,530.35 | | 241 Ordinary Shares |
| Avanteos Investments Limited ACN 096 259 979 | Friday, 11 December 2015 | 1,911.35 | | 301 Ordinary Shares |
| Avanteos Investments Limited ACN 096 259 979 | Friday, 11 December 2015 | 1,631.95 | | 257 Ordinary Shares |
| Avanteos Investments Limited ACN 096 259 979 | Friday, 11 December 2015 | 1,231.90 | | 194 Ordinary Shares |
| Avanteos Investments Limited ACN 096 259 979 | Friday, 11 December 2015 | 996.95 | | 157 Ordinary Shares |
| Avanteos Investments Limited ACN 096 259 979 | Friday, 11 December 2015 | 1,879.60 | | 296 Ordinary Shares |
| Avanteos Investments Limited ACN 096 259 979 | Friday, 11 December 2015 | 2,260.60 | | 356 Ordinary Shares |
| Avanteos Investments Limited ACN 096 259 979 | Friday, 11 December 2015 | 2,908.30 | | 458 Ordinary Shares |
| Avanteos Investments Limited ACN 096 259 979 | Friday, 11 December 2015 | 2,235.20 | | 352 Ordinary Shares |
| Avanteos Investments Limited ACN 096 259 979 | Friday, 11 December 2015 | 1,276.35 | | 201 Ordinary Shares |
| Avanteos Investments Limited ACN 096 259 979 | Friday, 11 December 2015 | 2,590.80 | | 408 Ordinary Shares |

| | | | | |
|--|--------------------------|----------|--|---------------------|
| Avanteos Investments Limited ACN 096 259 979 | Friday, 11 December 2015 | 1,651.00 | | 260 Ordinary Shares |
| Avanteos Investments Limited ACN 096 259 979 | Friday, 11 December 2015 | 2,169.99 | | 343 Ordinary Shares |
| Avanteos Investments Limited ACN 096 259 979 | Friday, 11 December 2015 | 1,164.08 | | 184 Ordinary Shares |
| Avanteos Investments Limited ACN 096 259 979 | Friday, 11 December 2015 | 1,803.40 | | 284 Ordinary Shares |
| Avanteos Investments Limited ACN 096 259 979 | Friday, 11 December 2015 | 1,181.10 | | 186 Ordinary Shares |
| Avanteos Investments Limited ACN 096 259 979 | Friday, 11 December 2015 | 234.95 | | 37 Ordinary Shares |
| Avanteos Investments Limited ACN 096 259 979 | Friday, 11 December 2015 | 1,911.35 | | 301 Ordinary Shares |
| Avanteos Investments Limited ACN 096 259 979 | Friday, 11 December 2015 | 1,530.35 | | 241 Ordinary Shares |
| Avanteos Investments Limited ACN 096 259 979 | Friday, 11 December 2015 | 1,631.95 | | 257 Ordinary Shares |
| Avanteos Investments Limited ACN 096 259 979 | Friday, 11 December 2015 | 1,231.90 | | 194 Ordinary Shares |
| Avanteos Investments Limited ACN 096 259 979 | Friday, 11 December 2015 | 996.95 | | 157 Ordinary Shares |
| Avanteos Investments Limited ACN 096 259 979 | Friday, 11 December 2015 | 1,879.60 | | 296 Ordinary Shares |
| Avanteos Investments Limited ACN 096 259 979 | Friday, 11 December 2015 | 1,276.35 | | 201 Ordinary Shares |
| Avanteos Investments Limited ACN 096 259 979 | Friday, 11 December 2015 | 2,260.60 | | 356 Ordinary Shares |

| | | | | |
|--|--------------------------|----------|--|---------------------|
| Avanteos Investments Limited ACN 096 259 979 | Friday, 11 December 2015 | 2,590.80 | | 408 Ordinary Shares |
| Avanteos Investments Limited ACN 096 259 979 | Friday, 11 December 2015 | 2,908.30 | | 458 Ordinary Shares |
| Avanteos Investments Limited ACN 096 259 979 | Friday, 11 December 2015 | 1,651.00 | | 260 Ordinary Shares |
| Avanteos Investments Limited ACN 096 259 979 | Friday, 11 December 2015 | 2,235.20 | | 352 Ordinary Shares |
| Avanteos Investments Limited ACN 096 259 979 | Friday, 11 December 2015 | 1,682.75 | | 265 Ordinary Shares |
| Avanteos Investments Limited ACN 096 259 979 | Friday, 11 December 2015 | 3,155.95 | | 497 Ordinary Shares |
| Avanteos Investments Limited ACN 096 259 979 | Friday, 11 December 2015 | 2,705.10 | | 426 Ordinary Shares |
| Avanteos Investments Limited ACN 096 259 979 | Friday, 11 December 2015 | 4,648.20 | | 732 Ordinary Shares |
| Avanteos Investments Limited ACN 096 259 979 | Friday, 11 December 2015 | 1,670.05 | | 263 Ordinary Shares |
| Avanteos Investments Limited ACN 096 259 979 | Friday, 11 December 2015 | 2,870.20 | | 452 Ordinary Shares |
| Avanteos Investments Limited ACN 096 259 979 | Friday, 11 December 2015 | 1,403.35 | | 221 Ordinary Shares |
| Avanteos Investments Limited ACN 096 259 979 | Friday, 11 December 2015 | 1,733.55 | | 273 Ordinary Shares |
| Avanteos Investments Limited ACN 096 259 979 | Friday, 11 December 2015 | 2,349.50 | | 370 Ordinary Shares |
| Avanteos Investments Limited ACN 096 259 979 | Friday, 11 December 2015 | 1,619.25 | | 255 Ordinary Shares |

| | | | | |
|--|-----------------------------|----------|--|---------------------|
| Avanteos Investments Limited ACN 096 259 979 | Friday, 11 December 2015 | 1,625.60 | | 256 Ordinary Shares |
| Avanteos Investments Limited ACN 096 259 979 | Friday, 11 December 2015 | 1,206.50 | | 190 Ordinary Shares |
| Avanteos Investments Limited ACN 096 259 979 | Friday, 11 December 2015 | 4,787.90 | | 754 Ordinary Shares |
| Avanteos Investments Limited ACN 096 259 979 | Friday, 11 December 2015 | 2,800.35 | | 441 Ordinary Shares |
| Avanteos Investments Limited ACN 096 259 979 | Friday, 11 December 2015 | 1,581.15 | | 249 Ordinary Shares |
| Avanteos Investments Limited ACN 096 259 979 | Friday, 11 December 2015 | 1,625.60 | | 256 Ordinary Shares |
| Avanteos Investments Limited ACN 096 259 979 | Friday, 11 December 2015 | 3,124.20 | | 492 Ordinary Shares |
| Avanteos Investments Limited ACN 096 259 979 | Friday, 11 December 2015 | 3,556.00 | | 560 Ordinary Shares |
| Avanteos Investments Limited ACN 096 259 979 | Friday, 11 December 2015 | 5,162.55 | | 813 Ordinary Shares |
| Avanteos Investments Limited ACN 096 259 979 | Friday, 11 December 2015 | 3,124.20 | | 492 Ordinary Shares |
| Avanteos Investments Limited ACN 096 259 979 | Friday, 11 December 2015 | 3,556.00 | | 560 Ordinary Shares |
| Avanteos Investments Limited ACN 096 259 979 | Tuesday, 15 December 2015 | 495.19 | | 78 Ordinary Shares |
| Avanteos Investments Limited ACN 096 259 979 | Tuesday, 15 December 2015 | 433.21 | | 69 Ordinary Shares |
| Avanteos Investments Limited ACN 096 259 979 | Wednesday, 16 December 2015 | 4,270.91 | | 679 Ordinary Shares |

| | | | | |
|--|-----------------------------|----------|--|---------------------|
| Avanteos Investments Limited ACN 096 259 979 | Thursday, 17 December 2015 | 1,011.20 | | 160 Ordinary Shares |
| Avanteos Investments Limited ACN 096 259 979 | Thursday, 17 December 2015 | 1,358.80 | | 215 Ordinary Shares |
| Avanteos Investments Limited ACN 096 259 979 | Thursday, 17 December 2015 | 2,016.08 | | 319 Ordinary Shares |
| Avanteos Investments Limited ACN 096 259 979 | Friday, 18 December 2015 | 2,180.12 | | 345 Ordinary Shares |
| Avanteos Investments Limited ACN 096 259 979 | Tuesday, 22 December 2015 | 3,875.21 | | 610 Ordinary Shares |
| Avanteos Investments Limited ACN 096 259 979 | Tuesday, 22 December 2015 | 2,757.12 | | 434 Ordinary Shares |
| Avanteos Investments Limited ACN 096 259 979 | Wednesday, 23 December 2015 | 3,297.93 | | 521 Ordinary Shares |
| Avanteos Investments Limited ACN 096 259 979 | Thursday, 24 December 2015 | 673.10 | | 106 Ordinary Shares |
| Avanteos Investments Limited ACN 096 259 979 | Thursday, 24 December 2015 | 2,928.23 | | 461 Ordinary Shares |
| Avanteos Investments Limited ACN 096 259 979 | Thursday, 24 December 2015 | 2,235.87 | | 352 Ordinary Shares |
| Avanteos Investments Limited ACN 096 259 979 | Thursday, 24 December 2015 | 4,573.37 | | 720 Ordinary Shares |
| Avanteos Investments Limited ACN 096 259 979 | Wednesday, 30 December 2015 | 1,959.22 | | 296 Ordinary Shares |
| Avanteos Investments Limited ACN 096 259 979 | Wednesday, 30 December 2015 | 3,420.37 | | 517 Ordinary Shares |
| Avanteos Investments Limited ACN 096 259 979 | Wednesday, 30 December 2015 | 5,160.32 | | 780 Ordinary Shares |

| | | | | |
|--|----------------------------|-----------|--|-----------------------|
| Avanteos Investments Limited ACN 096 259 979 | Tuesday, 5 January 2016 | 2,304.80 | | 344 Ordinary Shares |
| Avanteos Investments Limited ACN 096 259 979 | Tuesday, 5 January 2016 | 1,587.90 | | 237 Ordinary Shares |
| Avanteos Investments Limited ACN 096 259 979 | Tuesday, 5 January 2016 | 7,365.69 | | 1,101 Ordinary Shares |
| Avanteos Investments Limited ACN 096 259 979 | Friday, 8 January 2016 | 1,033.56 | | 162 Ordinary Shares |
| Avanteos Investments Limited ACN 096 259 979 | Tuesday, 12 January 2016 | 4,663.70 | | 745 Ordinary Shares |
| Avanteos Investments Limited ACN 096 259 979 | Monday, 18 January 2016 | 607.86 | | 99 Ordinary Shares |
| Avanteos Investments Limited ACN 096 259 979 | Tuesday, 19 January 2016 | 13,996.50 | | 2,170 Ordinary Shares |
| Avanteos Investments Limited ACN 096 259 979 | Wednesday, 20 January 2016 | 1,219.80 | | 190 Ordinary Shares |
| Avanteos Investments Limited ACN 096 259 979 | Wednesday, 20 January 2016 | 3,903.36 | | 608 Ordinary Shares |
| Avanteos Investments Limited ACN 096 259 979 | Thursday, 21 January 2016 | 7,614.00 | | 1,175 Ordinary Shares |
| Avanteos Investments Limited ACN 096 259 979 | Friday, 22 January 2016 | 1,843.98 | | 285 Ordinary Shares |
| Avanteos Investments Limited ACN 096 259 979 | Monday, 25 January 2016 | 3,466.34 | | 526 Ordinary Shares |
| Avanteos Investments Limited ACN 096 259 979 | Thursday, 28 January 2016 | 2,279.40 | | 348 Ordinary Shares |
| Avanteos Investments Limited ACN 096 259 979 | Thursday, 28 January 2016 | 6,333.85 | | 967 Ordinary Shares |

| | | | | |
|--|-----------------------------|-----------|--|-----------------------|
| Avanteos Investments Limited ACN 096 259 979 | Monday, 1 February 2016 | 2,566.20 | | 390 Ordinary Shares |
| Avanteos Investments Limited ACN 096 259 979 | Monday, 1 February 2016 | 4,507.30 | | 685 Ordinary Shares |
| Avanteos Investments Limited ACN 096 259 979 | Monday, 1 February 2016 | 3,974.32 | | 604 Ordinary Shares |
| Avanteos Investments Limited ACN 096 259 979 | Monday, 1 February 2016 | 1,855.56 | | 282 Ordinary Shares |
| Avanteos Investments Limited ACN 096 259 979 | Monday, 1 February 2016 | 1,313.00 | | 200 Ordinary Shares |
| Avanteos Investments Limited ACN 096 259 979 | Wednesday, 3 February 2016 | 7,704.00 | | 1,200 Ordinary Shares |
| Avanteos Investments Limited ACN 096 259 979 | Monday, 8 February 2016 | 576.81 | | 87 Ordinary Shares |
| Avanteos Investments Limited ACN 096 259 979 | Monday, 8 February 2016 | 1,846.00 | | 284 Ordinary Shares |
| Avanteos Investments Limited ACN 096 259 979 | Monday, 8 February 2016 | 1,664.00 | | 256 Ordinary Shares |
| Avanteos Investments Limited ACN 096 259 979 | Tuesday, 9 February 2016 | 1,438.80 | | 220 Ordinary Shares |
| Avanteos Investments Limited ACN 096 259 979 | Tuesday, 9 February 2016 | 4,947.60 | | 760 Ordinary Shares |
| Avanteos Investments Limited ACN 096 259 979 | Wednesday, 10 February 2016 | 5,250.41 | | 809 Ordinary Shares |
| Avanteos Investments Limited ACN 096 259 979 | Wednesday, 10 February 2016 | 38,640.00 | | 6,000 Ordinary Shares |
| Avanteos Investments Limited ACN 096 259 979 | Friday, 12 February 2016 | 4,757.04 | | 754 Ordinary Shares |

| | | | | |
|--|-----------------------------|-----------|--|-----------------------|
| Avanteos Investments Limited ACN 096 259 979 | Monday, 22 February 2016 | 931.52 | | 142 Ordinary Shares |
| Avanteos Investments Limited ACN 096 259 979 | Monday, 22 February 2016 | 2,220.20 | | 340 Ordinary Shares |
| Avanteos Investments Limited ACN 096 259 979 | Wednesday, 24 February 2016 | 2,242.19 | | 345 Ordinary Shares |
| Avanteos Investments Limited ACN 096 259 979 | Wednesday, 24 February 2016 | 1,826.25 | | 281 Ordinary Shares |
| Avanteos Investments Limited ACN 096 259 979 | Wednesday, 24 February 2016 | 708.40 | | 109 Ordinary Shares |
| Avanteos Investments Limited ACN 096 259 979 | Thursday, 25 February 2016 | 1,080.75 | | 165 Ordinary Shares |
| Avanteos Investments Limited ACN 096 259 979 | Thursday, 25 February 2016 | 1,897.32 | | 291 Ordinary Shares |
| Avanteos Investments Limited ACN 096 259 979 | Thursday, 25 February 2016 | 1,714.76 | | 263 Ordinary Shares |
| Avanteos Investments Limited ACN 096 259 979 | Monday, 7 March 2016 | 2,631.30 | | 420 Ordinary Shares |
| Avanteos Investments Limited ACN 096 259 979 | Wednesday, 9 March 2016 | 2,211.54 | | 348 Ordinary Shares |
| Avanteos Investments Limited ACN 096 259 979 | Monday, 14 March 2016 | 13,802.40 | | 2,130 Ordinary Shares |
| Avanteos Investments Limited ACN 096 259 979 | Tuesday, 15 March 2016 | 5,553.36 | | 857 Ordinary Shares |
| Avanteos Investments Limited ACN 096 259 979 | Thursday, 17 March 2016 | 1,212.72 | | 186 Ordinary Shares |
| Avanteos Investments Limited ACN 096 259 979 | Friday, 18 March 2016 | 1,505.79 | | 234 Ordinary Shares |

| | | | | |
|--|--------------------------|-----------|--|-----------------------|
| Avanteos Investments Limited ACN 096 259 979 | Monday, 21 March 2016 | 508.37 | | 79 Ordinary Shares |
| Avanteos Investments Limited ACN 096 259 979 | Monday, 21 March 2016 | 4,309.02 | | 666 Ordinary Shares |
| Avanteos Investments Limited ACN 096 259 979 | Wednesday, 23 March 2016 | 37,200.00 | | 6,000 Ordinary Shares |
| Avanteos Investments Limited ACN 096 259 979 | Thursday, 24 March 2016 | 1,260.27 | | 201 Ordinary Shares |
| Avanteos Investments Limited ACN 096 259 979 | Thursday, 24 March 2016 | 996.93 | | 159 Ordinary Shares |
| Avanteos Investments Limited ACN 096 259 979 | Thursday, 24 March 2016 | 1,793.22 | | 286 Ordinary Shares |
| Avanteos Investments Limited ACN 096 259 979 | Thursday, 24 March 2016 | 6,970.80 | | 1,110 Ordinary Shares |
| Avanteos Investments Limited ACN 096 259 979 | Wednesday, 30 March 2016 | 1,244.00 | | 200 Ordinary Shares |
| Avanteos Investments Limited ACN 096 259 979 | Wednesday, 30 March 2016 | 1,316.70 | | 210 Ordinary Shares |
| Avanteos Investments Limited ACN 096 259 979 | Thursday, 31 March 2016 | 799.47 | | 127 Ordinary Shares |
| Avanteos Investments Limited ACN 096 259 979 | Friday, 1 April 2016 | 3,202.80 | | 510 Ordinary Shares |
| Avanteos Investments Limited ACN 096 259 979 | Tuesday, 5 April 2016 | 1,707.71 | | 277 Ordinary Shares |
| Avanteos Investments Limited ACN 096 259 979 | Tuesday, 5 April 2016 | 764.46 | | 124 Ordinary Shares |
| Avanteos Investments Limited ACN 096 259 979 | Wednesday, 6 April 2016 | 979.05 | | 158 Ordinary Shares |

| | | | | |
|--|-------------------------|----------|--|-----------------------|
| Avanteos Investments Limited ACN 096 259 979 | Thursday, 7 April 2016 | 884.16 | | 144 Ordinary Shares |
| Avanteos Investments Limited ACN 096 259 979 | Thursday, 7 April 2016 | 1,510.44 | | 246 Ordinary Shares |
| Avanteos Investments Limited ACN 096 259 979 | Thursday, 7 April 2016 | 2,431.44 | | 396 Ordinary Shares |
| Avanteos Investments Limited ACN 096 259 979 | Thursday, 7 April 2016 | 5,139.18 | | 837 Ordinary Shares |
| Avanteos Investments Limited ACN 096 259 979 | Tuesday, 12 April 2016 | 1,327.39 | | 221 Ordinary Shares |
| Avanteos Investments Limited ACN 096 259 979 | Friday, 15 April 2016 | 2,551.71 | | 419 Ordinary Shares |
| Avanteos Investments Limited ACN 096 259 979 | Monday, 18 April 2016 | 1,820.78 | | 298 Ordinary Shares |
| Avanteos Investments Limited ACN 096 259 979 | Tuesday, 19 April 2016 | 636.03 | | 103 Ordinary Shares |
| Avanteos Investments Limited ACN 096 259 979 | Tuesday, 19 April 2016 | 6,614.24 | | 1,072 Ordinary Shares |
| Avanteos Investments Limited ACN 096 259 979 | Friday, 22 April 2016 | 2,397.72 | | 377 Ordinary Shares |
| Avanteos Investments Limited ACN 096 259 979 | Thursday, 28 April 2016 | 3,449.85 | | 545 Ordinary Shares |
| Avanteos Investments Limited ACN 096 259 979 | Friday, 29 April 2016 | 1,770.86 | | 278 Ordinary Shares |
| Avanteos Investments Limited ACN 096 259 979 | Monday, 2 May 2016 | 729.03 | | 114 Ordinary Shares |
| Avanteos Investments Limited ACN 096 259 979 | Tuesday, 3 May 2016 | 5,024.00 | | 785 Ordinary Shares |

| | | | | |
|--|------------------------------|-----------|--|---|
| Avanteos Investments Limited ACN 096 259 979 | Tuesday, 3 May 2016 | 2,227.20 | | 348 Ordinary Shares |
| CBA Equities Limited ACN 003 485 952 | Monday, 28 September 2015 | 7,964.32 | | 1,456 Ordinary Shares |
| CBA Equities Limited ACN 003 485 952 | Monday, 28 September 2015 | 76.58 | | 14 Ordinary Shares |
| CBA Equities Limited ACN 003 485 952 | Monday, 28 September 2015 | 1,786.16 | | 332 Ordinary Shares |
| CBA Equities Limited ACN 003 485 952 | Monday, 28 September 2015 | N/A | | 802,368 Ordinary Shares (borrowed from Barclays Capital Securities Ltd, see Annexure C) |
| CBA Equities Limited ACN 003 485 952 | Tuesday, 29 September 2015 | 3,929.40 | | 740 Ordinary Shares |
| CBA Equities Limited ACN 003 485 952 | Tuesday, 29 September 2015 | 1,576.20 | | 296 Ordinary Shares |
| CBA Equities Limited ACN 003 485 952 | Tuesday, 29 September 2015 | 1,977.84 | | 369 Ordinary Shares |
| CBA Equities Limited ACN 003 485 952 | Tuesday, 29 September 2015 | 1,977.84 | | 369 Ordinary Shares |
| CBA Equities Limited ACN 003 485 952 | Tuesday, 29 September 2015 | 1,323.92 | | 247 Ordinary Shares |
| CBA Equities Limited ACN 003 485 952 | Tuesday, 29 September 2015 | 1,762.58 | | 331 Ordinary Shares |
| CBA Equities Limited ACN 003 485 952 | Tuesday, 29 September 2015 | 601.73 | | 113 Ordinary Shares |
| CBA Equities Limited ACN 003 485 952 | Tuesday, 29 September 2015 | 1,995.00 | | 375 Ordinary Shares |
| CBA Equities Limited ACN 003 485 952 | Tuesday, 29 September 2015 | 3,936.80 | | 740 Ordinary Shares |
| CBA Equities Limited ACN 003 485 952 | Wednesday, 30 September 2015 | 19,869.90 | | 3,714 Ordinary Shares |
| CBA Equities Limited ACN 003 485 952 | Wednesday, 30 September 2015 | 6,601.90 | | 1,234 Ordinary Shares |
| CBA Equities Limited ACN 003 485 952 | Wednesday, 30 September 2015 | 3,404.42 | | 646 Ordinary Shares |

| | | | | |
|---|------------------------------|----------|--|-----------------------|
| CBA Equities Limited ACN 003 485 952 | Wednesday, 30 September 2015 | 4,584.90 | | 870 Ordinary Shares |
| CBA Equities Limited ACN 003 485 952 | Wednesday, 30 September 2015 | 969.68 | | 184 Ordinary Shares |
| CBA Equities Limited ACN 003 485 952 | Wednesday, 30 September 2015 | 6,766.68 | | 1,284 Ordinary Shares |
| CBA Equities Limited ACN 003 485 952 | Wednesday, 30 September 2015 | 2,113.27 | | 401 Ordinary Shares |
| CBA Equities Limited ACN 003 485 952 | Wednesday, 30 September 2015 | 2,007.87 | | 381 Ordinary Shares |
| CBA Equities Limited ACN 003 485 952 | Wednesday, 30 September 2015 | 3,914.60 | | 740 Ordinary Shares |
| CBA Equities Limited ACN 003 485 952 | Wednesday, 30 September 2015 | 3,929.40 | | 740 Ordinary Shares |
| CBA Equities Limited ACN 003 485 952 | Thursday, 1 October 2015 | 4,238.53 | | 777 Ordinary Shares |
| CBA Equities Limited ACN 003 485 952 | Thursday, 1 October 2015 | 1,655.28 | | 304 Ordinary Shares |
| CBA Equities Limited ACN 003 485 952 | Thursday, 1 October 2015 | 5.45 | | 1 Ordinary Shares |
| CBA Equities Limited ACN 003 485 952 | Thursday, 1 October 2015 | 5.45 | | 1 Ordinary Shares |
| CBA Equities Limited ACN 003 485 952 | Thursday, 1 October 2015 | 3,076.43 | | 565 Ordinary Shares |
| CBA Equities Limited ACN 003 485 952 | Thursday, 1 October 2015 | 3,234.33 | | 594 Ordinary Shares |
| CBA Equities Limited ACN 003 485 952 | Thursday, 1 October 2015 | 114.35 | | 21 Ordinary Shares |
| CBA Equities Limited ACN 003 485 952 | Thursday, 1 October 2015 | 686.07 | | 126 Ordinary Shares |
| CBA Equities Limited ACN 003 485 952 | Thursday, 1 October 2015 | 1,911.20 | | 351 Ordinary Shares |
| CBA Equities Limited ACN 003 485 952 | Thursday, 1 October 2015 | 152.46 | | 28 Ordinary Shares |
| CBA Equities Limited ACN 003 485 952 | Thursday, 1 October 2015 | 201.47 | | 37 Ordinary Shares |

| | | | | |
|---|--------------------------|----------|--|---------------------|
| CBA Equities Limited ACN 003 485 952 | Thursday, 1 October 2015 | 5.45 | | 1 Ordinary Shares |
| CBA Equities Limited ACN 003 485 952 | Thursday, 1 October 2015 | 124.77 | | 23 Ordinary Shares |
| CBA Equities Limited ACN 003 485 952 | Thursday, 1 October 2015 | 482.82 | | 89 Ordinary Shares |
| CBA Equities Limited ACN 003 485 952 | Thursday, 1 October 2015 | 21.82 | | 4 Ordinary Shares |
| CBA Equities Limited ACN 003 485 952 | Thursday, 1 October 2015 | 267.30 | | 49 Ordinary Shares |
| CBA Equities Limited ACN 003 485 952 | Thursday, 1 October 2015 | 469.13 | | 86 Ordinary Shares |
| CBA Equities Limited ACN 003 485 952 | Thursday, 1 October 2015 | 709.15 | | 130 Ordinary Shares |
| CBA Equities Limited ACN 003 485 952 | Thursday, 1 October 2015 | 207.29 | | 38 Ordinary Shares |
| CBA Equities Limited ACN 003 485 952 | Thursday, 1 October 2015 | 567.32 | | 104 Ordinary Shares |
| CBA Equities Limited ACN 003 485 952 | Thursday, 1 October 2015 | 218.20 | | 40 Ordinary Shares |
| CBA Equities Limited ACN 003 485 952 | Thursday, 1 October 2015 | 736.42 | | 135 Ordinary Shares |
| CBA Equities Limited ACN 003 485 952 | Thursday, 1 October 2015 | 10.89 | | 2 Ordinary Shares |
| CBA Equities Limited ACN 003 485 952 | Thursday, 1 October 2015 | 353.93 | | 65 Ordinary Shares |
| CBA Equities Limited ACN 003 485 952 | Thursday, 1 October 2015 | 234.14 | | 43 Ordinary Shares |
| CBA Equities Limited ACN 003 485 952 | Thursday, 1 October 2015 | 130.68 | | 24 Ordinary Shares |
| CBA Equities Limited ACN 003 485 952 | Thursday, 1 October 2015 | 21.78 | | 4 Ordinary Shares |
| CBA Equities Limited ACN 003 485 952 | Thursday, 1 October 2015 | 21.78 | | 4 Ordinary Shares |
| CBA Equities Limited ACN 003 485 952 | Thursday, 1 October 2015 | 4,115.40 | | 760 Ordinary Shares |

| | | | | |
|---|--------------------------|-----------|--|-----------------------|
| CBA Equities Limited ACN 003 485 952 | Thursday, 1 October 2015 | 709.37 | | 131 Ordinary Shares |
| CBA Equities Limited ACN 003 485 952 | Thursday, 1 October 2015 | 5,317.02 | | 981 Ordinary Shares |
| CBA Equities Limited ACN 003 485 952 | Thursday, 1 October 2015 | 807.58 | | 149 Ordinary Shares |
| CBA Equities Limited ACN 003 485 952 | Thursday, 1 October 2015 | 1,112.13 | | 205 Ordinary Shares |
| CBA Equities Limited ACN 003 485 952 | Thursday, 1 October 2015 | 916.82 | | 169 Ordinary Shares |
| CBA Equities Limited ACN 003 485 952 | Thursday, 1 October 2015 | 640.15 | | 118 Ordinary Shares |
| CBA Equities Limited ACN 003 485 952 | Thursday, 1 October 2015 | 6,256.60 | | 1,148 Ordinary Shares |
| CBA Equities Limited ACN 003 485 952 | Thursday, 1 October 2015 | 1,782.15 | | 327 Ordinary Shares |
| CBA Equities Limited ACN 003 485 952 | Thursday, 1 October 2015 | 605.51 | | 111 Ordinary Shares |
| CBA Equities Limited ACN 003 485 952 | Thursday, 1 October 2015 | 950.04 | | 174 Ordinary Shares |
| CBA Equities Limited ACN 003 485 952 | Thursday, 1 October 2015 | 4,460.82 | | 817 Ordinary Shares |
| CBA Equities Limited ACN 003 485 952 | Thursday, 1 October 2015 | 14,862.12 | | 2,722 Ordinary Shares |
| CBA Equities Limited ACN 003 485 952 | Thursday, 1 October 2015 | 2,254.98 | | 413 Ordinary Shares |
| CBA Equities Limited ACN 003 485 952 | Thursday, 1 October 2015 | 6,530.16 | | 1,196 Ordinary Shares |
| CBA Equities Limited ACN 003 485 952 | Thursday, 1 October 2015 | 21.84 | | 4 Ordinary Shares |
| CBA Equities Limited ACN 003 485 952 | Thursday, 1 October 2015 | 12,994.80 | | 2,380 Ordinary Shares |
| CBA Equities Limited ACN 003 485 952 | Thursday, 1 October 2015 | 1,698.06 | | 311 Ordinary Shares |
| CBA Equities Limited ACN 003 485 952 | Thursday, 1 October 2015 | 1,478.31 | | 271 Ordinary Shares |

| | | | | |
|---|--------------------------|----------|--|-----------------------|
| CBA Equities Limited ACN 003 485 952 | Thursday, 1 October 2015 | 469.13 | | 86 Ordinary Shares |
| CBA Equities Limited ACN 003 485 952 | Thursday, 1 October 2015 | 6,147.20 | | 1,130 Ordinary Shares |
| CBA Equities Limited ACN 003 485 952 | Thursday, 1 October 2015 | 3,724.38 | | 684 Ordinary Shares |
| CBA Equities Limited ACN 003 485 952 | Thursday, 1 October 2015 | 2,482.92 | | 456 Ordinary Shares |
| CBA Equities Limited ACN 003 485 952 | Thursday, 1 October 2015 | 597.85 | | 110 Ordinary Shares |
| CBA Equities Limited ACN 003 485 952 | Thursday, 1 October 2015 | 943.72 | | 173 Ordinary Shares |
| CBA Equities Limited ACN 003 485 952 | Thursday, 1 October 2015 | 2,978.43 | | 546 Ordinary Shares |
| CBA Equities Limited ACN 003 485 952 | Thursday, 1 October 2015 | 2,858.42 | | 524 Ordinary Shares |
| CBA Equities Limited ACN 003 485 952 | Thursday, 1 October 2015 | 3,240.27 | | 594 Ordinary Shares |
| CBA Equities Limited ACN 003 485 952 | Thursday, 1 October 2015 | 49.01 | | 9 Ordinary Shares |
| CBA Equities Limited ACN 003 485 952 | Thursday, 1 October 2015 | 5.45 | | 1 Ordinary Shares |
| CBA Equities Limited ACN 003 485 952 | Thursday, 1 October 2015 | 125.24 | | 23 Ordinary Shares |
| CBA Equities Limited ACN 003 485 952 | Thursday, 1 October 2015 | 794.97 | | 146 Ordinary Shares |
| CBA Equities Limited ACN 003 485 952 | Thursday, 1 October 2015 | 517.27 | | 95 Ordinary Shares |
| CBA Equities Limited ACN 003 485 952 | Thursday, 1 October 2015 | 8,078.40 | | 1,485 Ordinary Shares |
| CBA Equities Limited ACN 003 485 952 | Thursday, 1 October 2015 | 1,551.83 | | 285 Ordinary Shares |
| CBA Equities Limited ACN 003 485 952 | Thursday, 1 October 2015 | 424.71 | | 78 Ordinary Shares |
| CBA Equities Limited ACN 003 485 952 | Thursday, 1 October 2015 | 1,726.07 | | 317 Ordinary Shares |

| | | | | |
|---|--------------------------|----------|--|---------------------|
| CBA Equities Limited ACN 003 485 952 | Thursday, 1 October 2015 | 1,078.11 | | 198 Ordinary Shares |
| CBA Equities Limited ACN 003 485 952 | Thursday, 1 October 2015 | 163.35 | | 30 Ordinary Shares |
| CBA Equities Limited ACN 003 485 952 | Thursday, 1 October 2015 | 5.45 | | 1 Ordinary Shares |
| CBA Equities Limited ACN 003 485 952 | Thursday, 1 October 2015 | 1,424.15 | | 263 Ordinary Shares |
| CBA Equities Limited ACN 003 485 952 | Thursday, 1 October 2015 | 265.82 | | 49 Ordinary Shares |
| CBA Equities Limited ACN 003 485 952 | Thursday, 1 October 2015 | 113.93 | | 21 Ordinary Shares |
| CBA Equities Limited ACN 003 485 952 | Thursday, 1 October 2015 | 211.57 | | 39 Ordinary Shares |
| CBA Equities Limited ACN 003 485 952 | Thursday, 1 October 2015 | 130.20 | | 24 Ordinary Shares |
| CBA Equities Limited ACN 003 485 952 | Thursday, 1 October 2015 | 640.15 | | 118 Ordinary Shares |
| CBA Equities Limited ACN 003 485 952 | Thursday, 1 October 2015 | 200.72 | | 37 Ordinary Shares |
| CBA Equities Limited ACN 003 485 952 | Thursday, 1 October 2015 | 4,033.00 | | 740 Ordinary Shares |
| CBA Equities Limited ACN 003 485 952 | Friday, 2 October 2015 | 2,069.10 | | 380 Ordinary Shares |
| CBA Equities Limited ACN 003 485 952 | Friday, 2 October 2015 | 2,063.66 | | 379 Ordinary Shares |
| CBA Equities Limited ACN 003 485 952 | Friday, 2 October 2015 | 2,201.17 | | 405 Ordinary Shares |
| CBA Equities Limited ACN 003 485 952 | Friday, 2 October 2015 | 125.01 | | 23 Ordinary Shares |
| CBA Equities Limited ACN 003 485 952 | Friday, 2 October 2015 | 1,226.05 | | 226 Ordinary Shares |
| CBA Equities Limited ACN 003 485 952 | Friday, 2 October 2015 | 615.29 | | 113 Ordinary Shares |
| CBA Equities Limited ACN 003 485 952 | Friday, 2 October 2015 | 1,426.77 | | 263 Ordinary Shares |

| | | | | |
|---|-------------------------|----------|--|-----------------------|
| CBA Equities Limited ACN 003 485 952 | Friday, 2 October 2015 | 3,262.09 | | 598 Ordinary Shares |
| CBA Equities Limited ACN 003 485 952 | Friday, 2 October 2015 | 2,454.75 | | 450 Ordinary Shares |
| CBA Equities Limited ACN 003 485 952 | Friday, 2 October 2015 | 483.30 | | 90 Ordinary Shares |
| CBA Equities Limited ACN 003 485 952 | Friday, 2 October 2015 | 3,984.54 | | 742 Ordinary Shares |
| CBA Equities Limited ACN 003 485 952 | Friday, 2 October 2015 | 7,625.40 | | 1,420 Ordinary Shares |
| CBA Equities Limited ACN 003 485 952 | Friday, 2 October 2015 | 2,701.11 | | 503 Ordinary Shares |
| CBA Equities Limited ACN 003 485 952 | Friday, 2 October 2015 | 144.99 | | 27 Ordinary Shares |
| CBA Equities Limited ACN 003 485 952 | Friday, 2 October 2015 | 4,510.80 | | 840 Ordinary Shares |
| CBA Equities Limited ACN 003 485 952 | Friday, 2 October 2015 | 220.17 | | 41 Ordinary Shares |
| CBA Equities Limited ACN 003 485 952 | Friday, 2 October 2015 | 8,063.55 | | 1,485 Ordinary Shares |
| CBA Equities Limited ACN 003 485 952 | Tuesday, 6 October 2015 | 4,645.80 | | 847 Ordinary Shares |
| CBA Equities Limited ACN 003 485 952 | Tuesday, 6 October 2015 | 43.88 | | 8 Ordinary Shares |
| CBA Equities Limited ACN 003 485 952 | Tuesday, 6 October 2015 | 82.28 | | 15 Ordinary Shares |
| CBA Equities Limited ACN 003 485 952 | Tuesday, 6 October 2015 | 4,009.54 | | 731 Ordinary Shares |
| CBA Equities Limited ACN 003 485 952 | Tuesday, 6 October 2015 | 115.08 | | 21 Ordinary Shares |
| CBA Equities Limited ACN 003 485 952 | Tuesday, 6 October 2015 | 3,181.30 | | 580 Ordinary Shares |
| CBA Equities Limited ACN 003 485 952 | Tuesday, 6 October 2015 | 454.42 | | 83 Ordinary Shares |
| CBA Equities Limited ACN 003 485 952 | Tuesday, 6 October 2015 | 1,324.95 | | 242 Ordinary Shares |

| | | | | |
|---|-------------------------|-----------|--|-----------------------|
| CBA Equities Limited ACN 003 485 952 | Tuesday, 6 October 2015 | 1,845.07 | | 337 Ordinary Shares |
| CBA Equities Limited ACN 003 485 952 | Tuesday, 6 October 2015 | 3,235.28 | | 592 Ordinary Shares |
| CBA Equities Limited ACN 003 485 952 | Tuesday, 6 October 2015 | 2,458.27 | | 449 Ordinary Shares |
| CBA Equities Limited ACN 003 485 952 | Tuesday, 6 October 2015 | 8,070.30 | | 1,470 Ordinary Shares |
| CBA Equities Limited ACN 003 485 952 | Tuesday, 6 October 2015 | 3,027.74 | | 551 Ordinary Shares |
| CBA Equities Limited ACN 003 485 952 | Tuesday, 6 October 2015 | 3,253.04 | | 592 Ordinary Shares |
| CBA Equities Limited ACN 003 485 952 | Tuesday, 6 October 2015 | 4,062.60 | | 740 Ordinary Shares |
| CBA Equities Limited ACN 003 485 952 | Tuesday, 6 October 2015 | 2,046.10 | | 370 Ordinary Shares |
| CBA Equities Limited ACN 003 485 952 | Tuesday, 6 October 2015 | 4,092.20 | | 740 Ordinary Shares |
| CBA Equities Limited ACN 003 485 952 | Tuesday, 6 October 2015 | 3,686.31 | | 666 Ordinary Shares |
| CBA Equities Limited ACN 003 485 952 | Tuesday, 6 October 2015 | 9,484.98 | | 1,734 Ordinary Shares |
| CBA Equities Limited ACN 003 485 952 | Tuesday, 6 October 2015 | 8,133.89 | | 1,487 Ordinary Shares |
| CBA Equities Limited ACN 003 485 952 | Tuesday, 6 October 2015 | 38,011.03 | | 6,949 Ordinary Shares |
| CBA Equities Limited ACN 003 485 952 | Tuesday, 6 October 2015 | 32,015.91 | | 5,853 Ordinary Shares |
| CBA Equities Limited ACN 003 485 952 | Tuesday, 6 October 2015 | 20,271.82 | | 3,706 Ordinary Shares |
| CBA Equities Limited ACN 003 485 952 | Tuesday, 6 October 2015 | 21.86 | | 4 Ordinary Shares |
| CBA Equities Limited ACN 003 485 952 | Tuesday, 6 October 2015 | 6,126.40 | | 1,120 Ordinary Shares |
| CBA Equities Limited ACN 003 485 952 | Tuesday, 6 October 2015 | 1,196.84 | | 219 Ordinary Shares |

| | | | | |
|---|-------------------------|-----------|--|-----------------------|
| CBA Equities Limited ACN 003 485 952 | Tuesday, 6 October 2015 | 1,672.29 | | 306 Ordinary Shares |
| CBA Equities Limited ACN 003 485 952 | Tuesday, 6 October 2015 | 6,755.45 | | 1,235 Ordinary Shares |
| CBA Equities Limited ACN 003 485 952 | Tuesday, 6 October 2015 | 1,721.47 | | 315 Ordinary Shares |
| CBA Equities Limited ACN 003 485 952 | Tuesday, 6 October 2015 | 1,029.30 | | 188 Ordinary Shares |
| CBA Equities Limited ACN 003 485 952 | Tuesday, 6 October 2015 | 120.89 | | 22 Ordinary Shares |
| CBA Equities Limited ACN 003 485 952 | Tuesday, 6 October 2015 | 2,145.00 | | 390 Ordinary Shares |
| CBA Equities Limited ACN 003 485 952 | Tuesday, 6 October 2015 | 4,070.00 | | 740 Ordinary Shares |
| CBA Equities Limited ACN 003 485 952 | Tuesday, 6 October 2015 | 3,732.39 | | 678 Ordinary Shares |
| CBA Equities Limited ACN 003 485 952 | Tuesday, 6 October 2015 | 2,124.93 | | 386 Ordinary Shares |
| CBA Equities Limited ACN 003 485 952 | Tuesday, 6 October 2015 | 363.33 | | 66 Ordinary Shares |
| CBA Equities Limited ACN 003 485 952 | Tuesday, 6 October 2015 | 2,330.24 | | 421 Ordinary Shares |
| CBA Equities Limited ACN 003 485 952 | Tuesday, 6 October 2015 | 127.31 | | 23 Ordinary Shares |
| CBA Equities Limited ACN 003 485 952 | Tuesday, 6 October 2015 | 806.60 | | 148 Ordinary Shares |
| CBA Equities Limited ACN 003 485 952 | Tuesday, 6 October 2015 | 893.80 | | 164 Ordinary Shares |
| CBA Equities Limited ACN 003 485 952 | Tuesday, 6 October 2015 | 2,345.44 | | 428 Ordinary Shares |
| CBA Equities Limited ACN 003 485 952 | Tuesday, 6 October 2015 | 6,722.20 | | 1,220 Ordinary Shares |
| CBA Equities Limited ACN 003 485 952 | Tuesday, 6 October 2015 | 13,312.16 | | 2,416 Ordinary Shares |
| CBA Equities Limited ACN 003 485 952 | Tuesday, 6 October 2015 | 1,497.41 | | 273 Ordinary Shares |

| | | | | |
|---|---------------------------|----------|--|---|
| CBA Equities Limited ACN 003 485 952 | Tuesday, 6 October 2015 | 1,546.60 | | 283 Ordinary Shares |
| CBA Equities Limited ACN 003 485 952 | Tuesday, 6 October 2015 | 125.69 | | 23 Ordinary Shares |
| CBA Equities Limited ACN 003 485 952 | Tuesday, 6 October 2015 | 54.65 | | 10 Ordinary Shares |
| CBA Equities Limited ACN 003 485 952 | Tuesday, 6 October 2015 | 87.44 | | 16 Ordinary Shares |
| CBA Equities Limited ACN 003 485 952 | Tuesday, 6 October 2015 | 732.31 | | 134 Ordinary Shares |
| CBA Equities Limited ACN 003 485 952 | Tuesday, 6 October 2015 | 1,730.93 | | 315 Ordinary Shares |
| CBA Equities Limited ACN 003 485 952 | Wednesday, 7 October 2015 | 4,444.40 | | 820 Ordinary Shares |
| CBA Equities Limited ACN 003 485 952 | Wednesday, 7 October 2015 | 4,003.40 | | 740 Ordinary Shares |
| CBA Equities Limited ACN 003 485 952 | Wednesday, 7 October 2015 | 1,571.80 | | 290 Ordinary Shares |
| CBA Equities Limited ACN 003 485 952 | Wednesday, 7 October 2015 | 2,439.00 | | 450 Ordinary Shares |
| CBA Equities Limited ACN 003 485 952 | Wednesday, 7 October 2015 | 32.94 | | 6 Ordinary Shares |
| CBA Equities Limited ACN 003 485 952 | Wednesday, 7 October 2015 | N/A | | 705,644 Ordinary Shares (borrowed from Barclays Capital Securities Ltd, see Annexure C) |
| CBA Equities Limited ACN 003 485 952 | Thursday, 8 October 2015 | 4,033.00 | | 740 Ordinary Shares |
| CBA Equities Limited ACN 003 485 952 | Thursday, 8 October 2015 | 4,047.80 | | 740 Ordinary Shares |
| CBA Equities Limited ACN 003 485 952 | Friday, 9 October 2015 | 4,888.44 | | 888 Ordinary Shares |
| CBA Equities Limited ACN 003 485 952 | Friday, 9 October 2015 | 6,215.00 | | 1,130 Ordinary Shares |
| CBA Equities Limited ACN 003 485 952 | Friday, 9 October 2015 | 4,508.60 | | 819 Ordinary Shares |
| CBA Equities Limited | Friday, 9 October 2015 | 2,075.38 | | 377 Ordinary Shares |

| | | | | |
|---|------------------------|----------|--|---------------------|
| ACN 003 485 952 | | | | |
| CBA Equities Limited ACN 003 485 952 | Friday, 9 October 2015 | 71.56 | | 13 Ordinary Shares |
| CBA Equities Limited ACN 003 485 952 | Friday, 9 October 2015 | 1,866.19 | | 339 Ordinary Shares |
| CBA Equities Limited ACN 003 485 952 | Friday, 9 October 2015 | 170.66 | | 31 Ordinary Shares |
| CBA Equities Limited ACN 003 485 952 | Friday, 9 October 2015 | 181.66 | | 33 Ordinary Shares |
| CBA Equities Limited ACN 003 485 952 | Friday, 9 October 2015 | 170.66 | | 31 Ordinary Shares |
| CBA Equities Limited ACN 003 485 952 | Friday, 9 October 2015 | 181.66 | | 33 Ordinary Shares |
| CBA Equities Limited ACN 003 485 952 | Friday, 9 October 2015 | 165.15 | | 30 Ordinary Shares |
| CBA Equities Limited ACN 003 485 952 | Friday, 9 October 2015 | 170.66 | | 31 Ordinary Shares |
| CBA Equities Limited ACN 003 485 952 | Friday, 9 October 2015 | 159.65 | | 29 Ordinary Shares |
| CBA Equities Limited ACN 003 485 952 | Friday, 9 October 2015 | 159.65 | | 29 Ordinary Shares |
| CBA Equities Limited ACN 003 485 952 | Friday, 9 October 2015 | 159.65 | | 29 Ordinary Shares |
| CBA Equities Limited ACN 003 485 952 | Friday, 9 October 2015 | 165.15 | | 30 Ordinary Shares |
| CBA Equities Limited ACN 003 485 952 | Friday, 9 October 2015 | 132.12 | | 24 Ordinary Shares |
| CBA Equities Limited ACN 003 485 952 | Friday, 9 October 2015 | 99.09 | | 18 Ordinary Shares |
| CBA Equities Limited ACN 003 485 952 | Friday, 9 October 2015 | 2,179.98 | | 396 Ordinary Shares |
| CBA Equities Limited ACN 003 485 952 | Friday, 9 October 2015 | 170.66 | | 31 Ordinary Shares |
| CBA Equities Limited ACN 003 485 952 | Friday, 9 October 2015 | 159.65 | | 29 Ordinary Shares |
| CBA Equities Limited ACN 003 485 952 | Friday, 9 October 2015 | 22.02 | | 4 Ordinary Shares |

| | | | | |
|---|------------------------|----------|--|---------------------|
| CBA Equities Limited ACN 003 485 952 | Friday, 9 October 2015 | 715.65 | | 130 Ordinary Shares |
| CBA Equities Limited ACN 003 485 952 | Friday, 9 October 2015 | 924.84 | | 168 Ordinary Shares |
| CBA Equities Limited ACN 003 485 952 | Friday, 9 October 2015 | 176.16 | | 32 Ordinary Shares |
| CBA Equities Limited ACN 003 485 952 | Friday, 9 October 2015 | 176.16 | | 32 Ordinary Shares |
| CBA Equities Limited ACN 003 485 952 | Friday, 9 October 2015 | 165.15 | | 30 Ordinary Shares |
| CBA Equities Limited ACN 003 485 952 | Friday, 9 October 2015 | 44.04 | | 8 Ordinary Shares |
| CBA Equities Limited ACN 003 485 952 | Friday, 9 October 2015 | 170.66 | | 31 Ordinary Shares |
| CBA Equities Limited ACN 003 485 952 | Friday, 9 October 2015 | 55.05 | | 10 Ordinary Shares |
| CBA Equities Limited ACN 003 485 952 | Friday, 9 October 2015 | 5.50 | | 1 Ordinary Shares |
| CBA Equities Limited ACN 003 485 952 | Friday, 9 October 2015 | 88.08 | | 16 Ordinary Shares |
| CBA Equities Limited ACN 003 485 952 | Friday, 9 October 2015 | 33.03 | | 6 Ordinary Shares |
| CBA Equities Limited ACN 003 485 952 | Friday, 9 October 2015 | 825.75 | | 150 Ordinary Shares |
| CBA Equities Limited ACN 003 485 952 | Friday, 9 October 2015 | 732.16 | | 133 Ordinary Shares |
| CBA Equities Limited ACN 003 485 952 | Friday, 9 October 2015 | 1,244.13 | | 226 Ordinary Shares |
| CBA Equities Limited ACN 003 485 952 | Friday, 9 October 2015 | 170.66 | | 31 Ordinary Shares |
| CBA Equities Limited ACN 003 485 952 | Friday, 9 October 2015 | 170.66 | | 31 Ordinary Shares |
| CBA Equities Limited ACN 003 485 952 | Friday, 9 October 2015 | 176.16 | | 32 Ordinary Shares |
| CBA Equities Limited ACN 003 485 952 | Friday, 9 October 2015 | 176.16 | | 32 Ordinary Shares |

| | | | | |
|---|------------------------|----------|--|--------------------------|
| CBA Equities Limited ACN 003 485 952 | Friday, 9 October 2015 | 2,675.43 | | 486 Ordinary Shares |
| CBA Equities Limited ACN 003 485 952 | Friday, 9 October 2015 | 1,886.13 | | 342 Ordinary Shares |
| CBA Equities Limited ACN 003 485 952 | Friday, 9 October 2015 | 3,170.88 | | 576 Ordinary Shares |
| CBA Equities Limited ACN 003 485 952 | Friday, 9 October 2015 | 1,886.13 | | 342 Ordinary Shares |
| CBA Equities Limited ACN 003 485 952 | Friday, 9 October 2015 | 264.24 | | 48 Ordinary Shares |
| CBA Equities Limited ACN 003 485 952 | Friday, 9 October 2015 | 1,306.26 | | 236 Ordinary Shares |
| CBA Equities Limited ACN 003 485 952 | Friday, 9 October 2015 | 4,915.08 | | 888 Ordinary Shares |
| CBA Equities Limited ACN 003 485 952 | Friday, 9 October 2015 | 8,184.40 | | 1,480 Ordinary Shares |
| CBA Equities Limited ACN 003 485 952 | Friday, 9 October 2015 | 2,091.90 | | 380 Ordinary Shares |
| CBA Equities Limited ACN 003 485 952 | Friday, 9 October 2015 | 2,752.50 | | 500 Ordinary Shares |
| CBA Equities Limited ACN 003 485 952 | Friday, 9 October 2015 | 2,499.27 | | 454 Ordinary Shares |
| CBA Equities Limited ACN 003 485 952 | Friday, 9 October 2015 | 297.27 | | 54 Ordinary Shares |
| CBA Equities Limited ACN 003 485 952 | Friday, 9 October 2015 | 600.04 | | 109 Ordinary Shares |
| CBA Equities Limited ACN 003 485 952 | Friday, 9 October 2015 | 176.16 | | 32 Ordinary Shares |
| CBA Equities Limited ACN 003 485 952 | Friday, 9 October 2015 | 291.76 | | 53 Ordinary Shares |
| CBA Equities Limited ACN 003 485 952 | Friday, 9 October 2015 | 313.78 | | 57 Ordinary Shares |
| CBA Equities Limited ACN 003 485 952 | Friday, 9 October 2015 | 5,571.50 | | 1,013 Ordinary Shares |
| CBA Equities Limited ACN 003 485 952 | Friday, 9 October 2015 | 643.50 | | 117 Ordinary Shares |

| | | | | |
|---|------------------------|----------|--|-----------------------|
| CBA Equities Limited ACN 003 485 952 | Friday, 9 October 2015 | 783.13 | | 142 Ordinary Shares |
| CBA Equities Limited ACN 003 485 952 | Friday, 9 October 2015 | 314.35 | | 57 Ordinary Shares |
| CBA Equities Limited ACN 003 485 952 | Friday, 9 October 2015 | 8,169.60 | | 1,480 Ordinary Shares |
| CBA Equities Limited ACN 003 485 952 | Friday, 9 October 2015 | 8,154.80 | | 1,480 Ordinary Shares |
| CBA Equities Limited ACN 003 485 952 | Friday, 9 October 2015 | 682.62 | | 124 Ordinary Shares |
| CBA Equities Limited ACN 003 485 952 | Friday, 9 October 2015 | 500.95 | | 91 Ordinary Shares |
| CBA Equities Limited ACN 003 485 952 | Friday, 9 October 2015 | 737.67 | | 134 Ordinary Shares |
| CBA Equities Limited ACN 003 485 952 | Friday, 9 October 2015 | 192.67 | | 35 Ordinary Shares |
| CBA Equities Limited ACN 003 485 952 | Friday, 9 October 2015 | 176.16 | | 32 Ordinary Shares |
| CBA Equities Limited ACN 003 485 952 | Friday, 9 October 2015 | 506.00 | | 92 Ordinary Shares |
| CBA Equities Limited ACN 003 485 952 | Friday, 9 October 2015 | 38.50 | | 7 Ordinary Shares |
| CBA Equities Limited ACN 003 485 952 | Friday, 9 October 2015 | 522.50 | | 95 Ordinary Shares |
| CBA Equities Limited ACN 003 485 952 | Friday, 9 October 2015 | 7,073.00 | | 1,286 Ordinary Shares |
| CBA Equities Limited ACN 003 485 952 | Friday, 9 October 2015 | 286.78 | | 52 Ordinary Shares |
| CBA Equities Limited ACN 003 485 952 | Friday, 9 October 2015 | 694.89 | | 126 Ordinary Shares |
| CBA Equities Limited ACN 003 485 952 | Friday, 9 October 2015 | 347.44 | | 63 Ordinary Shares |
| CBA Equities Limited ACN 003 485 952 | Friday, 9 October 2015 | 446.71 | | 81 Ordinary Shares |
| CBA Equities Limited ACN 003 485 952 | Friday, 9 October 2015 | 667.31 | | 121 Ordinary Shares |

| | | | | |
|---|------------------------|----------|--|--------------------------|
| CBA Equities Limited ACN 003 485 952 | Friday, 9 October 2015 | 2,740.95 | | 497 Ordinary Shares |
| CBA Equities Limited ACN 003 485 952 | Friday, 9 October 2015 | 661.80 | | 120 Ordinary Shares |
| CBA Equities Limited ACN 003 485 952 | Friday, 9 October 2015 | 463.26 | | 84 Ordinary Shares |
| CBA Equities Limited ACN 003 485 952 | Friday, 9 October 2015 | 678.34 | | 123 Ordinary Shares |
| CBA Equities Limited ACN 003 485 952 | Friday, 9 October 2015 | 159.94 | | 29 Ordinary Shares |
| CBA Equities Limited ACN 003 485 952 | Friday, 9 October 2015 | 783.13 | | 142 Ordinary Shares |
| CBA Equities Limited ACN 003 485 952 | Friday, 9 October 2015 | 1,651.50 | | 300 Ordinary Shares |
| CBA Equities Limited ACN 003 485 952 | Friday, 9 October 2015 | 27.52 | | 5 Ordinary Shares |
| CBA Equities Limited ACN 003 485 952 | Friday, 9 October 2015 | 4,888.44 | | 888 Ordinary Shares |
| CBA Equities Limited ACN 003 485 952 | Friday, 9 October 2015 | 148.63 | | 27 Ordinary Shares |
| CBA Equities Limited ACN 003 485 952 | Friday, 9 October 2015 | 578.02 | | 105 Ordinary Shares |
| CBA Equities Limited ACN 003 485 952 | Friday, 9 October 2015 | 644.09 | | 117 Ordinary Shares |
| CBA Equities Limited ACN 003 485 952 | Friday, 9 October 2015 | 8,140.00 | | 1,480 Ordinary Shares |
| CBA Equities Limited ACN 003 485 952 | Friday, 9 October 2015 | 1,592.39 | | 289 Ordinary Shares |
| CBA Equities Limited ACN 003 485 952 | Friday, 9 October 2015 | 2,485.01 | | 451 Ordinary Shares |
| CBA Equities Limited ACN 003 485 952 | Friday, 9 October 2015 | 4,070.00 | | 740 Ordinary Shares |
| CBA Equities Limited ACN 003 485 952 | Friday, 9 October 2015 | 799.67 | | 145 Ordinary Shares |
| CBA Equities Limited ACN 003 485 952 | Friday, 9 October 2015 | 1,180.21 | | 214 Ordinary Shares |

| | | | | |
|---|--------------------------|-----------|--|---|
| CBA Equities Limited ACN 003 485 952 | Friday, 9 October 2015 | 501.86 | | 91 Ordinary Shares |
| CBA Equities Limited ACN 003 485 952 | Friday, 9 October 2015 | 2,674.77 | | 485 Ordinary Shares |
| CBA Equities Limited ACN 003 485 952 | Friday, 9 October 2015 | 419.14 | | 76 Ordinary Shares |
| CBA Equities Limited ACN 003 485 952 | Friday, 9 October 2015 | 121.33 | | 22 Ordinary Shares |
| CBA Equities Limited ACN 003 485 952 | Friday, 9 October 2015 | 4,077.40 | | 740 Ordinary Shares |
| CBA Equities Limited ACN 003 485 952 | Friday, 9 October 2015 | 269.99 | | 49 Ordinary Shares |
| CBA Equities Limited ACN 003 485 952 | Friday, 9 October 2015 | 1,796.26 | | 326 Ordinary Shares |
| CBA Equities Limited ACN 003 485 952 | Friday, 9 October 2015 | 82.65 | | 15 Ordinary Shares |
| CBA Equities Limited ACN 003 485 952 | Friday, 9 October 2015 | 1,217.71 | | 221 Ordinary Shares |
| CBA Equities Limited ACN 003 485 952 | Friday, 9 October 2015 | 20,366.50 | | 3,703 Ordinary Shares |
| CBA Equities Limited ACN 003 485 952 | Friday, 9 October 2015 | 861.93 | | 157 Ordinary Shares |
| CBA Equities Limited ACN 003 485 952 | Friday, 9 October 2015 | 2,480.50 | | 451 Ordinary Shares |
| CBA Equities Limited ACN 003 485 952 | Friday, 9 October 2015 | 3,630.00 | | 660 Ordinary Shares |
| CBA Equities Limited ACN 003 485 952 | Friday, 9 October 2015 | N/A | | 702,052 Ordinary Shares (borrowed from Barclays Capital Securities Ltd, see Annexure C) |
| CBA Equities Limited ACN 003 485 952 | Monday, 12 October 2015 | N/A | | 568,015 Ordinary Shares (borrowed from Barclays Capital Securities Ltd, see Annexure C) |
| CBA Equities Limited ACN 003 485 952 | Tuesday, 13 October 2015 | N/A | | 568,015 Ordinary Shares (borrowed from Barclays Capital Securities Ltd, see Annexure C) |

| | | | | |
|---|----------------------------|----------|--|---|
| CBA Equities Limited ACN 003 485 952 | Wednesday, 14 October 2015 | N/A | | 486,058 Ordinary Shares (borrowed from Barclays Capital Securities Ltd, see Annexure C) |
| CBA Equities Limited ACN 003 485 952 | Thursday, 15 October 2015 | N/A | | 560,145 Ordinary Shares (borrowed from Barclays Capital Securities Ltd, see Annexure C) |
| CBA Equities Limited ACN 003 485 952 | Friday, 16 October 2015 | N/A | | 560,145 Ordinary Shares (borrowed from Barclays Capital Securities Ltd, see Annexure C) |
| CBA Equities Limited ACN 003 485 952 | Monday, 19 October 2015 | 1,202.18 | | 217 Ordinary Shares |
| CBA Equities Limited ACN 003 485 952 | Monday, 19 October 2015 | 9,340.44 | | 1,686 Ordinary Shares |
| CBA Equities Limited ACN 003 485 952 | Monday, 19 October 2015 | 360.10 | | 65 Ordinary Shares |
| CBA Equities Limited ACN 003 485 952 | Monday, 19 October 2015 | 1,565.19 | | 279 Ordinary Shares |
| CBA Equities Limited ACN 003 485 952 | Monday, 19 October 2015 | 2,199.12 | | 392 Ordinary Shares |
| CBA Equities Limited ACN 003 485 952 | Monday, 19 October 2015 | N/A | | 541,693 Ordinary Shares (borrowed from Barclays Capital Securities Ltd, see Annexure C) |
| CBA Equities Limited ACN 003 485 952 | Tuesday, 20 October 2015 | 99.36 | | 18 Ordinary Shares |
| CBA Equities Limited ACN 003 485 952 | Tuesday, 20 October 2015 | 3,063.60 | | 555 Ordinary Shares |
| CBA Equities Limited ACN 003 485 952 | Tuesday, 20 October 2015 | 397.44 | | 72 Ordinary Shares |
| CBA Equities Limited ACN 003 485 952 | Tuesday, 20 October 2015 | 342.24 | | 62 Ordinary Shares |
| CBA Equities Limited ACN 003 485 952 | Tuesday, 20 October 2015 | 11.04 | | 2 Ordinary Shares |
| CBA Equities Limited ACN 003 485 952 | Tuesday, 20 October 2015 | 2,009.28 | | 364 Ordinary Shares |

| | | | | |
|---|--------------------------|----------|--|--------------------------|
| CBA Equities Limited ACN 003 485 952 | Tuesday, 20 October 2015 | 1,656.00 | | 300 Ordinary Shares |
| CBA Equities Limited ACN 003 485 952 | Tuesday, 20 October 2015 | 2,931.12 | | 531 Ordinary Shares |
| CBA Equities Limited ACN 003 485 952 | Tuesday, 20 October 2015 | 4,916.18 | | 885 Ordinary Shares |
| CBA Equities Limited ACN 003 485 952 | Tuesday, 20 October 2015 | 11.11 | | 2 Ordinary Shares |
| CBA Equities Limited ACN 003 485 952 | Tuesday, 20 October 2015 | 711.04 | | 128 Ordinary Shares |
| CBA Equities Limited ACN 003 485 952 | Tuesday, 20 October 2015 | 426.19 | | 77 Ordinary Shares |
| CBA Equities Limited ACN 003 485 952 | Tuesday, 20 October 2015 | 696.78 | | 126 Ordinary Shares |
| CBA Equities Limited ACN 003 485 952 | Tuesday, 20 October 2015 | 5.53 | | 1 Ordinary Shares |
| CBA Equities Limited ACN 003 485 952 | Tuesday, 20 October 2015 | 447.93 | | 81 Ordinary Shares |
| CBA Equities Limited ACN 003 485 952 | Tuesday, 20 October 2015 | 254.38 | | 46 Ordinary Shares |
| CBA Equities Limited ACN 003 485 952 | Tuesday, 20 October 2015 | 2,659.93 | | 481 Ordinary Shares |
| CBA Equities Limited ACN 003 485 952 | Tuesday, 20 October 2015 | 2,129.05 | | 385 Ordinary Shares |
| CBA Equities Limited ACN 003 485 952 | Tuesday, 20 October 2015 | 33.33 | | 6 Ordinary Shares |
| CBA Equities Limited ACN 003 485 952 | Tuesday, 20 October 2015 | 666.60 | | 120 Ordinary Shares |
| CBA Equities Limited ACN 003 485 952 | Tuesday, 20 October 2015 | 1,710.94 | | 308 Ordinary Shares |
| CBA Equities Limited ACN 003 485 952 | Tuesday, 20 October 2015 | 6,271.50 | | 1,130 Ordinary Shares |
| CBA Equities Limited ACN 003 485 952 | Tuesday, 20 October 2015 | 1,422.50 | | 257 Ordinary Shares |
| CBA Equities Limited ACN 003 485 952 | Tuesday, 20 October 2015 | 1,627.29 | | 294 Ordinary Shares |

| | | | | |
|---|----------------------------|----------|--|---|
| CBA Equities Limited ACN 003 485 952 | Tuesday, 20 October 2015 | 2,440.93 | | 441 Ordinary Shares |
| CBA Equities Limited ACN 003 485 952 | Tuesday, 20 October 2015 | 27.77 | | 5 Ordinary Shares |
| CBA Equities Limited ACN 003 485 952 | Tuesday, 20 October 2015 | 463.68 | | 84 Ordinary Shares |
| CBA Equities Limited ACN 003 485 952 | Tuesday, 20 October 2015 | 4,073.76 | | 738 Ordinary Shares |
| CBA Equities Limited ACN 003 485 952 | Tuesday, 20 October 2015 | 3,174.00 | | 575 Ordinary Shares |
| CBA Equities Limited ACN 003 485 952 | Tuesday, 20 October 2015 | 695.52 | | 126 Ordinary Shares |
| CBA Equities Limited ACN 003 485 952 | Tuesday, 20 October 2015 | 1,010.16 | | 183 Ordinary Shares |
| CBA Equities Limited ACN 003 485 952 | Tuesday, 20 October 2015 | N/A | | 444,041 Ordinary Shares (borrowed from Barclays Capital Securities Ltd, see Annexure C) |
| CBA Equities Limited ACN 003 485 952 | Wednesday, 21 October 2015 | 3,261.92 | | 592 Ordinary Shares |
| CBA Equities Limited ACN 003 485 952 | Wednesday, 21 October 2015 | 1,008.33 | | 183 Ordinary Shares |
| CBA Equities Limited ACN 003 485 952 | Wednesday, 21 October 2015 | 220.40 | | 40 Ordinary Shares |
| CBA Equities Limited ACN 003 485 952 | Wednesday, 21 October 2015 | 556.51 | | 101 Ordinary Shares |
| CBA Equities Limited ACN 003 485 952 | Wednesday, 21 October 2015 | 225.91 | | 41 Ordinary Shares |
| CBA Equities Limited ACN 003 485 952 | Wednesday, 21 October 2015 | 782.42 | | 142 Ordinary Shares |
| CBA Equities Limited ACN 003 485 952 | Wednesday, 21 October 2015 | 220.40 | | 40 Ordinary Shares |
| CBA Equities Limited ACN 003 485 952 | Wednesday, 21 October 2015 | 5.51 | | 1 Ordinary Shares |
| CBA Equities Limited ACN 003 485 952 | Wednesday, 21 October 2015 | 4,057.20 | | 735 Ordinary Shares |
| CBA Equities Limited | Wednesday, 21 October 2015 | 2,440.93 | | 441 Ordinary Shares |

| | | | | |
|---|----------------------------|-----------|--|---|
| ACN 003 485 952 | | | | |
| CBA Equities Limited ACN 003 485 952 | Wednesday, 21 October 2015 | 4,064.55 | | 735 Ordinary Shares |
| CBA Equities Limited ACN 003 485 952 | Wednesday, 21 October 2015 | 2,129.05 | | 385 Ordinary Shares |
| CBA Equities Limited ACN 003 485 952 | Wednesday, 21 October 2015 | 28,817.30 | | 5,230 Ordinary Shares |
| CBA Equities Limited ACN 003 485 952 | Wednesday, 21 October 2015 | N/A | | 422,269 Ordinary Shares (borrowed from Barclays Capital Securities Ltd, see Annexure C) |
| CBA Equities Limited ACN 003 485 952 | Thursday, 22 October 2015 | 4,027.80 | | 735 Ordinary Shares |
| CBA Equities Limited ACN 003 485 952 | Thursday, 22 October 2015 | 2,422.95 | | 435 Ordinary Shares |
| CBA Equities Limited ACN 003 485 952 | Thursday, 22 October 2015 | 1,843.67 | | 331 Ordinary Shares |
| CBA Equities Limited ACN 003 485 952 | Thursday, 22 October 2015 | 278.50 | | 50 Ordinary Shares |
| CBA Equities Limited ACN 003 485 952 | Thursday, 22 October 2015 | N/A | | 422,269 Ordinary Shares (borrowed from Barclays Capital Securities Ltd, see Annexure C) |
| CBA Equities Limited ACN 003 485 952 | Friday, 23 October 2015 | 143.13 | | 25 Ordinary Shares |
| CBA Equities Limited ACN 003 485 952 | Friday, 23 October 2015 | 1,348.74 | | 236 Ordinary Shares |
| CBA Equities Limited ACN 003 485 952 | Friday, 23 October 2015 | 205.74 | | 36 Ordinary Shares |
| CBA Equities Limited ACN 003 485 952 | Friday, 23 October 2015 | 1,320.17 | | 231 Ordinary Shares |
| CBA Equities Limited ACN 003 485 952 | Friday, 23 October 2015 | 5.71 | | 1 Ordinary Shares |
| CBA Equities Limited ACN 003 485 952 | Friday, 23 October 2015 | 491.49 | | 86 Ordinary Shares |
| CBA Equities Limited ACN 003 485 952 | Friday, 23 October 2015 | 160.02 | | 28 Ordinary Shares |

| | | | | |
|---|-------------------------|----------|--|--------------------------|
| CBA Equities Limited ACN 003 485 952 | Friday, 23 October 2015 | 3,080.38 | | 539 Ordinary Shares |
| CBA Equities Limited ACN 003 485 952 | Friday, 23 October 2015 | 2,234.57 | | 391 Ordinary Shares |
| CBA Equities Limited ACN 003 485 952 | Friday, 23 October 2015 | 411.48 | | 72 Ordinary Shares |
| CBA Equities Limited ACN 003 485 952 | Friday, 23 October 2015 | 2,023.11 | | 354 Ordinary Shares |
| CBA Equities Limited ACN 003 485 952 | Friday, 23 October 2015 | 217.17 | | 38 Ordinary Shares |
| CBA Equities Limited ACN 003 485 952 | Friday, 23 October 2015 | 331.47 | | 58 Ordinary Shares |
| CBA Equities Limited ACN 003 485 952 | Friday, 23 October 2015 | 188.60 | | 33 Ordinary Shares |
| CBA Equities Limited ACN 003 485 952 | Friday, 23 October 2015 | 1,600.20 | | 280 Ordinary Shares |
| CBA Equities Limited ACN 003 485 952 | Friday, 23 October 2015 | 1,485.90 | | 260 Ordinary Shares |
| CBA Equities Limited ACN 003 485 952 | Friday, 23 October 2015 | 302.89 | | 53 Ordinary Shares |
| CBA Equities Limited ACN 003 485 952 | Friday, 23 October 2015 | 417.19 | | 73 Ordinary Shares |
| CBA Equities Limited ACN 003 485 952 | Friday, 23 October 2015 | 4,667.52 | | 816 Ordinary Shares |
| CBA Equities Limited ACN 003 485 952 | Friday, 23 October 2015 | 3,712.28 | | 649 Ordinary Shares |
| CBA Equities Limited ACN 003 485 952 | Friday, 23 October 2015 | 263.35 | | 46 Ordinary Shares |
| CBA Equities Limited ACN 003 485 952 | Friday, 23 October 2015 | 8,437.00 | | 1,475 Ordinary Shares |
| CBA Equities Limited ACN 003 485 952 | Friday, 23 October 2015 | 1,706.05 | | 298 Ordinary Shares |
| CBA Equities Limited ACN 003 485 952 | Friday, 23 October 2015 | 1,328.20 | | 232 Ordinary Shares |
| CBA Equities Limited ACN 003 485 952 | Friday, 23 October 2015 | 131.56 | | 23 Ordinary Shares |

| | | | | |
|---|-------------------------|----------|--|-----------------------|
| CBA Equities Limited ACN 003 485 952 | Friday, 23 October 2015 | 989.56 | | 173 Ordinary Shares |
| CBA Equities Limited ACN 003 485 952 | Friday, 23 October 2015 | 234.52 | | 41 Ordinary Shares |
| CBA Equities Limited ACN 003 485 952 | Friday, 23 October 2015 | 537.68 | | 94 Ordinary Shares |
| CBA Equities Limited ACN 003 485 952 | Friday, 23 October 2015 | 5.72 | | 1 Ordinary Shares |
| CBA Equities Limited ACN 003 485 952 | Friday, 23 October 2015 | 1,327.04 | | 232 Ordinary Shares |
| CBA Equities Limited ACN 003 485 952 | Friday, 23 October 2015 | 22.88 | | 4 Ordinary Shares |
| CBA Equities Limited ACN 003 485 952 | Friday, 23 October 2015 | 11.44 | | 2 Ordinary Shares |
| CBA Equities Limited ACN 003 485 952 | Friday, 23 October 2015 | 1,744.60 | | 305 Ordinary Shares |
| CBA Equities Limited ACN 003 485 952 | Friday, 23 October 2015 | 1,778.92 | | 311 Ordinary Shares |
| CBA Equities Limited ACN 003 485 952 | Friday, 23 October 2015 | 320.60 | | 56 Ordinary Shares |
| CBA Equities Limited ACN 003 485 952 | Friday, 23 October 2015 | 80.29 | | 14 Ordinary Shares |
| CBA Equities Limited ACN 003 485 952 | Friday, 23 October 2015 | 6,417.60 | | 1,120 Ordinary Shares |
| CBA Equities Limited ACN 003 485 952 | Friday, 23 October 2015 | 1,653.08 | | 289 Ordinary Shares |
| CBA Equities Limited ACN 003 485 952 | Friday, 23 October 2015 | 3,243.24 | | 567 Ordinary Shares |
| CBA Equities Limited ACN 003 485 952 | Friday, 23 October 2015 | 1,321.32 | | 231 Ordinary Shares |
| CBA Equities Limited ACN 003 485 952 | Friday, 23 October 2015 | 320.32 | | 56 Ordinary Shares |
| CBA Equities Limited ACN 003 485 952 | Friday, 23 October 2015 | 22.88 | | 4 Ordinary Shares |
| CBA Equities Limited ACN 003 485 952 | Friday, 23 October 2015 | 5.72 | | 1 Ordinary Shares |

| | | | | |
|---|-------------------------|----------|--|--------------------------|
| CBA Equities Limited ACN 003 485 952 | Friday, 23 October 2015 | 1,023.88 | | 179 Ordinary Shares |
| CBA Equities Limited ACN 003 485 952 | Friday, 23 October 2015 | 348.92 | | 61 Ordinary Shares |
| CBA Equities Limited ACN 003 485 952 | Friday, 23 October 2015 | 549.12 | | 96 Ordinary Shares |
| CBA Equities Limited ACN 003 485 952 | Friday, 23 October 2015 | 1,441.44 | | 252 Ordinary Shares |
| CBA Equities Limited ACN 003 485 952 | Friday, 23 October 2015 | 22.88 | | 4 Ordinary Shares |
| CBA Equities Limited ACN 003 485 952 | Friday, 23 October 2015 | 137.28 | | 24 Ordinary Shares |
| CBA Equities Limited ACN 003 485 952 | Friday, 23 October 2015 | 5,040.07 | | 885 Ordinary Shares |
| CBA Equities Limited ACN 003 485 952 | Friday, 23 October 2015 | 375.87 | | 66 Ordinary Shares |
| CBA Equities Limited ACN 003 485 952 | Friday, 23 October 2015 | 6,344.35 | | 1,115 Ordinary Shares |
| CBA Equities Limited ACN 003 485 952 | Friday, 23 October 2015 | 994.87 | | 175 Ordinary Shares |
| CBA Equities Limited ACN 003 485 952 | Friday, 23 October 2015 | 835.85 | | 146 Ordinary Shares |
| CBA Equities Limited ACN 003 485 952 | Friday, 23 October 2015 | 2,359.27 | | 415 Ordinary Shares |
| CBA Equities Limited ACN 003 485 952 | Friday, 23 October 2015 | 227.40 | | 40 Ordinary Shares |
| CBA Equities Limited ACN 003 485 952 | Friday, 23 October 2015 | 267.19 | | 47 Ordinary Shares |
| CBA Equities Limited ACN 003 485 952 | Friday, 23 October 2015 | 34.02 | | 6 Ordinary Shares |
| CBA Equities Limited ACN 003 485 952 | Friday, 23 October 2015 | 283.00 | | 50 Ordinary Shares |
| CBA Equities Limited ACN 003 485 952 | Friday, 23 October 2015 | 7,024.06 | | 1,241 Ordinary Shares |
| CBA Equities Limited ACN 003 485 952 | Friday, 23 October 2015 | 343.50 | | 60 Ordinary Shares |

| | | | | |
|---|-------------------------|-----------|--|---|
| CBA Equities Limited ACN 003 485 952 | Friday, 23 October 2015 | 2,072.45 | | 362 Ordinary Shares |
| CBA Equities Limited ACN 003 485 952 | Friday, 23 October 2015 | 1,660.25 | | 290 Ordinary Shares |
| CBA Equities Limited ACN 003 485 952 | Friday, 23 October 2015 | 916.00 | | 160 Ordinary Shares |
| CBA Equities Limited ACN 003 485 952 | Friday, 23 October 2015 | 4,536.63 | | 798 Ordinary Shares |
| CBA Equities Limited ACN 003 485 952 | Friday, 23 October 2015 | 3,555.68 | | 626 Ordinary Shares |
| CBA Equities Limited ACN 003 485 952 | Friday, 23 October 2015 | 2,834.32 | | 499 Ordinary Shares |
| CBA Equities Limited ACN 003 485 952 | Friday, 23 October 2015 | 28.63 | | 5 Ordinary Shares |
| CBA Equities Limited ACN 003 485 952 | Friday, 23 October 2015 | 1,777.37 | | 311 Ordinary Shares |
| CBA Equities Limited ACN 003 485 952 | Friday, 23 October 2015 | 2,173.60 | | 380 Ordinary Shares |
| CBA Equities Limited ACN 003 485 952 | Friday, 23 October 2015 | 8,437.00 | | 1,475 Ordinary Shares |
| CBA Equities Limited ACN 003 485 952 | Friday, 23 October 2015 | 91.52 | | 16 Ordinary Shares |
| CBA Equities Limited ACN 003 485 952 | Friday, 23 October 2015 | 3,878.16 | | 678 Ordinary Shares |
| CBA Equities Limited ACN 003 485 952 | Friday, 23 October 2015 | 10,584.56 | | 1,844 Ordinary Shares |
| CBA Equities Limited ACN 003 485 952 | Friday, 23 October 2015 | 2,123.97 | | 371 Ordinary Shares |
| CBA Equities Limited ACN 003 485 952 | Friday, 23 October 2015 | 2,003.75 | | 350 Ordinary Shares |
| CBA Equities Limited ACN 003 485 952 | Friday, 23 October 2015 | 397.95 | | 70 Ordinary Shares |
| CBA Equities Limited ACN 003 485 952 | Friday, 23 October 2015 | N/A | | 422,269 Ordinary Shares (borrowed from Barclays Capital Securities Ltd, see Annexure C) |
| CBA Equities Limited | Monday, 26 October 2015 | 14,886.60 | | 2,580 Ordinary |

| | | | | |
|---|----------------------------|-----------|--|---|
| ACN 003 485 952 | | | | Shares |
| CBA Equities Limited ACN 003 485 952 | Monday, 26 October 2015 | 2,469.56 | | 428 Ordinary Shares |
| CBA Equities Limited ACN 003 485 952 | Monday, 26 October 2015 | 2,469.56 | | 428 Ordinary Shares |
| CBA Equities Limited ACN 003 485 952 | Monday, 26 October 2015 | 4,307.10 | | 735 Ordinary Shares |
| CBA Equities Limited ACN 003 485 952 | Monday, 26 October 2015 | 4,292.40 | | 735 Ordinary Shares |
| CBA Equities Limited ACN 003 485 952 | Monday, 26 October 2015 | 507.21 | | 87 Ordinary Shares |
| CBA Equities Limited ACN 003 485 952 | Monday, 26 October 2015 | N/A | | 422,015 Ordinary Shares (borrowed from Barclays Capital Securities Ltd, see Annexure C) |
| CBA Equities Limited ACN 003 485 952 | Tuesday, 27 October 2015 | 2,658.88 | | 448 Ordinary Shares |
| CBA Equities Limited ACN 003 485 952 | Tuesday, 27 October 2015 | 230.88 | | 39 Ordinary Shares |
| CBA Equities Limited ACN 003 485 952 | Tuesday, 27 October 2015 | 6,439.98 | | 1,086 Ordinary Shares |
| CBA Equities Limited ACN 003 485 952 | Tuesday, 27 October 2015 | 6,630.40 | | 1,120 Ordinary Shares |
| CBA Equities Limited ACN 003 485 952 | Tuesday, 27 October 2015 | 4,336.50 | | 735 Ordinary Shares |
| CBA Equities Limited ACN 003 485 952 | Tuesday, 27 October 2015 | 54,563.80 | | 9,155 Ordinary Shares |
| CBA Equities Limited ACN 003 485 952 | Tuesday, 27 October 2015 | N/A | | 411,937 Ordinary Shares (borrowed from Barclays Capital Securities Ltd, see Annexure C) |
| CBA Equities Limited ACN 003 485 952 | Wednesday, 28 October 2015 | 2,578.30 | | 437 Ordinary Shares |
| CBA Equities Limited ACN 003 485 952 | Wednesday, 28 October 2015 | 4,336.50 | | 735 Ordinary Shares |
| CBA Equities Limited ACN 003 485 952 | Wednesday, 28 October 2015 | 16,124.70 | | 2,733 Ordinary Shares |

| | | | | |
|---|----------------------------|-----------|--|---|
| CBA Equities Limited ACN 003 485 952 | Wednesday, 28 October 2015 | 23,623.60 | | 4,004 Ordinary Shares |
| CBA Equities Limited ACN 003 485 952 | Wednesday, 28 October 2015 | 865.78 | | 146 Ordinary Shares |
| CBA Equities Limited ACN 003 485 952 | Wednesday, 28 October 2015 | 498.12 | | 84 Ordinary Shares |
| CBA Equities Limited ACN 003 485 952 | Wednesday, 28 October 2015 | 431.43 | | 73 Ordinary Shares |
| CBA Equities Limited ACN 003 485 952 | Wednesday, 28 October 2015 | N/A | | 379,404 Ordinary Shares (borrowed from Barclays Capital Securities Ltd, see Annexure C) |
| CBA Equities Limited ACN 003 485 952 | Thursday, 29 October 2015 | 296.31 | | 51 Ordinary Shares |
| CBA Equities Limited ACN 003 485 952 | Thursday, 29 October 2015 | 3,799.74 | | 654 Ordinary Shares |
| CBA Equities Limited ACN 003 485 952 | Thursday, 29 October 2015 | 174.30 | | 30 Ordinary Shares |
| CBA Equities Limited ACN 003 485 952 | Thursday, 29 October 2015 | 4,263.00 | | 735 Ordinary Shares |
| CBA Equities Limited ACN 003 485 952 | Thursday, 29 October 2015 | 10,460.70 | | 1,773 Ordinary Shares |
| CBA Equities Limited ACN 003 485 952 | Thursday, 29 October 2015 | 3,315.80 | | 562 Ordinary Shares |
| CBA Equities Limited ACN 003 485 952 | Thursday, 29 October 2015 | 70.80 | | 12 Ordinary Shares |
| CBA Equities Limited ACN 003 485 952 | Thursday, 29 October 2015 | 672.60 | | 114 Ordinary Shares |
| CBA Equities Limited ACN 003 485 952 | Thursday, 29 October 2015 | 3,628.50 | | 615 Ordinary Shares |
| CBA Equities Limited ACN 003 485 952 | Thursday, 29 October 2015 | 1,852.60 | | 314 Ordinary Shares |
| CBA Equities Limited ACN 003 485 952 | Thursday, 29 October 2015 | 4,263.00 | | 735 Ordinary Shares |
| CBA Equities Limited ACN 003 485 952 | Thursday, 29 October 2015 | N/A | | 333,924 Ordinary Shares (borrowed from Barclays Capital Securities Ltd, see Annexure C) |

| | | | | |
|---|-------------------------|-----------|--|---|
| CBA Equities Limited ACN 003 485 952 | Friday, 30 October 2015 | 7,941.72 | | 1,374 Ordinary Shares |
| CBA Equities Limited ACN 003 485 952 | Friday, 30 October 2015 | 5,970.74 | | 1,033 Ordinary Shares |
| CBA Equities Limited ACN 003 485 952 | Friday, 30 October 2015 | 5,947.62 | | 1,029 Ordinary Shares |
| CBA Equities Limited ACN 003 485 952 | Friday, 30 October 2015 | 2,537.00 | | 430 Ordinary Shares |
| CBA Equities Limited ACN 003 485 952 | Friday, 30 October 2015 | 1,799.50 | | 305 Ordinary Shares |
| CBA Equities Limited ACN 003 485 952 | Friday, 30 October 2015 | 54,734.30 | | 9,277 Ordinary Shares |
| CBA Equities Limited ACN 003 485 952 | Friday, 30 October 2015 | 16,750.10 | | 2,839 Ordinary Shares |
| CBA Equities Limited ACN 003 485 952 | Friday, 30 October 2015 | 4,255.65 | | 735 Ordinary Shares |
| CBA Equities Limited ACN 003 485 952 | Friday, 30 October 2015 | 2,564.97 | | 443 Ordinary Shares |
| CBA Equities Limited ACN 003 485 952 | Friday, 30 October 2015 | 1,447.50 | | 250 Ordinary Shares |
| CBA Equities Limited ACN 003 485 952 | Friday, 30 October 2015 | 243.18 | | 42 Ordinary Shares |
| CBA Equities Limited ACN 003 485 952 | Friday, 30 October 2015 | N/A | | 253,049 Ordinary Shares (borrowed from Barclays Capital Securities Ltd, see Annexure C) |
| CBA Equities Limited ACN 003 485 952 | Monday, 2 November 2015 | 4,321.80 | | 735 Ordinary Shares |
| CBA Equities Limited ACN 003 485 952 | Monday, 2 November 2015 | 585.00 | | 100 Ordinary Shares |
| CBA Equities Limited ACN 003 485 952 | Monday, 2 November 2015 | 265.95 | | 45 Ordinary Shares |
| CBA Equities Limited ACN 003 485 952 | Monday, 2 November 2015 | 4,373.25 | | 735 Ordinary Shares |
| CBA Equities Limited ACN 003 485 952 | Monday, 2 November 2015 | 3,356.88 | | 568 Ordinary Shares |
| CBA Equities Limited | Monday, 2 November 2015 | 986.97 | | 167 Ordinary Shares |

| | | | | |
|---|--------------------------|-----------|--|--|
| ACN 003 485 952 | | | | |
| CBA Equities Limited ACN 003 485 952 | Monday, 2 November 2015 | 4,274.76 | | 727 Ordinary Shares |
| CBA Equities Limited ACN 003 485 952 | Monday, 2 November 2015 | 47.04 | | 8 Ordinary Shares |
| CBA Equities Limited ACN 003 485 952 | Monday, 2 November 2015 | 3,714.75 | | 635 Ordinary Shares |
| CBA Equities Limited ACN 003 485 952 | Monday, 2 November 2015 | 218.67 | | 37 Ordinary Shares |
| CBA Equities Limited ACN 003 485 952 | Monday, 2 November 2015 | 3,876.96 | | 656 Ordinary Shares |
| CBA Equities Limited ACN 003 485 952 | Monday, 2 November 2015 | N/A | | 84,368 Ordinary Shares (borrowed from Barclays Capital Securities Ltd, see Annexure C) |
| CBA Equities Limited ACN 003 485 952 | Tuesday, 3 November 2015 | 4,321.80 | | 735 Ordinary Shares |
| CBA Equities Limited ACN 003 485 952 | Tuesday, 3 November 2015 | 4,373.25 | | 735 Ordinary Shares |
| CBA Equities Limited ACN 003 485 952 | Tuesday, 3 November 2015 | 6,555.06 | | 1,098 Ordinary Shares |
| CBA Equities Limited ACN 003 485 952 | Tuesday, 3 November 2015 | 1,313.40 | | 220 Ordinary Shares |
| CBA Equities Limited ACN 003 485 952 | Tuesday, 3 November 2015 | 3,140.22 | | 526 Ordinary Shares |
| CBA Equities Limited ACN 003 485 952 | Tuesday, 3 November 2015 | 13,939.95 | | 2,335 Ordinary Shares |
| CBA Equities Limited ACN 003 485 952 | Tuesday, 3 November 2015 | 4,343.85 | | 735 Ordinary Shares |
| CBA Equities Limited ACN 003 485 952 | Tuesday, 3 November 2015 | 4,365.90 | | 735 Ordinary Shares |
| CBA Equities Limited ACN 003 485 952 | Tuesday, 3 November 2015 | 2,269.28 | | 383 Ordinary Shares |
| CBA Equities Limited ACN 003 485 952 | Tuesday, 3 November 2015 | 1,510.88 | | 255 Ordinary Shares |
| CBA Equities Limited ACN 003 485 952 | Tuesday, 3 November 2015 | 575.21 | | 97 Ordinary Shares |

| | | | | |
|---|----------------------------|-----------|--|--|
| CBA Equities Limited ACN 003 485 952 | Tuesday, 3 November 2015 | 2,149.12 | | 368 Ordinary Shares |
| CBA Equities Limited ACN 003 485 952 | Tuesday, 3 November 2015 | 2,143.28 | | 367 Ordinary Shares |
| CBA Equities Limited ACN 003 485 952 | Tuesday, 3 November 2015 | N/A | | 80,275 Ordinary Shares (borrowed from Barclays Capital Securities Ltd, see Annexure C) |
| CBA Equities Limited ACN 003 485 952 | Wednesday, 4 November 2015 | N/A | | 80,275 Ordinary Shares (borrowed from Barclays Capital Securities Ltd, see Annexure C) |
| CBA Equities Limited ACN 003 485 952 | Thursday, 5 November 2015 | 3,906.00 | | 651 Ordinary Shares |
| CBA Equities Limited ACN 003 485 952 | Thursday, 5 November 2015 | N/A | | 80,275 Ordinary Shares (borrowed from Barclays Capital Securities Ltd, see Annexure C) |
| CBA Equities Limited ACN 003 485 952 | Thursday, 5 November 2015 | N/A | | 80,275 Ordinary Shares (borrowed from Barclays Capital Securities Ltd, see Annexure C) |
| CBA Equities Limited ACN 003 485 952 | Friday, 6 November 2015 | 1,201.98 | | 201 Ordinary Shares |
| CBA Equities Limited ACN 003 485 952 | Friday, 6 November 2015 | 3,193.32 | | 534 Ordinary Shares |
| CBA Equities Limited ACN 003 485 952 | Friday, 6 November 2015 | 22,122.00 | | 3,687 Ordinary Shares |
| CBA Equities Limited ACN 003 485 952 | Friday, 6 November 2015 | 885.04 | | 148 Ordinary Shares |
| CBA Equities Limited ACN 003 485 952 | Friday, 6 November 2015 | 143.04 | | 24 Ordinary Shares |
| CBA Equities Limited ACN 003 485 952 | Friday, 6 November 2015 | 1,084.72 | | 182 Ordinary Shares |
| CBA Equities Limited ACN 003 485 952 | Friday, 6 November 2015 | 643.68 | | 108 Ordinary Shares |
| CBA Equities Limited ACN 003 485 952 | Friday, 6 November 2015 | 2,521.08 | | 423 Ordinary Shares |

| | | | | |
|---|---------------------------|-----------|--|--|
| CBA Equities Limited ACN 003 485 952 | Friday, 6 November 2015 | N/A | | 80,275 Ordinary Shares (borrowed from Barclays Capital Securities Ltd, see Annexure C) |
| CBA Equities Limited ACN 003 485 952 | Monday, 9 November 2015 | 4,380.60 | | 735 Ordinary Shares |
| CBA Equities Limited ACN 003 485 952 | Monday, 9 November 2015 | 6,368.82 | | 1,074 Ordinary Shares |
| CBA Equities Limited ACN 003 485 952 | Monday, 9 November 2015 | 12,595.32 | | 2,124 Ordinary Shares |
| CBA Equities Limited ACN 003 485 952 | Monday, 9 November 2015 | 8,788.26 | | 1,482 Ordinary Shares |
| CBA Equities Limited ACN 003 485 952 | Monday, 9 November 2015 | 7,323.55 | | 1,235 Ordinary Shares |
| CBA Equities Limited ACN 003 485 952 | Monday, 9 November 2015 | 6,439.98 | | 1,086 Ordinary Shares |
| CBA Equities Limited ACN 003 485 952 | Monday, 9 November 2015 | 94.88 | | 16 Ordinary Shares |
| CBA Equities Limited ACN 003 485 952 | Monday, 9 November 2015 | 2,004.34 | | 338 Ordinary Shares |
| CBA Equities Limited ACN 003 485 952 | Monday, 9 November 2015 | 10,359.71 | | 1,747 Ordinary Shares |
| CBA Equities Limited ACN 003 485 952 | Monday, 9 November 2015 | 8,930.58 | | 1,506 Ordinary Shares |
| CBA Equities Limited ACN 003 485 952 | Monday, 9 November 2015 | 10,384.00 | | 1,760 Ordinary Shares |
| CBA Equities Limited ACN 003 485 952 | Monday, 9 November 2015 | 200.60 | | 34 Ordinary Shares |
| CBA Equities Limited ACN 003 485 952 | Monday, 9 November 2015 | 7,817.50 | | 1,325 Ordinary Shares |
| CBA Equities Limited ACN 003 485 952 | Monday, 9 November 2015 | 1,262.60 | | 214 Ordinary Shares |
| CBA Equities Limited ACN 003 485 952 | Monday, 9 November 2015 | N/A | | 80,275 Ordinary Shares (borrowed from Barclays Capital Securities Ltd, see Annexure C) |
| CBA Equities Limited ACN 003 485 952 | Tuesday, 10 November 2015 | 613.60 | | 104 Ordinary Shares |

| | | | | |
|---|-----------------------------|-----------|--|---|
| CBA Equities Limited ACN 003 485 952 | Tuesday, 10 November 2015 | 247.80 | | 42 Ordinary Shares |
| CBA Equities Limited ACN 003 485 952 | Tuesday, 10 November 2015 | 2,165.30 | | 367 Ordinary Shares |
| CBA Equities Limited ACN 003 485 952 | Tuesday, 10 November 2015 | 873.20 | | 148 Ordinary Shares |
| CBA Equities Limited ACN 003 485 952 | Tuesday, 10 November 2015 | 5,758.40 | | 976 Ordinary Shares |
| CBA Equities Limited ACN 003 485 952 | Tuesday, 10 November 2015 | 10,242.40 | | 1,736 Ordinary Shares |
| CBA Equities Limited ACN 003 485 952 | Tuesday, 10 November 2015 | 1,004.70 | | 170 Ordinary Shares |
| CBA Equities Limited ACN 003 485 952 | Tuesday, 10 November 2015 | 384.15 | | 65 Ordinary Shares |
| CBA Equities Limited ACN 003 485 952 | Tuesday, 10 November 2015 | 315.88 | | 53 Ordinary Shares |
| CBA Equities Limited ACN 003 485 952 | Tuesday, 10 November 2015 | 238.40 | | 40 Ordinary Shares |
| CBA Equities Limited ACN 003 485 952 | Tuesday, 10 November 2015 | 3,856.12 | | 647 Ordinary Shares |
| CBA Equities Limited ACN 003 485 952 | Tuesday, 10 November 2015 | 2,984.55 | | 505 Ordinary Shares |
| CBA Equities Limited ACN 003 485 952 | Tuesday, 10 November 2015 | N/A | | 8,656 Ordinary Shares (borrowed from Barclays Capital Securities Ltd, see Annexure C) |
| CBA Equities Limited ACN 003 485 952 | Wednesday, 11 November 2015 | 727.20 | | 120 Ordinary Shares |
| CBA Equities Limited ACN 003 485 952 | Wednesday, 11 November 2015 | 1,413.36 | | 234 Ordinary Shares |
| CBA Equities Limited ACN 003 485 952 | Wednesday, 11 November 2015 | 1,081.16 | | 179 Ordinary Shares |
| CBA Equities Limited ACN 003 485 952 | Wednesday, 11 November 2015 | 1,944.88 | | 322 Ordinary Shares |
| CBA Equities Limited ACN 003 485 952 | Wednesday, 11 November 2015 | 4,481.03 | | 731 Ordinary Shares |
| CBA Equities Limited | Wednesday, 11 November 2015 | 316.68 | | 52 Ordinary Shares |

| | | | | |
|---|-----------------------------|-----------|--|---|
| ACN 003 485 952 | | | | |
| CBA Equities Limited ACN 003 485 952 | Wednesday, 11 November 2015 | 4,159.47 | | 683 Ordinary Shares |
| CBA Equities Limited ACN 003 485 952 | Wednesday, 11 November 2015 | 17,419.20 | | 2,865 Ordinary Shares |
| CBA Equities Limited ACN 003 485 952 | Wednesday, 11 November 2015 | 24.60 | | 4 Ordinary Shares |
| CBA Equities Limited ACN 003 485 952 | Wednesday, 11 November 2015 | N/A | | 8,656 Ordinary Shares (borrowed from Barclays Capital Securities Ltd, see Annexure C) |
| CBA Equities Limited ACN 003 485 952 | Wednesday, 11 November 2015 | N/A | | 57,467 Ordinary Shares (borrowed from Macquarie Bank Limited, see Annexure C) |
| CBA Equities Limited ACN 003 485 952 | Thursday, 12 November 2015 | 4,558.40 | | 740 Ordinary Shares |
| CBA Equities Limited ACN 003 485 952 | Thursday, 12 November 2015 | 4,196.10 | | 710 Ordinary Shares |
| CBA Equities Limited ACN 003 485 952 | Thursday, 12 November 2015 | 15,241.89 | | 2,579 Ordinary Shares |
| CBA Equities Limited ACN 003 485 952 | Thursday, 12 November 2015 | 3,633.42 | | 633 Ordinary Shares |
| CBA Equities Limited ACN 003 485 952 | Thursday, 12 November 2015 | N/A | | 8,656 Ordinary Shares (borrowed from Barclays Capital Securities Ltd, see Annexure C) |
| CBA Equities Limited ACN 003 485 952 | Friday, 13 November 2015 | 16,079.60 | | 2,636 Ordinary Shares |
| CBA Equities Limited ACN 003 485 952 | Friday, 13 November 2015 | 1,512.80 | | 248 Ordinary Shares |
| CBA Equities Limited ACN 003 485 952 | Friday, 13 November 2015 | 2,287.50 | | 375 Ordinary Shares |
| CBA Equities Limited ACN 003 485 952 | Friday, 13 November 2015 | 3,507.50 | | 575 Ordinary Shares |
| CBA Equities Limited ACN 003 485 952 | Friday, 13 November 2015 | 13,389.50 | | 2,195 Ordinary Shares |

| | | | | |
|---|---------------------------|-----------|--|---|
| CBA Equities Limited ACN 003 485 952 | Friday, 13 November 2015 | 23,729.00 | | 3,890 Ordinary Shares |
| CBA Equities Limited ACN 003 485 952 | Friday, 13 November 2015 | 7,899.50 | | 1,295 Ordinary Shares |
| CBA Equities Limited ACN 003 485 952 | Friday, 13 November 2015 | 3,989.40 | | 654 Ordinary Shares |
| CBA Equities Limited ACN 003 485 952 | Friday, 13 November 2015 | 3,330.60 | | 546 Ordinary Shares |
| CBA Equities Limited ACN 003 485 952 | Friday, 13 November 2015 | 1,447.20 | | 240 Ordinary Shares |
| CBA Equities Limited ACN 003 485 952 | Friday, 13 November 2015 | 2,984.85 | | 495 Ordinary Shares |
| CBA Equities Limited ACN 003 485 952 | Friday, 13 November 2015 | 1,903.20 | | 312 Ordinary Shares |
| CBA Equities Limited ACN 003 485 952 | Friday, 13 November 2015 | 4,666.50 | | 765 Ordinary Shares |
| CBA Equities Limited ACN 003 485 952 | Friday, 13 November 2015 | 12,065.80 | | 1,978 Ordinary Shares |
| CBA Equities Limited ACN 003 485 952 | Friday, 13 November 2015 | N/A | | 8,656 Ordinary Shares (borrowed from Barclays Capital Securities Ltd, see Annexure C) |
| CBA Equities Limited ACN 003 485 952 | Monday, 16 November 2015 | 90.45 | | 15 Ordinary Shares |
| CBA Equities Limited ACN 003 485 952 | Monday, 16 November 2015 | 9,322.38 | | 1,546 Ordinary Shares |
| CBA Equities Limited ACN 003 485 952 | Monday, 16 November 2015 | 4,003.92 | | 664 Ordinary Shares |
| CBA Equities Limited ACN 003 485 952 | Monday, 16 November 2015 | 4,454.10 | | 735 Ordinary Shares |
| CBA Equities Limited ACN 003 485 952 | Monday, 16 November 2015 | 4,505.55 | | 735 Ordinary Shares |
| CBA Equities Limited ACN 003 485 952 | Monday, 16 November 2015 | N/A | | 8,656 Ordinary Shares (borrowed from Barclays Capital Securities Ltd, see Annexure C) |
| CBA Equities Limited ACN 003 485 952 | Tuesday, 17 November 2015 | 2,430.07 | | 391 Ordinary Shares |

| | | | | |
|---|---------------------------|-----------|--|--------------------------|
| CBA Equities Limited ACN 003 485 952 | Tuesday, 17 November 2015 | 528.27 | | 85 Ordinary Shares |
| CBA Equities Limited ACN 003 485 952 | Tuesday, 17 November 2015 | 1,199.49 | | 193 Ordinary Shares |
| CBA Equities Limited ACN 003 485 952 | Tuesday, 17 November 2015 | 1,584.83 | | 255 Ordinary Shares |
| CBA Equities Limited ACN 003 485 952 | Tuesday, 17 November 2015 | 1,634.55 | | 263 Ordinary Shares |
| CBA Equities Limited ACN 003 485 952 | Tuesday, 17 November 2015 | 1,715.34 | | 276 Ordinary Shares |
| CBA Equities Limited ACN 003 485 952 | Tuesday, 17 November 2015 | 534.49 | | 86 Ordinary Shares |
| CBA Equities Limited ACN 003 485 952 | Tuesday, 17 November 2015 | 385.33 | | 62 Ordinary Shares |
| CBA Equities Limited ACN 003 485 952 | Tuesday, 17 November 2015 | 10,426.88 | | 1,675 Ordinary Shares |
| CBA Equities Limited ACN 003 485 952 | Tuesday, 17 November 2015 | 9,150.75 | | 1,470 Ordinary Shares |
| CBA Equities Limited ACN 003 485 952 | Tuesday, 17 November 2015 | 6,878.63 | | 1,105 Ordinary Shares |
| CBA Equities Limited ACN 003 485 952 | Tuesday, 17 November 2015 | 7,750.13 | | 1,245 Ordinary Shares |
| CBA Equities Limited ACN 003 485 952 | Tuesday, 17 November 2015 | 7,563.38 | | 1,215 Ordinary Shares |
| CBA Equities Limited ACN 003 485 952 | Tuesday, 17 November 2015 | 199.20 | | 32 Ordinary Shares |
| CBA Equities Limited ACN 003 485 952 | Tuesday, 17 November 2015 | 504.22 | | 81 Ordinary Shares |
| CBA Equities Limited ACN 003 485 952 | Tuesday, 17 November 2015 | 7,065.38 | | 1,135 Ordinary Shares |
| CBA Equities Limited ACN 003 485 952 | Tuesday, 17 November 2015 | 223.92 | | 36 Ordinary Shares |
| CBA Equities Limited ACN 003 485 952 | Tuesday, 17 November 2015 | 22,659.46 | | 3,643 Ordinary Shares |
| CBA Equities Limited ACN 003 485 952 | Tuesday, 17 November 2015 | 19,580.56 | | 3,148 Ordinary Shares |

| | | | | |
|---|-----------------------------|----------|--|--|
| CBA Equities Limited ACN 003 485 952 | Tuesday, 17 November 2015 | 9,150.75 | | 1,470 Ordinary Shares |
| CBA Equities Limited ACN 003 485 952 | Tuesday, 17 November 2015 | 4,601.10 | | 735 Ordinary Shares |
| CBA Equities Limited ACN 003 485 952 | Tuesday, 17 November 2015 | 4,579.05 | | 735 Ordinary Shares |
| CBA Equities Limited ACN 003 485 952 | Tuesday, 17 November 2015 | N/A | | 119,581 Ordinary Shares (borrowed from Barclays Capital Securities Ltd, see Annexure C) |
| CBA Equities Limited ACN 003 485 952 | Tuesday, 17 November 2015 | N/A | | 198,000 Ordinary Shares (borrowed from Citigroup Global Markets Australia Pty Ltd, see Annexure C) |
| CBA Equities Limited ACN 003 485 952 | Wednesday, 18 November 2015 | 4,560.68 | | 735 Ordinary Shares |
| CBA Equities Limited ACN 003 485 952 | Wednesday, 18 November 2015 | 1,405.13 | | 225 Ordinary Shares |
| CBA Equities Limited ACN 003 485 952 | Wednesday, 18 November 2015 | 1,392.64 | | 223 Ordinary Shares |
| CBA Equities Limited ACN 003 485 952 | Wednesday, 18 November 2015 | 3,683.82 | | 588 Ordinary Shares |
| CBA Equities Limited ACN 003 485 952 | Wednesday, 18 November 2015 | 3,092.22 | | 492 Ordinary Shares |
| CBA Equities Limited ACN 003 485 952 | Wednesday, 18 November 2015 | 3,175.15 | | 506 Ordinary Shares |
| CBA Equities Limited ACN 003 485 952 | Wednesday, 18 November 2015 | 583.58 | | 93 Ordinary Shares |
| CBA Equities Limited ACN 003 485 952 | Wednesday, 18 November 2015 | 621.23 | | 99 Ordinary Shares |
| CBA Equities Limited ACN 003 485 952 | Wednesday, 18 November 2015 | 602.40 | | 96 Ordinary Shares |
| CBA Equities Limited ACN 003 485 952 | Wednesday, 18 November 2015 | 891.05 | | 142 Ordinary Shares |
| CBA Equities Limited ACN 003 485 952 | Wednesday, 18 November 2015 | 1,047.93 | | 167 Ordinary Shares |
| CBA Equities Limited ACN 003 485 952 | Wednesday, 18 November 2015 | 1,499.73 | | 239 Ordinary Shares |

| | | | | |
|---|-----------------------------|-----------|--|---|
| CBA Equities Limited ACN 003 485 952 | Wednesday, 18 November 2015 | 589.85 | | 94 Ordinary Shares |
| CBA Equities Limited ACN 003 485 952 | Wednesday, 18 November 2015 | 1,185.98 | | 189 Ordinary Shares |
| CBA Equities Limited ACN 003 485 952 | Wednesday, 18 November 2015 | 1,355.40 | | 216 Ordinary Shares |
| CBA Equities Limited ACN 003 485 952 | Wednesday, 18 November 2015 | 903.60 | | 144 Ordinary Shares |
| CBA Equities Limited ACN 003 485 952 | Wednesday, 18 November 2015 | 3,654.96 | | 582 Ordinary Shares |
| CBA Equities Limited ACN 003 485 952 | Wednesday, 18 November 2015 | 4,638.33 | | 738 Ordinary Shares |
| CBA Equities Limited ACN 003 485 952 | Wednesday, 18 November 2015 | 4,100.84 | | 653 Ordinary Shares |
| CBA Equities Limited ACN 003 485 952 | Wednesday, 18 November 2015 | 618.00 | | 100 Ordinary Shares |
| CBA Equities Limited ACN 003 485 952 | Wednesday, 18 November 2015 | 15,932.04 | | 2,578 Ordinary Shares |
| CBA Equities Limited ACN 003 485 952 | Wednesday, 18 November 2015 | 3,318.66 | | 537 Ordinary Shares |
| CBA Equities Limited ACN 003 485 952 | Wednesday, 18 November 2015 | N/A | | 58,152 Ordinary Shares (borrowed from Citigroup Global Markets Australia Pty Ltd, see Annexure C) |
| CBA Equities Limited ACN 003 485 952 | Thursday, 19 November 2015 | 256.87 | | 41 Ordinary Shares |
| CBA Equities Limited ACN 003 485 952 | Thursday, 19 November 2015 | 9,224.25 | | 1,470 Ordinary Shares |
| CBA Equities Limited ACN 003 485 952 | Thursday, 19 November 2015 | 3,414.42 | | 545 Ordinary Shares |
| CBA Equities Limited ACN 003 485 952 | Thursday, 19 November 2015 | 7,122.13 | | 1,135 Ordinary Shares |
| CBA Equities Limited ACN 003 485 952 | Thursday, 19 November 2015 | 9,216.90 | | 1,470 Ordinary Shares |
| CBA Equities Limited ACN 003 485 952 | Thursday, 19 November 2015 | 2,894.43 | | 462 Ordinary Shares |
| CBA Equities Limited | Thursday, 19 November 2015 | 7,090.75 | | 1,130 Ordinary |

| | | | | |
|---|----------------------------|----------|--|--|
| ACN 003 485 952 | | | | Shares |
| CBA Equities Limited ACN 003 485 952 | Thursday, 19 November 2015 | 7,044.80 | | 1,120 Ordinary Shares |
| CBA Equities Limited ACN 003 485 952 | Thursday, 19 November 2015 | 4,608.45 | | 735 Ordinary Shares |
| CBA Equities Limited ACN 003 485 952 | Thursday, 19 November 2015 | 805.12 | | 128 Ordinary Shares |
| CBA Equities Limited ACN 003 485 952 | Thursday, 19 November 2015 | 6,944.93 | | 1,105 Ordinary Shares |
| CBA Equities Limited ACN 003 485 952 | Thursday, 19 November 2015 | 4,615.80 | | 735 Ordinary Shares |
| CBA Equities Limited ACN 003 485 952 | Thursday, 19 November 2015 | 4,623.15 | | 735 Ordinary Shares |
| CBA Equities Limited ACN 003 485 952 | Thursday, 19 November 2015 | 6,961.50 | | 1,105 Ordinary Shares |
| CBA Equities Limited ACN 003 485 952 | Thursday, 19 November 2015 | 4,615.80 | | 735 Ordinary Shares |
| CBA Equities Limited ACN 003 485 952 | Thursday, 19 November 2015 | 6,922.82 | | 1,105 Ordinary Shares |
| CBA Equities Limited ACN 003 485 952 | Thursday, 19 November 2015 | N/A | | 11,364 Ordinary Shares (borrowed from Barclays Capital Securities Ltd, see Annexure C) |
| CBA Equities Limited ACN 003 485 952 | Friday, 20 November 2015 | 4,623.15 | | 735 Ordinary Shares |
| CBA Equities Limited ACN 003 485 952 | Friday, 20 November 2015 | 4,623.15 | | 735 Ordinary Shares |
| CBA Equities Limited ACN 003 485 952 | Monday, 23 November 2015 | 7,614.00 | | 1,175 Ordinary Shares |
| CBA Equities Limited ACN 003 485 952 | Monday, 23 November 2015 | 187.63 | | 29 Ordinary Shares |
| CBA Equities Limited ACN 003 485 952 | Monday, 23 November 2015 | 4,567.82 | | 706 Ordinary Shares |
| CBA Equities Limited ACN 003 485 952 | Monday, 23 November 2015 | 868.99 | | 134 Ordinary Shares |
| CBA Equities Limited ACN 003 485 952 | Monday, 23 November 2015 | 7,070.70 | | 1,110 Ordinary Shares |

| | | | | |
|---|--------------------------|-----------|--|-----------------------|
| CBA Equities Limited ACN 003 485 952 | Monday, 23 November 2015 | 4,207.50 | | 660 Ordinary Shares |
| CBA Equities Limited ACN 003 485 952 | Monday, 23 November 2015 | 9,540.30 | | 1,470 Ordinary Shares |
| CBA Equities Limited ACN 003 485 952 | Monday, 23 November 2015 | 4,279.50 | | 675 Ordinary Shares |
| CBA Equities Limited ACN 003 485 952 | Monday, 23 November 2015 | 3,748.50 | | 588 Ordinary Shares |
| CBA Equities Limited ACN 003 485 952 | Monday, 23 November 2015 | 3,819.06 | | 588 Ordinary Shares |
| CBA Equities Limited ACN 003 485 952 | Monday, 23 November 2015 | 4,704.00 | | 735 Ordinary Shares |
| CBA Equities Limited ACN 003 485 952 | Monday, 23 November 2015 | 4,711.35 | | 735 Ordinary Shares |
| CBA Equities Limited ACN 003 485 952 | Monday, 23 November 2015 | 3,733.53 | | 582 Ordinary Shares |
| CBA Equities Limited ACN 003 485 952 | Monday, 23 November 2015 | 5,600.30 | | 873 Ordinary Shares |
| CBA Equities Limited ACN 003 485 952 | Monday, 23 November 2015 | 4,582.40 | | 711 Ordinary Shares |
| CBA Equities Limited ACN 003 485 952 | Monday, 23 November 2015 | 2,261.35 | | 355 Ordinary Shares |
| CBA Equities Limited ACN 003 485 952 | Monday, 23 November 2015 | 4,740.75 | | 735 Ordinary Shares |
| CBA Equities Limited ACN 003 485 952 | Monday, 23 November 2015 | 9,422.70 | | 1,470 Ordinary Shares |
| CBA Equities Limited ACN 003 485 952 | Monday, 23 November 2015 | 4,711.35 | | 735 Ordinary Shares |
| CBA Equities Limited ACN 003 485 952 | Monday, 23 November 2015 | 2,350.42 | | 363 Ordinary Shares |
| CBA Equities Limited ACN 003 485 952 | Monday, 23 November 2015 | 52,497.58 | | 8,114 Ordinary Shares |
| CBA Equities Limited ACN 003 485 952 | Monday, 23 November 2015 | 517.60 | | 80 Ordinary Shares |
| CBA Equities Limited ACN 003 485 952 | Monday, 23 November 2015 | 465.84 | | 72 Ordinary Shares |

| | | | | |
|---|--------------------------|-----------|--|--|
| CBA Equities Limited ACN 003 485 952 | Monday, 23 November 2015 | 148.81 | | 23 Ordinary Shares |
| CBA Equities Limited ACN 003 485 952 | Monday, 23 November 2015 | 135.87 | | 21 Ordinary Shares |
| CBA Equities Limited ACN 003 485 952 | Monday, 23 November 2015 | 17,113.15 | | 2,645 Ordinary Shares |
| CBA Equities Limited ACN 003 485 952 | Monday, 23 November 2015 | 11,898.33 | | 1,839 Ordinary Shares |
| CBA Equities Limited ACN 003 485 952 | Monday, 23 November 2015 | 18,795.35 | | 2,905 Ordinary Shares |
| CBA Equities Limited ACN 003 485 952 | Monday, 23 November 2015 | 3,306.17 | | 511 Ordinary Shares |
| CBA Equities Limited ACN 003 485 952 | Monday, 23 November 2015 | 16,155.59 | | 2,497 Ordinary Shares |
| CBA Equities Limited ACN 003 485 952 | Monday, 23 November 2015 | 2,318.40 | | 360 Ordinary Shares |
| CBA Equities Limited ACN 003 485 952 | Monday, 23 November 2015 | 1,456.88 | | 225 Ordinary Shares |
| CBA Equities Limited ACN 003 485 952 | Monday, 23 November 2015 | 5,710.95 | | 882 Ordinary Shares |
| CBA Equities Limited ACN 003 485 952 | Monday, 23 November 2015 | 1,415.25 | | 222 Ordinary Shares |
| CBA Equities Limited ACN 003 485 952 | Monday, 23 November 2015 | 5,728.59 | | 882 Ordinary Shares |
| CBA Equities Limited ACN 003 485 952 | Monday, 23 November 2015 | 4,311.70 | | 669 Ordinary Shares |
| CBA Equities Limited ACN 003 485 952 | Monday, 23 November 2015 | 1,727.26 | | 268 Ordinary Shares |
| CBA Equities Limited ACN 003 485 952 | Monday, 23 November 2015 | 4,733.40 | | 735 Ordinary Shares |
| CBA Equities Limited ACN 003 485 952 | Monday, 23 November 2015 | 2,415.00 | | 375 Ordinary Shares |
| CBA Equities Limited ACN 003 485 952 | Monday, 23 November 2015 | 9,510.90 | | 1,470 Ordinary Shares |
| CBA Equities Limited ACN 003 485 952 | Monday, 23 November 2015 | N/A | | 11,364 Ordinary Shares (borrowed from Barclays Capital Securities Ltd, see |

| | | | | |
|---|---------------------------|----------|--|--------------------------|
| | | | | Annexure C) |
| CBA Equities Limited ACN 003 485 952 | Tuesday, 24 November 2015 | 4,659.90 | | 735 Ordinary Shares |
| CBA Equities Limited ACN 003 485 952 | Tuesday, 24 November 2015 | 552.01 | | 87 Ordinary Shares |
| CBA Equities Limited ACN 003 485 952 | Tuesday, 24 November 2015 | 2,493.59 | | 393 Ordinary Shares |
| CBA Equities Limited ACN 003 485 952 | Tuesday, 24 November 2015 | 4,596.50 | | 725 Ordinary Shares |
| CBA Equities Limited ACN 003 485 952 | Tuesday, 24 November 2015 | 4,674.60 | | 735 Ordinary Shares |
| CBA Equities Limited ACN 003 485 952 | Tuesday, 24 November 2015 | 835.13 | | 131 Ordinary Shares |
| CBA Equities Limited ACN 003 485 952 | Tuesday, 24 November 2015 | 497.25 | | 78 Ordinary Shares |
| CBA Equities Limited ACN 003 485 952 | Tuesday, 24 November 2015 | 2,416.13 | | 379 Ordinary Shares |
| CBA Equities Limited ACN 003 485 952 | Tuesday, 24 November 2015 | 38.19 | | 6 Ordinary Shares |
| CBA Equities Limited ACN 003 485 952 | Tuesday, 24 November 2015 | 38.19 | | 6 Ordinary Shares |
| CBA Equities Limited ACN 003 485 952 | Tuesday, 24 November 2015 | 38.19 | | 6 Ordinary Shares |
| CBA Equities Limited ACN 003 485 952 | Tuesday, 24 November 2015 | 4,667.25 | | 735 Ordinary Shares |
| CBA Equities Limited ACN 003 485 952 | Tuesday, 24 November 2015 | 101.84 | | 16 Ordinary Shares |
| CBA Equities Limited ACN 003 485 952 | Tuesday, 24 November 2015 | 714.00 | | 112 Ordinary Shares |
| CBA Equities Limited ACN 003 485 952 | Tuesday, 24 November 2015 | 7,102.55 | | 1,115 Ordinary Shares |
| CBA Equities Limited ACN 003 485 952 | Tuesday, 24 November 2015 | 4,908.75 | | 770 Ordinary Shares |
| CBA Equities Limited ACN 003 485 952 | Tuesday, 24 November 2015 | 323.59 | | 51 Ordinary Shares |
| CBA Equities Limited ACN 003 485 952 | Tuesday, 24 November 2015 | 5,382.66 | | 849 Ordinary Shares |

| | | | | |
|---|-----------------------------|-----------|--|--|
| CBA Equities Limited ACN 003 485 952 | Tuesday, 24 November 2015 | 1,844.94 | | 291 Ordinary Shares |
| CBA Equities Limited ACN 003 485 952 | Tuesday, 24 November 2015 | 4,244.80 | | 669 Ordinary Shares |
| CBA Equities Limited ACN 003 485 952 | Tuesday, 24 November 2015 | 4,652.55 | | 735 Ordinary Shares |
| CBA Equities Limited ACN 003 485 952 | Tuesday, 24 November 2015 | 2,377.50 | | 375 Ordinary Shares |
| CBA Equities Limited ACN 003 485 952 | Tuesday, 24 November 2015 | 2,967.12 | | 468 Ordinary Shares |
| CBA Equities Limited ACN 003 485 952 | Tuesday, 24 November 2015 | 2,028.80 | | 320 Ordinary Shares |
| CBA Equities Limited ACN 003 485 952 | Tuesday, 24 November 2015 | 1,661.08 | | 262 Ordinary Shares |
| CBA Equities Limited ACN 003 485 952 | Tuesday, 24 November 2015 | 1,064.28 | | 168 Ordinary Shares |
| CBA Equities Limited ACN 003 485 952 | Tuesday, 24 November 2015 | 4,740.75 | | 735 Ordinary Shares |
| CBA Equities Limited ACN 003 485 952 | Tuesday, 24 November 2015 | 4,287.36 | | 672 Ordinary Shares |
| CBA Equities Limited ACN 003 485 952 | Tuesday, 24 November 2015 | 4,674.60 | | 735 Ordinary Shares |
| CBA Equities Limited ACN 003 485 952 | Tuesday, 24 November 2015 | 7,651.75 | | 1,205 Ordinary Shares |
| CBA Equities Limited ACN 003 485 952 | Tuesday, 24 November 2015 | N/A | | 11,364 Ordinary Shares (borrowed from Barclays Capital Securities Ltd, see Annexure C) |
| CBA Equities Limited ACN 003 485 952 | Wednesday, 25 November 2015 | 7,067.54 | | 1,129 Ordinary Shares |
| CBA Equities Limited ACN 003 485 952 | Wednesday, 25 November 2015 | 8,175.56 | | 1,306 Ordinary Shares |
| CBA Equities Limited ACN 003 485 952 | Wednesday, 25 November 2015 | 4,645.20 | | 735 Ordinary Shares |
| CBA Equities Limited ACN 003 485 952 | Wednesday, 25 November 2015 | 18,037.50 | | 2,886 Ordinary Shares |
| CBA Equities Limited | Wednesday, 25 November 2015 | 1,381.25 | | 221 Ordinary Shares |

| | | | | |
|---|----------------------------|-----------|--|-----------------------|
| ACN 003 485 952 | | | | |
| CBA Equities Limited ACN 003 485 952 | Thursday, 26 November 2015 | 4,630.50 | | 735 Ordinary Shares |
| CBA Equities Limited ACN 003 485 952 | Thursday, 26 November 2015 | 4,615.80 | | 735 Ordinary Shares |
| CBA Equities Limited ACN 003 485 952 | Thursday, 26 November 2015 | 6,952.00 | | 1,100 Ordinary Shares |
| CBA Equities Limited ACN 003 485 952 | Thursday, 26 November 2015 | 6,952.00 | | 1,100 Ordinary Shares |
| CBA Equities Limited ACN 003 485 952 | Thursday, 26 November 2015 | 556.16 | | 88 Ordinary Shares |
| CBA Equities Limited ACN 003 485 952 | Thursday, 26 November 2015 | 2,850.75 | | 450 Ordinary Shares |
| CBA Equities Limited ACN 003 485 952 | Thursday, 26 November 2015 | 4,652.55 | | 735 Ordinary Shares |
| CBA Equities Limited ACN 003 485 952 | Thursday, 26 November 2015 | 2,468.70 | | 390 Ordinary Shares |
| CBA Equities Limited ACN 003 485 952 | Thursday, 26 November 2015 | 1,533.33 | | 243 Ordinary Shares |
| CBA Equities Limited ACN 003 485 952 | Thursday, 26 November 2015 | 3,104.52 | | 492 Ordinary Shares |
| CBA Equities Limited ACN 003 485 952 | Thursday, 26 November 2015 | 7,078.40 | | 1,120 Ordinary Shares |
| CBA Equities Limited ACN 003 485 952 | Thursday, 26 November 2015 | 1,301.92 | | 206 Ordinary Shares |
| CBA Equities Limited ACN 003 485 952 | Thursday, 26 November 2015 | 1,580.00 | | 250 Ordinary Shares |
| CBA Equities Limited ACN 003 485 952 | Thursday, 26 November 2015 | 1,763.28 | | 279 Ordinary Shares |
| CBA Equities Limited ACN 003 485 952 | Thursday, 26 November 2015 | 3,736.74 | | 588 Ordinary Shares |
| CBA Equities Limited ACN 003 485 952 | Thursday, 26 November 2015 | 23,232.32 | | 3,676 Ordinary Shares |
| CBA Equities Limited ACN 003 485 952 | Thursday, 26 November 2015 | 4,623.15 | | 735 Ordinary Shares |
| CBA Equities Limited ACN 003 485 952 | Thursday, 26 November 2015 | 5,605.11 | | 882 Ordinary Shares |

| | | | | |
|---|----------------------------|----------|--|--------------------------|
| CBA Equities Limited ACN 003 485 952 | Thursday, 26 November 2015 | 7,175.50 | | 1,130 Ordinary Shares |
| CBA Equities Limited ACN 003 485 952 | Friday, 27 November 2015 | 4,623.15 | | 735 Ordinary Shares |
| CBA Equities Limited ACN 003 485 952 | Friday, 27 November 2015 | 2,409.20 | | 380 Ordinary Shares |
| CBA Equities Limited ACN 003 485 952 | Friday, 27 November 2015 | 2,250.70 | | 355 Ordinary Shares |
| CBA Equities Limited ACN 003 485 952 | Friday, 27 November 2015 | 1,903.50 | | 300 Ordinary Shares |
| CBA Equities Limited ACN 003 485 952 | Friday, 27 November 2015 | 4,659.90 | | 735 Ordinary Shares |
| CBA Equities Limited ACN 003 485 952 | Friday, 27 November 2015 | 4,637.85 | | 735 Ordinary Shares |
| CBA Equities Limited ACN 003 485 952 | Friday, 27 November 2015 | 9,271.00 | | 1,460 Ordinary Shares |
| CBA Equities Limited ACN 003 485 952 | Friday, 27 November 2015 | 5,605.11 | | 882 Ordinary Shares |
| CBA Equities Limited ACN 003 485 952 | Friday, 27 November 2015 | 4,652.55 | | 735 Ordinary Shares |
| CBA Equities Limited ACN 003 485 952 | Friday, 27 November 2015 | 4,637.85 | | 735 Ordinary Shares |
| CBA Equities Limited ACN 003 485 952 | Friday, 27 November 2015 | 4,674.60 | | 735 Ordinary Shares |
| CBA Equities Limited ACN 003 485 952 | Friday, 27 November 2015 | 1,801.98 | | 284 Ordinary Shares |
| CBA Equities Limited ACN 003 485 952 | Friday, 27 November 2015 | 1,027.89 | | 162 Ordinary Shares |
| CBA Equities Limited ACN 003 485 952 | Friday, 27 November 2015 | 4,659.90 | | 735 Ordinary Shares |
| CBA Equities Limited ACN 003 485 952 | Friday, 27 November 2015 | 4,623.15 | | 735 Ordinary Shares |
| CBA Equities Limited ACN 003 485 952 | Friday, 27 November 2015 | 4,630.50 | | 735 Ordinary Shares |
| CBA Equities Limited ACN 003 485 952 | Friday, 27 November 2015 | 3,736.74 | | 588 Ordinary Shares |

| | | | | |
|---|--------------------------|-----------|--|---------------------------|
| CBA Equities Limited ACN 003 485 952 | Friday, 27 November 2015 | 19,971.15 | | 3,165 Ordinary Shares |
| CBA Equities Limited ACN 003 485 952 | Friday, 27 November 2015 | 1,460.44 | | 232 Ordinary Shares |
| CBA Equities Limited ACN 003 485 952 | Friday, 27 November 2015 | 86,977.80 | | 13,806 Ordinary Shares |
| CBA Equities Limited ACN 003 485 952 | Friday, 27 November 2015 | 1,290.47 | | 205 Ordinary Shares |
| CBA Equities Limited ACN 003 485 952 | Friday, 27 November 2015 | 2,908.29 | | 462 Ordinary Shares |
| CBA Equities Limited ACN 003 485 952 | Friday, 27 November 2015 | 4,615.80 | | 735 Ordinary Shares |
| CBA Equities Limited ACN 003 485 952 | Friday, 27 November 2015 | 1,435.26 | | 228 Ordinary Shares |
| CBA Equities Limited ACN 003 485 952 | Monday, 30 November 2015 | 2,003.40 | | 318 Ordinary Shares |
| CBA Equities Limited ACN 003 485 952 | Monday, 30 November 2015 | 3,699.66 | | 591 Ordinary Shares |
| CBA Equities Limited ACN 003 485 952 | Monday, 30 November 2015 | 870.14 | | 139 Ordinary Shares |
| CBA Equities Limited ACN 003 485 952 | Monday, 30 November 2015 | 1,234.20 | | 197 Ordinary Shares |
| CBA Equities Limited ACN 003 485 952 | Monday, 30 November 2015 | 1,234.20 | | 197 Ordinary Shares |
| CBA Equities Limited ACN 003 485 952 | Monday, 30 November 2015 | 6,908.00 | | 1,100 Ordinary Shares |
| CBA Equities Limited ACN 003 485 952 | Monday, 30 November 2015 | 1,642.74 | | 262 Ordinary Shares |
| CBA Equities Limited ACN 003 485 952 | Monday, 30 November 2015 | 2,934.36 | | 468 Ordinary Shares |
| CBA Equities Limited ACN 003 485 952 | Monday, 30 November 2015 | 2,439.03 | | 389 Ordinary Shares |
| CBA Equities Limited ACN 003 485 952 | Monday, 30 November 2015 | 2,138.07 | | 341 Ordinary Shares |
| CBA Equities Limited ACN 003 485 952 | Monday, 30 November 2015 | 1,829.38 | | 292 Ordinary Shares |

| | | | | |
|---|--------------------------|-----------|--|-----------------------|
| CBA Equities Limited ACN 003 485 952 | Monday, 30 November 2015 | 1,303.12 | | 208 Ordinary Shares |
| CBA Equities Limited ACN 003 485 952 | Monday, 30 November 2015 | 1,647.69 | | 263 Ordinary Shares |
| CBA Equities Limited ACN 003 485 952 | Monday, 30 November 2015 | 1,077.58 | | 172 Ordinary Shares |
| CBA Equities Limited ACN 003 485 952 | Monday, 30 November 2015 | 300.72 | | 48 Ordinary Shares |
| CBA Equities Limited ACN 003 485 952 | Monday, 30 November 2015 | 1,365.77 | | 218 Ordinary Shares |
| CBA Equities Limited ACN 003 485 952 | Monday, 30 November 2015 | 6.26 | | 1 Ordinary Shares |
| CBA Equities Limited ACN 003 485 952 | Monday, 30 November 2015 | 106.51 | | 17 Ordinary Shares |
| CBA Equities Limited ACN 003 485 952 | Monday, 30 November 2015 | 1,202.88 | | 192 Ordinary Shares |
| CBA Equities Limited ACN 003 485 952 | Monday, 30 November 2015 | 908.42 | | 145 Ordinary Shares |
| CBA Equities Limited ACN 003 485 952 | Monday, 30 November 2015 | 588.91 | | 94 Ordinary Shares |
| CBA Equities Limited ACN 003 485 952 | Monday, 30 November 2015 | 288.19 | | 46 Ordinary Shares |
| CBA Equities Limited ACN 003 485 952 | Monday, 30 November 2015 | 908.42 | | 145 Ordinary Shares |
| CBA Equities Limited ACN 003 485 952 | Monday, 30 November 2015 | 4,569.80 | | 730 Ordinary Shares |
| CBA Equities Limited ACN 003 485 952 | Monday, 30 November 2015 | 2,378.80 | | 380 Ordinary Shares |
| CBA Equities Limited ACN 003 485 952 | Tuesday, 1 December 2015 | 11,652.25 | | 1,835 Ordinary Shares |
| CBA Equities Limited ACN 003 485 952 | Tuesday, 1 December 2015 | 2,188.92 | | 348 Ordinary Shares |
| CBA Equities Limited ACN 003 485 952 | Tuesday, 1 December 2015 | 2,427.94 | | 386 Ordinary Shares |
| CBA Equities Limited ACN 003 485 952 | Tuesday, 1 December 2015 | 9,302.75 | | 1,465 Ordinary Shares |

| | | | | |
|---|--------------------------|----------|--|--------------------------|
| CBA Equities Limited ACN 003 485 952 | Tuesday, 1 December 2015 | 8,515.70 | | 1,340 Ordinary Shares |
| CBA Equities Limited ACN 003 485 952 | Tuesday, 1 December 2015 | 2,329.59 | | 366 Ordinary Shares |
| CBA Equities Limited ACN 003 485 952 | Tuesday, 1 December 2015 | 4,232.43 | | 666 Ordinary Shares |
| CBA Equities Limited ACN 003 485 952 | Tuesday, 1 December 2015 | 7,048.50 | | 1,110 Ordinary Shares |
| CBA Equities Limited ACN 003 485 952 | Tuesday, 1 December 2015 | 1,220.16 | | 192 Ordinary Shares |
| CBA Equities Limited ACN 003 485 952 | Tuesday, 1 December 2015 | 1,601.46 | | 252 Ordinary Shares |
| CBA Equities Limited ACN 003 485 952 | Tuesday, 1 December 2015 | 4,969.91 | | 787 Ordinary Shares |
| CBA Equities Limited ACN 003 485 952 | Tuesday, 1 December 2015 | 3,713.22 | | 588 Ordinary Shares |
| CBA Equities Limited ACN 003 485 952 | Tuesday, 1 December 2015 | 7,015.20 | | 1,110 Ordinary Shares |
| CBA Equities Limited ACN 003 485 952 | Tuesday, 1 December 2015 | 1,256.31 | | 198 Ordinary Shares |
| CBA Equities Limited ACN 003 485 952 | Tuesday, 1 December 2015 | 1,256.31 | | 198 Ordinary Shares |
| CBA Equities Limited ACN 003 485 952 | Tuesday, 1 December 2015 | 418.77 | | 66 Ordinary Shares |
| CBA Equities Limited ACN 003 485 952 | Tuesday, 1 December 2015 | 322.83 | | 51 Ordinary Shares |
| CBA Equities Limited ACN 003 485 952 | Tuesday, 1 December 2015 | 265.86 | | 42 Ordinary Shares |
| CBA Equities Limited ACN 003 485 952 | Tuesday, 1 December 2015 | 683.64 | | 108 Ordinary Shares |
| CBA Equities Limited ACN 003 485 952 | Tuesday, 1 December 2015 | 5,026.02 | | 794 Ordinary Shares |
| CBA Equities Limited ACN 003 485 952 | Tuesday, 1 December 2015 | 1,653.43 | | 261 Ordinary Shares |
| CBA Equities Limited ACN 003 485 952 | Tuesday, 1 December 2015 | 2,819.07 | | 445 Ordinary Shares |

| | | | | |
|---|--------------------------|----------|--|-----------------------|
| CBA Equities Limited ACN 003 485 952 | Tuesday, 1 December 2015 | 7,069.10 | | 1,115 Ordinary Shares |
| CBA Equities Limited ACN 003 485 952 | Tuesday, 1 December 2015 | 4,613.60 | | 730 Ordinary Shares |
| CBA Equities Limited ACN 003 485 952 | Tuesday, 1 December 2015 | 752.68 | | 119 Ordinary Shares |
| CBA Equities Limited ACN 003 485 952 | Tuesday, 1 December 2015 | 752.68 | | 119 Ordinary Shares |
| CBA Equities Limited ACN 003 485 952 | Tuesday, 1 December 2015 | 253.00 | | 40 Ordinary Shares |
| CBA Equities Limited ACN 003 485 952 | Tuesday, 1 December 2015 | 3,096.36 | | 488 Ordinary Shares |
| CBA Equities Limited ACN 003 485 952 | Tuesday, 1 December 2015 | 1,567.21 | | 247 Ordinary Shares |
| CBA Equities Limited ACN 003 485 952 | Tuesday, 1 December 2015 | 2,189.03 | | 345 Ordinary Shares |
| CBA Equities Limited ACN 003 485 952 | Tuesday, 1 December 2015 | 590.08 | | 93 Ordinary Shares |
| CBA Equities Limited ACN 003 485 952 | Tuesday, 1 December 2015 | 5,367.87 | | 846 Ordinary Shares |
| CBA Equities Limited ACN 003 485 952 | Tuesday, 1 December 2015 | 1,230.93 | | 194 Ordinary Shares |
| CBA Equities Limited ACN 003 485 952 | Tuesday, 1 December 2015 | 425.12 | | 67 Ordinary Shares |
| CBA Equities Limited ACN 003 485 952 | Tuesday, 1 December 2015 | 1,230.93 | | 194 Ordinary Shares |
| CBA Equities Limited ACN 003 485 952 | Tuesday, 1 December 2015 | 4,187.70 | | 660 Ordinary Shares |
| CBA Equities Limited ACN 003 485 952 | Tuesday, 1 December 2015 | 204.32 | | 32 Ordinary Shares |
| CBA Equities Limited ACN 003 485 952 | Tuesday, 1 December 2015 | 5,617.82 | | 884 Ordinary Shares |
| CBA Equities Limited ACN 003 485 952 | Tuesday, 1 December 2015 | 222.43 | | 35 Ordinary Shares |
| CBA Equities Limited ACN 003 485 952 | Tuesday, 1 December 2015 | 2,675.46 | | 421 Ordinary Shares |

| | | | | |
|---|--------------------------|----------|--|---------------------|
| CBA Equities Limited ACN 003 485 952 | Tuesday, 1 December 2015 | 185.16 | | 29 Ordinary Shares |
| CBA Equities Limited ACN 003 485 952 | Tuesday, 1 December 2015 | 229.86 | | 36 Ordinary Shares |
| CBA Equities Limited ACN 003 485 952 | Tuesday, 1 December 2015 | 1,628.10 | | 257 Ordinary Shares |
| CBA Equities Limited ACN 003 485 952 | Tuesday, 1 December 2015 | 228.06 | | 36 Ordinary Shares |
| CBA Equities Limited ACN 003 485 952 | Tuesday, 1 December 2015 | 2,800.07 | | 442 Ordinary Shares |
| CBA Equities Limited ACN 003 485 952 | Tuesday, 1 December 2015 | 196.38 | | 31 Ordinary Shares |
| CBA Equities Limited ACN 003 485 952 | Tuesday, 1 December 2015 | 107.69 | | 17 Ordinary Shares |
| CBA Equities Limited ACN 003 485 952 | Tuesday, 1 December 2015 | 95.03 | | 15 Ordinary Shares |
| CBA Equities Limited ACN 003 485 952 | Tuesday, 1 December 2015 | 38.01 | | 6 Ordinary Shares |
| CBA Equities Limited ACN 003 485 952 | Tuesday, 1 December 2015 | 5,131.35 | | 810 Ordinary Shares |
| CBA Equities Limited ACN 003 485 952 | Tuesday, 1 December 2015 | 4,635.50 | | 730 Ordinary Shares |
| CBA Equities Limited ACN 003 485 952 | Tuesday, 1 December 2015 | 2,444.75 | | 385 Ordinary Shares |
| CBA Equities Limited ACN 003 485 952 | Tuesday, 1 December 2015 | 931.25 | | 147 Ordinary Shares |
| CBA Equities Limited ACN 003 485 952 | Tuesday, 1 December 2015 | 4,200.10 | | 663 Ordinary Shares |
| CBA Equities Limited ACN 003 485 952 | Tuesday, 1 December 2015 | 1,881.49 | | 297 Ordinary Shares |
| CBA Equities Limited ACN 003 485 952 | Tuesday, 1 December 2015 | 1,374.69 | | 217 Ordinary Shares |
| CBA Equities Limited ACN 003 485 952 | Tuesday, 1 December 2015 | 3,122.26 | | 489 Ordinary Shares |
| CBA Equities Limited ACN 003 485 952 | Tuesday, 1 December 2015 | 3,358.51 | | 526 Ordinary Shares |

| | | | | |
|---|----------------------------|----------|--|-----------------------|
| CBA Equities Limited ACN 003 485 952 | Tuesday, 1 December 2015 | 5,037.76 | | 789 Ordinary Shares |
| CBA Equities Limited ACN 003 485 952 | Tuesday, 1 December 2015 | 1,679.25 | | 263 Ordinary Shares |
| CBA Equities Limited ACN 003 485 952 | Tuesday, 1 December 2015 | 1,679.25 | | 263 Ordinary Shares |
| CBA Equities Limited ACN 003 485 952 | Tuesday, 1 December 2015 | 1,679.25 | | 263 Ordinary Shares |
| CBA Equities Limited ACN 003 485 952 | Tuesday, 1 December 2015 | 7,847.40 | | 1,230 Ordinary Shares |
| CBA Equities Limited ACN 003 485 952 | Tuesday, 1 December 2015 | 3,940.10 | | 620 Ordinary Shares |
| CBA Equities Limited ACN 003 485 952 | Tuesday, 1 December 2015 | 1,127.63 | | 178 Ordinary Shares |
| CBA Equities Limited ACN 003 485 952 | Wednesday, 2 December 2015 | 31.63 | | 5 Ordinary Shares |
| CBA Equities Limited ACN 003 485 952 | Wednesday, 2 December 2015 | 1,189.10 | | 188 Ordinary Shares |
| CBA Equities Limited ACN 003 485 952 | Wednesday, 2 December 2015 | 4,370.57 | | 691 Ordinary Shares |
| CBA Equities Limited ACN 003 485 952 | Wednesday, 2 December 2015 | 4,174.50 | | 660 Ordinary Shares |
| CBA Equities Limited ACN 003 485 952 | Wednesday, 2 December 2015 | 1,669.80 | | 264 Ordinary Shares |
| CBA Equities Limited ACN 003 485 952 | Wednesday, 2 December 2015 | 6.33 | | 1 Ordinary Shares |
| CBA Equities Limited ACN 003 485 952 | Wednesday, 2 December 2015 | 4,591.70 | | 730 Ordinary Shares |
| CBA Equities Limited ACN 003 485 952 | Wednesday, 2 December 2015 | 1,572.44 | | 249 Ordinary Shares |
| CBA Equities Limited ACN 003 485 952 | Wednesday, 2 December 2015 | 3,326.95 | | 526 Ordinary Shares |
| CBA Equities Limited ACN 003 485 952 | Wednesday, 2 December 2015 | 1,321.93 | | 209 Ordinary Shares |
| CBA Equities Limited ACN 003 485 952 | Wednesday, 2 December 2015 | 2,220.08 | | 351 Ordinary Shares |

| | | | | |
|---|----------------------------|-----------|--|-----------------------|
| CBA Equities Limited ACN 003 485 952 | Wednesday, 2 December 2015 | 3,345.93 | | 529 Ordinary Shares |
| CBA Equities Limited ACN 003 485 952 | Wednesday, 2 December 2015 | 980.38 | | 155 Ordinary Shares |
| CBA Equities Limited ACN 003 485 952 | Wednesday, 2 December 2015 | 790.63 | | 125 Ordinary Shares |
| CBA Equities Limited ACN 003 485 952 | Wednesday, 2 December 2015 | 309.93 | | 49 Ordinary Shares |
| CBA Equities Limited ACN 003 485 952 | Wednesday, 2 December 2015 | 891.83 | | 141 Ordinary Shares |
| CBA Equities Limited ACN 003 485 952 | Wednesday, 2 December 2015 | 588.23 | | 93 Ordinary Shares |
| CBA Equities Limited ACN 003 485 952 | Wednesday, 2 December 2015 | 1,043.63 | | 165 Ordinary Shares |
| CBA Equities Limited ACN 003 485 952 | Wednesday, 2 December 2015 | 189.75 | | 30 Ordinary Shares |
| CBA Equities Limited ACN 003 485 952 | Wednesday, 2 December 2015 | 3,073.95 | | 486 Ordinary Shares |
| CBA Equities Limited ACN 003 485 952 | Wednesday, 2 December 2015 | 3,706.45 | | 586 Ordinary Shares |
| CBA Equities Limited ACN 003 485 952 | Wednesday, 2 December 2015 | 1,290.30 | | 204 Ordinary Shares |
| CBA Equities Limited ACN 003 485 952 | Wednesday, 2 December 2015 | 3,124.55 | | 494 Ordinary Shares |
| CBA Equities Limited ACN 003 485 952 | Wednesday, 2 December 2015 | 9,258.80 | | 1,465 Ordinary Shares |
| CBA Equities Limited ACN 003 485 952 | Wednesday, 2 December 2015 | 11,633.90 | | 1,835 Ordinary Shares |
| CBA Equities Limited ACN 003 485 952 | Wednesday, 2 December 2015 | 12,382.02 | | 1,953 Ordinary Shares |
| CBA Equities Limited ACN 003 485 952 | Wednesday, 2 December 2015 | 4,712.13 | | 745 Ordinary Shares |
| CBA Equities Limited ACN 003 485 952 | Wednesday, 2 December 2015 | 2,561.63 | | 405 Ordinary Shares |
| CBA Equities Limited ACN 003 485 952 | Wednesday, 2 December 2015 | 7,742.00 | | 1,225 Ordinary Shares |

| | | | | |
|---|----------------------------|----------|--|---------------------|
| CBA Equities Limited ACN 003 485 952 | Wednesday, 2 December 2015 | 3,542.72 | | 561 Ordinary Shares |
| CBA Equities Limited ACN 003 485 952 | Wednesday, 2 December 2015 | 1,454.75 | | 230 Ordinary Shares |
| CBA Equities Limited ACN 003 485 952 | Wednesday, 2 December 2015 | 2,384.53 | | 377 Ordinary Shares |
| CBA Equities Limited ACN 003 485 952 | Wednesday, 2 December 2015 | 2,846.25 | | 450 Ordinary Shares |
| CBA Equities Limited ACN 003 485 952 | Wednesday, 2 December 2015 | 683.10 | | 108 Ordinary Shares |
| CBA Equities Limited ACN 003 485 952 | Wednesday, 2 December 2015 | 290.95 | | 46 Ordinary Shares |
| CBA Equities Limited ACN 003 485 952 | Wednesday, 2 December 2015 | 113.85 | | 18 Ordinary Shares |
| CBA Equities Limited ACN 003 485 952 | Wednesday, 2 December 2015 | 50.60 | | 8 Ordinary Shares |
| CBA Equities Limited ACN 003 485 952 | Wednesday, 2 December 2015 | 1,138.50 | | 180 Ordinary Shares |
| CBA Equities Limited ACN 003 485 952 | Wednesday, 2 December 2015 | 107.53 | | 17 Ordinary Shares |
| CBA Equities Limited ACN 003 485 952 | Wednesday, 2 December 2015 | 44.27 | | 7 Ordinary Shares |
| CBA Equities Limited ACN 003 485 952 | Wednesday, 2 December 2015 | 1,853.23 | | 293 Ordinary Shares |
| CBA Equities Limited ACN 003 485 952 | Wednesday, 2 December 2015 | 796.95 | | 126 Ordinary Shares |
| CBA Equities Limited ACN 003 485 952 | Wednesday, 2 December 2015 | 284.63 | | 45 Ordinary Shares |
| CBA Equities Limited ACN 003 485 952 | Wednesday, 2 December 2015 | 69.58 | | 11 Ordinary Shares |
| CBA Equities Limited ACN 003 485 952 | Wednesday, 2 December 2015 | 493.35 | | 78 Ordinary Shares |
| CBA Equities Limited ACN 003 485 952 | Wednesday, 2 December 2015 | 493.35 | | 78 Ordinary Shares |
| CBA Equities Limited ACN 003 485 952 | Wednesday, 2 December 2015 | 3,706.45 | | 586 Ordinary Shares |

| | | | | |
|---|----------------------------|-----------|--|--------------------------|
| CBA Equities Limited ACN 003 485 952 | Wednesday, 2 December 2015 | 4,613.60 | | 730 Ordinary Shares |
| CBA Equities Limited ACN 003 485 952 | Wednesday, 2 December 2015 | 493.35 | | 78 Ordinary Shares |
| CBA Equities Limited ACN 003 485 952 | Wednesday, 2 December 2015 | 164.45 | | 26 Ordinary Shares |
| CBA Equities Limited ACN 003 485 952 | Wednesday, 2 December 2015 | 759.00 | | 120 Ordinary Shares |
| CBA Equities Limited ACN 003 485 952 | Wednesday, 2 December 2015 | 3,415.50 | | 540 Ordinary Shares |
| CBA Equities Limited ACN 003 485 952 | Wednesday, 2 December 2015 | 3,447.13 | | 545 Ordinary Shares |
| CBA Equities Limited ACN 003 485 952 | Wednesday, 2 December 2015 | 2,846.25 | | 450 Ordinary Shares |
| CBA Equities Limited ACN 003 485 952 | Wednesday, 2 December 2015 | 4,269.38 | | 675 Ordinary Shares |
| CBA Equities Limited ACN 003 485 952 | Wednesday, 2 December 2015 | 3,243.52 | | 512 Ordinary Shares |
| CBA Equities Limited ACN 003 485 952 | Wednesday, 2 December 2015 | 2,375.63 | | 375 Ordinary Shares |
| CBA Equities Limited ACN 003 485 952 | Wednesday, 2 December 2015 | 3,566.61 | | 563 Ordinary Shares |
| CBA Equities Limited ACN 003 485 952 | Wednesday, 2 December 2015 | 3,510.38 | | 555 Ordinary Shares |
| CBA Equities Limited ACN 003 485 952 | Wednesday, 2 December 2015 | 461.73 | | 73 Ordinary Shares |
| CBA Equities Limited ACN 003 485 952 | Wednesday, 2 December 2015 | 2,401.60 | | 380 Ordinary Shares |
| CBA Equities Limited ACN 003 485 952 | Wednesday, 2 December 2015 | 1,370.36 | | 217 Ordinary Shares |
| CBA Equities Limited ACN 003 485 952 | Wednesday, 2 December 2015 | 63,279.54 | | 9,981 Ordinary Shares |
| CBA Equities Limited ACN 003 485 952 | Wednesday, 2 December 2015 | 69.58 | | 11 Ordinary Shares |
| CBA Equities Limited ACN 003 485 952 | Wednesday, 2 December 2015 | 12.65 | | 2 Ordinary Shares |

| | | | | |
|---|----------------------------|-----------|--|--------------------------|
| CBA Equities Limited ACN 003 485 952 | Wednesday, 2 December 2015 | 1,113.20 | | 176 Ordinary Shares |
| CBA Equities Limited ACN 003 485 952 | Wednesday, 2 December 2015 | 1,081.58 | | 171 Ordinary Shares |
| CBA Equities Limited ACN 003 485 952 | Wednesday, 2 December 2015 | 63.25 | | 10 Ordinary Shares |
| CBA Equities Limited ACN 003 485 952 | Thursday, 3 December 2015 | 4,635.50 | | 730 Ordinary Shares |
| CBA Equities Limited ACN 003 485 952 | Thursday, 3 December 2015 | 948.75 | | 150 Ordinary Shares |
| CBA Equities Limited ACN 003 485 952 | Thursday, 3 December 2015 | 1,973.40 | | 312 Ordinary Shares |
| CBA Equities Limited ACN 003 485 952 | Thursday, 3 December 2015 | 44.27 | | 7 Ordinary Shares |
| CBA Equities Limited ACN 003 485 952 | Thursday, 3 December 2015 | 6,952.00 | | 1,100 Ordinary Shares |
| CBA Equities Limited ACN 003 485 952 | Thursday, 3 December 2015 | 4,383.23 | | 693 Ordinary Shares |
| CBA Equities Limited ACN 003 485 952 | Friday, 4 December 2015 | 3,631.25 | | 581 Ordinary Shares |
| CBA Equities Limited ACN 003 485 952 | Friday, 4 December 2015 | 3,437.50 | | 550 Ordinary Shares |
| CBA Equities Limited ACN 003 485 952 | Friday, 4 December 2015 | 1,150.00 | | 184 Ordinary Shares |
| CBA Equities Limited ACN 003 485 952 | Friday, 4 December 2015 | 2,287.50 | | 366 Ordinary Shares |
| CBA Equities Limited ACN 003 485 952 | Friday, 4 December 2015 | 1,137.50 | | 182 Ordinary Shares |
| CBA Equities Limited ACN 003 485 952 | Friday, 4 December 2015 | 4,526.00 | | 730 Ordinary Shares |
| CBA Equities Limited ACN 003 485 952 | Friday, 4 December 2015 | 35,437.50 | | 5,670 Ordinary Shares |
| CBA Equities Limited ACN 003 485 952 | Monday, 7 December 2015 | 4,628.20 | | 730 Ordinary Shares |
| CBA Equities Limited ACN 003 485 952 | Monday, 7 December 2015 | 7,184.55 | | 1,135 Ordinary Shares |

| | | | | |
|---|--------------------------|-----------|--|-----------------------|
| CBA Equities Limited ACN 003 485 952 | Monday, 7 December 2015 | 4,618.22 | | 729 Ordinary Shares |
| CBA Equities Limited ACN 003 485 952 | Monday, 7 December 2015 | 4,675.58 | | 734 Ordinary Shares |
| CBA Equities Limited ACN 003 485 952 | Monday, 7 December 2015 | 7,331.20 | | 1,160 Ordinary Shares |
| CBA Equities Limited ACN 003 485 952 | Monday, 7 December 2015 | 3,078.81 | | 486 Ordinary Shares |
| CBA Equities Limited ACN 003 485 952 | Monday, 7 December 2015 | 4,620.90 | | 730 Ordinary Shares |
| CBA Equities Limited ACN 003 485 952 | Monday, 7 December 2015 | 11,590.88 | | 1,834 Ordinary Shares |
| CBA Equities Limited ACN 003 485 952 | Monday, 7 December 2015 | 7,048.50 | | 1,110 Ordinary Shares |
| CBA Equities Limited ACN 003 485 952 | Monday, 7 December 2015 | 5,556.65 | | 873 Ordinary Shares |
| CBA Equities Limited ACN 003 485 952 | Monday, 7 December 2015 | 7,091.40 | | 1,115 Ordinary Shares |
| CBA Equities Limited ACN 003 485 952 | Monday, 7 December 2015 | 4,635.50 | | 730 Ordinary Shares |
| CBA Equities Limited ACN 003 485 952 | Tuesday, 8 December 2015 | 133.88 | | 21 Ordinary Shares |
| CBA Equities Limited ACN 003 485 952 | Tuesday, 8 December 2015 | 108.38 | | 17 Ordinary Shares |
| CBA Equities Limited ACN 003 485 952 | Tuesday, 8 December 2015 | 114.75 | | 18 Ordinary Shares |
| CBA Equities Limited ACN 003 485 952 | Tuesday, 8 December 2015 | 2,329.44 | | 368 Ordinary Shares |
| CBA Equities Limited ACN 003 485 952 | Tuesday, 8 December 2015 | 4,664.70 | | 730 Ordinary Shares |
| CBA Equities Limited ACN 003 485 952 | Tuesday, 8 December 2015 | 38.25 | | 6 Ordinary Shares |
| CBA Equities Limited ACN 003 485 952 | Tuesday, 8 December 2015 | 4,650.10 | | 730 Ordinary Shares |
| CBA Equities Limited ACN 003 485 952 | Tuesday, 8 December 2015 | 286.88 | | 45 Ordinary Shares |

| | | | | |
|---|----------------------------|----------|--|---------------------|
| CBA Equities Limited ACN 003 485 952 | Tuesday, 8 December 2015 | 994.50 | | 156 Ordinary Shares |
| CBA Equities Limited ACN 003 485 952 | Tuesday, 8 December 2015 | 172.13 | | 27 Ordinary Shares |
| CBA Equities Limited ACN 003 485 952 | Tuesday, 8 December 2015 | 376.13 | | 59 Ordinary Shares |
| CBA Equities Limited ACN 003 485 952 | Tuesday, 8 December 2015 | 2,675.40 | | 420 Ordinary Shares |
| CBA Equities Limited ACN 003 485 952 | Tuesday, 8 December 2015 | 2,811.38 | | 441 Ordinary Shares |
| CBA Equities Limited ACN 003 485 952 | Tuesday, 8 December 2015 | 1,275.00 | | 200 Ordinary Shares |
| CBA Equities Limited ACN 003 485 952 | Tuesday, 8 December 2015 | 31.88 | | 5 Ordinary Shares |
| CBA Equities Limited ACN 003 485 952 | Tuesday, 8 December 2015 | 102.00 | | 16 Ordinary Shares |
| CBA Equities Limited ACN 003 485 952 | Tuesday, 8 December 2015 | 4,650.10 | | 730 Ordinary Shares |
| CBA Equities Limited ACN 003 485 952 | Tuesday, 8 December 2015 | 886.13 | | 139 Ordinary Shares |
| CBA Equities Limited ACN 003 485 952 | Tuesday, 8 December 2015 | 4,650.10 | | 730 Ordinary Shares |
| CBA Equities Limited ACN 003 485 952 | Wednesday, 9 December 2015 | 4,282.88 | | 675 Ordinary Shares |
| CBA Equities Limited ACN 003 485 952 | Wednesday, 9 December 2015 | 279.18 | | 44 Ordinary Shares |
| CBA Equities Limited ACN 003 485 952 | Wednesday, 9 December 2015 | 5,610.90 | | 885 Ordinary Shares |
| CBA Equities Limited ACN 003 485 952 | Wednesday, 9 December 2015 | 4,620.90 | | 730 Ordinary Shares |
| CBA Equities Limited ACN 003 485 952 | Wednesday, 9 December 2015 | 2,504.30 | | 395 Ordinary Shares |
| CBA Equities Limited ACN 003 485 952 | Wednesday, 9 December 2015 | 4,628.20 | | 730 Ordinary Shares |
| CBA Equities Limited ACN 003 485 952 | Wednesday, 9 December 2015 | 5,568.47 | | 879 Ordinary Shares |

| | | | | |
|---|----------------------------|-----------|--|--|
| CBA Equities Limited ACN 003 485 952 | Wednesday, 9 December 2015 | 95.03 | | 15 Ordinary Shares |
| CBA Equities Limited ACN 003 485 952 | Wednesday, 9 December 2015 | 2,679.70 | | 423 Ordinary Shares |
| CBA Equities Limited ACN 003 485 952 | Wednesday, 9 December 2015 | 2,762.06 | | 436 Ordinary Shares |
| CBA Equities Limited ACN 003 485 952 | Wednesday, 9 December 2015 | 1,519.20 | | 240 Ordinary Shares |
| CBA Equities Limited ACN 003 485 952 | Wednesday, 9 December 2015 | 241.11 | | 38 Ordinary Shares |
| CBA Equities Limited ACN 003 485 952 | Wednesday, 9 December 2015 | 177.66 | | 28 Ordinary Shares |
| CBA Equities Limited ACN 003 485 952 | Wednesday, 9 December 2015 | 101.52 | | 16 Ordinary Shares |
| CBA Equities Limited ACN 003 485 952 | Wednesday, 9 December 2015 | 19,875.00 | | 3,125 Ordinary Shares |
| CBA Equities Limited ACN 003 485 952 | Wednesday, 9 December 2015 | 4,620.90 | | 730 Ordinary Shares |
| CBA Equities Limited ACN 003 485 952 | Wednesday, 9 December 2015 | 4,606.30 | | 730 Ordinary Shares |
| CBA Equities Limited ACN 003 485 952 | Wednesday, 9 December 2015 | 5,018.89 | | 791 Ordinary Shares |
| CBA Equities Limited ACN 003 485 952 | Wednesday, 9 December 2015 | 4,628.20 | | 730 Ordinary Shares |
| CBA Equities Limited ACN 003 485 952 | Wednesday, 9 December 2015 | 4,606.30 | | 730 Ordinary Shares |
| CBA Equities Limited ACN 003 485 952 | Wednesday, 9 December 2015 | 1,000.93 | | 158 Ordinary Shares |
| CBA Equities Limited ACN 003 485 952 | Wednesday, 9 December 2015 | 3,477.06 | | 548 Ordinary Shares |
| CBA Equities Limited ACN 003 485 952 | Wednesday, 9 December 2015 | 38.07 | | 6 Ordinary Shares |
| CBA Equities Limited ACN 003 485 952 | Wednesday, 9 December 2015 | N/A | | 34,336 Ordinary Shares (borrowed from Barclays Capital Securities Ltd, see Annexure C) |
| CBA Equities Limited | Thursday, 10 December 2015 | 3,475.17 | | 549 Ordinary Shares |

| | | | | |
|---|----------------------------|-----------|--|--|
| ACN 003 485 952 | | | | |
| CBA Equities Limited ACN 003 485 952 | Thursday, 10 December 2015 | 145.59 | | 23 Ordinary Shares |
| CBA Equities Limited ACN 003 485 952 | Thursday, 10 December 2015 | 2,323.11 | | 367 Ordinary Shares |
| CBA Equities Limited ACN 003 485 952 | Thursday, 10 December 2015 | 1,158.39 | | 183 Ordinary Shares |
| CBA Equities Limited ACN 003 485 952 | Thursday, 10 December 2015 | 1,158.39 | | 183 Ordinary Shares |
| CBA Equities Limited ACN 003 485 952 | Thursday, 10 December 2015 | 12.66 | | 2 Ordinary Shares |
| CBA Equities Limited ACN 003 485 952 | Thursday, 10 December 2015 | 4,569.80 | | 730 Ordinary Shares |
| CBA Equities Limited ACN 003 485 952 | Thursday, 10 December 2015 | N/A | | 34,336 Ordinary Shares (borrowed from Barclays Capital Securities Ltd, see Annexure C) |
| CBA Equities Limited ACN 003 485 952 | Friday, 11 December 2015 | 6,356.35 | | 1,001 Ordinary Shares |
| CBA Equities Limited ACN 003 485 952 | Friday, 11 December 2015 | 4,584.40 | | 730 Ordinary Shares |
| CBA Equities Limited ACN 003 485 952 | Friday, 11 December 2015 | N/A | | 34,177 Ordinary Shares (borrowed from Barclays Capital Securities Ltd, see Annexure C) |
| CBA Equities Limited ACN 003 485 952 | Monday, 14 December 2015 | 16,026.92 | | 2,548 Ordinary Shares |
| CBA Equities Limited ACN 003 485 952 | Monday, 14 December 2015 | 3,818.03 | | 607 Ordinary Shares |
| CBA Equities Limited ACN 003 485 952 | Monday, 14 December 2015 | 1,195.10 | | 190 Ordinary Shares |
| CBA Equities Limited ACN 003 485 952 | Monday, 14 December 2015 | 2,799.05 | | 445 Ordinary Shares |
| CBA Equities Limited ACN 003 485 952 | Tuesday, 15 December 2015 | 1,881.87 | | 298 Ordinary Shares |
| CBA Equities Limited ACN 003 485 952 | Tuesday, 15 December 2015 | 2,658.62 | | 421 Ordinary Shares |

| | | | | |
|---|---------------------------|-----------|--|--------------------------|
| CBA Equities Limited ACN 003 485 952 | Tuesday, 15 December 2015 | 31.58 | | 5 Ordinary Shares |
| CBA Equities Limited ACN 003 485 952 | Tuesday, 15 December 2015 | 385.22 | | 61 Ordinary Shares |
| CBA Equities Limited ACN 003 485 952 | Tuesday, 15 December 2015 | 644.13 | | 102 Ordinary Shares |
| CBA Equities Limited ACN 003 485 952 | Tuesday, 15 December 2015 | 37.89 | | 6 Ordinary Shares |
| CBA Equities Limited ACN 003 485 952 | Tuesday, 15 December 2015 | 2,911.22 | | 461 Ordinary Shares |
| CBA Equities Limited ACN 003 485 952 | Tuesday, 15 December 2015 | 9,181.05 | | 1,455 Ordinary Shares |
| CBA Equities Limited ACN 003 485 952 | Tuesday, 15 December 2015 | 4,606.30 | | 730 Ordinary Shares |
| CBA Equities Limited ACN 003 485 952 | Tuesday, 15 December 2015 | 12,146.75 | | 1,925 Ordinary Shares |
| CBA Equities Limited ACN 003 485 952 | Tuesday, 15 December 2015 | 4,609.95 | | 730 Ordinary Shares |
| CBA Equities Limited ACN 003 485 952 | Tuesday, 15 December 2015 | 505.20 | | 80 Ordinary Shares |
| CBA Equities Limited ACN 003 485 952 | Tuesday, 15 December 2015 | 3,485.88 | | 552 Ordinary Shares |
| CBA Equities Limited ACN 003 485 952 | Tuesday, 15 December 2015 | 492.57 | | 78 Ordinary Shares |
| CBA Equities Limited ACN 003 485 952 | Tuesday, 15 December 2015 | 44,498.12 | | 7,052 Ordinary Shares |
| CBA Equities Limited ACN 003 485 952 | Tuesday, 15 December 2015 | 44,498.12 | | 7,052 Ordinary Shares |
| CBA Equities Limited ACN 003 485 952 | Tuesday, 15 December 2015 | 329.42 | | 52 Ordinary Shares |
| CBA Equities Limited ACN 003 485 952 | Tuesday, 15 December 2015 | 69.69 | | 11 Ordinary Shares |
| CBA Equities Limited ACN 003 485 952 | Tuesday, 15 December 2015 | 259.74 | | 41 Ordinary Shares |
| CBA Equities Limited ACN 003 485 952 | Tuesday, 15 December 2015 | 158.38 | | 25 Ordinary Shares |

| | | | | |
|---|---------------------------|----------|--|-----------------------|
| CBA Equities Limited ACN 003 485 952 | Tuesday, 15 December 2015 | 215.39 | | 34 Ordinary Shares |
| CBA Equities Limited ACN 003 485 952 | Tuesday, 15 December 2015 | 6.34 | | 1 Ordinary Shares |
| CBA Equities Limited ACN 003 485 952 | Tuesday, 15 December 2015 | 4,219.11 | | 666 Ordinary Shares |
| CBA Equities Limited ACN 003 485 952 | Tuesday, 15 December 2015 | 9,273.45 | | 1,465 Ordinary Shares |
| CBA Equities Limited ACN 003 485 952 | Tuesday, 15 December 2015 | 1,765.40 | | 280 Ordinary Shares |
| CBA Equities Limited ACN 003 485 952 | Tuesday, 15 December 2015 | 1,263.00 | | 200 Ordinary Shares |
| CBA Equities Limited ACN 003 485 952 | Tuesday, 15 December 2015 | 3,106.98 | | 492 Ordinary Shares |
| CBA Equities Limited ACN 003 485 952 | Tuesday, 15 December 2015 | 6,554.97 | | 1,038 Ordinary Shares |
| CBA Equities Limited ACN 003 485 952 | Tuesday, 15 December 2015 | 290.49 | | 46 Ordinary Shares |
| CBA Equities Limited ACN 003 485 952 | Tuesday, 15 December 2015 | 164.19 | | 26 Ordinary Shares |
| CBA Equities Limited ACN 003 485 952 | Tuesday, 15 December 2015 | 1,528.23 | | 242 Ordinary Shares |
| CBA Equities Limited ACN 003 485 952 | Tuesday, 15 December 2015 | 195.77 | | 31 Ordinary Shares |
| CBA Equities Limited ACN 003 485 952 | Tuesday, 15 December 2015 | 1,963.97 | | 311 Ordinary Shares |
| CBA Equities Limited ACN 003 485 952 | Tuesday, 15 December 2015 | 246.29 | | 39 Ordinary Shares |
| CBA Equities Limited ACN 003 485 952 | Tuesday, 15 December 2015 | 145.25 | | 23 Ordinary Shares |
| CBA Equities Limited ACN 003 485 952 | Tuesday, 15 December 2015 | 322.07 | | 51 Ordinary Shares |
| CBA Equities Limited ACN 003 485 952 | Tuesday, 15 December 2015 | 2,083.95 | | 330 Ordinary Shares |
| CBA Equities Limited ACN 003 485 952 | Tuesday, 15 December 2015 | 1,294.58 | | 205 Ordinary Shares |

| | | | | |
|---|-----------------------------|----------|--|--------------------------|
| CBA Equities Limited ACN 003 485 952 | Tuesday, 15 December 2015 | 1,957.65 | | 310 Ordinary Shares |
| CBA Equities Limited ACN 003 485 952 | Tuesday, 15 December 2015 | 543.09 | | 86 Ordinary Shares |
| CBA Equities Limited ACN 003 485 952 | Tuesday, 15 December 2015 | 732.54 | | 116 Ordinary Shares |
| CBA Equities Limited ACN 003 485 952 | Tuesday, 15 December 2015 | 1,673.48 | | 265 Ordinary Shares |
| CBA Equities Limited ACN 003 485 952 | Tuesday, 15 December 2015 | 12.63 | | 2 Ordinary Shares |
| CBA Equities Limited ACN 003 485 952 | Tuesday, 15 December 2015 | 69.47 | | 11 Ordinary Shares |
| CBA Equities Limited ACN 003 485 952 | Tuesday, 15 December 2015 | 3,624.81 | | 574 Ordinary Shares |
| CBA Equities Limited ACN 003 485 952 | Tuesday, 15 December 2015 | 3,624.81 | | 574 Ordinary Shares |
| CBA Equities Limited ACN 003 485 952 | Tuesday, 15 December 2015 | 8,587.91 | | 1,361 Ordinary Shares |
| CBA Equities Limited ACN 003 485 952 | Tuesday, 15 December 2015 | 656.24 | | 104 Ordinary Shares |
| CBA Equities Limited ACN 003 485 952 | Tuesday, 15 December 2015 | 4,606.30 | | 730 Ordinary Shares |
| CBA Equities Limited ACN 003 485 952 | Wednesday, 16 December 2015 | 4,599.00 | | 730 Ordinary Shares |
| CBA Equities Limited ACN 003 485 952 | Wednesday, 16 December 2015 | 4,591.70 | | 730 Ordinary Shares |
| CBA Equities Limited ACN 003 485 952 | Wednesday, 16 December 2015 | 4,591.70 | | 730 Ordinary Shares |
| CBA Equities Limited ACN 003 485 952 | Wednesday, 16 December 2015 | 4,577.10 | | 730 Ordinary Shares |
| CBA Equities Limited ACN 003 485 952 | Wednesday, 16 December 2015 | 2,946.90 | | 470 Ordinary Shares |
| CBA Equities Limited ACN 003 485 952 | Wednesday, 16 December 2015 | 1,630.20 | | 260 Ordinary Shares |
| CBA Equities Limited ACN 003 485 952 | Wednesday, 16 December 2015 | 302.16 | | 48 Ordinary Shares |

| | | | | |
|---|-----------------------------|----------|--|-----------------------|
| CBA Equities Limited ACN 003 485 952 | Wednesday, 16 December 2015 | 182.56 | | 29 Ordinary Shares |
| CBA Equities Limited ACN 003 485 952 | Wednesday, 16 December 2015 | 459.53 | | 73 Ordinary Shares |
| CBA Equities Limited ACN 003 485 952 | Wednesday, 16 December 2015 | 239.21 | | 38 Ordinary Shares |
| CBA Equities Limited ACN 003 485 952 | Wednesday, 16 December 2015 | 138.49 | | 22 Ordinary Shares |
| CBA Equities Limited ACN 003 485 952 | Wednesday, 16 December 2015 | 7,711.01 | | 1,223 Ordinary Shares |
| CBA Equities Limited ACN 003 485 952 | Wednesday, 16 December 2015 | 7,308.00 | | 1,160 Ordinary Shares |
| CBA Equities Limited ACN 003 485 952 | Wednesday, 16 December 2015 | 2,794.98 | | 444 Ordinary Shares |
| CBA Equities Limited ACN 003 485 952 | Wednesday, 16 December 2015 | 4,192.47 | | 666 Ordinary Shares |
| CBA Equities Limited ACN 003 485 952 | Wednesday, 16 December 2015 | 4,591.70 | | 730 Ordinary Shares |
| CBA Equities Limited ACN 003 485 952 | Wednesday, 16 December 2015 | 2,390.20 | | 380 Ordinary Shares |
| CBA Equities Limited ACN 003 485 952 | Wednesday, 16 December 2015 | 4,620.90 | | 730 Ordinary Shares |
| CBA Equities Limited ACN 003 485 952 | Thursday, 17 December 2015 | 4,652.55 | | 735 Ordinary Shares |
| CBA Equities Limited ACN 003 485 952 | Thursday, 17 December 2015 | 2,090.27 | | 331 Ordinary Shares |
| CBA Equities Limited ACN 003 485 952 | Thursday, 17 December 2015 | 9,194.64 | | 1,456 Ordinary Shares |
| CBA Equities Limited ACN 003 485 952 | Thursday, 17 December 2015 | 2,008.17 | | 318 Ordinary Shares |
| CBA Equities Limited ACN 003 485 952 | Thursday, 17 December 2015 | 5,020.43 | | 795 Ordinary Shares |
| CBA Equities Limited ACN 003 485 952 | Thursday, 17 December 2015 | 2,008.17 | | 318 Ordinary Shares |
| CBA Equities Limited ACN 003 485 952 | Thursday, 17 December 2015 | 1,338.78 | | 212 Ordinary Shares |

| | | | | |
|---|----------------------------|-----------|--|-----------------------|
| CBA Equities Limited ACN 003 485 952 | Thursday, 17 December 2015 | 3,890.04 | | 616 Ordinary Shares |
| CBA Equities Limited ACN 003 485 952 | Thursday, 17 December 2015 | 8,203.00 | | 1,300 Ordinary Shares |
| CBA Equities Limited ACN 003 485 952 | Thursday, 17 December 2015 | 18,960.00 | | 3,000 Ordinary Shares |
| CBA Equities Limited ACN 003 485 952 | Thursday, 17 December 2015 | 4,130.01 | | 654 Ordinary Shares |
| CBA Equities Limited ACN 003 485 952 | Thursday, 17 December 2015 | 221.03 | | 35 Ordinary Shares |
| CBA Equities Limited ACN 003 485 952 | Thursday, 17 December 2015 | 18,945.00 | | 3,000 Ordinary Shares |
| CBA Equities Limited ACN 003 485 952 | Thursday, 17 December 2015 | 7,868.57 | | 1,247 Ordinary Shares |
| CBA Equities Limited ACN 003 485 952 | Thursday, 17 December 2015 | 5,531.94 | | 876 Ordinary Shares |
| CBA Equities Limited ACN 003 485 952 | Thursday, 17 December 2015 | 6.31 | | 1 Ordinary Shares |
| CBA Equities Limited ACN 003 485 952 | Thursday, 17 December 2015 | 442.05 | | 70 Ordinary Shares |
| CBA Equities Limited ACN 003 485 952 | Thursday, 17 December 2015 | 75.72 | | 12 Ordinary Shares |
| CBA Equities Limited ACN 003 485 952 | Thursday, 17 December 2015 | 37.86 | | 6 Ordinary Shares |
| CBA Equities Limited ACN 003 485 952 | Thursday, 17 December 2015 | 6.31 | | 1 Ordinary Shares |
| CBA Equities Limited ACN 003 485 952 | Thursday, 17 December 2015 | 88.41 | | 14 Ordinary Shares |
| CBA Equities Limited ACN 003 485 952 | Thursday, 17 December 2015 | 37.86 | | 6 Ordinary Shares |
| CBA Equities Limited ACN 003 485 952 | Thursday, 17 December 2015 | 75.72 | | 12 Ordinary Shares |
| CBA Equities Limited ACN 003 485 952 | Thursday, 17 December 2015 | 3,407.40 | | 540 Ordinary Shares |
| CBA Equities Limited ACN 003 485 952 | Thursday, 17 December 2015 | 2,494.43 | | 395 Ordinary Shares |

| | | | | |
|---|----------------------------|------------|--|---------------------------|
| CBA Equities Limited ACN 003 485 952 | Thursday, 17 December 2015 | 13,124.80 | | 2,080 Ordinary Shares |
| CBA Equities Limited ACN 003 485 952 | Thursday, 17 December 2015 | 7,508.54 | | 1,189 Ordinary Shares |
| CBA Equities Limited ACN 003 485 952 | Thursday, 17 December 2015 | 9,108.00 | | 1,440 Ordinary Shares |
| CBA Equities Limited ACN 003 485 952 | Thursday, 17 December 2015 | 10,436.25 | | 1,650 Ordinary Shares |
| CBA Equities Limited ACN 003 485 952 | Thursday, 17 December 2015 | 9,297.75 | | 1,470 Ordinary Shares |
| CBA Equities Limited ACN 003 485 952 | Thursday, 17 December 2015 | 485,889.30 | | 76,518 Ordinary Shares |
| CBA Equities Limited ACN 003 485 952 | Thursday, 17 December 2015 | 256,032.00 | | 40,320 Ordinary Shares |
| CBA Equities Limited ACN 003 485 952 | Thursday, 17 December 2015 | 439,953.40 | | 69,284 Ordinary Shares |
| CBA Equities Limited ACN 003 485 952 | Thursday, 17 December 2015 | 214,661.75 | | 33,805 Ordinary Shares |
| CBA Equities Limited ACN 003 485 952 | Thursday, 17 December 2015 | 60,382.15 | | 9,509 Ordinary Shares |
| CBA Equities Limited ACN 003 485 952 | Thursday, 17 December 2015 | 4,667.25 | | 735 Ordinary Shares |
| CBA Equities Limited ACN 003 485 952 | Friday, 18 December 2015 | 6,065.28 | | 972 Ordinary Shares |
| CBA Equities Limited ACN 003 485 952 | Friday, 18 December 2015 | 1,179.36 | | 189 Ordinary Shares |
| CBA Equities Limited ACN 003 485 952 | Friday, 18 December 2015 | 6,240.00 | | 1,000 Ordinary Shares |
| CBA Equities Limited ACN 003 485 952 | Friday, 18 December 2015 | 6,233.76 | | 999 Ordinary Shares |
| CBA Equities Limited ACN 003 485 952 | Friday, 18 December 2015 | 888.30 | | 141 Ordinary Shares |
| CBA Equities Limited ACN 003 485 952 | Friday, 18 December 2015 | 3,742.20 | | 594 Ordinary Shares |
| CBA Equities Limited ACN 003 485 952 | Friday, 18 December 2015 | 1,714.08 | | 271 Ordinary Shares |

| | | | | |
|---|--------------------------|------------|--|---------------------------|
| CBA Equities Limited ACN 003 485 952 | Friday, 18 December 2015 | 1,777.33 | | 281 Ordinary Shares |
| CBA Equities Limited ACN 003 485 952 | Friday, 18 December 2015 | 4,645.20 | | 735 Ordinary Shares |
| CBA Equities Limited ACN 003 485 952 | Friday, 18 December 2015 | 2,838.08 | | 448 Ordinary Shares |
| CBA Equities Limited ACN 003 485 952 | Friday, 18 December 2015 | 4,652.55 | | 735 Ordinary Shares |
| CBA Equities Limited ACN 003 485 952 | Friday, 18 December 2015 | 1,633.14 | | 258 Ordinary Shares |
| CBA Equities Limited ACN 003 485 952 | Friday, 18 December 2015 | 803.91 | | 127 Ordinary Shares |
| CBA Equities Limited ACN 003 485 952 | Friday, 18 December 2015 | 4,257.12 | | 672 Ordinary Shares |
| CBA Equities Limited ACN 003 485 952 | Friday, 18 December 2015 | 119,510.40 | | 18,880 Ordinary Shares |
| CBA Equities Limited ACN 003 485 952 | Friday, 18 December 2015 | 3,968.99 | | 629 Ordinary Shares |
| CBA Equities Limited ACN 003 485 952 | Friday, 18 December 2015 | 4,645.20 | | 735 Ordinary Shares |
| CBA Equities Limited ACN 003 485 952 | Friday, 18 December 2015 | 2,433.20 | | 385 Ordinary Shares |
| CBA Equities Limited ACN 003 485 952 | Friday, 18 December 2015 | 4,652.55 | | 735 Ordinary Shares |
| CBA Equities Limited ACN 003 485 952 | Friday, 18 December 2015 | 660.38 | | 106 Ordinary Shares |
| CBA Equities Limited ACN 003 485 952 | Friday, 18 December 2015 | 4,645.20 | | 735 Ordinary Shares |
| CBA Equities Limited ACN 003 485 952 | Monday, 21 December 2015 | 4,540.60 | | 730 Ordinary Shares |
| CBA Equities Limited ACN 003 485 952 | Monday, 21 December 2015 | 2,743.40 | | 440 Ordinary Shares |
| CBA Equities Limited ACN 003 485 952 | Monday, 21 December 2015 | 1,313.47 | | 211 Ordinary Shares |
| CBA Equities Limited ACN 003 485 952 | Monday, 21 December 2015 | 1,039.58 | | 167 Ordinary Shares |

| | | | | |
|---|---------------------------|-----------|--|-----------------------|
| CBA Equities Limited ACN 003 485 952 | Monday, 21 December 2015 | 7,121.90 | | 1,145 Ordinary Shares |
| CBA Equities Limited ACN 003 485 952 | Monday, 21 December 2015 | 1,103.60 | | 177 Ordinary Shares |
| CBA Equities Limited ACN 003 485 952 | Monday, 21 December 2015 | 611.03 | | 98 Ordinary Shares |
| CBA Equities Limited ACN 003 485 952 | Monday, 21 December 2015 | 611.03 | | 98 Ordinary Shares |
| CBA Equities Limited ACN 003 485 952 | Monday, 21 December 2015 | 611.03 | | 98 Ordinary Shares |
| CBA Equities Limited ACN 003 485 952 | Monday, 21 December 2015 | 218.23 | | 35 Ordinary Shares |
| CBA Equities Limited ACN 003 485 952 | Monday, 21 December 2015 | 4,115.10 | | 660 Ordinary Shares |
| CBA Equities Limited ACN 003 485 952 | Monday, 21 December 2015 | 1,103.60 | | 177 Ordinary Shares |
| CBA Equities Limited ACN 003 485 952 | Monday, 21 December 2015 | 4,515.32 | | 719 Ordinary Shares |
| CBA Equities Limited ACN 003 485 952 | Monday, 21 December 2015 | 316.96 | | 51 Ordinary Shares |
| CBA Equities Limited ACN 003 485 952 | Monday, 21 December 2015 | 2,387.70 | | 379 Ordinary Shares |
| CBA Equities Limited ACN 003 485 952 | Monday, 21 December 2015 | 2,211.30 | | 351 Ordinary Shares |
| CBA Equities Limited ACN 003 485 952 | Monday, 21 December 2015 | 591.38 | | 95 Ordinary Shares |
| CBA Equities Limited ACN 003 485 952 | Monday, 21 December 2015 | 964.88 | | 155 Ordinary Shares |
| CBA Equities Limited ACN 003 485 952 | Monday, 21 December 2015 | 1,020.90 | | 164 Ordinary Shares |
| CBA Equities Limited ACN 003 485 952 | Monday, 21 December 2015 | 6,853.00 | | 1,100 Ordinary Shares |
| CBA Equities Limited ACN 003 485 952 | Monday, 21 December 2015 | 11,450.40 | | 1,835 Ordinary Shares |
| CBA Equities Limited ACN 003 485 952 | Tuesday, 22 December 2015 | 20,063.30 | | 3,205 Ordinary Shares |

| | | | | |
|---|---------------------------|-----------|--|-----------------------|
| CBA Equities Limited ACN 003 485 952 | Tuesday, 22 December 2015 | 4,606.30 | | 730 Ordinary Shares |
| CBA Equities Limited ACN 003 485 952 | Tuesday, 22 December 2015 | 4,635.50 | | 730 Ordinary Shares |
| CBA Equities Limited ACN 003 485 952 | Tuesday, 22 December 2015 | 4,628.20 | | 730 Ordinary Shares |
| CBA Equities Limited ACN 003 485 952 | Tuesday, 22 December 2015 | 4,620.90 | | 730 Ordinary Shares |
| CBA Equities Limited ACN 003 485 952 | Tuesday, 22 December 2015 | 3,172.50 | | 500 Ordinary Shares |
| CBA Equities Limited ACN 003 485 952 | Tuesday, 22 December 2015 | 12.69 | | 2 Ordinary Shares |
| CBA Equities Limited ACN 003 485 952 | Tuesday, 22 December 2015 | 6,974.00 | | 1,100 Ordinary Shares |
| CBA Equities Limited ACN 003 485 952 | Monday, 11 January 2016 | 1,708.98 | | 273 Ordinary Shares |
| CBA Equities Limited ACN 003 485 952 | Monday, 11 January 2016 | 6,059.68 | | 968 Ordinary Shares |
| CBA Equities Limited ACN 003 485 952 | Monday, 11 January 2016 | 2,065.80 | | 330 Ordinary Shares |
| CBA Equities Limited ACN 003 485 952 | Monday, 11 January 2016 | 93.90 | | 15 Ordinary Shares |
| CBA Equities Limited ACN 003 485 952 | Monday, 11 January 2016 | 9,790.64 | | 1,564 Ordinary Shares |
| CBA Equities Limited ACN 003 485 952 | Thursday, 14 January 2016 | 3,819.08 | | 622 Ordinary Shares |
| CBA Equities Limited ACN 003 485 952 | Thursday, 14 January 2016 | 693.82 | | 113 Ordinary Shares |
| CBA Equities Limited ACN 003 485 952 | Thursday, 14 January 2016 | 1,123.62 | | 183 Ordinary Shares |
| CBA Equities Limited ACN 003 485 952 | Thursday, 14 January 2016 | 11,862.48 | | 1,932 Ordinary Shares |
| CBA Equities Limited ACN 003 485 952 | Thursday, 14 January 2016 | 2,026.20 | | 330 Ordinary Shares |
| CBA Equities Limited ACN 003 485 952 | Thursday, 14 January 2016 | 4,474.90 | | 730 Ordinary Shares |

| | | | | |
|---|---------------------------|-----------|--|---|
| CBA Equities Limited ACN 003 485 952 | Thursday, 14 January 2016 | 6,876.80 | | 1,120 Ordinary Shares |
| CBA Equities Limited ACN 003 485 952 | Thursday, 14 January 2016 | 36,560.90 | | 5,993 Ordinary Shares |
| CBA Equities Limited ACN 003 485 952 | Friday, 15 January 2016 | N/A | | 231,773 Ordinary Shares (borrowed from Merrill Lynch International, see Annexure C) |
| CBA Equities Limited ACN 003 485 952 | Monday, 18 January 2016 | 11,674.08 | | 1,936 Ordinary Shares |
| CBA Equities Limited ACN 003 485 952 | Monday, 18 January 2016 | 5,589.81 | | 927 Ordinary Shares |
| CBA Equities Limited ACN 003 485 952 | Monday, 18 January 2016 | 2,412.00 | | 400 Ordinary Shares |
| CBA Equities Limited ACN 003 485 952 | Monday, 18 January 2016 | 120.60 | | 20 Ordinary Shares |
| CBA Equities Limited ACN 003 485 952 | Monday, 18 January 2016 | 4,365.40 | | 730 Ordinary Shares |
| CBA Equities Limited ACN 003 485 952 | Monday, 18 January 2016 | 791.70 | | 130 Ordinary Shares |
| CBA Equities Limited ACN 003 485 952 | Monday, 18 January 2016 | 3,654.00 | | 600 Ordinary Shares |
| CBA Equities Limited ACN 003 485 952 | Tuesday, 19 January 2016 | 4,599.00 | | 730 Ordinary Shares |
| CBA Equities Limited ACN 003 485 952 | Tuesday, 19 January 2016 | 4,628.20 | | 730 Ordinary Shares |
| CBA Equities Limited ACN 003 485 952 | Tuesday, 19 January 2016 | 3,357.66 | | 523 Ordinary Shares |
| CBA Equities Limited ACN 003 485 952 | Tuesday, 19 January 2016 | 2,349.72 | | 366 Ordinary Shares |
| CBA Equities Limited ACN 003 485 952 | Tuesday, 19 January 2016 | 49,581.66 | | 7,723 Ordinary Shares |
| CBA Equities Limited ACN 003 485 952 | Tuesday, 19 January 2016 | 12,840.00 | | 2,000 Ordinary Shares |
| CBA Equities Limited ACN 003 485 952 | Tuesday, 19 January 2016 | 2,317.62 | | 361 Ordinary Shares |
| CBA Equities Limited | Tuesday, 19 January 2016 | 18,239.22 | | 2,841 Ordinary |

| | | | | |
|---|----------------------------|-----------|--|--------------------------|
| ACN 003 485 952 | | | | Shares |
| CBA Equities Limited ACN 003 485 952 | Tuesday, 19 January 2016 | 847.44 | | 132 Ordinary Shares |
| CBA Equities Limited ACN 003 485 952 | Wednesday, 20 January 2016 | 268.38 | | 42 Ordinary Shares |
| CBA Equities Limited ACN 003 485 952 | Wednesday, 20 January 2016 | 415.35 | | 65 Ordinary Shares |
| CBA Equities Limited ACN 003 485 952 | Wednesday, 20 January 2016 | 4,223.79 | | 661 Ordinary Shares |
| CBA Equities Limited ACN 003 485 952 | Wednesday, 20 January 2016 | 2,108.70 | | 330 Ordinary Shares |
| CBA Equities Limited ACN 003 485 952 | Wednesday, 20 January 2016 | 10,773.54 | | 1,686 Ordinary Shares |
| CBA Equities Limited ACN 003 485 952 | Wednesday, 20 January 2016 | 2,108.70 | | 330 Ordinary Shares |
| CBA Equities Limited ACN 003 485 952 | Wednesday, 20 January 2016 | 6.39 | | 1 Ordinary Shares |
| CBA Equities Limited ACN 003 485 952 | Wednesday, 20 January 2016 | 4,708.50 | | 730 Ordinary Shares |
| CBA Equities Limited ACN 003 485 952 | Thursday, 21 January 2016 | 4,766.90 | | 730 Ordinary Shares |
| CBA Equities Limited ACN 003 485 952 | Thursday, 21 January 2016 | 4,708.50 | | 730 Ordinary Shares |
| CBA Equities Limited ACN 003 485 952 | Thursday, 21 January 2016 | 4,730.40 | | 730 Ordinary Shares |
| CBA Equities Limited ACN 003 485 952 | Friday, 22 January 2016 | 9,126.00 | | 1,404 Ordinary Shares |
| CBA Equities Limited ACN 003 485 952 | Friday, 22 January 2016 | 9,486.60 | | 1,455 Ordinary Shares |
| CBA Equities Limited ACN 003 485 952 | Friday, 22 January 2016 | 1,957.50 | | 300 Ordinary Shares |
| CBA Equities Limited ACN 003 485 952 | Friday, 22 January 2016 | 1,957.50 | | 300 Ordinary Shares |
| CBA Equities Limited ACN 003 485 952 | Friday, 22 January 2016 | 9,504.60 | | 1,460 Ordinary Shares |
| CBA Equities Limited ACN 003 485 952 | Friday, 22 January 2016 | 8,300.25 | | 1,275 Ordinary Shares |

| | | | | |
|---|-------------------------|----------|--|--------------------------|
| CBA Equities Limited ACN 003 485 952 | Friday, 22 January 2016 | 3,806.99 | | 583 Ordinary Shares |
| CBA Equities Limited ACN 003 485 952 | Friday, 22 January 2016 | 3,767.81 | | 577 Ordinary Shares |
| CBA Equities Limited ACN 003 485 952 | Friday, 22 January 2016 | 71.72 | | 11 Ordinary Shares |
| CBA Equities Limited ACN 003 485 952 | Friday, 22 January 2016 | 1,238.80 | | 190 Ordinary Shares |
| CBA Equities Limited ACN 003 485 952 | Friday, 22 January 2016 | 2,288.52 | | 351 Ordinary Shares |
| CBA Equities Limited ACN 003 485 952 | Friday, 22 January 2016 | 7,237.20 | | 1,110 Ordinary Shares |
| CBA Equities Limited ACN 003 485 952 | Friday, 22 January 2016 | 9,497.30 | | 1,460 Ordinary Shares |
| CBA Equities Limited ACN 003 485 952 | Friday, 22 January 2016 | 3,787.24 | | 584 Ordinary Shares |
| CBA Equities Limited ACN 003 485 952 | Friday, 22 January 2016 | 5,680.86 | | 876 Ordinary Shares |
| CBA Equities Limited ACN 003 485 952 | Friday, 22 January 2016 | 7,646.40 | | 1,180 Ordinary Shares |
| CBA Equities Limited ACN 003 485 952 | Friday, 22 January 2016 | 4,723.10 | | 730 Ordinary Shares |
| CBA Equities Limited ACN 003 485 952 | Friday, 22 January 2016 | 4,697.22 | | 726 Ordinary Shares |
| CBA Equities Limited ACN 003 485 952 | Friday, 22 January 2016 | 1,301.47 | | 201 Ordinary Shares |
| CBA Equities Limited ACN 003 485 952 | Friday, 22 January 2016 | 6.47 | | 1 Ordinary Shares |
| CBA Equities Limited ACN 003 485 952 | Friday, 22 January 2016 | 5,224.45 | | 805 Ordinary Shares |
| CBA Equities Limited ACN 003 485 952 | Friday, 22 January 2016 | 292.05 | | 45 Ordinary Shares |
| CBA Equities Limited ACN 003 485 952 | Friday, 22 January 2016 | 6,360.20 | | 980 Ordinary Shares |
| CBA Equities Limited ACN 003 485 952 | Monday, 25 January 2016 | 4,788.80 | | 730 Ordinary Shares |

| | | | | |
|---|----------------------------|-----------|--|-----------------------|
| CBA Equities Limited ACN 003 485 952 | Monday, 25 January 2016 | 4,810.70 | | 730 Ordinary Shares |
| CBA Equities Limited ACN 003 485 952 | Monday, 25 January 2016 | 40,096.26 | | 6,066 Ordinary Shares |
| CBA Equities Limited ACN 003 485 952 | Wednesday, 27 January 2016 | 4,362.40 | | 665 Ordinary Shares |
| CBA Equities Limited ACN 003 485 952 | Wednesday, 27 January 2016 | 4,782.24 | | 729 Ordinary Shares |
| CBA Equities Limited ACN 003 485 952 | Wednesday, 27 January 2016 | 10,705.92 | | 1,632 Ordinary Shares |
| CBA Equities Limited ACN 003 485 952 | Wednesday, 27 January 2016 | 7,281.60 | | 1,110 Ordinary Shares |
| CBA Equities Limited ACN 003 485 952 | Wednesday, 27 January 2016 | 4,781.50 | | 730 Ordinary Shares |
| CBA Equities Limited ACN 003 485 952 | Wednesday, 27 January 2016 | 4,788.80 | | 730 Ordinary Shares |
| CBA Equities Limited ACN 003 485 952 | Wednesday, 27 January 2016 | 4,781.50 | | 730 Ordinary Shares |
| CBA Equities Limited ACN 003 485 952 | Wednesday, 27 January 2016 | 818.75 | | 125 Ordinary Shares |
| CBA Equities Limited ACN 003 485 952 | Wednesday, 27 January 2016 | 9,137.25 | | 1,395 Ordinary Shares |
| CBA Equities Limited ACN 003 485 952 | Wednesday, 27 January 2016 | 19,322.50 | | 2,950 Ordinary Shares |
| CBA Equities Limited ACN 003 485 952 | Wednesday, 27 January 2016 | 42,385.05 | | 6,471 Ordinary Shares |
| CBA Equities Limited ACN 003 485 952 | Thursday, 28 January 2016 | 18,066.92 | | 2,771 Ordinary Shares |
| CBA Equities Limited ACN 003 485 952 | Thursday, 28 January 2016 | 4,737.70 | | 730 Ordinary Shares |
| CBA Equities Limited ACN 003 485 952 | Thursday, 28 January 2016 | 4,708.50 | | 730 Ordinary Shares |
| CBA Equities Limited ACN 003 485 952 | Thursday, 28 January 2016 | 6,710.04 | | 1,026 Ordinary Shares |
| CBA Equities Limited ACN 003 485 952 | Thursday, 28 January 2016 | 2,838.36 | | 434 Ordinary Shares |

| | | | | |
|---|---------------------------|-----------|--|--------------------------|
| CBA Equities Limited ACN 003 485 952 | Thursday, 28 January 2016 | 14,202.75 | | 2,175 Ordinary Shares |
| CBA Equities Limited ACN 003 485 952 | Thursday, 28 January 2016 | 182.56 | | 28 Ordinary Shares |
| CBA Equities Limited ACN 003 485 952 | Thursday, 28 January 2016 | 326.00 | | 50 Ordinary Shares |
| CBA Equities Limited ACN 003 485 952 | Thursday, 28 January 2016 | 319.48 | | 49 Ordinary Shares |
| CBA Equities Limited ACN 003 485 952 | Thursday, 28 January 2016 | 319.48 | | 49 Ordinary Shares |
| CBA Equities Limited ACN 003 485 952 | Thursday, 28 January 2016 | 319.48 | | 49 Ordinary Shares |
| CBA Equities Limited ACN 003 485 952 | Thursday, 28 January 2016 | 319.48 | | 49 Ordinary Shares |
| CBA Equities Limited ACN 003 485 952 | Thursday, 28 January 2016 | 319.48 | | 49 Ordinary Shares |
| CBA Equities Limited ACN 003 485 952 | Thursday, 28 January 2016 | 319.48 | | 49 Ordinary Shares |
| CBA Equities Limited ACN 003 485 952 | Thursday, 28 January 2016 | 319.48 | | 49 Ordinary Shares |
| CBA Equities Limited ACN 003 485 952 | Thursday, 28 January 2016 | 319.48 | | 49 Ordinary Shares |
| CBA Equities Limited ACN 003 485 952 | Thursday, 28 January 2016 | 319.48 | | 49 Ordinary Shares |
| CBA Equities Limited ACN 003 485 952 | Thursday, 28 January 2016 | 319.48 | | 49 Ordinary Shares |
| CBA Equities Limited ACN 003 485 952 | Thursday, 28 January 2016 | 319.48 | | 49 Ordinary Shares |
| CBA Equities Limited ACN 003 485 952 | Thursday, 28 January 2016 | 9,526.50 | | 1,460 Ordinary Shares |
| CBA Equities Limited ACN 003 485 952 | Thursday, 28 January 2016 | 319.48 | | 49 Ordinary Shares |
| CBA Equities Limited ACN 003 485 952 | Thursday, 28 January 2016 | 5,815.84 | | 892 Ordinary Shares |
| CBA Equities Limited ACN 003 485 952 | Friday, 29 January 2016 | 19,848.24 | | 3,063 Ordinary Shares |
| CBA Equities Limited ACN 003 485 952 | Monday, 1 February 2016 | 4,794.60 | | 732 Ordinary Shares |
| CBA Equities Limited ACN 003 485 952 | Monday, 1 February 2016 | 640.20 | | 97 Ordinary Shares |

| | | | | |
|---|--------------------------|------------|--|------------------------|
| CBA Equities Limited ACN 003 485 952 | Monday, 1 February 2016 | 4,177.80 | | 633 Ordinary Shares |
| CBA Equities Limited ACN 003 485 952 | Monday, 1 February 2016 | 7,216.05 | | 1,095 Ordinary Shares |
| CBA Equities Limited ACN 003 485 952 | Monday, 1 February 2016 | 2,168.11 | | 329 Ordinary Shares |
| CBA Equities Limited ACN 003 485 952 | Monday, 1 February 2016 | 2,642.59 | | 401 Ordinary Shares |
| CBA Equities Limited ACN 003 485 952 | Monday, 1 February 2016 | 6,903.75 | | 1,050 Ordinary Shares |
| CBA Equities Limited ACN 003 485 952 | Monday, 1 February 2016 | 427.05 | | 65 Ordinary Shares |
| CBA Equities Limited ACN 003 485 952 | Monday, 1 February 2016 | 1,675.35 | | 255 Ordinary Shares |
| CBA Equities Limited ACN 003 485 952 | Monday, 1 February 2016 | 19,184.40 | | 2,920 Ordinary Shares |
| CBA Equities Limited ACN 003 485 952 | Monday, 1 February 2016 | 9,599.50 | | 1,460 Ordinary Shares |
| CBA Equities Limited ACN 003 485 952 | Monday, 1 February 2016 | 26,332.88 | | 4,005 Ordinary Shares |
| CBA Equities Limited ACN 003 485 952 | Monday, 1 February 2016 | 13,150.00 | | 2,000 Ordinary Shares |
| CBA Equities Limited ACN 003 485 952 | Monday, 1 February 2016 | 9,599.50 | | 1,460 Ordinary Shares |
| CBA Equities Limited ACN 003 485 952 | Monday, 1 February 2016 | 25,584.00 | | 3,900 Ordinary Shares |
| CBA Equities Limited ACN 003 485 952 | Monday, 1 February 2016 | 16,485.28 | | 2,513 Ordinary Shares |
| CBA Equities Limited ACN 003 485 952 | Monday, 1 February 2016 | 377,278.64 | | 58,312 Ordinary Shares |
| CBA Equities Limited ACN 003 485 952 | Tuesday, 2 February 2016 | 169.78 | | 26 Ordinary Shares |
| CBA Equities Limited ACN 003 485 952 | Tuesday, 2 February 2016 | 7,163.41 | | 1,097 Ordinary Shares |
| CBA Equities Limited ACN 003 485 952 | Tuesday, 2 February 2016 | 2,886.26 | | 442 Ordinary Shares |

| | | | | |
|---|----------------------------|-----------|--|-----------------------|
| CBA Equities Limited ACN 003 485 952 | Tuesday, 2 February 2016 | 633.41 | | 97 Ordinary Shares |
| CBA Equities Limited ACN 003 485 952 | Tuesday, 2 February 2016 | 9,057.11 | | 1,387 Ordinary Shares |
| CBA Equities Limited ACN 003 485 952 | Tuesday, 2 February 2016 | 871.00 | | 134 Ordinary Shares |
| CBA Equities Limited ACN 003 485 952 | Wednesday, 3 February 2016 | 10,507.80 | | 1,660 Ordinary Shares |
| CBA Equities Limited ACN 003 485 952 | Wednesday, 3 February 2016 | 2,468.70 | | 390 Ordinary Shares |
| CBA Equities Limited ACN 003 485 952 | Wednesday, 3 February 2016 | 6,652.83 | | 1,051 Ordinary Shares |
| CBA Equities Limited ACN 003 485 952 | Wednesday, 3 February 2016 | 9,380.50 | | 1,460 Ordinary Shares |
| CBA Equities Limited ACN 003 485 952 | Wednesday, 3 February 2016 | 2,914.28 | | 455 Ordinary Shares |
| CBA Equities Limited ACN 003 485 952 | Wednesday, 3 February 2016 | 9,365.90 | | 1,460 Ordinary Shares |
| CBA Equities Limited ACN 003 485 952 | Wednesday, 3 February 2016 | 3,034.30 | | 473 Ordinary Shares |
| CBA Equities Limited ACN 003 485 952 | Wednesday, 3 February 2016 | 2,976.56 | | 464 Ordinary Shares |
| CBA Equities Limited ACN 003 485 952 | Wednesday, 3 February 2016 | 6,987.86 | | 1,091 Ordinary Shares |
| CBA Equities Limited ACN 003 485 952 | Wednesday, 3 February 2016 | 2,363.45 | | 369 Ordinary Shares |
| CBA Equities Limited ACN 003 485 952 | Wednesday, 3 February 2016 | 7,104.00 | | 1,110 Ordinary Shares |
| CBA Equities Limited ACN 003 485 952 | Wednesday, 3 February 2016 | 2,713.55 | | 423 Ordinary Shares |
| CBA Equities Limited ACN 003 485 952 | Wednesday, 3 February 2016 | 9,358.60 | | 1,460 Ordinary Shares |
| CBA Equities Limited ACN 003 485 952 | Wednesday, 3 February 2016 | 4,679.30 | | 730 Ordinary Shares |
| CBA Equities Limited ACN 003 485 952 | Thursday, 4 February 2016 | 3,910.40 | | 611 Ordinary Shares |

| | | | | |
|---|---------------------------|-----------|--|---|
| CBA Equities Limited ACN 003 485 952 | Thursday, 4 February 2016 | 4,730.40 | | 730 Ordinary Shares |
| CBA Equities Limited ACN 003 485 952 | Thursday, 4 February 2016 | N/A | | 401,822 Ordinary Shares (borrowed from Merrill Lynch International, see Annexure C) |
| CBA Equities Limited ACN 003 485 952 | Friday, 5 February 2016 | 559.43 | | 86 Ordinary Shares |
| CBA Equities Limited ACN 003 485 952 | Friday, 5 February 2016 | 3,961.55 | | 609 Ordinary Shares |
| CBA Equities Limited ACN 003 485 952 | Friday, 5 February 2016 | 3,961.55 | | 609 Ordinary Shares |
| CBA Equities Limited ACN 003 485 952 | Friday, 5 February 2016 | 6,929.00 | | 1,066 Ordinary Shares |
| CBA Equities Limited ACN 003 485 952 | Friday, 5 February 2016 | 10,003.50 | | 1,539 Ordinary Shares |
| CBA Equities Limited ACN 003 485 952 | Friday, 5 February 2016 | 962.74 | | 148 Ordinary Shares |
| CBA Equities Limited ACN 003 485 952 | Friday, 5 February 2016 | 962.74 | | 148 Ordinary Shares |
| CBA Equities Limited ACN 003 485 952 | Friday, 5 February 2016 | 325.25 | | 50 Ordinary Shares |
| CBA Equities Limited ACN 003 485 952 | Friday, 5 February 2016 | 6,934.33 | | 1,066 Ordinary Shares |
| CBA Equities Limited ACN 003 485 952 | Friday, 5 February 2016 | 3,701.34 | | 569 Ordinary Shares |
| CBA Equities Limited ACN 003 485 952 | Friday, 5 February 2016 | 15,977.00 | | 2,458 Ordinary Shares |
| CBA Equities Limited ACN 003 485 952 | Friday, 5 February 2016 | 24,563.50 | | 3,779 Ordinary Shares |
| CBA Equities Limited ACN 003 485 952 | Friday, 5 February 2016 | 12,597.00 | | 1,938 Ordinary Shares |
| CBA Equities Limited ACN 003 485 952 | Monday, 8 February 2016 | 7,045.83 | | 1,089 Ordinary Shares |
| CBA Equities Limited ACN 003 485 952 | Monday, 8 February 2016 | 11,088.50 | | 1,675 Ordinary Shares |
| CBA Equities Limited | Monday, 8 February 2016 | 9,672.50 | | 1,460 Ordinary |

| | | | | |
|---|-----------------------------|-----------|--|--|
| ACN 003 485 952 | | | | Shares |
| CBA Equities Limited ACN 003 485 952 | Tuesday, 9 February 2016 | 2,381.83 | | 367 Ordinary Shares |
| CBA Equities Limited ACN 003 485 952 | Tuesday, 9 February 2016 | 642.51 | | 99 Ordinary Shares |
| CBA Equities Limited ACN 003 485 952 | Tuesday, 9 February 2016 | 6,782.05 | | 1,045 Ordinary Shares |
| CBA Equities Limited ACN 003 485 952 | Wednesday, 10 February 2016 | 4,773.43 | | 731 Ordinary Shares |
| CBA Equities Limited ACN 003 485 952 | Wednesday, 10 February 2016 | 4,679.30 | | 730 Ordinary Shares |
| CBA Equities Limited ACN 003 485 952 | Wednesday, 10 February 2016 | N/A | | 1 Ordinary Shares (borrowed from Merrill Lynch International, see Annexure C) |
| CBA Equities Limited ACN 003 485 952 | Thursday, 11 February 2016 | 8,140.16 | | 1,264 Ordinary Shares |
| CBA Equities Limited ACN 003 485 952 | Thursday, 11 February 2016 | 1,912.68 | | 297 Ordinary Shares |
| CBA Equities Limited ACN 003 485 952 | Thursday, 11 February 2016 | 489.44 | | 76 Ordinary Shares |
| CBA Equities Limited ACN 003 485 952 | Thursday, 11 February 2016 | 1,275.12 | | 198 Ordinary Shares |
| CBA Equities Limited ACN 003 485 952 | Thursday, 11 February 2016 | 1,236.48 | | 192 Ordinary Shares |
| CBA Equities Limited ACN 003 485 952 | Thursday, 11 February 2016 | 6,832.84 | | 1,061 Ordinary Shares |
| CBA Equities Limited ACN 003 485 952 | Thursday, 11 February 2016 | 115.92 | | 18 Ordinary Shares |
| CBA Equities Limited ACN 003 485 952 | Thursday, 11 February 2016 | 4,701.20 | | 730 Ordinary Shares |
| CBA Equities Limited ACN 003 485 952 | Thursday, 11 February 2016 | 4,708.50 | | 730 Ordinary Shares |
| CBA Equities Limited ACN 003 485 952 | Friday, 12 February 2016 | 4,584.40 | | 730 Ordinary Shares |
| CBA Equities Limited ACN 003 485 952 | Monday, 15 February 2016 | 11,104.56 | | 1,746 Ordinary Shares |

| | | | | |
|---|---------------------------|-----------|--|--------------------------|
| CBA Equities Limited ACN 003 485 952 | Monday, 15 February 2016 | 4,655.52 | | 732 Ordinary Shares |
| CBA Equities Limited ACN 003 485 952 | Monday, 15 February 2016 | 2,315.04 | | 364 Ordinary Shares |
| CBA Equities Limited ACN 003 485 952 | Monday, 15 February 2016 | 235.32 | | 37 Ordinary Shares |
| CBA Equities Limited ACN 003 485 952 | Monday, 15 February 2016 | 4,650.10 | | 730 Ordinary Shares |
| CBA Equities Limited ACN 003 485 952 | Monday, 15 February 2016 | 4,657.40 | | 730 Ordinary Shares |
| CBA Equities Limited ACN 003 485 952 | Monday, 15 February 2016 | 4,635.50 | | 730 Ordinary Shares |
| CBA Equities Limited ACN 003 485 952 | Monday, 15 February 2016 | 7,018.00 | | 1,100 Ordinary Shares |
| CBA Equities Limited ACN 003 485 952 | Monday, 15 February 2016 | 4,650.10 | | 730 Ordinary Shares |
| CBA Equities Limited ACN 003 485 952 | Monday, 15 February 2016 | 4,650.10 | | 730 Ordinary Shares |
| CBA Equities Limited ACN 003 485 952 | Monday, 15 February 2016 | 649.23 | | 102 Ordinary Shares |
| CBA Equities Limited ACN 003 485 952 | Monday, 15 February 2016 | 579.22 | | 91 Ordinary Shares |
| CBA Equities Limited ACN 003 485 952 | Monday, 15 February 2016 | 286.43 | | 45 Ordinary Shares |
| CBA Equities Limited ACN 003 485 952 | Monday, 15 February 2016 | 636.50 | | 100 Ordinary Shares |
| CBA Equities Limited ACN 003 485 952 | Monday, 15 February 2016 | 25.54 | | 4 Ordinary Shares |
| CBA Equities Limited ACN 003 485 952 | Monday, 15 February 2016 | 6.38 | | 1 Ordinary Shares |
| CBA Equities Limited ACN 003 485 952 | Monday, 15 February 2016 | 19.16 | | 3 Ordinary Shares |
| CBA Equities Limited ACN 003 485 952 | Monday, 15 February 2016 | 44.70 | | 7 Ordinary Shares |
| CBA Equities Limited ACN 003 485 952 | Tuesday, 16 February 2016 | 18,941.55 | | 2,955 Ordinary Shares |

| | | | | |
|---|-----------------------------|-----------|--|-----------------------|
| CBA Equities Limited ACN 003 485 952 | Tuesday, 16 February 2016 | 1,089.70 | | 170 Ordinary Shares |
| CBA Equities Limited ACN 003 485 952 | Tuesday, 16 February 2016 | 4,701.20 | | 730 Ordinary Shares |
| CBA Equities Limited ACN 003 485 952 | Tuesday, 16 February 2016 | 9,380.50 | | 1,460 Ordinary Shares |
| CBA Equities Limited ACN 003 485 952 | Tuesday, 16 February 2016 | 9,373.20 | | 1,460 Ordinary Shares |
| CBA Equities Limited ACN 003 485 952 | Wednesday, 17 February 2016 | 10,679.50 | | 1,643 Ordinary Shares |
| CBA Equities Limited ACN 003 485 952 | Wednesday, 17 February 2016 | 9,210.50 | | 1,417 Ordinary Shares |
| CBA Equities Limited ACN 003 485 952 | Wednesday, 17 February 2016 | 266.50 | | 41 Ordinary Shares |
| CBA Equities Limited ACN 003 485 952 | Wednesday, 17 February 2016 | 4,730.40 | | 730 Ordinary Shares |
| CBA Equities Limited ACN 003 485 952 | Wednesday, 17 February 2016 | 1,298.46 | | 201 Ordinary Shares |
| CBA Equities Limited ACN 003 485 952 | Wednesday, 17 February 2016 | 3,417.34 | | 529 Ordinary Shares |
| CBA Equities Limited ACN 003 485 952 | Thursday, 18 February 2016 | 3,825.20 | | 584 Ordinary Shares |
| CBA Equities Limited ACN 003 485 952 | Thursday, 18 February 2016 | 2,561.05 | | 391 Ordinary Shares |
| CBA Equities Limited ACN 003 485 952 | Thursday, 18 February 2016 | 2,410.40 | | 368 Ordinary Shares |
| CBA Equities Limited ACN 003 485 952 | Thursday, 18 February 2016 | 9,606.80 | | 1,460 Ordinary Shares |
| CBA Equities Limited ACN 003 485 952 | Thursday, 18 February 2016 | 17,977.97 | | 2,726 Ordinary Shares |
| CBA Equities Limited ACN 003 485 952 | Thursday, 18 February 2016 | 4,763.92 | | 724 Ordinary Shares |
| CBA Equities Limited ACN 003 485 952 | Thursday, 18 February 2016 | 3,783.50 | | 575 Ordinary Shares |
| CBA Equities Limited ACN 003 485 952 | Thursday, 18 February 2016 | 5,796.98 | | 881 Ordinary Shares |

| | | | | |
|---|-----------------------------|-----------|--|------------------------|
| CBA Equities Limited ACN 003 485 952 | Thursday, 18 February 2016 | 9,614.10 | | 1,460 Ordinary Shares |
| CBA Equities Limited ACN 003 485 952 | Thursday, 18 February 2016 | 9,606.80 | | 1,460 Ordinary Shares |
| CBA Equities Limited ACN 003 485 952 | Thursday, 18 February 2016 | 11,173.80 | | 1,693 Ordinary Shares |
| CBA Equities Limited ACN 003 485 952 | Thursday, 18 February 2016 | 891.00 | | 135 Ordinary Shares |
| CBA Equities Limited ACN 003 485 952 | Friday, 19 February 2016 | 1,691.06 | | 257 Ordinary Shares |
| CBA Equities Limited ACN 003 485 952 | Friday, 19 February 2016 | 4,737.60 | | 720 Ordinary Shares |
| CBA Equities Limited ACN 003 485 952 | Friday, 19 February 2016 | 12,028.24 | | 1,828 Ordinary Shares |
| CBA Equities Limited ACN 003 485 952 | Friday, 19 February 2016 | 1,473.92 | | 224 Ordinary Shares |
| CBA Equities Limited ACN 003 485 952 | Friday, 19 February 2016 | 6.58 | | 1 Ordinary Shares |
| CBA Equities Limited ACN 003 485 952 | Friday, 19 February 2016 | 78,050.88 | | 11,898 Ordinary Shares |
| CBA Equities Limited ACN 003 485 952 | Monday, 22 February 2016 | 4,803.40 | | 730 Ordinary Shares |
| CBA Equities Limited ACN 003 485 952 | Tuesday, 23 February 2016 | 4,766.90 | | 730 Ordinary Shares |
| CBA Equities Limited ACN 003 485 952 | Tuesday, 23 February 2016 | 2,324.07 | | 357 Ordinary Shares |
| CBA Equities Limited ACN 003 485 952 | Tuesday, 23 February 2016 | 3,437.28 | | 528 Ordinary Shares |
| CBA Equities Limited ACN 003 485 952 | Tuesday, 23 February 2016 | 15,715.14 | | 2,414 Ordinary Shares |
| CBA Equities Limited ACN 003 485 952 | Wednesday, 24 February 2016 | 5,369.00 | | 826 Ordinary Shares |
| CBA Equities Limited ACN 003 485 952 | Thursday, 25 February 2016 | 3,942.56 | | 601 Ordinary Shares |
| CBA Equities Limited ACN 003 485 952 | Thursday, 25 February 2016 | 2,053.28 | | 313 Ordinary Shares |

| | | | | |
|---|----------------------------|-----------|--|--------------------------|
| CBA Equities Limited ACN 003 485 952 | Thursday, 25 February 2016 | 8,025.37 | | 1,229 Ordinary Shares |
| CBA Equities Limited ACN 003 485 952 | Thursday, 25 February 2016 | 1,508.43 | | 231 Ordinary Shares |
| CBA Equities Limited ACN 003 485 952 | Thursday, 25 February 2016 | 8,671.60 | | 1,330 Ordinary Shares |
| CBA Equities Limited ACN 003 485 952 | Thursday, 25 February 2016 | 2,244.60 | | 344 Ordinary Shares |
| CBA Equities Limited ACN 003 485 952 | Thursday, 25 February 2016 | 593.77 | | 91 Ordinary Shares |
| CBA Equities Limited ACN 003 485 952 | Thursday, 25 February 2016 | 169.65 | | 26 Ordinary Shares |
| CBA Equities Limited ACN 003 485 952 | Thursday, 25 February 2016 | 65.25 | | 10 Ordinary Shares |
| CBA Equities Limited ACN 003 485 952 | Thursday, 25 February 2016 | 2,930.09 | | 447 Ordinary Shares |
| CBA Equities Limited ACN 003 485 952 | Thursday, 25 February 2016 | 957.03 | | 146 Ordinary Shares |
| CBA Equities Limited ACN 003 485 952 | Thursday, 25 February 2016 | 275.31 | | 42 Ordinary Shares |
| CBA Equities Limited ACN 003 485 952 | Thursday, 25 February 2016 | 111.44 | | 17 Ordinary Shares |
| CBA Equities Limited ACN 003 485 952 | Thursday, 25 February 2016 | 14,017.58 | | 2,145 Ordinary Shares |
| CBA Equities Limited ACN 003 485 952 | Thursday, 25 February 2016 | 9,345.05 | | 1,430 Ordinary Shares |
| CBA Equities Limited ACN 003 485 952 | Friday, 26 February 2016 | 18,811.00 | | 2,894 Ordinary Shares |
| CBA Equities Limited ACN 003 485 952 | Monday, 29 February 2016 | 2,186.26 | | 331 Ordinary Shares |
| CBA Equities Limited ACN 003 485 952 | Monday, 29 February 2016 | 10,891.65 | | 1,649 Ordinary Shares |
| CBA Equities Limited ACN 003 485 952 | Monday, 29 February 2016 | 9,643.30 | | 1,460 Ordinary Shares |
| CBA Equities Limited ACN 003 485 952 | Monday, 29 February 2016 | 9,606.80 | | 1,460 Ordinary Shares |

| | | | | |
|---|--------------------------|-----------|--|--------------------------|
| CBA Equities Limited ACN 003 485 952 | Monday, 29 February 2016 | 9,614.10 | | 1,460 Ordinary Shares |
| CBA Equities Limited ACN 003 485 952 | Monday, 29 February 2016 | 8,120.13 | | 1,235 Ordinary Shares |
| CBA Equities Limited ACN 003 485 952 | Monday, 29 February 2016 | 9,577.60 | | 1,460 Ordinary Shares |
| CBA Equities Limited ACN 003 485 952 | Monday, 29 February 2016 | 620.35 | | 95 Ordinary Shares |
| CBA Equities Limited ACN 003 485 952 | Monday, 29 February 2016 | 30,952.20 | | 4,740 Ordinary Shares |
| CBA Equities Limited ACN 003 485 952 | Tuesday, 1 March 2016 | 6.52 | | 1 Ordinary Shares |
| CBA Equities Limited ACN 003 485 952 | Tuesday, 1 March 2016 | 4,759.60 | | 730 Ordinary Shares |
| CBA Equities Limited ACN 003 485 952 | Tuesday, 1 March 2016 | 7,325.55 | | 1,115 Ordinary Shares |
| CBA Equities Limited ACN 003 485 952 | Tuesday, 1 March 2016 | 4,788.80 | | 730 Ordinary Shares |
| CBA Equities Limited ACN 003 485 952 | Tuesday, 1 March 2016 | 2,441.28 | | 373 Ordinary Shares |
| CBA Equities Limited ACN 003 485 952 | Tuesday, 1 March 2016 | 470.88 | | 72 Ordinary Shares |
| CBA Equities Limited ACN 003 485 952 | Tuesday, 1 March 2016 | 6,821.22 | | 1,043 Ordinary Shares |
| CBA Equities Limited ACN 003 485 952 | Tuesday, 1 March 2016 | 7,280.95 | | 1,115 Ordinary Shares |
| CBA Equities Limited ACN 003 485 952 | Tuesday, 1 March 2016 | 4,759.60 | | 730 Ordinary Shares |
| CBA Equities Limited ACN 003 485 952 | Tuesday, 1 March 2016 | 4,723.10 | | 730 Ordinary Shares |
| CBA Equities Limited ACN 003 485 952 | Tuesday, 1 March 2016 | 6.45 | | 1 Ordinary Shares |
| CBA Equities Limited ACN 003 485 952 | Tuesday, 1 March 2016 | 7,400.25 | | 1,150 Ordinary Shares |
| CBA Equities Limited ACN 003 485 952 | Wednesday, 2 March 2016 | 20,254.50 | | 3,150 Ordinary Shares |

| | | | | |
|---|-------------------------|----------|--|-----------------------|
| CBA Equities Limited ACN 003 485 952 | Wednesday, 2 March 2016 | 4,314.53 | | 671 Ordinary Shares |
| CBA Equities Limited ACN 003 485 952 | Wednesday, 2 March 2016 | 5,516.94 | | 858 Ordinary Shares |
| CBA Equities Limited ACN 003 485 952 | Wednesday, 2 March 2016 | 4,715.80 | | 730 Ordinary Shares |
| CBA Equities Limited ACN 003 485 952 | Wednesday, 2 March 2016 | 109.40 | | 17 Ordinary Shares |
| CBA Equities Limited ACN 003 485 952 | Wednesday, 2 March 2016 | 9,424.30 | | 1,460 Ordinary Shares |
| CBA Equities Limited ACN 003 485 952 | Wednesday, 2 March 2016 | 9,417.00 | | 1,460 Ordinary Shares |
| CBA Equities Limited ACN 003 485 952 | Wednesday, 2 March 2016 | 889.41 | | 138 Ordinary Shares |
| CBA Equities Limited ACN 003 485 952 | Wednesday, 2 March 2016 | 116.01 | | 18 Ordinary Shares |
| CBA Equities Limited ACN 003 485 952 | Wednesday, 2 March 2016 | 7,501.98 | | 1,164 Ordinary Shares |
| CBA Equities Limited ACN 003 485 952 | Wednesday, 2 March 2016 | 804.38 | | 125 Ordinary Shares |
| CBA Equities Limited ACN 003 485 952 | Wednesday, 2 March 2016 | 9,395.10 | | 1,460 Ordinary Shares |
| CBA Equities Limited ACN 003 485 952 | Wednesday, 2 March 2016 | 489.82 | | 76 Ordinary Shares |
| CBA Equities Limited ACN 003 485 952 | Wednesday, 2 March 2016 | 5,794.06 | | 899 Ordinary Shares |
| CBA Equities Limited ACN 003 485 952 | Wednesday, 2 March 2016 | 657.39 | | 102 Ordinary Shares |
| CBA Equities Limited ACN 003 485 952 | Wednesday, 2 March 2016 | 167.57 | | 26 Ordinary Shares |
| CBA Equities Limited ACN 003 485 952 | Wednesday, 2 March 2016 | 1,392.12 | | 216 Ordinary Shares |
| CBA Equities Limited ACN 003 485 952 | Wednesday, 2 March 2016 | 70.90 | | 11 Ordinary Shares |
| CBA Equities Limited ACN 003 485 952 | Wednesday, 2 March 2016 | 522.05 | | 81 Ordinary Shares |

| | | | | |
|---|-------------------------|----------|--|-----------------------|
| CBA Equities Limited ACN 003 485 952 | Wednesday, 2 March 2016 | 7,250.63 | | 1,125 Ordinary Shares |
| CBA Equities Limited ACN 003 485 952 | Wednesday, 2 March 2016 | 3,504.35 | | 545 Ordinary Shares |
| CBA Equities Limited ACN 003 485 952 | Wednesday, 2 March 2016 | 2,617.01 | | 407 Ordinary Shares |
| CBA Equities Limited ACN 003 485 952 | Wednesday, 2 March 2016 | 4,410.98 | | 686 Ordinary Shares |
| CBA Equities Limited ACN 003 485 952 | Wednesday, 2 March 2016 | 173.61 | | 27 Ordinary Shares |
| CBA Equities Limited ACN 003 485 952 | Wednesday, 2 March 2016 | 1,247.42 | | 194 Ordinary Shares |
| CBA Equities Limited ACN 003 485 952 | Wednesday, 2 March 2016 | 1,060.95 | | 165 Ordinary Shares |
| CBA Equities Limited ACN 003 485 952 | Wednesday, 2 March 2016 | 2,655.59 | | 413 Ordinary Shares |
| CBA Equities Limited ACN 003 485 952 | Wednesday, 2 March 2016 | 1,613.93 | | 251 Ordinary Shares |
| CBA Equities Limited ACN 003 485 952 | Wednesday, 2 March 2016 | 6,494.30 | | 1,010 Ordinary Shares |
| CBA Equities Limited ACN 003 485 952 | Wednesday, 2 March 2016 | 2,134.76 | | 332 Ordinary Shares |
| CBA Equities Limited ACN 003 485 952 | Thursday, 3 March 2016 | 1,098.68 | | 171 Ordinary Shares |
| CBA Equities Limited ACN 003 485 952 | Thursday, 3 March 2016 | 4,686.60 | | 730 Ordinary Shares |
| CBA Equities Limited ACN 003 485 952 | Thursday, 3 March 2016 | 7,009.10 | | 1,085 Ordinary Shares |
| CBA Equities Limited ACN 003 485 952 | Thursday, 3 March 2016 | 4,708.50 | | 730 Ordinary Shares |
| CBA Equities Limited ACN 003 485 952 | Thursday, 3 March 2016 | 7,245.00 | | 1,125 Ordinary Shares |
| CBA Equities Limited ACN 003 485 952 | Thursday, 3 March 2016 | 646.90 | | 101 Ordinary Shares |
| CBA Equities Limited ACN 003 485 952 | Thursday, 3 March 2016 | 1,031.20 | | 161 Ordinary Shares |

| | | | | |
|---|------------------------|----------|--|--------------------------|
| CBA Equities Limited ACN 003 485 952 | Thursday, 3 March 2016 | 38.43 | | 6 Ordinary Shares |
| CBA Equities Limited ACN 003 485 952 | Thursday, 3 March 2016 | 5,335.36 | | 833 Ordinary Shares |
| CBA Equities Limited ACN 003 485 952 | Thursday, 3 March 2016 | 25.58 | | 4 Ordinary Shares |
| CBA Equities Limited ACN 003 485 952 | Thursday, 3 March 2016 | 587.42 | | 92 Ordinary Shares |
| CBA Equities Limited ACN 003 485 952 | Thursday, 3 March 2016 | 121.32 | | 19 Ordinary Shares |
| CBA Equities Limited ACN 003 485 952 | Thursday, 3 March 2016 | 5,223.52 | | 813 Ordinary Shares |
| CBA Equities Limited ACN 003 485 952 | Thursday, 3 March 2016 | 7,126.20 | | 1,110 Ordinary Shares |
| CBA Equities Limited ACN 003 485 952 | Thursday, 3 March 2016 | 3,766.14 | | 588 Ordinary Shares |
| CBA Equities Limited ACN 003 485 952 | Thursday, 3 March 2016 | 1,896.85 | | 295 Ordinary Shares |
| CBA Equities Limited ACN 003 485 952 | Thursday, 3 March 2016 | 7,490.95 | | 1,165 Ordinary Shares |
| CBA Equities Limited ACN 003 485 952 | Thursday, 3 March 2016 | 178.78 | | 28 Ordinary Shares |
| CBA Equities Limited ACN 003 485 952 | Thursday, 3 March 2016 | 683.19 | | 107 Ordinary Shares |
| CBA Equities Limited ACN 003 485 952 | Thursday, 3 March 2016 | 178.78 | | 28 Ordinary Shares |
| CBA Equities Limited ACN 003 485 952 | Thursday, 3 March 2016 | 344.79 | | 54 Ordinary Shares |
| CBA Equities Limited ACN 003 485 952 | Thursday, 3 March 2016 | 178.78 | | 28 Ordinary Shares |
| CBA Equities Limited ACN 003 485 952 | Thursday, 3 March 2016 | 747.04 | | 117 Ordinary Shares |
| CBA Equities Limited ACN 003 485 952 | Thursday, 3 March 2016 | 178.78 | | 28 Ordinary Shares |
| CBA Equities Limited ACN 003 485 952 | Thursday, 3 March 2016 | 178.78 | | 28 Ordinary Shares |

| | | | | |
|---|------------------------|-----------|--|-----------------------|
| CBA Equities Limited ACN 003 485 952 | Thursday, 3 March 2016 | 51.08 | | 8 Ordinary Shares |
| CBA Equities Limited ACN 003 485 952 | Thursday, 3 March 2016 | 178.78 | | 28 Ordinary Shares |
| CBA Equities Limited ACN 003 485 952 | Thursday, 3 March 2016 | 772.58 | | 121 Ordinary Shares |
| CBA Equities Limited ACN 003 485 952 | Thursday, 3 March 2016 | 178.78 | | 28 Ordinary Shares |
| CBA Equities Limited ACN 003 485 952 | Thursday, 3 March 2016 | 178.78 | | 28 Ordinary Shares |
| CBA Equities Limited ACN 003 485 952 | Thursday, 3 March 2016 | 1,270.62 | | 199 Ordinary Shares |
| CBA Equities Limited ACN 003 485 952 | Thursday, 3 March 2016 | 185.16 | | 29 Ordinary Shares |
| CBA Equities Limited ACN 003 485 952 | Thursday, 3 March 2016 | 1,430.24 | | 224 Ordinary Shares |
| CBA Equities Limited ACN 003 485 952 | Thursday, 3 March 2016 | 1,098.22 | | 172 Ordinary Shares |
| CBA Equities Limited ACN 003 485 952 | Thursday, 3 March 2016 | 510.80 | | 80 Ordinary Shares |
| CBA Equities Limited ACN 003 485 952 | Thursday, 3 March 2016 | 211.04 | | 33 Ordinary Shares |
| CBA Equities Limited ACN 003 485 952 | Thursday, 3 March 2016 | 415.67 | | 65 Ordinary Shares |
| CBA Equities Limited ACN 003 485 952 | Thursday, 3 March 2016 | 31.97 | | 5 Ordinary Shares |
| CBA Equities Limited ACN 003 485 952 | Thursday, 3 March 2016 | 14,228.87 | | 2,225 Ordinary Shares |
| CBA Equities Limited ACN 003 485 952 | Thursday, 3 March 2016 | 9,336.70 | | 1,460 Ordinary Shares |
| CBA Equities Limited ACN 003 485 952 | Thursday, 3 March 2016 | 7,214.31 | | 1,129 Ordinary Shares |
| CBA Equities Limited ACN 003 485 952 | Thursday, 3 March 2016 | 28,921.14 | | 4,526 Ordinary Shares |
| CBA Equities Limited ACN 003 485 952 | Thursday, 3 March 2016 | 28,320.48 | | 4,432 Ordinary Shares |

| | | | | |
|---|-------------------------|-----------|--|---|
| CBA Equities Limited ACN 003 485 952 | Friday, 4 March 2016 | 4,370.30 | | 685 Ordinary Shares |
| CBA Equities Limited ACN 003 485 952 | Friday, 4 March 2016 | 15,599.10 | | 2,445 Ordinary Shares |
| CBA Equities Limited ACN 003 485 952 | Friday, 4 March 2016 | 4,642.80 | | 730 Ordinary Shares |
| CBA Equities Limited ACN 003 485 952 | Tuesday, 8 March 2016 | 9,088.50 | | 1,460 Ordinary Shares |
| CBA Equities Limited ACN 003 485 952 | Tuesday, 8 March 2016 | 16,317.60 | | 2,615 Ordinary Shares |
| CBA Equities Limited ACN 003 485 952 | Tuesday, 8 March 2016 | 17,656.25 | | 2,825 Ordinary Shares |
| CBA Equities Limited ACN 003 485 952 | Tuesday, 8 March 2016 | 2,132.37 | | 342 Ordinary Shares |
| CBA Equities Limited ACN 003 485 952 | Tuesday, 8 March 2016 | 423.98 | | 68 Ordinary Shares |
| CBA Equities Limited ACN 003 485 952 | Tuesday, 8 March 2016 | 62,281.44 | | 9,981 Ordinary Shares |
| CBA Equities Limited ACN 003 485 952 | Tuesday, 8 March 2016 | 2,352.48 | | 377 Ordinary Shares |
| CBA Equities Limited ACN 003 485 952 | Tuesday, 8 March 2016 | 47,648.64 | | 7,636 Ordinary Shares |
| CBA Equities Limited ACN 003 485 952 | Wednesday, 9 March 2016 | 11,631.62 | | 1,826 Ordinary Shares |
| CBA Equities Limited ACN 003 485 952 | Wednesday, 9 March 2016 | N/A | | 195,339 Ordinary Shares (borrowed from Barclays Capital Securities Ltd, see Annexure C) |
| CBA Equities Limited ACN 003 485 952 | Thursday, 10 March 2016 | N/A | | 132,457 Ordinary Shares (borrowed from Barclays Capital Securities Ltd, see Annexure C) |
| CBA Equities Limited ACN 003 485 952 | Friday, 11 March 2016 | 3,845.14 | | 598 Ordinary Shares |
| CBA Equities Limited ACN 003 485 952 | Friday, 11 March 2016 | 1,806.83 | | 281 Ordinary Shares |
| CBA Equities Limited ACN 003 485 952 | Friday, 11 March 2016 | 6,352.84 | | 988 Ordinary Shares |

| | | | | |
|---|-------------------------|------------|--|---|
| CBA Equities Limited ACN 003 485 952 | Friday, 11 March 2016 | 1,376.02 | | 214 Ordinary Shares |
| CBA Equities Limited ACN 003 485 952 | Friday, 11 March 2016 | 868.05 | | 135 Ordinary Shares |
| CBA Equities Limited ACN 003 485 952 | Friday, 11 March 2016 | 20,968.23 | | 3,261 Ordinary Shares |
| CBA Equities Limited ACN 003 485 952 | Friday, 11 March 2016 | N/A | | 90,871 Ordinary Shares (borrowed from Barclays Capital Securities Ltd, see Annexure C) |
| CBA Equities Limited ACN 003 485 952 | Monday, 14 March 2016 | N/A | | 90,871 Ordinary Shares (borrowed from Barclays Capital Securities Ltd, see Annexure C) |
| CBA Equities Limited ACN 003 485 952 | Tuesday, 15 March 2016 | N/A | | 90,871 Ordinary Shares (borrowed from Barclays Capital Securities Ltd, see Annexure C) |
| CBA Equities Limited ACN 003 485 952 | Thursday, 17 March 2016 | 57,031.00 | | 8,774 Ordinary Shares |
| CBA Equities Limited ACN 003 485 952 | Thursday, 17 March 2016 | 417,391.00 | | 64,214 Ordinary Shares |
| CBA Equities Limited ACN 003 485 952 | Thursday, 17 March 2016 | 95,433.00 | | 14,682 Ordinary Shares |
| CBA Equities Limited ACN 003 485 952 | Thursday, 17 March 2016 | 60,183.50 | | 9,259 Ordinary Shares |
| CBA Equities Limited ACN 003 485 952 | Thursday, 17 March 2016 | 39,059.20 | | 6,103 Ordinary Shares |
| CBA Equities Limited ACN 003 485 952 | Friday, 18 March 2016 | N/A | | 180,045 Ordinary Shares (borrowed from Barclays Capital Securities Ltd, see Annexure C) |
| CBA Equities Limited ACN 003 485 952 | Monday, 21 March 2016 | N/A | | 240,208 Ordinary Shares (borrowed from Barclays Capital Securities Ltd, see Annexure C) |
| CBA Equities Limited ACN 003 485 952 | Tuesday, 22 March 2016 | N/A | | 240,208 Ordinary Shares (borrowed from Barclays Capital Securities Ltd, see Annexure C) |

| | | | | |
|---|--------------------------|-----------|--|--|
| | | | | Annexure C) |
| CBA Equities Limited ACN 003 485 952 | Tuesday, 22 March 2016 | N/A | | 140,000 Ordinary Shares (borrowed from Citigroup Global Markets Australia Pty Ltd, see Annexure C) |
| CBA Equities Limited ACN 003 485 952 | Wednesday, 23 March 2016 | 19,904.42 | | 3,226 Ordinary Shares |
| CBA Equities Limited ACN 003 485 952 | Wednesday, 23 March 2016 | 23,209.20 | | 3,780 Ordinary Shares |
| CBA Equities Limited ACN 003 485 952 | Thursday, 24 March 2016 | 11,687.28 | | 1,864 Ordinary Shares |
| CBA Equities Limited ACN 003 485 952 | Thursday, 24 March 2016 | 1,711.71 | | 273 Ordinary Shares |
| CBA Equities Limited ACN 003 485 952 | Thursday, 24 March 2016 | 2,045.65 | | 326 Ordinary Shares |
| CBA Equities Limited ACN 003 485 952 | Thursday, 24 March 2016 | 3,175.15 | | 506 Ordinary Shares |
| CBA Equities Limited ACN 003 485 952 | Thursday, 24 March 2016 | 1,794.65 | | 286 Ordinary Shares |
| CBA Equities Limited ACN 003 485 952 | Thursday, 24 March 2016 | 31,657.38 | | 5,045 Ordinary Shares |
| CBA Equities Limited ACN 003 485 952 | Thursday, 24 March 2016 | 9,443.88 | | 1,505 Ordinary Shares |
| CBA Equities Limited ACN 003 485 952 | Thursday, 24 March 2016 | 5,917.33 | | 943 Ordinary Shares |
| CBA Equities Limited ACN 003 485 952 | Thursday, 24 March 2016 | 514.55 | | 82 Ordinary Shares |
| CBA Equities Limited ACN 003 485 952 | Thursday, 24 March 2016 | 9,161.50 | | 1,460 Ordinary Shares |
| CBA Equities Limited ACN 003 485 952 | Thursday, 24 March 2016 | 3,003.33 | | 479 Ordinary Shares |
| CBA Equities Limited ACN 003 485 952 | Thursday, 24 March 2016 | 1,523.61 | | 243 Ordinary Shares |
| CBA Equities Limited ACN 003 485 952 | Thursday, 24 March 2016 | 12.54 | | 2 Ordinary Shares |
| CBA Equities Limited ACN 003 485 952 | Thursday, 24 March 2016 | 1,141.14 | | 182 Ordinary Shares |

| | | | | |
|---|--------------------------|-----------|--|---|
| CBA Equities Limited ACN 003 485 952 | Thursday, 24 March 2016 | 1,793.22 | | 286 Ordinary Shares |
| CBA Equities Limited ACN 003 485 952 | Thursday, 24 March 2016 | 858.99 | | 137 Ordinary Shares |
| CBA Equities Limited ACN 003 485 952 | Thursday, 24 March 2016 | 144.21 | | 23 Ordinary Shares |
| CBA Equities Limited ACN 003 485 952 | Thursday, 24 March 2016 | 119.13 | | 19 Ordinary Shares |
| CBA Equities Limited ACN 003 485 952 | Thursday, 24 March 2016 | 144.21 | | 23 Ordinary Shares |
| CBA Equities Limited ACN 003 485 952 | Thursday, 24 March 2016 | 144.21 | | 23 Ordinary Shares |
| CBA Equities Limited ACN 003 485 952 | Thursday, 24 March 2016 | 75.30 | | 12 Ordinary Shares |
| CBA Equities Limited ACN 003 485 952 | Thursday, 24 March 2016 | N/A | | 228,424 Ordinary Shares (borrowed from Barclays Capital Securities Ltd, see Annexure C) |
| CBA Equities Limited ACN 003 485 952 | Friday, 25 March 2016 | N/A | | 228,424 Ordinary Shares (borrowed from Barclays Capital Securities Ltd, see Annexure C) |
| CBA Equities Limited ACN 003 485 952 | Monday, 28 March 2016 | N/A | | 228,424 Ordinary Shares (borrowed from Barclays Capital Securities Ltd, see Annexure C) |
| CBA Equities Limited ACN 003 485 952 | Tuesday, 29 March 2016 | 19,875.00 | | 3,180 Ordinary Shares |
| CBA Equities Limited ACN 003 485 952 | Tuesday, 29 March 2016 | N/A | | 307,339 Ordinary Shares (borrowed from Barclays Capital Securities Ltd, see Annexure C) |
| CBA Equities Limited ACN 003 485 952 | Wednesday, 30 March 2016 | N/A | | 307,339 Ordinary Shares (borrowed from Barclays Capital Securities Ltd, see Annexure C) |
| CBA Equities Limited ACN 003 485 952 | Thursday, 31 March 2016 | 6,427.44 | | 1,017 Ordinary Shares |

| | | | | |
|---|-------------------------|-----------|--|---|
| CBA Equities Limited ACN 003 485 952 | Thursday, 31 March 2016 | 3,792.00 | | 600 Ordinary Shares |
| CBA Equities Limited ACN 003 485 952 | Thursday, 31 March 2016 | 15,919.80 | | 2,535 Ordinary Shares |
| CBA Equities Limited ACN 003 485 952 | Thursday, 31 March 2016 | 685.07 | | 109 Ordinary Shares |
| CBA Equities Limited ACN 003 485 952 | Thursday, 31 March 2016 | 2,897.39 | | 461 Ordinary Shares |
| CBA Equities Limited ACN 003 485 952 | Thursday, 31 March 2016 | 1,502.12 | | 239 Ordinary Shares |
| CBA Equities Limited ACN 003 485 952 | Thursday, 31 March 2016 | 628.50 | | 100 Ordinary Shares |
| CBA Equities Limited ACN 003 485 952 | Thursday, 31 March 2016 | 1,018.17 | | 162 Ordinary Shares |
| CBA Equities Limited ACN 003 485 952 | Thursday, 31 March 2016 | 11,486.12 | | 1,829 Ordinary Shares |
| CBA Equities Limited ACN 003 485 952 | Thursday, 31 March 2016 | 58,648.92 | | 9,339 Ordinary Shares |
| CBA Equities Limited ACN 003 485 952 | Thursday, 31 March 2016 | 20,479.08 | | 3,261 Ordinary Shares |
| CBA Equities Limited ACN 003 485 952 | Thursday, 31 March 2016 | 14,324.68 | | 2,281 Ordinary Shares |
| CBA Equities Limited ACN 003 485 952 | Thursday, 31 March 2016 | 5,714.80 | | 910 Ordinary Shares |
| CBA Equities Limited ACN 003 485 952 | Thursday, 31 March 2016 | 5,714.80 | | 910 Ordinary Shares |
| CBA Equities Limited ACN 003 485 952 | Thursday, 31 March 2016 | 24,203.12 | | 3,854 Ordinary Shares |
| CBA Equities Limited ACN 003 485 952 | Friday, 1 April 2016 | 24,754.08 | | 3,967 Ordinary Shares |
| CBA Equities Limited ACN 003 485 952 | Friday, 1 April 2016 | 2,907.84 | | 466 Ordinary Shares |
| CBA Equities Limited ACN 003 485 952 | Friday, 1 April 2016 | N/A | | 294,765 Ordinary Shares (borrowed from Barclays Capital Securities Ltd, see Annexure C) |
| CBA Equities Limited | Monday, 4 April 2016 | 10,737.09 | | 1,729 Ordinary |

| | | | | |
|---|-----------------------|-----------|--|---|
| ACN 003 485 952 | | | | Shares |
| CBA Equities Limited ACN 003 485 952 | Monday, 4 April 2016 | 9,165.96 | | 1,476 Ordinary Shares |
| CBA Equities Limited ACN 003 485 952 | Monday, 4 April 2016 | 7,105.10 | | 1,135 Ordinary Shares |
| CBA Equities Limited ACN 003 485 952 | Monday, 4 April 2016 | 7,082.40 | | 1,135 Ordinary Shares |
| CBA Equities Limited ACN 003 485 952 | Monday, 4 April 2016 | 1,490.17 | | 239 Ordinary Shares |
| CBA Equities Limited ACN 003 485 952 | Monday, 4 April 2016 | 4,555.20 | | 730 Ordinary Shares |
| CBA Equities Limited ACN 003 485 952 | Monday, 4 April 2016 | 4,355.52 | | 698 Ordinary Shares |
| CBA Equities Limited ACN 003 485 952 | Monday, 4 April 2016 | 199.68 | | 32 Ordinary Shares |
| CBA Equities Limited ACN 003 485 952 | Monday, 4 April 2016 | 4,547.90 | | 730 Ordinary Shares |
| CBA Equities Limited ACN 003 485 952 | Monday, 4 April 2016 | 6,906.25 | | 1,105 Ordinary Shares |
| CBA Equities Limited ACN 003 485 952 | Monday, 4 April 2016 | 4,562.50 | | 730 Ordinary Shares |
| CBA Equities Limited ACN 003 485 952 | Monday, 4 April 2016 | 6,926.40 | | 1,110 Ordinary Shares |
| CBA Equities Limited ACN 003 485 952 | Monday, 4 April 2016 | 4,547.90 | | 730 Ordinary Shares |
| CBA Equities Limited ACN 003 485 952 | Monday, 4 April 2016 | 9,081.20 | | 1,460 Ordinary Shares |
| CBA Equities Limited ACN 003 485 952 | Monday, 4 April 2016 | N/A | | 355,228 Ordinary Shares (borrowed from Barclays Capital Securities Ltd, see Annexure C) |
| CBA Equities Limited ACN 003 485 952 | Tuesday, 5 April 2016 | 4,533.30 | | 730 Ordinary Shares |
| CBA Equities Limited ACN 003 485 952 | Tuesday, 5 April 2016 | 13,601.28 | | 2,208 Ordinary Shares |
| CBA Equities Limited ACN 003 485 952 | Tuesday, 5 April 2016 | 11,439.12 | | 1,857 Ordinary Shares |

| | | | | |
|---|-------------------------|-----------|--|---|
| CBA Equities Limited ACN 003 485 952 | Tuesday, 5 April 2016 | 17,599.12 | | 2,857 Ordinary Shares |
| CBA Equities Limited ACN 003 485 952 | Tuesday, 5 April 2016 | N/A | | 284,694 Ordinary Shares (borrowed from Barclays Capital Securities Ltd, see Annexure C) |
| CBA Equities Limited ACN 003 485 952 | Wednesday, 6 April 2016 | 8,313.56 | | 1,354 Ordinary Shares |
| CBA Equities Limited ACN 003 485 952 | Wednesday, 6 April 2016 | 1,086.78 | | 177 Ordinary Shares |
| CBA Equities Limited ACN 003 485 952 | Wednesday, 6 April 2016 | 1,123.62 | | 183 Ordinary Shares |
| CBA Equities Limited ACN 003 485 952 | Wednesday, 6 April 2016 | 2,234.96 | | 364 Ordinary Shares |
| CBA Equities Limited ACN 003 485 952 | Wednesday, 6 April 2016 | 7,177.66 | | 1,169 Ordinary Shares |
| CBA Equities Limited ACN 003 485 952 | Wednesday, 6 April 2016 | 2,685.69 | | 441 Ordinary Shares |
| CBA Equities Limited ACN 003 485 952 | Wednesday, 6 April 2016 | 1,757.12 | | 289 Ordinary Shares |
| CBA Equities Limited ACN 003 485 952 | Wednesday, 6 April 2016 | 4,533.30 | | 730 Ordinary Shares |
| CBA Equities Limited ACN 003 485 952 | Wednesday, 6 April 2016 | 2,093.32 | | 339 Ordinary Shares |
| CBA Equities Limited ACN 003 485 952 | Wednesday, 6 April 2016 | 4,013.42 | | 651 Ordinary Shares |
| CBA Equities Limited ACN 003 485 952 | Wednesday, 6 April 2016 | 487.04 | | 79 Ordinary Shares |
| CBA Equities Limited ACN 003 485 952 | Wednesday, 6 April 2016 | 18.59 | | 3 Ordinary Shares |
| CBA Equities Limited ACN 003 485 952 | Wednesday, 6 April 2016 | 10,731.75 | | 1,745 Ordinary Shares |
| CBA Equities Limited ACN 003 485 952 | Wednesday, 6 April 2016 | N/A | | 284,694 Ordinary Shares (borrowed from Barclays Capital Securities Ltd, see Annexure C) |
| CBA Equities Limited ACN 003 485 952 | Wednesday, 6 April 2016 | N/A | | 312,161 Ordinary Shares (borrowed from Merrill Lynch) |

| | | | | |
|---|------------------------|-----------|--|---|
| | | | | International, see Annexure C) |
| CBA Equities Limited ACN 003 485 952 | Thursday, 7 April 2016 | 4,528.78 | | 734 Ordinary Shares |
| CBA Equities Limited ACN 003 485 952 | Thursday, 7 April 2016 | 15,566.91 | | 2,523 Ordinary Shares |
| CBA Equities Limited ACN 003 485 952 | Thursday, 7 April 2016 | 49.20 | | 8 Ordinary Shares |
| CBA Equities Limited ACN 003 485 952 | Thursday, 7 April 2016 | 4,425.86 | | 722 Ordinary Shares |
| CBA Equities Limited ACN 003 485 952 | Thursday, 7 April 2016 | 73.74 | | 12 Ordinary Shares |
| CBA Equities Limited ACN 003 485 952 | Thursday, 7 April 2016 | 6.14 | | 1 Ordinary Shares |
| CBA Equities Limited ACN 003 485 952 | Thursday, 7 April 2016 | 798.85 | | 130 Ordinary Shares |
| CBA Equities Limited ACN 003 485 952 | Thursday, 7 April 2016 | 61.45 | | 10 Ordinary Shares |
| CBA Equities Limited ACN 003 485 952 | Thursday, 7 April 2016 | 1,056.94 | | 172 Ordinary Shares |
| CBA Equities Limited ACN 003 485 952 | Thursday, 7 April 2016 | 1,603.84 | | 261 Ordinary Shares |
| CBA Equities Limited ACN 003 485 952 | Thursday, 7 April 2016 | 3,299.86 | | 537 Ordinary Shares |
| CBA Equities Limited ACN 003 485 952 | Thursday, 7 April 2016 | 49,413.93 | | 8,061 Ordinary Shares |
| CBA Equities Limited ACN 003 485 952 | Thursday, 7 April 2016 | 2,605.25 | | 425 Ordinary Shares |
| CBA Equities Limited ACN 003 485 952 | Thursday, 7 April 2016 | N/A | | 284,694 Ordinary Shares (borrowed from Barclays Capital Securities Ltd, see Annexure C) |
| CBA Equities Limited ACN 003 485 952 | Friday, 8 April 2016 | 2,784.44 | | 461 Ordinary Shares |
| CBA Equities Limited ACN 003 485 952 | Friday, 8 April 2016 | 2,144.20 | | 355 Ordinary Shares |
| CBA Equities Limited | Friday, 8 April 2016 | 987.28 | | 164 Ordinary Shares |

| | | | | |
|---|------------------------|-----------|--|---|
| ACN 003 485 952 | | | | |
| CBA Equities Limited ACN 003 485 952 | Friday, 8 April 2016 | 2,838.80 | | 470 Ordinary Shares |
| CBA Equities Limited ACN 003 485 952 | Friday, 8 April 2016 | 368.44 | | 61 Ordinary Shares |
| CBA Equities Limited ACN 003 485 952 | Friday, 8 April 2016 | N/A | | 403,239 Ordinary Shares (borrowed from Barclays Capital Securities Ltd, see Annexure C) |
| CBA Equities Limited ACN 003 485 952 | Monday, 11 April 2016 | 4,991.87 | | 817 Ordinary Shares |
| CBA Equities Limited ACN 003 485 952 | Monday, 11 April 2016 | 4,401.90 | | 730 Ordinary Shares |
| CBA Equities Limited ACN 003 485 952 | Monday, 11 April 2016 | 4,401.90 | | 730 Ordinary Shares |
| CBA Equities Limited ACN 003 485 952 | Monday, 11 April 2016 | 25,717.95 | | 4,265 Ordinary Shares |
| CBA Equities Limited ACN 003 485 952 | Monday, 11 April 2016 | N/A | | 403,239 Ordinary Shares (borrowed from Barclays Capital Securities Ltd, see Annexure C) |
| CBA Equities Limited ACN 003 485 952 | Tuesday, 12 April 2016 | 5,370.00 | | 895 Ordinary Shares |
| CBA Equities Limited ACN 003 485 952 | Tuesday, 12 April 2016 | 2,754.00 | | 459 Ordinary Shares |
| CBA Equities Limited ACN 003 485 952 | Tuesday, 12 April 2016 | 2,214.00 | | 369 Ordinary Shares |
| CBA Equities Limited ACN 003 485 952 | Tuesday, 12 April 2016 | 102.00 | | 17 Ordinary Shares |
| CBA Equities Limited ACN 003 485 952 | Tuesday, 12 April 2016 | 6.00 | | 1 Ordinary Shares |
| CBA Equities Limited ACN 003 485 952 | Tuesday, 12 April 2016 | 4,387.30 | | 730 Ordinary Shares |
| CBA Equities Limited ACN 003 485 952 | Tuesday, 12 April 2016 | N/A | | 466,885 Ordinary Shares (borrowed from Barclays Capital Securities Ltd, see Annexure C) |

| | | | | |
|---|--------------------------|----------|--|-----------------------|
| CBA Equities Limited ACN 003 485 952 | Wednesday, 13 April 2016 | 4,423.80 | | 730 Ordinary Shares |
| CBA Equities Limited ACN 003 485 952 | Wednesday, 13 April 2016 | 4,423.80 | | 730 Ordinary Shares |
| CBA Equities Limited ACN 003 485 952 | Wednesday, 13 April 2016 | 4,423.80 | | 730 Ordinary Shares |
| CBA Equities Limited ACN 003 485 952 | Wednesday, 13 April 2016 | 1,438.71 | | 238 Ordinary Shares |
| CBA Equities Limited ACN 003 485 952 | Wednesday, 13 April 2016 | 8,825.70 | | 1,460 Ordinary Shares |
| CBA Equities Limited ACN 003 485 952 | Wednesday, 13 April 2016 | 6,734.60 | | 1,115 Ordinary Shares |
| CBA Equities Limited ACN 003 485 952 | Wednesday, 13 April 2016 | 1,233.18 | | 204 Ordinary Shares |
| CBA Equities Limited ACN 003 485 952 | Wednesday, 13 April 2016 | 6,359.34 | | 1,052 Ordinary Shares |
| CBA Equities Limited ACN 003 485 952 | Wednesday, 13 April 2016 | 18.13 | | 3 Ordinary Shares |
| CBA Equities Limited ACN 003 485 952 | Wednesday, 13 April 2016 | 199.48 | | 33 Ordinary Shares |
| CBA Equities Limited ACN 003 485 952 | Wednesday, 13 April 2016 | 447.33 | | 74 Ordinary Shares |
| CBA Equities Limited ACN 003 485 952 | Wednesday, 13 April 2016 | 1,245.27 | | 206 Ordinary Shares |
| CBA Equities Limited ACN 003 485 952 | Wednesday, 13 April 2016 | 42.28 | | 7 Ordinary Shares |
| CBA Equities Limited ACN 003 485 952 | Wednesday, 13 April 2016 | 48.32 | | 8 Ordinary Shares |
| CBA Equities Limited ACN 003 485 952 | Wednesday, 13 April 2016 | 235.56 | | 39 Ordinary Shares |
| CBA Equities Limited ACN 003 485 952 | Wednesday, 13 April 2016 | 48.32 | | 8 Ordinary Shares |
| CBA Equities Limited ACN 003 485 952 | Wednesday, 13 April 2016 | 6,571.52 | | 1,088 Ordinary Shares |
| CBA Equities Limited ACN 003 485 952 | Wednesday, 13 April 2016 | 2,395.90 | | 397 Ordinary Shares |

| | | | | |
|---|--------------------------|-----------|--|---|
| CBA Equities Limited ACN 003 485 952 | Wednesday, 13 April 2016 | 1,756.18 | | 291 Ordinary Shares |
| CBA Equities Limited ACN 003 485 952 | Wednesday, 13 April 2016 | 253.47 | | 42 Ordinary Shares |
| CBA Equities Limited ACN 003 485 952 | Wednesday, 13 April 2016 | 20,475.60 | | 3,390 Ordinary Shares |
| CBA Equities Limited ACN 003 485 952 | Wednesday, 13 April 2016 | 459.42 | | 76 Ordinary Shares |
| CBA Equities Limited ACN 003 485 952 | Wednesday, 13 April 2016 | 453.38 | | 75 Ordinary Shares |
| CBA Equities Limited ACN 003 485 952 | Wednesday, 13 April 2016 | 54.41 | | 9 Ordinary Shares |
| CBA Equities Limited ACN 003 485 952 | Wednesday, 13 April 2016 | 18.13 | | 3 Ordinary Shares |
| CBA Equities Limited ACN 003 485 952 | Wednesday, 13 April 2016 | 562.18 | | 93 Ordinary Shares |
| CBA Equities Limited ACN 003 485 952 | Wednesday, 13 April 2016 | 5,088.05 | | 841 Ordinary Shares |
| CBA Equities Limited ACN 003 485 952 | Wednesday, 13 April 2016 | 5,965.30 | | 986 Ordinary Shares |
| CBA Equities Limited ACN 003 485 952 | Wednesday, 13 April 2016 | N/A | | 547,079 Ordinary Shares (borrowed from Barclays Capital Securities Ltd, see Annexure C) |
| CBA Equities Limited ACN 003 485 952 | Thursday, 14 April 2016 | 586.85 | | 97 Ordinary Shares |
| CBA Equities Limited ACN 003 485 952 | Thursday, 14 April 2016 | 4,409.20 | | 730 Ordinary Shares |
| CBA Equities Limited ACN 003 485 952 | Thursday, 14 April 2016 | 4,409.20 | | 730 Ordinary Shares |
| CBA Equities Limited ACN 003 485 952 | Thursday, 14 April 2016 | 4,409.20 | | 730 Ordinary Shares |
| CBA Equities Limited ACN 003 485 952 | Thursday, 14 April 2016 | 16,899.75 | | 2,775 Ordinary Shares |
| CBA Equities Limited ACN 003 485 952 | Thursday, 14 April 2016 | 4,445.70 | | 730 Ordinary Shares |
| CBA Equities Limited | Thursday, 14 April 2016 | 4,445.70 | | 730 Ordinary Shares |

| | | | | |
|---|-------------------------|-----------|--|---|
| ACN 003 485 952 | | | | |
| CBA Equities Limited ACN 003 485 952 | Thursday, 14 April 2016 | 29,360.13 | | 4,825 Ordinary Shares |
| CBA Equities Limited ACN 003 485 952 | Thursday, 14 April 2016 | N/A | | 547,079 Ordinary Shares (borrowed from Barclays Capital Securities Ltd, see Annexure C) |
| CBA Equities Limited ACN 003 485 952 | Friday, 15 April 2016 | 2,716.73 | | 445 Ordinary Shares |
| CBA Equities Limited ACN 003 485 952 | Friday, 15 April 2016 | 451.77 | | 74 Ordinary Shares |
| CBA Equities Limited ACN 003 485 952 | Friday, 15 April 2016 | 8,827.20 | | 1,440 Ordinary Shares |
| CBA Equities Limited ACN 003 485 952 | Friday, 15 April 2016 | 777.24 | | 127 Ordinary Shares |
| CBA Equities Limited ACN 003 485 952 | Friday, 15 April 2016 | 3,653.78 | | 598 Ordinary Shares |
| CBA Equities Limited ACN 003 485 952 | Friday, 15 April 2016 | 4,415.25 | | 725 Ordinary Shares |
| CBA Equities Limited ACN 003 485 952 | Friday, 15 April 2016 | 4,415.25 | | 725 Ordinary Shares |
| CBA Equities Limited ACN 003 485 952 | Friday, 15 April 2016 | 4,415.25 | | 725 Ordinary Shares |
| CBA Equities Limited ACN 003 485 952 | Friday, 15 April 2016 | 878.70 | | 145 Ordinary Shares |
| CBA Equities Limited ACN 003 485 952 | Friday, 15 April 2016 | 393.90 | | 65 Ordinary Shares |
| CBA Equities Limited ACN 003 485 952 | Friday, 15 April 2016 | 36.36 | | 6 Ordinary Shares |
| CBA Equities Limited ACN 003 485 952 | Friday, 15 April 2016 | 272.70 | | 45 Ordinary Shares |
| CBA Equities Limited ACN 003 485 952 | Friday, 15 April 2016 | 702.96 | | 116 Ordinary Shares |
| CBA Equities Limited ACN 003 485 952 | Friday, 15 April 2016 | 42.42 | | 7 Ordinary Shares |
| CBA Equities Limited ACN 003 485 952 | Friday, 15 April 2016 | 654.48 | | 108 Ordinary Shares |

| | | | | |
|---|-----------------------|-----------|--|---|
| CBA Equities Limited ACN 003 485 952 | Friday, 15 April 2016 | 1,409.65 | | 233 Ordinary Shares |
| CBA Equities Limited ACN 003 485 952 | Friday, 15 April 2016 | 4,379.00 | | 725 Ordinary Shares |
| CBA Equities Limited ACN 003 485 952 | Friday, 15 April 2016 | 4,954.95 | | 819 Ordinary Shares |
| CBA Equities Limited ACN 003 485 952 | Friday, 15 April 2016 | 17,145.70 | | 2,834 Ordinary Shares |
| CBA Equities Limited ACN 003 485 952 | Friday, 15 April 2016 | N/A | | 301,715 Ordinary Shares (borrowed from Barclays Capital Securities Ltd, see Annexure C) |
| CBA Equities Limited ACN 003 485 952 | Monday, 18 April 2016 | 7,393.27 | | 1,215 Ordinary Shares |
| CBA Equities Limited ACN 003 485 952 | Monday, 18 April 2016 | 8,884.10 | | 1,460 Ordinary Shares |
| CBA Equities Limited ACN 003 485 952 | Monday, 18 April 2016 | 8,816.00 | | 1,450 Ordinary Shares |
| CBA Equities Limited ACN 003 485 952 | Monday, 18 April 2016 | 4,445.70 | | 730 Ordinary Shares |
| CBA Equities Limited ACN 003 485 952 | Monday, 18 April 2016 | 4,438.40 | | 730 Ordinary Shares |
| CBA Equities Limited ACN 003 485 952 | Monday, 18 April 2016 | 494.51 | | 81 Ordinary Shares |
| CBA Equities Limited ACN 003 485 952 | Monday, 18 April 2016 | 1,062.27 | | 174 Ordinary Shares |
| CBA Equities Limited ACN 003 485 952 | Monday, 18 April 2016 | 6,771.00 | | 1,110 Ordinary Shares |
| CBA Equities Limited ACN 003 485 952 | Monday, 18 April 2016 | 8,898.70 | | 1,460 Ordinary Shares |
| CBA Equities Limited ACN 003 485 952 | Monday, 18 April 2016 | 6,832.00 | | 1,120 Ordinary Shares |
| CBA Equities Limited ACN 003 485 952 | Monday, 18 April 2016 | 4,460.30 | | 730 Ordinary Shares |
| CBA Equities Limited ACN 003 485 952 | Monday, 18 April 2016 | 1,771.90 | | 290 Ordinary Shares |
| CBA Equities Limited | Monday, 18 April 2016 | 2,688.40 | | 440 Ordinary Shares |

| | | | | |
|---|------------------------|-----------|--|---|
| ACN 003 485 952 | | | | |
| CBA Equities Limited ACN 003 485 952 | Monday, 18 April 2016 | 4,460.30 | | 730 Ordinary Shares |
| CBA Equities Limited ACN 003 485 952 | Monday, 18 April 2016 | 59,847.45 | | 9,795 Ordinary Shares |
| CBA Equities Limited ACN 003 485 952 | Monday, 18 April 2016 | N/A | | 301,715 Ordinary Shares (borrowed from Barclays Capital Securities Ltd, see Annexure C) |
| CBA Equities Limited ACN 003 485 952 | Tuesday, 19 April 2016 | 414.06 | | 67 Ordinary Shares |
| CBA Equities Limited ACN 003 485 952 | Tuesday, 19 April 2016 | 401.70 | | 65 Ordinary Shares |
| CBA Equities Limited ACN 003 485 952 | Tuesday, 19 April 2016 | 679.80 | | 110 Ordinary Shares |
| CBA Equities Limited ACN 003 485 952 | Tuesday, 19 April 2016 | 3,015.84 | | 488 Ordinary Shares |
| CBA Equities Limited ACN 003 485 952 | Tuesday, 19 April 2016 | 4,504.10 | | 730 Ordinary Shares |
| CBA Equities Limited ACN 003 485 952 | Tuesday, 19 April 2016 | 2,147.16 | | 348 Ordinary Shares |
| CBA Equities Limited ACN 003 485 952 | Tuesday, 19 April 2016 | 2,356.94 | | 382 Ordinary Shares |
| CBA Equities Limited ACN 003 485 952 | Tuesday, 19 April 2016 | 847.34 | | 137 Ordinary Shares |
| CBA Equities Limited ACN 003 485 952 | Tuesday, 19 April 2016 | 12.37 | | 2 Ordinary Shares |
| CBA Equities Limited ACN 003 485 952 | Tuesday, 19 April 2016 | 6,828.90 | | 1,105 Ordinary Shares |
| CBA Equities Limited ACN 003 485 952 | Tuesday, 19 April 2016 | 1,723.40 | | 280 Ordinary Shares |
| CBA Equities Limited ACN 003 485 952 | Tuesday, 19 April 2016 | 11,266.42 | | 1,826 Ordinary Shares |
| CBA Equities Limited ACN 003 485 952 | Tuesday, 19 April 2016 | 51,346.74 | | 8,322 Ordinary Shares |
| CBA Equities Limited ACN 003 485 952 | Tuesday, 19 April 2016 | N/A | | 347,112 Ordinary Shares (borrowed from Barclays Capital |

| | | | | |
|---|--------------------------|-----------|--|---------------------------------|
| | | | | Securities Ltd, see Annexure C) |
| CBA Equities Limited ACN 003 485 952 | Wednesday, 20 April 2016 | 9,103.10 | | 1,460 Ordinary Shares |
| CBA Equities Limited ACN 003 485 952 | Wednesday, 20 April 2016 | 5,322.38 | | 855 Ordinary Shares |
| CBA Equities Limited ACN 003 485 952 | Wednesday, 20 April 2016 | 435.75 | | 70 Ordinary Shares |
| CBA Equities Limited ACN 003 485 952 | Wednesday, 20 April 2016 | 1,743.00 | | 280 Ordinary Shares |
| CBA Equities Limited ACN 003 485 952 | Wednesday, 20 April 2016 | 136.95 | | 22 Ordinary Shares |
| CBA Equities Limited ACN 003 485 952 | Wednesday, 20 April 2016 | 7,949.63 | | 1,275 Ordinary Shares |
| CBA Equities Limited ACN 003 485 952 | Wednesday, 20 April 2016 | 3,735.00 | | 600 Ordinary Shares |
| CBA Equities Limited ACN 003 485 952 | Wednesday, 20 April 2016 | 9,103.10 | | 1,460 Ordinary Shares |
| CBA Equities Limited ACN 003 485 952 | Wednesday, 20 April 2016 | 7,071.05 | | 1,135 Ordinary Shares |
| CBA Equities Limited ACN 003 485 952 | Wednesday, 20 April 2016 | 22,825.00 | | 3,652 Ordinary Shares |
| CBA Equities Limited ACN 003 485 952 | Wednesday, 20 April 2016 | 46,400.00 | | 7,424 Ordinary Shares |
| CBA Equities Limited ACN 003 485 952 | Thursday, 21 April 2016 | 171.32 | | 27 Ordinary Shares |
| CBA Equities Limited ACN 003 485 952 | Thursday, 21 April 2016 | 1,655.01 | | 259 Ordinary Shares |
| CBA Equities Limited ACN 003 485 952 | Thursday, 21 April 2016 | 95.92 | | 15 Ordinary Shares |
| CBA Equities Limited ACN 003 485 952 | Thursday, 21 April 2016 | 12.79 | | 2 Ordinary Shares |
| CBA Equities Limited ACN 003 485 952 | Thursday, 21 April 2016 | 7,034.50 | | 1,100 Ordinary Shares |
| CBA Equities Limited ACN 003 485 952 | Thursday, 21 April 2016 | 569.15 | | 89 Ordinary Shares |

| | | | | |
|---|-------------------------|-----------|--|---|
| CBA Equities Limited ACN 003 485 952 | Thursday, 21 April 2016 | 11,607.00 | | 1,825 Ordinary Shares |
| CBA Equities Limited ACN 003 485 952 | Thursday, 21 April 2016 | 15,969.96 | | 2,511 Ordinary Shares |
| CBA Equities Limited ACN 003 485 952 | Thursday, 21 April 2016 | 60,286.44 | | 9,479 Ordinary Shares |
| CBA Equities Limited ACN 003 485 952 | Thursday, 21 April 2016 | 6.34 | | 1 Ordinary Shares |
| CBA Equities Limited ACN 003 485 952 | Thursday, 21 April 2016 | 31.72 | | 5 Ordinary Shares |
| CBA Equities Limited ACN 003 485 952 | Thursday, 21 April 2016 | N/A | | 306,865 Ordinary Shares (borrowed from Barclays Capital Securities Ltd, see Annexure C) |
| CBA Equities Limited ACN 003 485 952 | Friday, 22 April 2016 | 4,628.20 | | 730 Ordinary Shares |
| CBA Equities Limited ACN 003 485 952 | Friday, 22 April 2016 | 203.36 | | 32 Ordinary Shares |
| CBA Equities Limited ACN 003 485 952 | Friday, 22 April 2016 | 711.76 | | 112 Ordinary Shares |
| CBA Equities Limited ACN 003 485 952 | Friday, 22 April 2016 | 12.71 | | 2 Ordinary Shares |
| CBA Equities Limited ACN 003 485 952 | Friday, 22 April 2016 | 19.07 | | 3 Ordinary Shares |
| CBA Equities Limited ACN 003 485 952 | Friday, 22 April 2016 | 31.78 | | 5 Ordinary Shares |
| CBA Equities Limited ACN 003 485 952 | Friday, 22 April 2016 | 82.62 | | 13 Ordinary Shares |
| CBA Equities Limited ACN 003 485 952 | Friday, 22 April 2016 | 25.42 | | 4 Ordinary Shares |
| CBA Equities Limited ACN 003 485 952 | Friday, 22 April 2016 | 7,218.60 | | 1,135 Ordinary Shares |
| CBA Equities Limited ACN 003 485 952 | Friday, 22 April 2016 | 589.62 | | 93 Ordinary Shares |
| CBA Equities Limited ACN 003 485 952 | Friday, 22 April 2016 | 4,038.58 | | 637 Ordinary Shares |
| CBA Equities Limited | Friday, 22 April 2016 | 171.59 | | 27 Ordinary Shares |

| | | | | |
|---|------------------------|-----------|--|-----------------------|
| ACN 003 485 952 | | | | |
| CBA Equities Limited ACN 003 485 952 | Friday, 22 April 2016 | 38.13 | | 6 Ordinary Shares |
| CBA Equities Limited ACN 003 485 952 | Friday, 22 April 2016 | 177.94 | | 28 Ordinary Shares |
| CBA Equities Limited ACN 003 485 952 | Friday, 22 April 2016 | 7,059.60 | | 1,110 Ordinary Shares |
| CBA Equities Limited ACN 003 485 952 | Friday, 22 April 2016 | 9,810.75 | | 1,545 Ordinary Shares |
| CBA Equities Limited ACN 003 485 952 | Friday, 22 April 2016 | 6,042.02 | | 953 Ordinary Shares |
| CBA Equities Limited ACN 003 485 952 | Friday, 22 April 2016 | 3,214.38 | | 507 Ordinary Shares |
| CBA Equities Limited ACN 003 485 952 | Friday, 22 April 2016 | 717.06 | | 114 Ordinary Shares |
| CBA Equities Limited ACN 003 485 952 | Friday, 22 April 2016 | 5,793.09 | | 921 Ordinary Shares |
| CBA Equities Limited ACN 003 485 952 | Friday, 22 April 2016 | 377.40 | | 60 Ordinary Shares |
| CBA Equities Limited ACN 003 485 952 | Friday, 22 April 2016 | 7,071.05 | | 1,135 Ordinary Shares |
| CBA Equities Limited ACN 003 485 952 | Friday, 22 April 2016 | 40,002.83 | | 6,421 Ordinary Shares |
| CBA Equities Limited ACN 003 485 952 | Friday, 22 April 2016 | 7,569.45 | | 1,215 Ordinary Shares |
| CBA Equities Limited ACN 003 485 952 | Tuesday, 26 April 2016 | 105.57 | | 17 Ordinary Shares |
| CBA Equities Limited ACN 003 485 952 | Tuesday, 26 April 2016 | 1,260.63 | | 203 Ordinary Shares |
| CBA Equities Limited ACN 003 485 952 | Tuesday, 26 April 2016 | 142.83 | | 23 Ordinary Shares |
| CBA Equities Limited ACN 003 485 952 | Tuesday, 26 April 2016 | 788.67 | | 127 Ordinary Shares |
| CBA Equities Limited ACN 003 485 952 | Tuesday, 26 April 2016 | 217.35 | | 35 Ordinary Shares |
| CBA Equities Limited ACN 003 485 952 | Tuesday, 26 April 2016 | 503.01 | | 81 Ordinary Shares |

| | | | | |
|---|--------------------------|-----------|--|---|
| CBA Equities Limited ACN 003 485 952 | Tuesday, 26 April 2016 | 478.17 | | 77 Ordinary Shares |
| CBA Equities Limited ACN 003 485 952 | Tuesday, 26 April 2016 | 832.14 | | 134 Ordinary Shares |
| CBA Equities Limited ACN 003 485 952 | Tuesday, 26 April 2016 | 658.26 | | 106 Ordinary Shares |
| CBA Equities Limited ACN 003 485 952 | Tuesday, 26 April 2016 | 4,555.20 | | 730 Ordinary Shares |
| CBA Equities Limited ACN 003 485 952 | Tuesday, 26 April 2016 | 9,110.40 | | 1,460 Ordinary Shares |
| CBA Equities Limited ACN 003 485 952 | Tuesday, 26 April 2016 | 3,404.31 | | 546 Ordinary Shares |
| CBA Equities Limited ACN 003 485 952 | Tuesday, 26 April 2016 | 6,009.12 | | 963 Ordinary Shares |
| CBA Equities Limited ACN 003 485 952 | Tuesday, 26 April 2016 | 920.22 | | 147 Ordinary Shares |
| CBA Equities Limited ACN 003 485 952 | Tuesday, 26 April 2016 | 374.40 | | 60 Ordinary Shares |
| CBA Equities Limited ACN 003 485 952 | Tuesday, 26 April 2016 | 6,614.40 | | 1,060 Ordinary Shares |
| CBA Equities Limited ACN 003 485 952 | Tuesday, 26 April 2016 | 2,909.41 | | 467 Ordinary Shares |
| CBA Equities Limited ACN 003 485 952 | Tuesday, 26 April 2016 | 6,186.39 | | 993 Ordinary Shares |
| CBA Equities Limited ACN 003 485 952 | Tuesday, 26 April 2016 | 16,123.24 | | 2,588 Ordinary Shares |
| CBA Equities Limited ACN 003 485 952 | Tuesday, 26 April 2016 | 53,733.75 | | 8,625 Ordinary Shares |
| CBA Equities Limited ACN 003 485 952 | Tuesday, 26 April 2016 | 8,416.73 | | 1,351 Ordinary Shares |
| CBA Equities Limited ACN 003 485 952 | Tuesday, 26 April 2016 | N/A | | 306,864 Ordinary Shares (borrowed from Barclays Capital Securities Ltd, see Annexure C) |
| CBA Equities Limited ACN 003 485 952 | Wednesday, 27 April 2016 | 270.04 | | 43 Ordinary Shares |
| CBA Equities Limited | Wednesday, 27 April 2016 | 213.52 | | 34 Ordinary Shares |

| | | | | |
|---|--------------------------|----------|--|---|
| ACN 003 485 952 | | | | |
| CBA Equities Limited ACN 003 485 952 | Wednesday, 27 April 2016 | 4,100.84 | | 653 Ordinary Shares |
| CBA Equities Limited ACN 003 485 952 | Wednesday, 27 April 2016 | 351.40 | | 56 Ordinary Shares |
| CBA Equities Limited ACN 003 485 952 | Wednesday, 27 April 2016 | 6,955.56 | | 1,112 Ordinary Shares |
| CBA Equities Limited ACN 003 485 952 | Wednesday, 27 April 2016 | 9,132.30 | | 1,460 Ordinary Shares |
| CBA Equities Limited ACN 003 485 952 | Wednesday, 27 April 2016 | 4,566.15 | | 730 Ordinary Shares |
| CBA Equities Limited ACN 003 485 952 | Wednesday, 27 April 2016 | 2,789.73 | | 446 Ordinary Shares |
| CBA Equities Limited ACN 003 485 952 | Wednesday, 27 April 2016 | 1,776.42 | | 284 Ordinary Shares |
| CBA Equities Limited ACN 003 485 952 | Wednesday, 27 April 2016 | 9,212.60 | | 1,460 Ordinary Shares |
| CBA Equities Limited ACN 003 485 952 | Wednesday, 27 April 2016 | 4,602.65 | | 730 Ordinary Shares |
| CBA Equities Limited ACN 003 485 952 | Wednesday, 27 April 2016 | N/A | | 306,864 Ordinary Shares (borrowed from Barclays Capital Securities Ltd, see Annexure C) |
| CBA Equities Limited ACN 003 485 952 | Wednesday, 27 April 2016 | N/A | | 3 Ordinary Shares (borrowed from Merrill Lynch International, see Annexure C) |
| CBA Equities Limited ACN 003 485 952 | Thursday, 28 April 2016 | 5,005.32 | | 787 Ordinary Shares |
| CBA Equities Limited ACN 003 485 952 | Thursday, 28 April 2016 | 19.08 | | 3 Ordinary Shares |
| CBA Equities Limited ACN 003 485 952 | Thursday, 28 April 2016 | 6,985.00 | | 1,100 Ordinary Shares |
| CBA Equities Limited ACN 003 485 952 | Thursday, 28 April 2016 | 4,650.10 | | 730 Ordinary Shares |
| CBA Equities Limited ACN 003 485 952 | Thursday, 28 April 2016 | 331.50 | | 52 Ordinary Shares |

| | | | | |
|---|-------------------------|----------|--|-----------------------|
| CBA Equities Limited ACN 003 485 952 | Thursday, 28 April 2016 | 19.13 | | 3 Ordinary Shares |
| CBA Equities Limited ACN 003 485 952 | Thursday, 28 April 2016 | 765.00 | | 120 Ordinary Shares |
| CBA Equities Limited ACN 003 485 952 | Thursday, 28 April 2016 | 860.63 | | 135 Ordinary Shares |
| CBA Equities Limited ACN 003 485 952 | Thursday, 28 April 2016 | 918.00 | | 144 Ordinary Shares |
| CBA Equities Limited ACN 003 485 952 | Thursday, 28 April 2016 | 8,281.84 | | 1,288 Ordinary Shares |
| CBA Equities Limited ACN 003 485 952 | Thursday, 28 April 2016 | 5,671.26 | | 882 Ordinary Shares |
| CBA Equities Limited ACN 003 485 952 | Thursday, 28 April 2016 | 9,212.70 | | 1,435 Ordinary Shares |
| CBA Equities Limited ACN 003 485 952 | Thursday, 28 April 2016 | 9,373.20 | | 1,460 Ordinary Shares |
| CBA Equities Limited ACN 003 485 952 | Thursday, 28 April 2016 | 4,664.70 | | 730 Ordinary Shares |
| CBA Equities Limited ACN 003 485 952 | Thursday, 28 April 2016 | 541.02 | | 85 Ordinary Shares |
| CBA Equities Limited ACN 003 485 952 | Thursday, 28 April 2016 | 76.14 | | 12 Ordinary Shares |
| CBA Equities Limited ACN 003 485 952 | Thursday, 28 April 2016 | 31.72 | | 5 Ordinary Shares |
| CBA Equities Limited ACN 003 485 952 | Thursday, 28 April 2016 | 2,417.44 | | 381 Ordinary Shares |
| CBA Equities Limited ACN 003 485 952 | Thursday, 28 April 2016 | 209.38 | | 33 Ordinary Shares |
| CBA Equities Limited ACN 003 485 952 | Thursday, 28 April 2016 | 76.14 | | 12 Ordinary Shares |
| CBA Equities Limited ACN 003 485 952 | Thursday, 28 April 2016 | 25.38 | | 4 Ordinary Shares |
| CBA Equities Limited ACN 003 485 952 | Thursday, 28 April 2016 | 139.59 | | 22 Ordinary Shares |
| CBA Equities Limited ACN 003 485 952 | Thursday, 28 April 2016 | 609.12 | | 96 Ordinary Shares |

| | | | | |
|---|-------------------------|----------|--|---------------------|
| CBA Equities Limited ACN 003 485 952 | Thursday, 28 April 2016 | 659.88 | | 104 Ordinary Shares |
| CBA Equities Limited ACN 003 485 952 | Thursday, 28 April 2016 | 545.67 | | 86 Ordinary Shares |
| CBA Equities Limited ACN 003 485 952 | Thursday, 28 April 2016 | 76.14 | | 12 Ordinary Shares |
| CBA Equities Limited ACN 003 485 952 | Thursday, 28 April 2016 | 425.12 | | 67 Ordinary Shares |
| CBA Equities Limited ACN 003 485 952 | Thursday, 28 April 2016 | 25.38 | | 4 Ordinary Shares |
| CBA Equities Limited ACN 003 485 952 | Thursday, 28 April 2016 | 12.69 | | 2 Ordinary Shares |
| CBA Equities Limited ACN 003 485 952 | Thursday, 28 April 2016 | 2,201.71 | | 347 Ordinary Shares |
| CBA Equities Limited ACN 003 485 952 | Thursday, 28 April 2016 | 120.55 | | 19 Ordinary Shares |
| CBA Equities Limited ACN 003 485 952 | Thursday, 28 April 2016 | 1,123.07 | | 177 Ordinary Shares |
| CBA Equities Limited ACN 003 485 952 | Thursday, 28 April 2016 | 38.07 | | 6 Ordinary Shares |
| CBA Equities Limited ACN 003 485 952 | Thursday, 28 April 2016 | 25.38 | | 4 Ordinary Shares |
| CBA Equities Limited ACN 003 485 952 | Thursday, 28 April 2016 | 31.72 | | 5 Ordinary Shares |
| CBA Equities Limited ACN 003 485 952 | Thursday, 28 April 2016 | 2,411.10 | | 380 Ordinary Shares |
| CBA Equities Limited ACN 003 485 952 | Thursday, 28 April 2016 | 285.52 | | 45 Ordinary Shares |
| CBA Equities Limited ACN 003 485 952 | Thursday, 28 April 2016 | 114.21 | | 18 Ordinary Shares |
| CBA Equities Limited ACN 003 485 952 | Thursday, 28 April 2016 | 133.25 | | 21 Ordinary Shares |
| CBA Equities Limited ACN 003 485 952 | Thursday, 28 April 2016 | 2,861.59 | | 451 Ordinary Shares |
| CBA Equities Limited ACN 003 485 952 | Thursday, 28 April 2016 | 1,763.91 | | 278 Ordinary Shares |

| | | | | |
|---|-------------------------|-----------|--|---|
| CBA Equities Limited ACN 003 485 952 | Thursday, 28 April 2016 | 4,701.64 | | 741 Ordinary Shares |
| CBA Equities Limited ACN 003 485 952 | Thursday, 28 April 2016 | 6.34 | | 1 Ordinary Shares |
| CBA Equities Limited ACN 003 485 952 | Thursday, 28 April 2016 | 4,790.24 | | 752 Ordinary Shares |
| CBA Equities Limited ACN 003 485 952 | Thursday, 28 April 2016 | 6,350.89 | | 997 Ordinary Shares |
| CBA Equities Limited ACN 003 485 952 | Thursday, 28 April 2016 | 11,618.88 | | 1,824 Ordinary Shares |
| CBA Equities Limited ACN 003 485 952 | Thursday, 28 April 2016 | N/A | | 306,864 Ordinary Shares (borrowed from Barclays Capital Securities Ltd, see Annexure C) |
| CBA Equities Limited ACN 003 485 952 | Friday, 29 April 2016 | 5,008.30 | | 785 Ordinary Shares |
| CBA Equities Limited ACN 003 485 952 | Friday, 29 April 2016 | 3,435.35 | | 541 Ordinary Shares |
| CBA Equities Limited ACN 003 485 952 | Friday, 29 April 2016 | 685.80 | | 108 Ordinary Shares |
| CBA Equities Limited ACN 003 485 952 | Friday, 29 April 2016 | 1,256.31 | | 198 Ordinary Shares |
| CBA Equities Limited ACN 003 485 952 | Friday, 29 April 2016 | 5,149.85 | | 811 Ordinary Shares |
| CBA Equities Limited ACN 003 485 952 | Friday, 29 April 2016 | 9,300.20 | | 1,460 Ordinary Shares |
| CBA Equities Limited ACN 003 485 952 | Friday, 29 April 2016 | 3,196.10 | | 499 Ordinary Shares |
| CBA Equities Limited ACN 003 485 952 | Friday, 29 April 2016 | 1,063.23 | | 166 Ordinary Shares |
| CBA Equities Limited ACN 003 485 952 | Friday, 29 April 2016 | 499.20 | | 78 Ordinary Shares |
| CBA Equities Limited ACN 003 485 952 | Friday, 29 April 2016 | 473.97 | | 74 Ordinary Shares |
| CBA Equities Limited ACN 003 485 952 | Friday, 29 April 2016 | 6,604.80 | | 1,032 Ordinary Shares |
| CBA Equities Limited | Friday, 29 April 2016 | 9,265.50 | | 1,450 Ordinary |

| | | | | |
|---|-----------------------|-----------|--|---|
| ACN 003 485 952 | | | | Shares |
| CBA Equities Limited ACN 003 485 952 | Friday, 29 April 2016 | 6,940.49 | | 1,087 Ordinary Shares |
| CBA Equities Limited ACN 003 485 952 | Friday, 29 April 2016 | 191.55 | | 30 Ordinary Shares |
| CBA Equities Limited ACN 003 485 952 | Friday, 29 April 2016 | 7,088.18 | | 1,111 Ordinary Shares |
| CBA Equities Limited ACN 003 485 952 | Friday, 29 April 2016 | 2,226.62 | | 349 Ordinary Shares |
| CBA Equities Limited ACN 003 485 952 | Friday, 29 April 2016 | 9,329.40 | | 1,460 Ordinary Shares |
| CBA Equities Limited ACN 003 485 952 | Friday, 29 April 2016 | 21,094.40 | | 3,296 Ordinary Shares |
| CBA Equities Limited ACN 003 485 952 | Friday, 29 April 2016 | 390.40 | | 61 Ordinary Shares |
| CBA Equities Limited ACN 003 485 952 | Friday, 29 April 2016 | 6,284.80 | | 982 Ordinary Shares |
| CBA Equities Limited ACN 003 485 952 | Friday, 29 April 2016 | 2,636.80 | | 412 Ordinary Shares |
| CBA Equities Limited ACN 003 485 952 | Friday, 29 April 2016 | 1,331.20 | | 208 Ordinary Shares |
| CBA Equities Limited ACN 003 485 952 | Friday, 29 April 2016 | 2,067.20 | | 323 Ordinary Shares |
| CBA Equities Limited ACN 003 485 952 | Friday, 29 April 2016 | 812.80 | | 127 Ordinary Shares |
| CBA Equities Limited ACN 003 485 952 | Friday, 29 April 2016 | 13,209.60 | | 2,064 Ordinary Shares |
| CBA Equities Limited ACN 003 485 952 | Friday, 29 April 2016 | 3,155.20 | | 493 Ordinary Shares |
| CBA Equities Limited ACN 003 485 952 | Friday, 29 April 2016 | 1,760.00 | | 275 Ordinary Shares |
| CBA Equities Limited ACN 003 485 952 | Friday, 29 April 2016 | 3,744.00 | | 585 Ordinary Shares |
| CBA Equities Limited ACN 003 485 952 | Friday, 29 April 2016 | N/A | | 306,864 Ordinary Shares (borrowed from Barclays Capital Securities Ltd, see Annexure C) |

| | | | | |
|---|---------------------|-----------|--|---|
| CBA Equities Limited ACN 003 485 952 | Monday, 2 May 2016 | 4,943.73 | | 781 Ordinary Shares |
| CBA Equities Limited ACN 003 485 952 | Monday, 2 May 2016 | 4,628.20 | | 730 Ordinary Shares |
| CBA Equities Limited ACN 003 485 952 | Monday, 2 May 2016 | 7,124.85 | | 1,115 Ordinary Shares |
| CBA Equities Limited ACN 003 485 952 | Monday, 2 May 2016 | 1,396.13 | | 219 Ordinary Shares |
| CBA Equities Limited ACN 003 485 952 | Monday, 2 May 2016 | 191.25 | | 30 Ordinary Shares |
| CBA Equities Limited ACN 003 485 952 | Monday, 2 May 2016 | 9,300.20 | | 1,460 Ordinary Shares |
| CBA Equities Limited ACN 003 485 952 | Monday, 2 May 2016 | 7,070.70 | | 1,110 Ordinary Shares |
| CBA Equities Limited ACN 003 485 952 | Monday, 2 May 2016 | 2,079.72 | | 327 Ordinary Shares |
| CBA Equities Limited ACN 003 485 952 | Monday, 2 May 2016 | 2,563.08 | | 403 Ordinary Shares |
| CBA Equities Limited ACN 003 485 952 | Monday, 2 May 2016 | 2,843.25 | | 446 Ordinary Shares |
| CBA Equities Limited ACN 003 485 952 | Monday, 2 May 2016 | 1,549.13 | | 243 Ordinary Shares |
| CBA Equities Limited ACN 003 485 952 | Monday, 2 May 2016 | 1,365.32 | | 214 Ordinary Shares |
| CBA Equities Limited ACN 003 485 952 | Monday, 2 May 2016 | 784.74 | | 123 Ordinary Shares |
| CBA Equities Limited ACN 003 485 952 | Monday, 2 May 2016 | 7,175.97 | | 1,123 Ordinary Shares |
| CBA Equities Limited ACN 003 485 952 | Monday, 2 May 2016 | 11,673.60 | | 1,824 Ordinary Shares |
| CBA Equities Limited ACN 003 485 952 | Tuesday, 3 May 2016 | N/A | | 306,863 Ordinary Shares (borrowed from Barclays Capital Securities Ltd, see Annexure C) |
| CBA Equities Limited ACN 003 485 952 | Tuesday, 3 May 2016 | N/A | | 2 Ordinary Shares (borrowed from Merrill Lynch International, see Annexure C) |

| | | | | |
|---|-----------------------|-----------|--|--------------------------|
| CBA Equities Limited ACN 003 485 952 | Wednesday, 4 May 2016 | 1,498.81 | | 229 Ordinary Shares |
| CBA Equities Limited ACN 003 485 952 | Wednesday, 4 May 2016 | 1,000.62 | | 153 Ordinary Shares |
| CBA Equities Limited ACN 003 485 952 | Wednesday, 4 May 2016 | 222.36 | | 34 Ordinary Shares |
| CBA Equities Limited ACN 003 485 952 | Wednesday, 4 May 2016 | 1,955.46 | | 299 Ordinary Shares |
| CBA Equities Limited ACN 003 485 952 | Wednesday, 4 May 2016 | 1,674.24 | | 256 Ordinary Shares |
| CBA Equities Limited ACN 003 485 952 | Wednesday, 4 May 2016 | 1,203.36 | | 184 Ordinary Shares |
| CBA Equities Limited ACN 003 485 952 | Wednesday, 4 May 2016 | 1,720.02 | | 263 Ordinary Shares |
| CBA Equities Limited ACN 003 485 952 | Wednesday, 4 May 2016 | 1,079.10 | | 165 Ordinary Shares |
| CBA Equities Limited ACN 003 485 952 | Wednesday, 4 May 2016 | 1,327.62 | | 203 Ordinary Shares |
| CBA Equities Limited ACN 003 485 952 | Wednesday, 4 May 2016 | 1,576.14 | | 241 Ordinary Shares |
| CBA Equities Limited ACN 003 485 952 | Wednesday, 4 May 2016 | 1,628.46 | | 249 Ordinary Shares |
| CBA Equities Limited ACN 003 485 952 | Wednesday, 4 May 2016 | 3,060.72 | | 468 Ordinary Shares |
| CBA Equities Limited ACN 003 485 952 | Wednesday, 4 May 2016 | 2,067.20 | | 320 Ordinary Shares |
| CBA Equities Limited ACN 003 485 952 | Wednesday, 4 May 2016 | 1,724.82 | | 267 Ordinary Shares |
| CBA Equities Limited ACN 003 485 952 | Wednesday, 4 May 2016 | 11,989.76 | | 1,856 Ordinary Shares |
| CBA Equities Limited ACN 003 485 952 | Wednesday, 4 May 2016 | 5,400.56 | | 836 Ordinary Shares |
| CBA Equities Limited ACN 003 485 952 | Wednesday, 4 May 2016 | 458.66 | | 71 Ordinary Shares |
| CBA Equities Limited ACN 003 485 952 | Wednesday, 4 May 2016 | 17,475.47 | | 2,701 Ordinary Shares |

| | | | | |
|--|----------------------------|------------|--|-------------------------|
| CBA Equities Limited ACN 003 485 952 | Wednesday, 4 May 2016 | 6.47 | | 1 Ordinary Shares |
| CBA Equities Limited ACN 003 485 952 | Wednesday, 4 May 2016 | 705.23 | | 109 Ordinary Shares |
| CBA Equities Limited ACN 003 485 952 | Wednesday, 4 May 2016 | 59,297.55 | | 9,165 Ordinary Shares |
| Colonial First State Asset Management (Australia) Limited ACN 114 194 311 | Thursday, 1 October 2015 | 8,004.36 | | 1,466 Ordinary Shares |
| Colonial First State Asset Management (Australia) Limited ACN 114 194 311 | Thursday, 8 October 2015 | 967,982.44 | | 177,218 Ordinary Shares |
| Colonial First State Asset Management (Australia) Limited ACN 114 194 311 | Thursday, 8 October 2015 | 437,792.78 | | 80,151 Ordinary Shares |
| Colonial First State Asset Management (Australia) Limited ACN 114 194 311 | Friday, 9 October 2015 | 109,694.74 | | 19,913 Ordinary Shares |
| Colonial First State Asset Management (Australia) Limited ACN 114 194 311 | Tuesday, 13 October 2015 | 5,068.50 | | 930 Ordinary Shares |
| Colonial First State Asset Management (Australia) Limited ACN 114 194 311 | Tuesday, 13 October 2015 | 20,693.65 | | 3,797 Ordinary Shares |
| Colonial First State Asset Management (Australia) Limited ACN 114 194 311 | Friday, 23 October 2015 | 5,366.90 | | 935 Ordinary Shares |
| Colonial First State Asset Management (Australia) Limited ACN 114 194 311 | Friday, 30 October 2015 | 10,142.10 | | 1,719 Ordinary Shares |
| Colonial First State Asset Management (Australia) Limited ACN 114 194 311 | Wednesday, 4 November 2015 | 684,141.73 | | 113,526 Ordinary Shares |
| Colonial First State Asset Management (Australia) Limited ACN 114 194 311 | Wednesday, 4 November 2015 | 7,421.61 | | 1,239 Ordinary Shares |

| | | | | |
|--|-----------------------------|------------|--|-------------------------|
| Colonial First State Asset Management (Australia) Limited ACN 114 194 311 | Wednesday, 4 November 2015 | 325,287.62 | | 53,978 Ordinary Shares |
| Colonial First State Asset Management (Australia) Limited ACN 114 194 311 | Thursday, 5 November 2015 | 11,404.59 | | 1,915 Ordinary Shares |
| Colonial First State Asset Management (Australia) Limited ACN 114 194 311 | Thursday, 12 November 2015 | 7,576.68 | | 1,226 Ordinary Shares |
| Colonial First State Asset Management (Australia) Limited ACN 114 194 311 | Wednesday, 18 November 2015 | 8,333.56 | | 1,327 Ordinary Shares |
| Colonial First State Asset Management (Australia) Limited ACN 114 194 311 | Thursday, 19 November 2015 | 8,019.75 | | 1,275 Ordinary Shares |
| Colonial First State Asset Management (Australia) Limited ACN 114 194 311 | Wednesday, 25 November 2015 | 882,140.09 | | 141,165 Ordinary Shares |
| Colonial First State Asset Management (Australia) Limited ACN 114 194 311 | Wednesday, 25 November 2015 | 5,075.00 | | 812 Ordinary Shares |
| Colonial First State Asset Management (Australia) Limited ACN 114 194 311 | Wednesday, 25 November 2015 | 414,539.91 | | 66,337 Ordinary Shares |
| Colonial First State Asset Management (Australia) Limited ACN 114 194 311 | Thursday, 3 December 2015 | 2,381.29 | | 375 Ordinary Shares |
| Colonial First State Asset Management (Australia) Limited ACN 114 194 311 | Thursday, 10 December 2015 | 8,102.60 | | 1,276 Ordinary Shares |
| Colonial First State Asset Management (Australia) Limited ACN 114 194 311 | Tuesday, 15 December 2015 | 360.53 | | 57 Ordinary Shares |
| Colonial First State Asset Management (Australia) Limited | Tuesday, 15 December 2015 | 15,472.12 | | 2,452 Ordinary Shares |

| | | | | |
|--|-----------------------------|-----------|--|-----------------------|
| ACN 114 194 311 | | | | |
| Colonial First State Asset Management (Australia) Limited ACN 114 194 311 | Friday, 8 January 2016 | 10,915.65 | | 1,719 Ordinary Shares |
| Colonial First State Asset Management (Australia) Limited ACN 114 194 311 | Friday, 15 January 2016 | 17,344.32 | | 2,848 Ordinary Shares |
| Colonial First State Asset Management (Australia) Limited ACN 114 194 311 | Monday, 25 January 2016 | 20,305.92 | | 3,072 Ordinary Shares |
| Colonial First State Asset Management (Australia) Limited ACN 114 194 311 | Monday, 1 February 2016 | 8,587.04 | | 1,309 Ordinary Shares |
| Colonial First State Asset Management (Australia) Limited ACN 114 194 311 | Tuesday, 2 February 2016 | 49,794.00 | | 7,720 Ordinary Shares |
| Colonial First State Asset Management (Australia) Limited ACN 114 194 311 | Wednesday, 17 February 2016 | 12,993.50 | | 1,999 Ordinary Shares |
| Colonial First State Asset Management (Australia) Limited ACN 114 194 311 | Tuesday, 23 February 2016 | 10,962.84 | | 1,684 Ordinary Shares |
| Colonial First State Asset Management (Australia) Limited ACN 114 194 311 | Wednesday, 24 February 2016 | 3,815.50 | | 587 Ordinary Shares |
| Colonial First State Asset Management (Australia) Limited ACN 114 194 311 | Wednesday, 24 February 2016 | 12,064.00 | | 1,856 Ordinary Shares |
| Colonial First State Asset Management (Australia) Limited ACN 114 194 311 | Friday, 26 February 2016 | 54,470.00 | | 8,380 Ordinary Shares |
| Colonial First State Asset Management (Australia) Limited ACN 114 194 311 | Friday, 26 February 2016 | 5,395.00 | | 830 Ordinary Shares |

| | | | | |
|--|--------------------------|------------|--|-------------------------|
| Colonial First State Asset Management (Australia) Limited ACN 114 194 311 | Monday, 29 February 2016 | 1,867.58 | | 286 Ordinary Shares |
| Colonial First State Asset Management (Australia) Limited ACN 114 194 311 | Tuesday, 1 March 2016 | 4,871.60 | | 760 Ordinary Shares |
| Colonial First State Asset Management (Australia) Limited ACN 114 194 311 | Tuesday, 8 March 2016 | 2,527.20 | | 405 Ordinary Shares |
| Colonial First State Asset Management (Australia) Limited ACN 114 194 311 | Wednesday, 16 March 2016 | 50,582.88 | | 7,806 Ordinary Shares |
| Colonial First State Asset Management (Australia) Limited ACN 114 194 311 | Thursday, 24 March 2016 | 686,955.19 | | 109,550 Ordinary Shares |
| Colonial First State Asset Management (Australia) Limited ACN 114 194 311 | Thursday, 24 March 2016 | 322,821.91 | | 51,481 Ordinary Shares |
| Colonial First State Asset Management (Australia) Limited ACN 114 194 311 | Wednesday, 30 March 2016 | 1,830.84 | | 292 Ordinary Shares |
| Colonial First State Asset Management (Australia) Limited ACN 114 194 311 | Friday, 1 April 2016 | 6,308.64 | | 1,011 Ordinary Shares |
| Colonial First State Asset Management (Australia) Limited ACN 114 194 311 | Tuesday, 5 April 2016 | 50,204.00 | | 8,150 Ordinary Shares |
| Colonial First State Asset Management (Australia) Limited ACN 114 194 311 | Wednesday, 6 April 2016 | 8,387.24 | | 1,366 Ordinary Shares |
| Colonial First State Asset Management (Australia) Limited ACN 114 194 311 | Thursday, 7 April 2016 | 6,240.34 | | 1,018 Ordinary Shares |
| Colonial First State Asset Management (Australia) Limited | Thursday, 7 April 2016 | 35,382.36 | | 5,772 Ordinary Shares |

| | | | | |
|--|--------------------------|------------|--|-------------------------|
| ACN 114 194 311 | | | | |
| Colonial First State Asset Management (Australia) Limited ACN 114 194 311 | Tuesday, 12 April 2016 | 1,983.87 | | 329 Ordinary Shares |
| Colonial First State Asset Management (Australia) Limited ACN 114 194 311 | Monday, 18 April 2016 | 3,452.15 | | 565 Ordinary Shares |
| Colonial First State Asset Management (Australia) Limited ACN 114 194 311 | Tuesday, 19 April 2016 | 8,841.61 | | 1,433 Ordinary Shares |
| Colonial First State Asset Management (Australia) Limited ACN 114 194 311 | Wednesday, 20 April 2016 | 4,806.25 | | 769 Ordinary Shares |
| Colonial First State Asset Management (Australia) Limited ACN 114 194 311 | Tuesday, 26 April 2016 | 6,865.46 | | 1,102 Ordinary Shares |
| Colonial First State Asset Management (Australia) Limited ACN 114 194 311 | Monday, 2 May 2016 | 374,733.01 | | 58,874 Ordinary Shares |
| Colonial First State Asset Management (Australia) Limited ACN 114 194 311 | Monday, 2 May 2016 | 30,338.29 | | 4,774 Ordinary Shares |
| Colonial First State Asset Management (Australia) Limited ACN 114 194 311 | Monday, 2 May 2016 | 416,927.43 | | 65,150 Ordinary Shares |
| Colonial First State Asset Management (Australia) Limited ACN 114 194 311 | Monday, 2 May 2016 | 643,813.39 | | 101,149 Ordinary Shares |
| Colonial First State Asset Management (Australia) Limited ACN 114 194 311 | Monday, 2 May 2016 | 52,122.89 | | 8,202 Ordinary Shares |
| Colonial First State Asset Management (Australia) Limited ACN 114 194 311 | Monday, 2 May 2016 | 716,308.83 | | 111,932 Ordinary Shares |

| | | | | |
|--|--------------------|--------------|--|-------------------------|
| Colonial First State Asset Management (Australia) Limited ACN 114 194 311 | Monday, 2 May 2016 | 671,386.57 | | 105,481 Ordinary Shares |
| Colonial First State Asset Management (Australia) Limited ACN 114 194 311 | Monday, 2 May 2016 | 746,994.44 | | 116,727 Ordinary Shares |
| Colonial First State Asset Management (Australia) Limited ACN 114 194 311 | Monday, 2 May 2016 | 54,353.46 | | 8,553 Ordinary Shares |
| Colonial First State Asset Management (Australia) Limited ACN 114 194 311 | Monday, 2 May 2016 | 93,871.02 | | 14,748 Ordinary Shares |
| Colonial First State Asset Management (Australia) Limited ACN 114 194 311 | Monday, 2 May 2016 | 7,600.46 | | 1,196 Ordinary Shares |
| Colonial First State Asset Management (Australia) Limited ACN 114 194 311 | Monday, 2 May 2016 | 104,446.24 | | 16,321 Ordinary Shares |
| Colonial First State Asset Management (Australia) Limited ACN 114 194 311 | Monday, 2 May 2016 | 305,717.32 | | 48,031 Ordinary Shares |
| Colonial First State Asset Management (Australia) Limited ACN 114 194 311 | Monday, 2 May 2016 | 24,752.34 | | 3,895 Ordinary Shares |
| Colonial First State Asset Management (Australia) Limited ACN 114 194 311 | Monday, 2 May 2016 | 340,139.82 | | 53,151 Ordinary Shares |
| Colonial First State Asset Management (Australia) Limited ACN 114 194 311 | Monday, 2 May 2016 | 899,660.91 | | 140,583 Ordinary Shares |
| Colonial First State Asset Management (Australia) Limited ACN 114 194 311 | Monday, 2 May 2016 | 1,379,060.25 | | 215,495 Ordinary Shares |
| Colonial First State Asset Management (Australia) Limited | Monday, 2 May 2016 | 965,220.43 | | 151,645 Ordinary Shares |

| | | | | |
|--|---------------------|--------------|--|-------------------------|
| ACN 114 194 311 | | | | |
| Colonial First State Asset Management (Australia) Limited ACN 114 194 311 | Monday, 2 May 2016 | 1,073,912.89 | | 167,812 Ordinary Shares |
| Colonial First State Asset Management (Australia) Limited ACN 114 194 311 | Monday, 2 May 2016 | 78,139.85 | | 12,296 Ordinary Shares |
| Colonial First State Asset Management (Australia) Limited ACN 114 194 311 | Tuesday, 3 May 2016 | 477,089.70 | | 73,642 Ordinary Shares |
| Colonial First State Asset Management (Australia) Limited ACN 114 194 311 | Tuesday, 3 May 2016 | 1,981.12 | | 302 Ordinary Shares |
| Colonial First State Asset Management (Australia) Limited ACN 114 194 311 | Tuesday, 3 May 2016 | 822,335.44 | | 126,933 Ordinary Shares |
| Colonial First State Asset Management (Australia) Limited ACN 114 194 311 | Tuesday, 3 May 2016 | 837,747.79 | | 129,312 Ordinary Shares |
| Colonial First State Asset Management (Australia) Limited ACN 114 194 311 | Tuesday, 3 May 2016 | 119,988.30 | | 18,521 Ordinary Shares |
| Colonial First State Asset Management (Australia) Limited ACN 114 194 311 | Tuesday, 3 May 2016 | 390,705.38 | | 60,308 Ordinary Shares |
| Colonial First State Asset Management (Australia) Limited ACN 114 194 311 | Tuesday, 3 May 2016 | 225,995.99 | | 34,884 Ordinary Shares |
| Colonial First State Asset Management (Australia) Limited ACN 114 194 311 | Tuesday, 3 May 2016 | 346,463.70 | | 53,479 Ordinary Shares |
| Colonial First State Asset Management (Australia) Limited ACN 114 194 311 | Tuesday, 3 May 2016 | 1,202,195.81 | | 185,567 Ordinary Shares |

| | | | | |
|--|-----------------------|--------------|--|-------------------------|
| Colonial First State Asset Management (Australia) Limited ACN 114 194 311 | Tuesday, 3 May 2016 | 881,179.11 | | 134,525 Ordinary Shares |
| Colonial First State Asset Management (Australia) Limited ACN 114 194 311 | Tuesday, 3 May 2016 | 1,254,807.71 | | 193,688 Ordinary Shares |
| Colonial First State Asset Management (Australia) Limited ACN 114 194 311 | Wednesday, 4 May 2016 | 1,027,620.36 | | 156,891 Ordinary Shares |
| Colonial First State Asset Management (Australia) Limited ACN 114 194 311 | Wednesday, 4 May 2016 | 420,079.16 | | 64,563 Ordinary Shares |
| Colonial First State Asset Management (Australia) Limited ACN 114 194 311 | Wednesday, 4 May 2016 | 1,767,909.71 | | 269,914 Ordinary Shares |
| Colonial First State Asset Management (Australia) Limited ACN 114 194 311 | Wednesday, 4 May 2016 | 722,702.98 | | 111,074 Ordinary Shares |
| Colonial First State Asset Management (Australia) Limited ACN 114 194 311 | Wednesday, 4 May 2016 | 1,799,945.27 | | 274,805 Ordinary Shares |
| Colonial First State Asset Management (Australia) Limited ACN 114 194 311 | Wednesday, 4 May 2016 | 735,800.57 | | 113,087 Ordinary Shares |
| Colonial First State Asset Management (Australia) Limited ACN 114 194 311 | Wednesday, 4 May 2016 | 257,856.46 | | 39,368 Ordinary Shares |
| Colonial First State Asset Management (Australia) Limited ACN 114 194 311 | Wednesday, 4 May 2016 | 105,411.81 | | 16,201 Ordinary Shares |
| Colonial First State Asset Management (Australia) Limited ACN 114 194 311 | Wednesday, 4 May 2016 | 839,684.08 | | 128,198 Ordinary Shares |
| Colonial First State Asset Management (Australia) Limited | Wednesday, 4 May 2016 | 343,256.91 | | 52,756 Ordinary Shares |

| | | | | |
|--|----------------------------|--------------|--|-------------------------|
| ACN 114 194 311 | | | | |
| Colonial First State Asset Management (Australia) Limited ACN 114 194 311 | Wednesday, 4 May 2016 | 898,794.90 | | 138,138 Ordinary Shares |
| Colonial First State Asset Management (Australia) Limited ACN 114 194 311 | Wednesday, 4 May 2016 | 1,378,336.96 | | 211,840 Ordinary Shares |
| Colonial First State Asset Management (Australia) Limited ACN 114 194 311 | Wednesday, 4 May 2016 | 2,585,926.72 | | 394,804 Ordinary Shares |
| Colonial First State Asset Management (Australia) Limited ACN 114 194 311 | Wednesday, 4 May 2016 | 1,057,104.55 | | 162,469 Ordinary Shares |
| Colonial First State Asset Management (Australia) Limited ACN 114 194 311 | Wednesday, 4 May 2016 | 308,126.95 | | 47,043 Ordinary Shares |
| Colonial First State Asset Management (Australia) Limited ACN 114 194 311 | Wednesday, 4 May 2016 | 125,959.33 | | 19,359 Ordinary Shares |
| Colonial First State Investments Limited (Note 1) ACN 002 348 352 | Tuesday, 29 September 2015 | 15,470.58 | | 2,905 Ordinary Shares |
| Colonial First State Investments Limited (Note 1) ACN 002 348 352 | Tuesday, 6 October 2015 | 301,376.42 | | 55,060 Ordinary Shares |
| Colonial First State Investments Limited (Note 1) ACN 002 348 352 | Wednesday, 7 October 2015 | 95,057.35 | | 17,571 Ordinary Shares |
| Colonial First State Investments Limited (Note 1) ACN 002 348 352 | Thursday, 8 October 2015 | 50,790.48 | | 9,337 Ordinary Shares |
| Colonial First State Investments Limited (Note 1) ACN 002 348 352 | Friday, 9 October 2015 | 70,021.25 | | 12,736 Ordinary Shares |

| | | | | |
|---|-----------------------------|------------|--|------------------------|
| Colonial First State Investments Limited (Note 1) ACN 002 348 352 | Monday, 12 October 2015 | 112,126.27 | | 20,231 Ordinary Shares |
| Colonial First State Investments Limited (Note 1) ACN 002 348 352 | Tuesday, 13 October 2015 | 209,569.07 | | 38,434 Ordinary Shares |
| Colonial First State Investments Limited (Note 1) ACN 002 348 352 | Wednesday, 14 October 2015 | 191,156.16 | | 35,139 Ordinary Shares |
| Colonial First State Investments Limited (Note 1) ACN 002 348 352 | Wednesday, 14 October 2015 | 45,842.76 | | 8,499 Ordinary Shares |
| Colonial First State Investments Limited (Note 1) ACN 002 348 352 | Tuesday, 20 October 2015 | 56,350.17 | | 10,175 Ordinary Shares |
| Colonial First State Investments Limited (Note 1) ACN 002 348 352 | Wednesday, 21 October 2015 | 74,866.54 | | 13,580 Ordinary Shares |
| Colonial First State Investments Limited (Note 1) ACN 002 348 352 | Thursday, 22 October 2015 | 72,527.54 | | 13,085 Ordinary Shares |
| Colonial First State Investments Limited (Note 1) ACN 002 348 352 | Tuesday, 27 October 2015 | 9,793.58 | | 1,650 Ordinary Shares |
| Colonial First State Investments Limited (Note 1) ACN 002 348 352 | Friday, 30 October 2015 | 65,986.71 | | 11,401 Ordinary Shares |
| Colonial First State Investments Limited (Note 1) ACN 002 348 352 | Tuesday, 3 November 2015 | 199,666.44 | | 33,649 Ordinary Shares |
| Colonial First State Investments Limited (Note 1) ACN 002 348 352 | Friday, 6 November 2015 | 87,736.46 | | 14,643 Ordinary Shares |
| Colonial First State Investments Limited (Note 1) ACN 002 348 | Wednesday, 11 November 2015 | 39,919.72 | | 6,586 Ordinary Shares |

| | | | | |
|---|-----------------------------|------------|--|-------------------------|
| 352 | | | | |
| Colonial First State Investments Limited (Note 1) ACN 002 348 352 | Thursday, 12 November 2015 | 113,929.83 | | 18,493 Ordinary Shares |
| Colonial First State Investments Limited (Note 1) ACN 002 348 352 | Monday, 16 November 2015 | 15,416.71 | | 2,518 Ordinary Shares |
| Colonial First State Investments Limited (Note 1) ACN 002 348 352 | Wednesday, 18 November 2015 | 3,525.15 | | 565 Ordinary Shares |
| Colonial First State Investments Limited (Note 1) ACN 002 348 352 | Thursday, 19 November 2015 | 291,934.91 | | 46,502 Ordinary Shares |
| Colonial First State Investments Limited (Note 1) ACN 002 348 352 | Monday, 23 November 2015 | 2,456.68 | | 382 Ordinary Shares |
| Colonial First State Investments Limited (Note 1) ACN 002 348 352 | Tuesday, 24 November 2015 | 901,665.16 | | 141,720 Ordinary Shares |
| Colonial First State Investments Limited (Note 1) ACN 002 348 352 | Wednesday, 25 November 2015 | 29,622.44 | | 4,725 Ordinary Shares |
| Colonial First State Investments Limited (Note 1) ACN 002 348 352 | Wednesday, 25 November 2015 | 578,929.14 | | 92,317 Ordinary Shares |
| Colonial First State Investments Limited (Note 1) ACN 002 348 352 | Thursday, 26 November 2015 | 297,631.77 | | 47,116 Ordinary Shares |
| Colonial First State Investments Limited (Note 1) ACN 002 348 352 | Friday, 27 November 2015 | 6,460.06 | | 1,025 Ordinary Shares |
| Colonial First State Investments Limited (Note 1) ACN 002 348 352 | Tuesday, 1 December 2015 | 6,495.74 | | 1,024 Ordinary Shares |

| | | | | |
|--|----------------------------|------------|--|------------------------|
| Colonial First State Investments Limited (Note 1) ACN 002 348 352 | Thursday, 3 December 2015 | 11,308.14 | | 1,787 Ordinary Shares |
| Colonial First State Investments Limited (Note 1) ACN 002 348 352 | Friday, 4 December 2015 | 451,500.25 | | 72,097 Ordinary Shares |
| Colonial First State Investments Limited (Note 1) ACN 002 348 352 | Thursday, 10 December 2015 | 91,099.14 | | 14,411 Ordinary Shares |
| Colonial First State Investments Limited (Note 1) ACN 002 348 352 | Thursday, 10 December 2015 | 69,504.90 | | 10,995 Ordinary Shares |
| Colonial First State Investments Limited (Note 1) ACN 002 348 352 | Thursday, 17 December 2015 | 51,420.05 | | 8,124 Ordinary Shares |
| Colonial First State Investments Limited (Note 1) ACN 002 348 352 | Tuesday, 29 December 2015 | 8,904.27 | | 1,358 Ordinary Shares |
| Colonial First State Investments Limited (Note 1) ACN 002 348 352 | Monday, 11 January 2016 | 208,920.59 | | 33,595 Ordinary Shares |
| Colonial First State Investments Limited (Note 1) ACN 002 348 352 | Tuesday, 12 January 2016 | 32,798.00 | | 5,290 Ordinary Shares |
| Colonial First State Investments Limited (Note 1) ACN 002 348 352 | Wednesday, 13 January 2016 | 37,642.47 | | 6,001 Ordinary Shares |
| Colonial First State Investments Limited (Note 1) ACN 002 348 352 | Wednesday, 13 January 2016 | 215,167.74 | | 34,334 Ordinary Shares |
| Colonial First State Investments Limited (Note 1) ACN 002 348 352 | Wednesday, 13 January 2016 | 55,637.54 | | 8,878 Ordinary Shares |
| Colonial First State Investments Limited (Note 1) ACN 002 348 | Friday, 15 January 2016 | 3,639.06 | | 593 Ordinary Shares |

| | | | | |
|---|-----------------------------|------------|--|------------------------|
| 352 | | | | |
| Colonial First State Investments Limited (Note 1) ACN 002 348 352 | Monday, 18 January 2016 | 137,884.76 | | 22,792 Ordinary Shares |
| Colonial First State Investments Limited (Note 1) ACN 002 348 352 | Monday, 18 January 2016 | 211,490.49 | | 34,703 Ordinary Shares |
| Colonial First State Investments Limited (Note 1) ACN 002 348 352 | Tuesday, 19 January 2016 | 49,715.34 | | 7,810 Ordinary Shares |
| Colonial First State Investments Limited (Note 1) ACN 002 348 352 | Tuesday, 19 January 2016 | 33,309.48 | | 5,260 Ordinary Shares |
| Colonial First State Investments Limited (Note 1) ACN 002 348 352 | Thursday, 21 January 2016 | 15,590.97 | | 2,411 Ordinary Shares |
| Colonial First State Investments Limited (Note 1) ACN 002 348 352 | Tuesday, 2 February 2016 | 29,860.86 | | 4,612 Ordinary Shares |
| Colonial First State Investments Limited (Note 1) ACN 002 348 352 | Thursday, 4 February 2016 | 38,273.88 | | 5,896 Ordinary Shares |
| Colonial First State Investments Limited (Note 1) ACN 002 348 352 | Monday, 8 February 2016 | 70,789.86 | | 10,722 Ordinary Shares |
| Colonial First State Investments Limited (Note 1) ACN 002 348 352 | Wednesday, 10 February 2016 | 43,216.55 | | 6,712 Ordinary Shares |
| Colonial First State Investments Limited (Note 1) ACN 002 348 352 | Friday, 12 February 2016 | 31,911.68 | | 5,068 Ordinary Shares |
| Colonial First State Investments Limited (Note 1) ACN 002 348 352 | Tuesday, 16 February 2016 | 7,254.57 | | 1,131 Ordinary Shares |

| | | | | |
|--|--------------------------|--------------|--|-------------------------|
| Colonial First State Investments Limited (Note 1) ACN 002 348 352 | Tuesday, 1 March 2016 | 14,162.17 | | 2,189 Ordinary Shares |
| Colonial First State Investments Limited (Note 1) ACN 002 348 352 | Thursday, 3 March 2016 | 8,660.69 | | 1,353 Ordinary Shares |
| Colonial First State Investments Limited (Note 1) ACN 002 348 352 | Monday, 7 March 2016 | 352,768.75 | | 56,443 Ordinary Shares |
| Colonial First State Investments Limited (Note 1) ACN 002 348 352 | Tuesday, 8 March 2016 | 1,723,508.97 | | 277,824 Ordinary Shares |
| Colonial First State Investments Limited (Note 1) ACN 002 348 352 | Wednesday, 9 March 2016 | 26,996.51 | | 4,244 Ordinary Shares |
| Colonial First State Investments Limited (Note 1) ACN 002 348 352 | Wednesday, 9 March 2016 | 66,906.05 | | 10,518 Ordinary Shares |
| Colonial First State Investments Limited (Note 1) ACN 002 348 352 | Friday, 11 March 2016 | 14,290.14 | | 2,220 Ordinary Shares |
| Colonial First State Investments Limited (Note 1) ACN 002 348 352 | Friday, 11 March 2016 | 67,298.84 | | 10,455 Ordinary Shares |
| Colonial First State Investments Limited (Note 1) ACN 002 348 352 | Wednesday, 16 March 2016 | 47,886.14 | | 7,400 Ordinary Shares |
| Colonial First State Investments Limited (Note 1) ACN 002 348 352 | Wednesday, 16 March 2016 | 21,186.38 | | 3,274 Ordinary Shares |
| Colonial First State Investments Limited (Note 1) ACN 002 348 352 | Thursday, 17 March 2016 | 23,608.13 | | 3,647 Ordinary Shares |
| Colonial First State Investments Limited (Note 1) ACN 002 348 | Friday, 18 March 2016 | 31,327.61 | | 4,850 Ordinary Shares |

| | | | | |
|---|--------------------------|------------|--|---|
| 352 | | | | |
| Colonial First State Investments Limited (Note 1) ACN 002 348 352 | Friday, 18 March 2016 | 41,785.21 | | 6,469 Ordinary Shares |
| Colonial First State Investments Limited (Note 1) ACN 002 348 352 | Monday, 21 March 2016 | 7,476.25 | | 1,159 Ordinary Shares |
| Colonial First State Investments Limited (Note 1) ACN 002 348 352 | Monday, 21 March 2016 | N/A | | 25,000 Ordinary Shares (borrowed from Citigroup Global Markets Limited (Agreement 4), see Annexure C) |
| Colonial First State Investments Limited (Note 1) ACN 002 348 352 | Tuesday, 22 March 2016 | 63,116.73 | | 10,099 Ordinary Shares |
| Colonial First State Investments Limited (Note 1) ACN 002 348 352 | Wednesday, 23 March 2016 | 96,703.77 | | 15,816 Ordinary Shares |
| Colonial First State Investments Limited (Note 1) ACN 002 348 352 | Wednesday, 23 March 2016 | 216,478.40 | | 35,605 Ordinary Shares |
| Colonial First State Investments Limited (Note 1) ACN 002 348 352 | Wednesday, 23 March 2016 | 358,221.44 | | 58,918 Ordinary Shares |
| Colonial First State Investments Limited (Note 1) ACN 002 348 352 | Wednesday, 23 March 2016 | 8,515.48 | | 1,384 Ordinary Shares |
| Colonial First State Investments Limited (Note 1) ACN 002 348 352 | Thursday, 24 March 2016 | 52,030.63 | | 8,312 Ordinary Shares |
| Colonial First State Investments Limited (Note 1) ACN 002 348 352 | Tuesday, 29 March 2016 | 39,693.22 | | 6,356 Ordinary Shares |
| Colonial First State Investments Limited (Note 1) ACN 002 348 352 | Wednesday, 30 March 2016 | 16,421.11 | | 2,620 Ordinary Shares |

| | | | | |
|--|--------------------------|--------------|--|---|
| Colonial First State Investments Limited (Note 1) ACN 002 348 352 | Wednesday, 30 March 2016 | 11,787.60 | | 1,880 Ordinary Shares |
| Colonial First State Investments Limited (Note 1) ACN 002 348 352 | Wednesday, 30 March 2016 | 22,475.61 | | 3,586 Ordinary Shares |
| Colonial First State Investments Limited (Note 1) ACN 002 348 352 | Wednesday, 30 March 2016 | 16,132.71 | | 2,573 Ordinary Shares |
| Colonial First State Investments Limited (Note 1) ACN 002 348 352 | Friday, 1 April 2016 | 18,635.41 | | 2,982 Ordinary Shares |
| Colonial First State Investments Limited (Note 1) ACN 002 348 352 | Tuesday, 5 April 2016 | 13,130.59 | | 2,125 Ordinary Shares |
| Colonial First State Investments Limited (Note 1) ACN 002 348 352 | Tuesday, 5 April 2016 | N/A | | 10,000 Ordinary Shares (borrowed from Citigroup Global Markets Limited (Agreement 4), see Annexure C) |
| Colonial First State Investments Limited (Note 1) ACN 002 348 352 | Thursday, 7 April 2016 | 26,183.66 | | 4,260 Ordinary Shares |
| Colonial First State Investments Limited (Note 1) ACN 002 348 352 | Thursday, 14 April 2016 | 73,542.84 | | 12,111 Ordinary Shares |
| Colonial First State Investments Limited (Note 1) ACN 002 348 352 | Thursday, 14 April 2016 | 3,567.45 | | 588 Ordinary Shares |
| Colonial First State Investments Limited (Note 1) ACN 002 348 352 | Tuesday, 19 April 2016 | 1,240,699.53 | | 200,923 Ordinary Shares |
| Colonial First State Investments Limited (Note 1) ACN 002 348 352 | Wednesday, 27 April 2016 | 51,269.68 | | 8,120 Ordinary Shares |

| | | | | |
|---|----------------------------|------------|--|-------------------------|
| Colonial First State Investments Limited ACN 002 348 352 | Monday, 2 May 2016 | 10,200.80 | | 1,594 Ordinary Shares |
| Colonial First State Investments Limited ACN 002 348 352 | Tuesday, 3 May 2016 | 2,559.01 | | 395 Ordinary Shares |
| Colonial First State Investments Limited ACN 002 348 352 | Wednesday, 4 May 2016 | 10,241.23 | | 1,574 Ordinary Shares |
| Commonwealth Bank Officers Superannuation Corporation Pty Limited ACN 074 519 798 | Tuesday, 29 September 2015 | 214,839.37 | | 40,353 Ordinary Shares |
| Commonwealth Bank Officers Superannuation Corporation Pty Limited ACN 074 519 798 | Wednesday, 14 October 2015 | 236,064.06 | | 43,301 Ordinary Shares |
| Commonwealth Bank Officers Superannuation Corporation Pty Limited ACN 074 519 798 | Wednesday, 4 November 2015 | 337,764.61 | | 56,178 Ordinary Shares |
| Commonwealth Bank Officers Superannuation Corporation Pty Limited ACN 074 519 798 | Friday, 18 December 2015 | 886,705.72 | | 140,286 Ordinary Shares |
| Commonwealth Bank Officers Superannuation Corporation Pty Limited ACN 074 519 798 | Monday, 2 May 2016 | 508,499.85 | | 79,890 Ordinary Shares |
| Commonwealth Bank Officers Superannuation Corporation Pty Limited ACN 074 519 798 | Monday, 2 May 2016 | 41,167.04 | | 6,478 Ordinary Shares |
| Commonwealth Bank Officers Superannuation Corporation Pty Limited ACN 074 519 798 | Monday, 2 May 2016 | 565,760.60 | | 88,407 Ordinary Shares |


| | | | | |
|---|----------------------------|--------------|--|-------------------------|
| 798 | | | | |
| Commonwealth Bank Officers Superannuation Corporation Pty Limited ACN 074 519 798 | Tuesday, 3 May 2016 | 633,428.86 | | 97,774 Ordinary Shares |
| Commonwealth Bank Officers Superannuation Corporation Pty Limited ACN 074 519 798 | Wednesday, 4 May 2016 | 557,177.62 | | 85,634 Ordinary Shares |
| Commonwealth Bank Officers Superannuation Corporation Pty Limited ACN 074 519 798 | Wednesday, 4 May 2016 | 1,363,001.44 | | 208,095 Ordinary Shares |
| Commonwealth Private Limited ACN 125 238 039 | Tuesday, 12 January 2016 | 16,488.84 | | 2,634 Ordinary Shares |
| Realindex Investments Pty Limited ACN 133 312 017 | Friday, 30 October 2015 | 118,000.00 | | 20,000 Ordinary Shares |
| Realindex Investments Pty Limited ACN 133 312 017 | Monday, 2 November 2015 | 58,400.00 | | 10,000 Ordinary Shares |
| Realindex Investments Pty Limited ACN 133 312 017 | Tuesday, 10 November 2015 | 98,206.38 | | 16,530 Ordinary Shares |
| Realindex Investments Pty Limited ACN 133 312 017 | Tuesday, 10 November 2015 | 949,803.66 | | 159,870 Ordinary Shares |
| Realindex Investments Pty Limited ACN 133 312 017 | Thursday, 19 November 2015 | 62,900.00 | | 10,000 Ordinary Shares |
| Realindex Investments Pty Limited ACN 133 312 017 | Tuesday, 15 December 2015 | 37,860.00 | | 6,000 Ordinary Shares |

| | | | | |
|--|---------------------------|--------------|--|-------------------------|
| Realindex Investments Pty Limited ACN 133 312 017 | Friday, 29 January 2016 | 50,841.26 | | 7,858 Ordinary Shares |
| Realindex Investments Pty Limited ACN 133 312 017 | Monday, 1 February 2016 | 32,800.00 | | 5,000 Ordinary Shares |
| Realindex Investments Pty Limited ACN 133 312 017 | Thursday, 3 March 2016 | 20,448.00 | | 3,200 Ordinary Shares |
| Realindex Investments Pty Limited ACN 133 312 017 | Wednesday, 16 March 2016 | 119,460.84 | | 18,443 Ordinary Shares |
| Realindex Investments Pty Limited ACN 133 312 017 | Wednesday, 16 March 2016 | 1,205,937.24 | | 186,179 Ordinary Shares |
| Realindex Investments Pty Limited ACN 133 312 017 | Thursday, 21 April 2016 | 58,651.92 | | 9,222 Ordinary Shares |
| Sovereign Services Limited ACN 969417 | Thursday, 1 October 2015 | 5,831.28 | | 1,068 Ordinary Shares |
| Sovereign Services Limited ACN 969417 | Tuesday, 15 December 2015 | 2,385.18 | | 378 Ordinary Shares |
| Sovereign Services Limited ACN 969417 | Monday, 1 February 2016 | 1,817.12 | | 277 Ordinary Shares |
| Sovereign Services Limited ACN 969417 | Tuesday, 8 March 2016 | 1,447.68 | | 232 Ordinary Shares |
| Sovereign Services Limited ACN 969417 | Friday, 1 April 2016 | 5,210.40 | | 835 Ordinary Shares |
| The Colonial Mutual Life Assurance Society Limited ACN 004 021 809 | Thursday, 7 April 2016 | 6,007.40 | | 980 Ordinary Shares |
| The Colonial Mutual Life Assurance Society Limited ACN 004 021 809 | Monday, 2 May 2016 | 42,460.92 | | 6,671 Ordinary Shares |
| The Colonial Mutual Life Assurance Society Limited ACN | Monday, 2 May 2016 | 3,438.00 | | 541 Ordinary Shares |

| | | | | |
|--|-----------------------|--------------|--|-------------------------|
| 004 021 809 | | | | |
| The Colonial Mutual Life Assurance Society Limited ACN 004 021 809 | Monday, 2 May 2016 | 47,247.51 | | 7,383 Ordinary Shares |
| The Colonial Mutual Life Assurance Society Limited ACN 004 021 809 | Monday, 2 May 2016 | 531,547.52 | | 83,511 Ordinary Shares |
| The Colonial Mutual Life Assurance Society Limited ACN 004 021 809 | Monday, 2 May 2016 | 43,029.03 | | 6,771 Ordinary Shares |
| The Colonial Mutual Life Assurance Society Limited ACN 004 021 809 | Monday, 2 May 2016 | 591,403.39 | | 92,414 Ordinary Shares |
| The Colonial Mutual Life Assurance Society Limited ACN 004 021 809 | Tuesday, 3 May 2016 | 54,153.78 | | 8,359 Ordinary Shares |
| The Colonial Mutual Life Assurance Society Limited ACN 004 021 809 | Tuesday, 3 May 2016 | 677,528.01 | | 104,581 Ordinary Shares |
| The Colonial Mutual Life Assurance Society Limited ACN 004 021 809 | Wednesday, 4 May 2016 | 116,339.32 | | 17,762 Ordinary Shares |
| The Colonial Mutual Life Assurance Society Limited ACN 004 021 809 | Wednesday, 4 May 2016 | 47,556.01 | | 7,309 Ordinary Shares |
| The Colonial Mutual Life Assurance Society Limited ACN 004 021 809 | Wednesday, 4 May 2016 | 1,458,348.33 | | 222,652 Ordinary Shares |
| The Colonial Mutual Life Assurance Society Limited ACN 004 021 809 | Wednesday, 4 May 2016 | 596,158.06 | | 91,625 Ordinary Shares |

Annexure C

This is annexure C referred to in Form 603, Notice of initial substantial holder dated **04/05/2016**



Carla Collingwood Company Secretary Dated the 6 May 2016

Commonwealth Bank of Australia will, if requested by the company or responsible entity to whom this form must be given or by the Australian Securities and Investments Commission (ASIC), give a copy of one or more of the following agreements to the company, responsible entity or ASIC (as appropriate).

Merrill Lynch International

| | |
|--|--|
| Type of agreement: | Global Master Securities Lending Agreement |
| Parties to agreement: | (1) Commonwealth Bank of Australia and (2) Merrill Lynch International |
| Can the parties exercise voting rights attaching to the securities? | No |
| If yes, in what circumstances? | N/A |
| Date on which the securities were (or are) expected to be delivered to the borrower or its nominee (ie borrow date): | The dates indicated in Annexure B on which securities were borrowed. |
| Scheduled date (if any) when the securities are expected to be returned to the borrower or its nominee (ie return date): | Any particular day. |
| Does the borrower have the right to return the securities early? [Yes/No] | Yes |
| If yes, in which circumstances? | At any time subject to giving notice. |
| Does the lender have the right to recall the securities early (ie before the scheduled return date)? [Yes/No] | Yes |
| If yes, in which circumstances? | At any time subject to giving notice. |
| Are there circumstances in which the borrower will not be required to return the securities on settlement? [Yes/No] | No |
| If yes, in which circumstances? | N/A |
| Type of agreement: | Global Master Securities Lending Agreement |
| Parties to agreement: | (1) Commonwealth Bank of Australia and (2) Merrill Lynch International |
| Can the parties exercise voting rights attaching to the | No |

| | |
|--|--|
| securities? | |
| If yes, in what circumstances? | N/A |
| Date on which the securities were (or are) expected to be delivered to the borrower or its nominee (ie borrow date): | The dates indicated in Annexure B on which securities were borrowed. |
| Scheduled date (if any) when the securities are expected to be returned to the borrower or its nominee (ie return date): | Any particular day. |
| Does the borrower have the right to return the securities early? [Yes/No] | Yes |
| If yes, in which circumstances? | At any time subject to giving notice. |
| Does the lender have the right to recall the securities early (ie before the scheduled return date)? [Yes/No] | Yes |
| If yes, in which circumstances? | At any time subject to giving notice. |
| Are there circumstances in which the borrower will not be required to return the securities on settlement? [Yes/No] | No |
| If yes, in which circumstances? | N/A |

Citigroup Global Markets Australia Pty Ltd

| | |
|--|---|
| Type of agreement: | Australian Master Securities Lending Agreement |
| Parties to agreement: | (1) Commonwealth Bank of Australia and (2) Citigroup Global Markets Australia Pty Ltd |
| Can the parties exercise voting rights attaching to the securities? | Yes |
| If yes, in what circumstances? | In limited circumstances where a number of conditions are met and voting is administratively possible, CBA may be required to exercise voting rights as instructed by the lender. |
| Date on which the securities were (or are) expected to be delivered to the borrower or its nominee (ie borrow date): | The dates indicated in Annexure B on which securities were borrowed. |
| Scheduled date (if any) when the securities are expected to be returned to the borrower or its nominee (ie return date): | Any particular day. |
| Does the borrower have the right to return the securities early? [Yes/No] | Yes |
| If yes, in which circumstances? | At any time subject to giving notice. |
| Does the lender have the right to recall the securities early (ie before the scheduled return date)? [Yes/No] | Yes |

| | |
|--|---|
| If yes, in which circumstances? | At any time subject to giving notice. |
| Are there circumstances in which the borrower will not be required to return the securities on settlement? [Yes/No] | No |
| If yes, in which circumstances? | N/A |
| Type of agreement: | Australian Master Securities Lending Agreement |
| Parties to agreement: | (1) Commonwealth Bank of Australia and (2) Citigroup Global Markets Australia Pty Ltd |
| Can the parties exercise voting rights attaching to the securities? | Yes |
| If yes, in what circumstances? | In limited circumstances where a number of conditions are met and voting is administratively possible, CBA may be required to exercise voting rights as instructed by the lender. |
| Date on which the securities were (or are) expected to be delivered to the borrower or its nominee (ie borrow date): | The dates indicated in Annexure B on which securities were borrowed. |
| Scheduled date (if any) when the securities are expected to be returned to the borrower or its nominee (ie return date): | Any particular day. |
| Does the borrower have the right to return the securities early? [Yes/No] | Yes |
| If yes, in which circumstances? | At any time subject to giving notice. |
| Does the lender have the right to recall the securities early (ie before the scheduled return date)? [Yes/No] | Yes |
| If yes, in which circumstances? | At any time subject to giving notice. |
| Are there circumstances in which the borrower will not be required to return the securities on settlement? [Yes/No] | No |
| If yes, in which circumstances? | N/A |

Barclays Capital Securities Ltd

| | |
|---|--|
| Type of agreement: | Global Master Securities Lending Agreement |
| Parties to agreement: | (1) Commonwealth Bank of Australia and (2) Barclays Capital Securities Ltd |
| Can the parties exercise voting rights attaching to the securities? | No |
| If yes, in what circumstances? | N/A |
| Date on which the securities were (or are) expected to be | The dates indicated in Annexure B on which securities were |

| | |
|--|--|
| delivered to the borrower or its nominee (ie borrow date): | borrowed. |
| Scheduled date (if any) when the securities are expected to be returned to the borrower or its nominee (ie return date): | Any particular day. |
| Does the borrower have the right to return the securities early? [Yes/No] | Yes |
| If yes, in which circumstances? | At any time subject to giving notice. |
| Does the lender have the right to recall the securities early (ie before the scheduled return date)? [Yes/No] | Yes |
| If yes, in which circumstances? | At any time subject to giving notice. |
| Are there circumstances in which the borrower will not be required to return the securities on settlement? [Yes/No] | No |
| If yes, in which circumstances? | N/A |
| Type of agreement: | Global Master Securities Lending Agreement |
| Parties to agreement: | (1) Commonwealth Bank of Australia and (2) Barclays Capital Securities Ltd |
| Can the parties exercise voting rights attaching to the securities? | No |
| If yes, in what circumstances? | N/A |
| Date on which the securities were (or are) expected to be delivered to the borrower or its nominee (ie borrow date): | The dates indicated in Annexure B on which securities were borrowed. |
| Scheduled date (if any) when the securities are expected to be returned to the borrower or its nominee (ie return date): | Any particular day. |
| Does the borrower have the right to return the securities early? [Yes/No] | Yes |
| If yes, in which circumstances? | At any time subject to giving notice. |
| Does the lender have the right to recall the securities early (ie before the scheduled return date)? [Yes/No] | Yes |
| If yes, in which circumstances? | At any time subject to giving notice. |
| Are there circumstances in which the borrower will not be required to return the securities on settlement? [Yes/No] | No |
| If yes, in which circumstances? | N/A |

Citigroup Global Markets Limited (Agreement 4)

| | |
|--|--|
| Type of agreement: | Australian Master Securities Lending Agreement |
| Parties to agreement: | (1) Citigroup Global Markets Limited; and (2) Colonial First State Investments Limited |
| Can the parties exercise voting rights attaching to the securities? | No |
| If yes, in what circumstances? | N/A |
| Date on which the securities were (or are) expected to be delivered to the borrower or its nominee (ie borrow date): | The dates indicated in Annexure B on which securities were borrowed. |
| Scheduled date (if any) when the securities are expected to be returned to the borrower or its nominee (ie return date): | Any particular day. |
| Does the borrower have the right to return the securities early? [Yes/No] | Yes |
| If yes, in which circumstances? | At any time subject to giving notice. |
| Does the lender have the right to recall the securities early (ie before the scheduled return date)? [Yes/No] | Yes |
| If yes, in which circumstances? | At any time subject to giving notice. |
| Are there circumstances in which the borrower will not be required to return the securities on settlement? [Yes/No] | No |
| If yes, in which circumstances? | N/A |
| Type of agreement: | Australian Master Securities Lending Agreement |
| Parties to agreement: | (1) Citigroup Global Markets Limited; and (2) Colonial First State Investments Limited |
| Can the parties exercise voting rights attaching to the securities? | No |
| If yes, in what circumstances? | N/A |
| Date on which the securities were (or are) expected to be delivered to the borrower or its nominee (ie borrow date): | The dates indicated in Annexure B on which securities were borrowed. |
| Scheduled date (if any) when the securities are expected to be returned to the borrower or its nominee (ie return date): | Any particular day. |
| Does the borrower have the right to return the securities early? [Yes/No] | Yes |
| If yes, in which circumstances? | At any time subject to giving notice. |
| Does the lender have the right to recall the securities early (ie before the scheduled return date)? [Yes/No] | Yes |

| | |
|---|---------------------------------------|
| If yes, in which circumstances? | At any time subject to giving notice. |
| Are there circumstances in which the borrower will not be required to return the securities on settlement? [Yes/No] | No |
| If yes, in which circumstances? | N/A |

Macquarie Bank Limited

| | |
|--|---|
| Type of agreement: | Australian Master Securities Lending Agreement |
| Parties to agreement: | (1) Commonwealth Securities Limited and (2) Macquarie Bank Limited |
| Can the parties exercise voting rights attaching to the securities? | Yes |
| If yes, in what circumstances? | In limited circumstances where a number of conditions are met and voting is administratively possible, CBA may be required to exercise voting rights as instructed by the lender. |
| Date on which the securities were (or are) expected to be delivered to the borrower or its nominee (ie borrow date): | The dates indicated in Annexure B on which securities were borrowed. |
| Scheduled date (if any) when the securities are expected to be returned to the borrower or its nominee (ie return date): | Any particular day. |
| Does the borrower have the right to return the securities early? [Yes/No] | Yes |
| If yes, in which circumstances? | At any time subject to giving notice. |
| Does the lender have the right to recall the securities early (ie before the scheduled return date)? [Yes/No] | Yes |
| If yes, in which circumstances? | At any time subject to giving notice. |
| Are there circumstances in which the borrower will not be required to return the securities on settlement? [Yes/No] | No |
| If yes, in which circumstances? | N/A |