

FORM 603

Corporations Act 2001

Section 671B

Notice of initial substantial holder**To: Company Name/Scheme: ALUMINA LIMITED**ACN/ARSN: **004 820 419****1. Details of substantial holder**

Name: Commonwealth Bank of Australia ACN 123 123 124 (CBA) and its related bodies corporate listed in annexure A

The holder became a substantial holder on: **16/06/2016****2. Details of voting power**

The total number of votes attached to all the voting shares in the company or voting interests in the scheme that the substantial holder or an associate had a relevant interest in on the date the substantial holder became a substantial holder are as follows.

Class of securities	Number of securities	Person's votes	Voting power (%)
Fully Paid ordinary shares	78,110,350	78,110,350	2.71

For the Securities (if any) listed below see NOTE 1 at the end of this form

Class of securities	Number of securities	Person's votes	Voting power (%)
Fully Paid ordinary shares	66,337,371	66,337,371	2.30

Class of securities	Number of securities	Person's votes	Voting power (%)
GRAND TOTAL Fully paid ordinary shares	144,447,721	144,447,721	5.01

3. Details of relevant interests

The nature of the relevant interest the substantial holder or an associate had in the following voting securities on the date the substantial holder became a substantial holder are as follows:

Holder of relevant interest	Nature of relevant interest	Class and number of securities
CBA Equities Limited ACN 003 485 952	<p>Relevant interest under paragraph 608(1)(b) and/or 608(1)(c) of the Corporations Act 2001 (Cth), being a relevant interest arising as a result of having the power to control the exercise of the right to vote attached to securities and/or to control the exercise of the power to dispose of securities in a proprietary capacity (including as a result of underwriting activities). In addition, if any OTC derivatives, warrants or other securities (other than ordinary shares or ordinary units (as applicable)) are referred to below in this row, the relevant interest in respect of those securities arises under subsection 608(8) being an accelerated relevant interest held in the same capacity.</p> <p>Nature of relevant interest derived from; ordinary shares 3,606,665</p>	<p>3,606,665 Fully paid ordinary shares (including 129,561 borrowed from Barclays Capital Securities Ltd, see Annexure C)</p>
Avanteos Investments Limited ACN 096 259 979	<p>Relevant interest under paragraph 608(1)(a), 608(1)(b) and 608(1)(c) of the Corporations Act 2001 (Cth), being a relevant interest arising as a result of being the registered holder of the relevant securities in its capacity as a superannuation trustee. In addition, if any OTC derivatives, warrants or other securities (other than ordinary shares or ordinary units (as applicable)) are referred to below in this row, the relevant interest in respect of those securities arises under subsection 608(8) being an accelerated relevant interest held in the same capacity.</p> <p>Nature of relevant interest derived from; ordinary shares 1,820,860</p>	<p>1,820,860 Fully paid ordinary shares</p>
Colonial First State Investments Limited ACN 002 348 352	<p>Relevant interest under paragraph 608(1)(b) and/or 608(1)(c) of the Corporations Act 2001 (Cth), being a relevant interest arising from having the power to control the exercise of the right to vote attached to securities and/or to control the exercise of the power to dispose of securities in its capacity as a responsible entity of a managed investment scheme (which managed investment scheme is managed by Colonial First Statement Investments Limited or a related body corporate). In addition, if any OTC derivatives, warrants or other securities (other than ordinary shares or ordinary units (as applicable)) are referred to below in this row, the relevant interest in respect of those securities arises under subsection 608(8) being an accelerated relevant interest held in the same capacity.</p> <p>Nature of relevant interest derived from; ordinary shares 327,097</p>	<p>327,097 Fully paid ordinary shares</p>
Colonial First State Investments Limited (Note 1)	Relevant interest under paragraph 608(1)(b) and/or	<p>66,337,371 Fully paid ordinary shares</p>

ACN 002 348 352	<p>608(1)(c) of the Corporations Act 2001 (Cth), being a relevant interest arising from having the residual power to control the exercise of the right to vote attached to securities and/or to control the exercise of the power to dispose of securities in its capacity as a responsible entity of a managed investment scheme (which managed investment scheme is not managed by either Colonial First State Investments Limited or a related body corporate). In addition, if any OTC derivatives, warrants or other securities (other than ordinary shares or ordinary units (as applicable)) are referred to below in this row, the relevant interest in respect of those securities arises under subsection 608(8) being a residual accelerated relevant interest held in the same capacity. Colonial First State Investments Limited has authorised the manager of each such managed investment scheme to exercise the powers referred to in paragraph 608(1)(b) and/or 608(1)(c) of the Corporations Act 2001 (Cth) in relation to those securities managed by the manager to the exclusion of Colonial First State Investments Limited except for provisions allowing Colonial First State Investments Limited to terminate the agreement with the manager or to exercise those powers where the agreement is terminated.</p> <p>Nature of relevant interest derived from; ordinary shares 66,337,371</p>	<p>(including 305,825 borrowed from Citigroup Global Markets Limited (Agreement 1), see Annexure C)</p> <p>(including 359,251 borrowed from UBS AG (Agreement 3), see Annexure C)</p> <p>(including 982,353 borrowed from UBS AG (Agreement 1), see Annexure C)</p>
Commonwealth Bank Officers Superannuation Corporation Pty Limited ACN 074 519 798	<p>Relevant interest under paragraph 608(1)(b) and/or 608(1)(c) of the Corporations Act 2001 (Cth), being a relevant interest arising from having the power to control the exercise of the right to vote attached to securities and/or to control the exercise of the power to dispose of securities in its capacity as trustee for the Officers' Superannuation Fund. In addition, if any OTC derivatives, warrants or other securities (other than ordinary shares or ordinary units (as applicable)) are referred to below in this row, the relevant interest in respect of those securities arises under subsection 608(8) being an accelerated relevant interest held in the same capacity.</p> <p>Nature of relevant interest derived from; ordinary shares 629,266</p>	<p>629,266 Fully paid ordinary shares</p>
Colonial First State Asset Management (Australia) Limited ACN 114 194 311	<p>Relevant interest under paragraph 608(1)(b) and/or 608(1)(c) of the Corporations Act 2001 (Cth), being a relevant interest arising from having the power to control the exercise of the right to vote attached to securities and/or to control the exercise of the power to dispose of securities in its capacity as investment manager (as provided for under its investment mandates). In addition, if any OTC derivatives, warrants or other securities (other than ordinary shares or ordinary units (as applicable)) are referred to below in this row, the relevant interest in respect of those securities arises under subsection 608(8) being an accelerated relevant interest held in the same capacity.</p> <p>Nature of relevant interest derived from;</p>	<p>71,726,462 Fully paid ordinary shares</p>

	ordinary shares 71,726,462	
Colonial First State Investments Limited ACN 002 348 352	<p>Relevant interest under paragraph 608(1)(b) and/or 608(1)(c) of the Corporations Act 2001 (Cth), being a relevant interest arising from having the power to control the exercise of the right to vote attached to securities and/or to control the exercise of the power to dispose of securities in its capacity as a responsible entity of a managed investment scheme (which managed investment scheme is managed by Colonial First Statement Investments Limited or a related body corporate). In addition, if any OTC derivatives, warrants or other securities (other than ordinary shares or ordinary units (as applicable)) are referred to below in this row, the relevant interest in respect of those securities arises under subsection 608(8) being an accelerated relevant interest held in the same capacity.</p> <p>Nature of relevant interest derived from; ordinary shares 104,824,458</p>	<p>104,824,458 Fully paid ordinary shares</p> <p>(including 305,825 borrowed from Citigroup Global Markets Limited (Agreement 1), see Annexure C)</p> <p>(including 359,251 borrowed from UBS AG (Agreement 3), see Annexure C)</p> <p>(including 982,353 borrowed from UBS AG (Agreement 1), see Annexure C)</p>
Commonwealth Bank Officers Superannuation Corporation Pty Limited ACN 074 519 798	<p>Relevant interest under paragraph 608(1)(b) and/or 608(1)(c) of the Corporations Act 2001 (Cth), being a relevant interest arising from having the power to control the exercise of the right to vote attached to securities and/or to control the exercise of the power to dispose of securities in its capacity as trustee for the Officers' Superannuation Fund. In addition, if any OTC derivatives, warrants or other securities (other than ordinary shares or ordinary units (as applicable)) are referred to below in this row, the relevant interest in respect of those securities arises under subsection 608(8) being an accelerated relevant interest held in the same capacity.</p> <p>Nature of relevant interest derived from; ordinary shares 5,949,624</p>	<p>5,949,624 Fully paid ordinary shares</p>
ASB Group Investments Limited Company Number 533945	<p>Relevant interest under paragraph 608(1)(b) and/or 608(1)(c) of the Corporations Act 2001 (Cth), being a relevant interest arising from having the power to control the exercise of the right to vote attached to securities and/or to control the exercise of the power to dispose of securities in its capacity as investment manager, as provided for under its investment mandates, as a life company holding statutory funds and as the responsible entity or manager of a managed investment scheme. In addition, if any OTC derivatives, warrants or other securities (other than ordinary shares or ordinary units (as applicable)) are referred to below in this row, the relevant interest in respect of those securities arises under subsection 608(8) being an accelerated relevant interest held in the same capacity.</p> <p>Nature of relevant interest derived from; ordinary shares 647,895</p>	<p>647,895 Fully paid ordinary shares</p>
First State Investments (Hong Kong) Ltd ACN 206616	<p>Relevant interest under paragraph 608(1)(b) and/or 608(1)(c) of the Corporations Act 2001 (Cth), being a</p>	<p>327,097 Fully paid ordinary shares</p>

	<p>relevant interest arising from having the power to control the exercise of the right to vote attached to securities and/or to control the exercise of the power to dispose of securities in its capacity as discretionary investment manager, as provided for under its investment mandates. In addition, if any OTC derivatives, warrants or other securities (other than ordinary shares or ordinary units (as applicable)) are referred to below in this row, the relevant interest in respect of those securities arises under subsection 608(8) being an accelerated relevant interest held in the same capacity.</p> <p>Nature of relevant interest derived from; ordinary shares 327,097</p>	
<p>Colonial First State Investments Limited ACN 002 348 352</p>	<p>Relevant interest under paragraph 608(1)(b) and/or 608(1)(c) of the Corporations Act 2001 (Cth), being a relevant interest arising from having the power to control the exercise of the right to vote attached to securities and/or to control the exercise of the power to dispose of securities in its capacity as a responsible entity of a managed investment scheme (which managed investment scheme is managed by Colonial First Statement Investments Limited or a related body corporate). In addition, if any OTC derivatives, warrants or other securities (other than ordinary shares or ordinary units (as applicable)) are referred to below in this row, the relevant interest in respect of those securities arises under subsection 608(8) being an accelerated relevant interest held in the same capacity.</p> <p>Nature of relevant interest derived from; ordinary shares 3,054,808</p>	<p>3,054,808 Fully paid ordinary shares</p>
<p>The Colonial Mutual Life Assurance Society Limited ACN 004 021 809</p>	<p>Relevant interest under paragraph 608(1)(a), 608(1)(b) and/or 608(1)(c) of the Corporations Act 2001 (Cth), being a relevant interest arising from holding securities, having the power to control the exercise of the right to vote attached to securities and/or to control the exercise of the power to dispose of securities in a proprietary capacity as a life insurance company. Statutory fund holdings are held by external custodians and voted by the relevant investment manager, so CMLA's relevant interest is qualified accordingly. In addition, if any OTC derivatives, warrants or other securities (other than ordinary shares or ordinary units (as applicable)) are referred to below in this row, the relevant interest in respect of those securities arises under subsection 608(8) being an accelerated relevant interest held in the same capacity.</p> <p>Nature of relevant interest derived from; ordinary shares 7,546,624</p>	<p>7,546,624 Fully paid ordinary shares</p>
<p>Colonial First State Asset Management (Australia) Limited ACN 114 194 311</p>	<p>Relevant interest under paragraph 608(1)(b) and/or 608(1)(c) of the Corporations Act 2001 (Cth), being a relevant interest arising from having the power to control the exercise of the right to vote attached to securities and/or to control the exercise of the power to dispose of securities in its capacity as investment manager (as</p>	<p>52,149,498 Fully paid ordinary shares</p>

	<p>provided for under its investment mandates). In addition, if any OTC derivatives, warrants or other securities (other than ordinary shares or ordinary units (as applicable)) are referred to below in this row, the relevant interest in respect of those securities arises under subsection 608(8) being an accelerated relevant interest held in the same capacity.</p> <p>Nature of relevant interest derived from; ordinary shares 52,149,498</p>	
<p>First State Investments (Singapore) ACN 196900420D</p>	<p>Relevant interest under paragraph 608(1)(b) and/or 608(1)(c) of the Corporations Act 2001 (Cth), being a relevant interest arising from having the power to control the exercise of the right to vote attached to securities and/or to control the exercise of the power to dispose of securities in its capacity as discretionary investment manager, as provided for under its investment mandates. In addition, if any OTC derivatives, warrants or other securities (other than ordinary shares or ordinary units (as applicable)) are referred to below in this row, the relevant interest in respect of those securities arises under subsection 608(8) being an accelerated relevant interest held in the same capacity.</p> <p>Nature of relevant interest derived from; ordinary shares 282,053</p>	<p>282,053 Fully paid ordinary shares</p>
<p>First State Investment Management (UK) Limited ACN SC0 477 08</p>	<p>Relevant interest under paragraph 608(1)(b) and/or 608(1)(c) of the Corporations Act 2001 (Cth), being a relevant interest arising from having the power to control the exercise of the right to vote attached to securities and/or to control the exercise the power to dispose of securities in its capacity as discretionary investment manager, as provided for under its investment mandates. In addition, if any OTC derivatives, warrants or other securities (other than ordinary shares or ordinary units (as applicable)) are referred to below in this row, the relevant interest in respect of those securities arises under subsection 608(8) being an accelerated relevant interest held in the same capacity.</p> <p>Nature of relevant interest derived from; ordinary shares 2,725,226</p>	<p>2,725,226 Fully paid ordinary shares</p>

4. Details of present registered holders

The persons registered as holders of the securities referred to in paragraph 3 above are as follows

Holder of relevant interest	Registered holder of securities	Person entitled to be registered as holder	Class and number of securities
CBA Equities Limited ACN 003 485 952	Share Direct Nominees Pty Limited		3,606,665 Fully paid ordinary shares
Avanteos Investments Limited ACN 096 259 979	Avanteos Investments Limited		1,820,860 Fully paid ordinary shares
Colonial First State Investments Limited ACN 002 348 352	HSBC UK		327,097 Fully paid ordinary shares
Colonial First State Investments Limited (Note 1) ACN 002 348 352	Citicorp Nominees Pty Limited (Australia)		4,427,612 Fully paid ordinary shares
Colonial First State Investments Limited (Note 1) ACN 002 348 352	UBS Nominees Pty Ltd		1,341,604 Fully paid ordinary shares
Colonial First State Investments Limited (Note 1) ACN 002 348 352	Citibank N A Hong Kong		60,568,155 Fully paid ordinary shares
Commonwealth Bank Officers Superannuation Corporation Pty Limited ACN 074 519 798	Citicorp Nominees Pty Limited (Australia)		629,266 Fully paid ordinary shares
Colonial First State Asset Management (Australia) Limited ACN 114 194 311	Nomura Bank (Luxembourg) S.A.		4,063,031 Fully paid ordinary shares
Colonial First State Asset Management (Australia) Limited ACN 114 194 311	Northern Trust Company		3,009,125 Fully paid ordinary shares
Colonial First State Asset Management (Australia) Limited ACN 114 194 311	Brown Brothers Harriman		239,157 Fully paid ordinary shares
Colonial First State Asset Management (Australia) Limited ACN 114 194 311	National Bank Nominees Pty Limited		4,420,026 Fully paid ordinary shares
Colonial First State Asset Management (Australia) Limited ACN 114 194 311	The Bank of New York Mellon Corp		885,915 Fully paid ordinary shares
Colonial First State Asset Management (Australia) Limited ACN 114 194 311	BNP Paribas Securities		7,412,960 Fully paid ordinary shares
Colonial First State Asset	Citicorp Nominees Pty Limited		35,845,919

Management (Australia) Limited ACN 114 194 311	(Australia)		Fully paid ordinary shares
Colonial First State Asset Management (Australia) Limited ACN 114 194 311	State Street Global Services		2,725,226 Fully paid ordinary shares
Colonial First State Asset Management (Australia) Limited ACN 114 194 311	Citigroup Prime Broker		45,683 Fully paid ordinary shares
Colonial First State Asset Management (Australia) Limited ACN 114 194 311	State Street Global Advisors (Australia) Limited		282,053 Fully paid ordinary shares
Colonial First State Asset Management (Australia) Limited ACN 114 194 311	Citibank N A London		7,242,754 Fully paid ordinary shares
Colonial First State Asset Management (Australia) Limited ACN 114 194 311	Citibank N A Hong Kong		5,554,613 Fully paid ordinary shares

5. Consideration

The consideration paid for each relevant interest referred to in paragraph 3 above, and acquired in the four months prior to the day that the substantial holder became a substantial holder is as follows:

Holder of relevant interest	Date of acquisition	Consideration-Cash	Consideration-Non-Cash	Class and number of securities
See annexure B to this notice				

6. Associates

The reasons the persons named in paragraph 3 above are associates of the substantial holder are as follows:

Name and ACN/ARSN (if applicable)	Nature of association
First State Investments (Hong Kong) Ltd ACN 206616	An indirect wholly-owned subsidiary, and therefore related body corporate, of Commonwealth Bank of Australia
ASB Group Investments Limited Company Number 533945	An indirect wholly-owned subsidiary, and therefore related body corporate, of Commonwealth Bank of Australia
CBA Equities Limited ACN 003 485 952	An indirect wholly-owned subsidiary, and therefore related body corporate, of Commonwealth Bank of Australia
Commonwealth Bank Officers Superannuation Corporation Pty Limited ACN 074 519 798	A direct wholly-owned subsidiary, and therefore related body corporate, of Commonwealth Bank of Australia
Colonial First State Asset Management (Australia) Limited ACN 114 194 311	An indirect wholly-owned subsidiary, and therefore related body corporate, of Commonwealth Bank of Australia
First State Investment Management (UK) Limited ACN SC0 477 08	An indirect wholly-owned subsidiary, and therefore related body corporate, of Commonwealth Bank of Australia
Avanteos Investments Limited ACN 096 259 979	An indirect wholly-owned subsidiary, and therefore related body corporate, of Commonwealth Bank of Australia
Realindex Investments Pty Limited ACN 133 312 017	An indirect wholly-owned subsidiary, and therefore related body corporate, of Commonwealth Bank of Australia
First State Investments (Singapore) ACN 196900420D	An indirect wholly-owned subsidiary, and therefore related body corporate, of Commonwealth Bank of Australia
Colonial First State Investments Limited ACN 002 348 352	An indirect wholly-owned subsidiary, and therefore related body corporate, of Commonwealth Bank of Australia
Sovereign Services Limited ACN 969417	An indirect wholly-owned subsidiary, and therefore related body corporate, of Commonwealth Bank of Australia
The Colonial Mutual Life Assurance Society Limited ACN 004 021 809	An indirect wholly-owned subsidiary, and therefore related body corporate, of Commonwealth Bank of Australia

7. Addresses

The addresses of persons named in this form are as follows:

Name	Address
First State Investments (Hong Kong) Ltd ACN 206616	6th Floor, Three Exchange Square, 8 Connaught Place, Central, Hong Kong
ASB Group Investments Limited Company Number 533945	Level 2, ASB North Wharf, 12 Jellicoe Street, Auckland, 1010 , New Zealand
CBA Equities Limited ACN 003 485 952	Ground Floor Tower 1, 201 Sussex Street, Sydney, NSW, 2000, Australia
Commonwealth Bank Officers Superannuation Corporation Pty Limited ACN 074 519 798	Level 11 Tower 1, 201 Sussex St Sydney NSW 2001
Colonial First State Asset Management (Australia) Limited ACN 114 194 311	Ground Floor Tower 1, 201 Sussex Street, Sydney, NSW, 2000, Australia
First State Investment Management (UK) Limited ACN SC0 477 08	23 St Andrew Square Edinburgh EH2 1BB
Avanteos Investments Limited ACN 096 259 979	Ground Floor Tower 1, 201 Sussex Street, Sydney, NSW, 2000, Australia
Realindex Investments Pty Limited ACN 133 312 017	Ground Floor Tower 1, 201 Sussex Street, Sydney, NSW, 2000, Australia
First State Investments (Singapore) ACN 196900420D	38 Beach Road, #06-11 South Beach Tower, SINGAPORE, 189767
Colonial First State Investments Limited ACN 002 348 352	Ground Floor Tower 1, 201 Sussex Street, Sydney, NSW, 2000, Australia
Sovereign Services Limited ACN 969417	Level 2, ASB North Wharf, 12 Jellicoe Street, Auckland, 1010 , New Zealand
The Colonial Mutual Life Assurance Society Limited ACN 004 021 809	Ground Floor Tower 1, 201 Sussex Street, Sydney, NSW, 2000, Australia

8. Signature

NOTE 1--(This note is relevant to section 2,3,4 and 5)

The relevant interests in these securities:

- a) are/were held by Colonial First State Investments Limited (CFS) as responsible entity of the specified registered managed investment schemes and relate(d) to holdings in connection with the Colonial First State First Choice product range. Decisions to buy/sell those securities and exercise voting rights in relation to those securities are made by managers to whom CFS has outsourced those functions. By instrument dated 29 October 2001 the Australian Securities and Investments Commission ("ASIC") has granted certain relief to CFS and its related bodies corporate for these holdings from the applicable provisions of Chapter 6 of the Corporations Act in relation to the acquisition of or increase in voting power of such securities (the Manager Relief). These managers are not associates of, other than by virtue of an agreement in accordance with the terms of the Manager Relief, the Commonwealth Bank of Australia group; or
- b) are/were held by or for the benefit of specified index funds where the funds have an objective of maintaining a portfolio tracking error less than 0.5% per annum. ASIC has granted certain relief to CFS and its related bodies corporate for these holdings from the applicable provisions of Chapter 6 of the Corporations Act in relation to the acquisition of or increase in voting power of such securities.




Dated the 17 day of June 2016

Carla Collingwood-Company Secretary

Annexure A

This is annexure A referred to in Form 603, Notice of initial substantial holder dated 16/06/2016



Carla Collingwood Company Secretary Dated the 17 June 2016

SCHEDULE


AEGIS CORRECTIONAL PARTNERSHIP PTY LTD
AEGIS LIMITED
AHL HOLDINGS PTY LIMITED
ALTONA V6 PTY LIMITED
ASB BANK LIMITED
ASB CAPITAL LIMITED (NZX-ASBPA)
ASB CAPITAL NO.2 LIMITED (NZX-ASBPB)
ASB FINANCE LIMITED
ASB FUNDING LIMITED
ASB GROUP (LIFE) LIMITED
ASB GROUP INVESTMENTS LIMITED
ASB HOLDINGS LIMITED
ASB MANAGEMENT SERVICES LIMITED
ASB NOMINEES LIMITED
ASB SECURITIES LIMITED
ASKLEPIOS LIMITED
ASPIRE SCHOOLS FINANCING (QLD) PTY LIMITED
ASPIRE SCHOOLS HOLDINGS (QLD) PTY LIMITED
AUSIEX NOMINEES PTY LIMITED
AUSTRALIAN INVESTMENT EXCHANGE LIMITED
AVANTEOS INVESTMENTS LIMITED
AVANTEOS PTY LTD
BANK OF HANGZHOU CO. LTD
BANKWEST FOUNDATION LIMITED
BDELTA VESSEL NO 1 PTY LTD
BDELTA VESSEL NO 2 PTY LTD
BDELTA VESSEL NO 3 PTY LTD
BDELTA VESSEL NO 4 PTY LTD
BOCOMMLIFE INSURANCE COMPANY LIMITED
BOND INVESTMENTS NO 1 LIMITED
BOND INVESTMENTS UK LIMITED
BW FINANCIAL ADVICE LIMITED
BW SECURITISATION MANAGEMENT PTY LTD
BWA GROUP SERVICES PTY LTD
BWA INTELLECTUAL PROPERTY HOLDINGS LIMITED
CAPITAL 121 PTY LIMITED
CARDS NZ LIMITED
CBA (EUROPE) FINANCE LTD (IN LIQUIDATION)
CBA A319 4624 PTY LIMITED
CBA A319 4635 PTY LIMITED
CBA A320 4077 PTY LTD
CBA A320 4948 PTY LIMITED
CBA A320 5156 PTY LIMITED
CBA A320 5249 PTY LTD
CBA A320 5289 PTY LTD
CBA A320 5638 PTY LTD
CBA A320 6749 PTY LIMITED
CBA A320 AIRCRAFT NO1 PTY LTD
CBA A330 1427 Pty Ltd
CBA A330 1453 PTY LIMITED
CBA AIR A320 2714 PTY LIMITED
CBA AIR PTY LTD
CBA ASSET FINANCE (NZ) LIMITED
CBA ASSET HOLDINGS (NZ) LIMITED
CBA B377 37091 PTY LTD
CBA B738 39822 PTY LIMITED
CBA CAPITAL AUSTRALIA PTY LIMITED
CBA CAPITAL HOLDINGS INC.
CBA CAPITAL TRUST I
CBA CAPITAL TRUST II
CBA CORPORATE SERVICES (NSW) PTY LIMITED
CBA CORPORATE SERVICES (VIC) PTY LIMITED
CBA EQUITIES LIMITED
CBA EUROPE LIMITED
CBA FUNDING (NZ) LIMITED
CBA FUNDING HOLDINGS PTY LTD
CBA FUNDING TRUST I
CBA INTERNATIONAL FINANCE PTY. LIMITED
CBA INTERNATIONAL FINANCIAL SERVICES LIMITED (formerly known as COMMBANK MANAGEMENT CONSULTING (ASIA) COMPANY LIMITED)
CBA INVESTMENTS (NO.4) LIMITED
CBA IT CO PTY LIMITED
CBA MTE RAIL COMPANY PTY LIMITED
CBA NZ HOLDING LIMITED
CBA RAIL & TRAM COMPANY PTY LIMITED
CBA REAL ESTATE FUNDING (NZ) LIMITED
CBA SA HOLDINGS PROPRIETARY LIMITED
CBA SERVICES SINGAPORE PTE LTD
CBA SPECIALISED FINANCING PTY LIMITED
CBA STAFF COMMUNITY FUND LIMITED
CBA USD FUNDING LIMITED
CBA USD INVESTMENTS PTY LIMITED
CBFC LEASING PTY. LIMITED
CBFC LIMITED
CFS Newham Limited
CFSPA I EUROPE CO LIMITED (formerly known as CFSPA I MALTA CO LIMITED)
CFSPA I EUROPE HOLDCO LIMITED (formerly known as CFSPA I MALTA HOLDCO LIMITED)
CHRISTMAS BREAK PTY LTD
CHULLORA EQUITY INVESTMENT (NO 1) PTY

LIMITED
CHULLORA EQUITY INVESTMENT (NO 2) PTY LIMITED
CHULLORA EQUITY INVESTMENT (NO 3) PTY LIMITED
CIPL ARARAT PTY LTD
CIPL SA SCHOOLS PTY LTD
CISL (HAZELWOOD) PTY. LIMITED
CM-SOMERTON PTY. LTD.
CMG ASIA LIFE HOLDINGS LIMITED
CMG ASIA PTY LTD
COLLATERAL LEASING PTY LTD
Colonial (UK) Trustees Limited
COLONIAL FIRST STATE ASSET MANAGEMENT (AUSTRALIA) LIMITED
COLONIAL FIRST STATE GROUP LIMITED
COLONIAL FIRST STATE INFRASTRUCTURE HOLDINGS LIMITED
COLONIAL FIRST STATE INFRASTRUCTURE MANAGERS (AUSTRALIA) PTY LTD
Colonial First State Investment Managers (UK) Limited
COLONIAL FIRST STATE INVESTMENTS LIMITED
COLONIAL FIRST STATE MANAGED INFRASTRUCTURE LIMITED
COLONIAL HOLDING COMPANY LIMITED
COLONIAL MUTUAL SUPERANNUATION PTY. LTD.
COLONIAL SERVICES PTY LIMITED
COMMBANK EUROPE LIMITED
COMMBANK MANAGEMENT CONSULTING (SHANGHAI) COMPANY LIMITED
COMMFOUNDATION PTY LIMITED
COMMINTERNATIONAL LIMITED
COMMONWEALTH AUSTRALIA SECURITIES LLC
COMMONWEALTH BANK OF AUSTRALIA
COMMONWEALTH BANK OF AUSTRALIA (CHENG'AN) COUNTY BANK CO. LTD.
COMMONWEALTH BANK OF AUSTRALIA (CIXIAN) COUNTY BANK CO. LTD
COMMONWEALTH BANK OF AUSTRALIA (DENGFENG) COUNTY BANK CO. LTD
COMMONWEALTH BANK OF AUSTRALIA (HANDANXIAN) COUNTY BANK CO. LTD.
COMMONWEALTH BANK OF AUSTRALIA (JIYUAN) COUNTY BANK CO. LTD
COMMONWEALTH BANK OF AUSTRALIA (LANKAO) COUNTY BANK CO. LTD
COMMONWEALTH BANK OF AUSTRALIA (LUANCHENG) COUNTY BANK CO. LTD
COMMONWEALTH BANK OF AUSTRALIA (MIANCHI) COUNTY BANK CO. LTD
COMMONWEALTH BANK OF AUSTRALIA (SHEXIAN) COUNTY BANK CO. LTD
COMMONWEALTH BANK OF AUSTRALIA (UK) STAFF BENEFITS SCHEME TRUSTEE COMPANY LIMITED
COMMONWEALTH BANK OF AUSTRALIA (WEIXIAN) COUNTY BANK CO. LTD.
COMMONWEALTH BANK OF AUSTRALIA (WENXIAN) COUNTY BANK CO. LTD
COMMONWEALTH BANK OF AUSTRALIA (XINJI) COUNTY BANK CO. LTD
COMMONWEALTH BANK OF AUSTRALIA (YICHUAN) COUNTY BANK CO. LTD
COMMONWEALTH BANK OF AUSTRALIA (YONGCHENG) COUNTY BANK CO. LTD
COMMONWEALTH BANK OF AUSTRALIA (YONGNIAN) COUNTY BANK CO. LTD
COMMONWEALTH BANK OFFICERS SUPERANNUATION CORPORATION PTY LIMITED
Commonwealth Custodial Services Pty Ltd
COMMONWEALTH DEVELOPMENT BANK OF AUSTRALIA PTY LIMITED
COMMONWEALTH FINANCIAL PLANNING LIMITED
COMMONWEALTH INSURANCE HOLDINGS LIMITED
COMMONWEALTH INSURANCE LIMITED
COMMONWEALTH INVESTMENTS PTY LIMITED
COMMONWEALTH PRIVATE LIMITED
COMMONWEALTH SECURITIES LIMITED
COMMWEALTH INTERNATIONAL HOLDINGS PTY LIMITED
COMSEC NOMINEES PTY LIMITED
CORE EQUITY SERVICES NOMINEES PTY LIMITED
COUNT FINANCIAL LIMITED
CRYSTAL AVENUE PTY LIMITED
CTB AUSTRALIA LIMITED
ELLAS CONTAINER SHIP COMPANY 1 PTY LIMITED
ELLAS CONTAINER SHIP COMPANY 2 PTY LIMITED
EMERALD HOLDING COMPANY PTY LIMITED
EQUIGROUP HOLDINGS PTY LIMITED
FINANCIAL WISDOM LIMITED
FINCONNECT (AUSTRALIA) PTY LTD
FIRST STATE CINDA FUND MANAGEMENT COMPANY LIMITED
First State European Diversified Infrastructure Sarl
First State Funds Plc
First State Global Umbrella Fund Public Limited Company
FIRST STATE INFRASTRUCTURE MANAGERS (INTERNATIONAL) LIMITED
First State Infrastructure S.à r.l.
First State Investment Management (UK) Limited
FIRST STATE INVESTMENT MANAGERS (ASIA) LIMITED
First State Investment Services (UK) Limited
FIRST STATE INVESTMENTS (HONG KONG) LIMITED
FIRST STATE INVESTMENTS (JAPAN) LIMITED
FIRST STATE INVESTMENTS (NZ) LIMITED
FIRST STATE INVESTMENTS (SINGAPORE)
First State Investments (UK Holdings) Limited
First State Investments (UK) Limited
FIRST STATE INVESTMENTS (US) LLC
First State Investments Fund Management Sarl
First State Investments GIP Management Sarl
FIRST STATE INVESTMENTS HOLDINGS (SINGAPORE) LIMITED
First State Investments ICVC
First State Investments International Inc
First State Investments International Limited
FIRST STATE NOMINEES (HONG KONG) LIMITED
FSIB LTD (formerly known as FIRST STATE INVESTMENTS (BERMUDA) LIMITED)

FSIC Limited (formerly known as First State Investments (Cayman) Limited)
 GT USD FUNDING PTY LIMITED
 HAZELWOOD INVESTMENT COMPANY PTY LIMITED
 HOMEPTH PTY LIMITED
 INVERLOCH LEASING PTY LIMITED
 INVESTMENT CUSTODIAL SERVICES LIMITED
 INVESTORWEB.COM. PTY LIMITED
 IWL BROKING SOLUTIONS LIMITED
 IWL LIMITED
 JACQUES MARTIN ADMINISTRATION AND CONSULTING PTY LTD
 JACQUES MARTIN PTY. LTD.
 LOFT NO 1 PTY LIMITED
 LOFT NO 2 PTY LIMITED
 LOFT NO.3 PTY LIMITED
 MIS FUNDING NO.1 PTY LIMITED
 MORTGAGE HOLDING TRUST COMPANY LIMITED
 MTE DEBT VEHICLE PTY LTD
 MTE LESSOR 1 PTY LTD
 MTE LESSOR 2 PTY LTD
 MTE LESSOR 3 PTY LTD
 MTE LESSOR 4 PTY LTD
 MTE LESSOR 5 PTY LTD
 MTE NOMINEE PARTNER PTY LTD
 NETSHARE NOMINEES PTY LTD
 NEWPORT LIMITED
 NEWSHELF 1314 (PTY) LTD
 NEWSHELF 1315 (PTY) LTD
 NIMITZ NOMINEES PTY LIMITED
 ORE & OVERBURDEN PTY LIMITED
 PREFERRED CAPITAL PTY LIMITED
 PREMIUM ALTERNATIVE INVESTMENTS PTY LIMITED
 PREMIUM CUSTODY SERVICES PTY LTD
 PREMIUM PLANTATIONS PTY LIMITED
 PREMIUM PLANTATIONS SERVICES PTY LTD
 PT BANK COMMONWEALTH
 PT COMMONWEALTH LIFE
 PT FIRST STATE INVESTMENTS INDONESIA QILU BANK CO. LTD.
 REALINDEX INVESTMENTS PTY LIMITED
 RELIANCE ACHIEVER PTY LIMITED
 RESIDENTIAL MORTGAGE GROUP PTY LTD
 ROCK & RUBBLE (DEBT VEHICLE) PTY LIMITED
 ROCK & RUBBLE (EXISTING) PTY LIMITED
 ROCK & RUBBLE (NEW) PTY LIMITED
 SAF MINING NO.2 PTY LIMITED
 SAF Mining No1 Pty Limited
 SAFE NO1 PTY LTD
 SAFE NO17 PTY LIMITED (PENDING DEREGISTRATION)
 SAFE NO2 PTY LTD
 SAFE NO3 PTY LTD
 SAFE NO4 PTY LIMITED
 SAFE NO9 PTY LIMITED
 SAFE USD HOLDINGS PTY LTD
 SBN NOMINEES PTY. LIMITED
 SECURITISATION ADVISORY SERVICES PTY. LIMITED
 SECURITISATION MANAGEMENT SERVICES LIMITED
 SECURITY HOLDING INVESTMENT ENTITY LINKING DEALS LIMITED
 SENBARY PTY LIMITED
 SHARE DIRECT NOMINEES PTY LIMITED
 SHARE INVESTMENTS PTY LIMITED
 SI Holdings Limited
 SIF RAILWAY NO.1 PTY LIMITED (IN LIQUIDATION)
 SIF RAILWAY NO.2 PTY LIMITED (IN LIQUIDATION)
 SOVEREIGN ASSURANCE COMPANY LIMITED
 SOVEREIGN SERVICES LIMITED
 SOVEREIGN SUPERANNUATION FUNDS LIMITED
 SOVEREIGN SUPERANNUATION TRUSTEES LIMITED
 ST ANDREW'S AUSTRALIA PTY LTD
 STATE NOMINEES LTD
 SWAN SECURITISATION FINANCE PTY LIMITED (IN LIQUIDATION)
 SWAN SECURITISATION INVESTMENTS PTY LTD (IN LIQUIDATION)
 T.W. CUSTODIANS LIMITED
 TANKSTREAM RAIL (BY - 1) PTY LIMITED
 TANKSTREAM RAIL (BY - 2) PTY LIMITED
 TANKSTREAM RAIL (BY - 3) PTY LIMITED
 TANKSTREAM RAIL (BY - 4) PTY LIMITED
 TANKSTREAM RAIL (SW - 1) PTY LIMITED
 TANKSTREAM RAIL (SW - 2) PTY LIMITED
 TANKSTREAM RAIL (SW - 3) PTY LIMITED
 TANKSTREAM RAIL (SW - 4) PTY LIMITED
 TANKSTREAM RAIL (VICTORIA) PTY LIMITED
 THE COLONIAL MUTUAL LIFE ASSURANCE SOCIETY LIMITED
 TOTAL KEEN INVESTMENT LIMITED
 TYME CAPITAL PROPRIETARY LIMITED
 TYME INFIELD PROPRIETARY LIMITED (formerly know as EDGE FIELD MARKETING PROPRIETARY LTD)
 TYME INTELLECTUAL PROPERTIES PROPRIETARY LIMITED
 TYME INVESTMENTS PROPRIETARY LIMITED
 TYME TECHNICAL SOLUTIONS PROPRIETARY LIMITED
 VATOSCAN PROPRIETARY LIMITED
 VH-VZF PTY LTD
 VH-VZG PTY LTD
 VH-VZH PTY LTD
 VIETNAM INTERNATIONAL BANK (VIETNAM INTERNATIONAL COMMERCIAL JOINT STOCK BANK)
 VIPRO PTY LIMITED
 WESTSIDE PROPERTIES LIMITED

Annexure B

This is annexure B referred to in Form 603, Notice of initial substantial holder dated **16/06/2016**



Carla Collingwood Company Secretary Dated the 17 June 2016

CBA Equities Limited ACN 003 485 952

Holder of relevant interest	Date of acquisition	Consideration Cash	Consideration Non-Cash	Class and number of securities
CBA Equities Limited ACN 003 485 952	Tuesday, 26 April 2016	N/A		1,100,000 Ordinary shares (borrowed from Citigroup Global Markets Australia Pty Ltd, see Annexure C)
CBA Equities Limited ACN 003 485 952	Monday, 15 February 2016	N/A		1,264,950 Ordinary shares (borrowed from Barclays Capital Securities Ltd, see Annexure C)
CBA Equities Limited ACN 003 485 952	Tuesday, 16 February 2016	N/A		514,001 Ordinary shares (borrowed from Barclays Capital Securities Ltd, see Annexure C)
CBA Equities Limited ACN 003 485 952	Wednesday, 17 February 2016	N/A		175,814 Ordinary shares (borrowed from Barclays Capital Securities Ltd, see Annexure C)
CBA Equities Limited ACN 003 485 952	Thursday, 18 February 2016	N/A		121,892 Ordinary shares (borrowed from Barclays Capital Securities Ltd, see Annexure C)
CBA Equities Limited ACN 003 485 952	Friday, 19 February 2016	N/A		523,297 Ordinary shares (borrowed from Barclays Capital Securities Ltd, see Annexure C)
CBA Equities Limited ACN 003 485 952	Monday, 22 February 2016	N/A		30,236 Ordinary shares (borrowed from Barclays Capital Securities Ltd, see Annexure C)
CBA Equities Limited ACN 003 485 952	Tuesday, 23 February 2016	N/A		30,236 Ordinary shares (borrowed from Barclays Capital Securities Ltd, see Annexure C)

CBA Equities Limited ACN 003 485 952	Wednesday, 9 March 2016	N/A		332,612 Ordinary shares (borrowed from Barclays Capital Securities Ltd, see Annexure C)
CBA Equities Limited ACN 003 485 952	Thursday, 10 March 2016	N/A		21,408 Ordinary shares (borrowed from Barclays Capital Securities Ltd, see Annexure C)
CBA Equities Limited ACN 003 485 952	Friday, 11 March 2016	N/A		262,491 Ordinary shares (borrowed from Barclays Capital Securities Ltd, see Annexure C)
CBA Equities Limited ACN 003 485 952	Monday, 14 March 2016	N/A		262,491 Ordinary shares (borrowed from Barclays Capital Securities Ltd, see Annexure C)
CBA Equities Limited ACN 003 485 952	Tuesday, 22 March 2016	N/A		462,923 Ordinary shares (borrowed from Barclays Capital Securities Ltd, see Annexure C)
CBA Equities Limited ACN 003 485 952	Thursday, 24 March 2016	N/A		390,043 Ordinary shares (borrowed from Barclays Capital Securities Ltd, see Annexure C)
CBA Equities Limited ACN 003 485 952	Friday, 25 March 2016	N/A		390,043 Ordinary shares (borrowed from Barclays Capital Securities Ltd, see Annexure C)
CBA Equities Limited ACN 003 485 952	Monday, 28 March 2016	N/A		390,043 Ordinary shares (borrowed from Barclays Capital Securities Ltd, see Annexure C)
CBA Equities Limited ACN 003 485 952	Tuesday, 29 March 2016	N/A		70,827 Ordinary shares (borrowed from Barclays Capital Securities Ltd, see Annexure C)
CBA Equities Limited ACN 003 485 952	Wednesday, 30 March 2016	N/A		9,067 Ordinary shares (borrowed from Barclays Capital Securities Ltd, see Annexure C)
CBA Equities Limited ACN 003 485 952	Thursday, 7 April 2016	N/A		314,660 Ordinary shares (borrowed from Barclays Capital Securities Ltd, see Annexure C)
CBA Equities Limited ACN 003 485 952	Friday, 8 April 2016	N/A		314,660 Ordinary shares (borrowed from Barclays Capital Securities Ltd,

				see Annexure C)
CBA Equities Limited ACN 003 485 952	Monday, 11 April 2016	N/A		115,086 Ordinary shares (borrowed from Barclays Capital Securities Ltd, see Annexure C)
CBA Equities Limited ACN 003 485 952	Tuesday, 12 April 2016	N/A		115,086 Ordinary shares (borrowed from Barclays Capital Securities Ltd, see Annexure C)
CBA Equities Limited ACN 003 485 952	Wednesday, 13 April 2016	N/A		115,086 Ordinary shares (borrowed from Barclays Capital Securities Ltd, see Annexure C)
CBA Equities Limited ACN 003 485 952	Thursday, 14 April 2016	N/A		70,683 Ordinary shares (borrowed from Barclays Capital Securities Ltd, see Annexure C)
CBA Equities Limited ACN 003 485 952	Friday, 15 April 2016	N/A		70,683 Ordinary shares (borrowed from Barclays Capital Securities Ltd, see Annexure C)
CBA Equities Limited ACN 003 485 952	Monday, 18 April 2016	N/A		66,569 Ordinary shares (borrowed from Barclays Capital Securities Ltd, see Annexure C)
CBA Equities Limited ACN 003 485 952	Tuesday, 19 April 2016	N/A		365,632 Ordinary shares (borrowed from Barclays Capital Securities Ltd, see Annexure C)
CBA Equities Limited ACN 003 485 952	Thursday, 21 April 2016	N/A		245,972 Ordinary shares (borrowed from Barclays Capital Securities Ltd, see Annexure C)
CBA Equities Limited ACN 003 485 952	Tuesday, 26 April 2016	N/A		768,026 Ordinary shares (borrowed from Barclays Capital Securities Ltd, see Annexure C)
CBA Equities Limited ACN 003 485 952	Wednesday, 27 April 2016	N/A		144,635 Ordinary shares (borrowed from Barclays Capital Securities Ltd, see Annexure C)
CBA Equities Limited ACN 003 485 952	Thursday, 28 April 2016	N/A		19,868 Ordinary shares (borrowed from Barclays Capital Securities Ltd, see Annexure C)
CBA Equities Limited	Friday, 29 April 2016	N/A		288,127 Ordinary shares (borrowed from Barclays

ACN 003 485 952				Capital Securities Ltd, see Annexure C)
CBA Equities Limited ACN 003 485 952	Thursday, 5 May 2016	N/A		9,129 Ordinary shares (borrowed from Barclays Capital Securities Ltd, see Annexure C)
CBA Equities Limited ACN 003 485 952	Friday, 6 May 2016	N/A		465,843 Ordinary shares (borrowed from Barclays Capital Securities Ltd, see Annexure C)
CBA Equities Limited ACN 003 485 952	Monday, 9 May 2016	N/A		1,359,198 Ordinary shares (borrowed from Barclays Capital Securities Ltd, see Annexure C)
CBA Equities Limited ACN 003 485 952	Tuesday, 10 May 2016	N/A		1,025,592 Ordinary shares (borrowed from Barclays Capital Securities Ltd, see Annexure C)
CBA Equities Limited ACN 003 485 952	Friday, 13 May 2016	N/A		127,145 Ordinary shares (borrowed from Barclays Capital Securities Ltd, see Annexure C)
CBA Equities Limited ACN 003 485 952	Thursday, 2 June 2016	N/A		1,446,468 Ordinary shares (borrowed from Barclays Capital Securities Ltd, see Annexure C)
CBA Equities Limited ACN 003 485 952	Monday, 6 June 2016	N/A		588,590 Ordinary shares (borrowed from Barclays Capital Securities Ltd, see Annexure C)
CBA Equities Limited ACN 003 485 952	Tuesday, 14 June 2016	N/A		684,055 Ordinary shares (borrowed from Barclays Capital Securities Ltd, see Annexure C)
CBA Equities Limited ACN 003 485 952	Wednesday, 15 June 2016	N/A		129,561 Ordinary shares (borrowed from Barclays Capital Securities Ltd, see Annexure C)
CBA Equities Limited ACN 003 485 952	Monday, 15 February 2016	16,088.40		14,051 Ordinary shares
CBA Equities Limited ACN 003 485 952	Monday, 15 February 2016	8,085.99		7,062 Ordinary shares
CBA Equities Limited	Monday, 15 February	9,607.32		8,446 Ordinary shares

ACN 003 485 952	2016			
CBA Equities Limited ACN 003 485 952	Monday, 15 February 2016	135.36		119 Ordinary shares
CBA Equities Limited ACN 003 485 952	Monday, 15 February 2016	5,397.44		4,745 Ordinary shares
CBA Equities Limited ACN 003 485 952	Monday, 15 February 2016	5,421.16		4,745 Ordinary shares
CBA Equities Limited ACN 003 485 952	Monday, 15 February 2016	10,750.20		9,430 Ordinary shares
CBA Equities Limited ACN 003 485 952	Monday, 15 February 2016	5,629.49		4,949 Ordinary shares
CBA Equities Limited ACN 003 485 952	Monday, 15 February 2016	2,915.41		2,563 Ordinary shares
CBA Equities Limited ACN 003 485 952	Monday, 15 February 2016	2,249.97		1,978 Ordinary shares
CBA Equities Limited ACN 003 485 952	Monday, 15 February 2016	3,170.21		2,787 Ordinary shares
CBA Equities Limited ACN 003 485 952	Monday, 15 February 2016	376.51		331 Ordinary shares
CBA Equities Limited ACN 003 485 952	Monday, 15 February 2016	3,734.41		3,283 Ordinary shares
CBA Equities Limited ACN 003 485 952	Monday, 15 February 2016	1,245.56		1,095 Ordinary shares
CBA Equities Limited ACN 003 485 952	Monday, 15 February 2016	158.11		139 Ordinary shares
CBA Equities Limited ACN 003 485 952	Monday, 15 February 2016	1,040.81		915 Ordinary shares
CBA Equities Limited ACN 003 485 952	Monday, 15 February 2016	5,409.30		4,745 Ordinary shares
CBA Equities Limited ACN 003 485 952	Tuesday, 16 February 2016	12,783.31		10,675 Ordinary shares
CBA Equities Limited ACN 003 485 952	Tuesday, 16 February 2016	25,536.00		21,280 Ordinary shares
CBA Equities Limited ACN 003 485 952	Tuesday, 16 February 2016	5,987.50		5,000 Ordinary shares
CBA Equities Limited ACN 003 485 952	Wednesday, 17 February 2016	1,510.05		1,277 Ordinary shares

CBA Equities Limited ACN 003 485 952	Wednesday, 17 February 2016	31.93		27 Ordinary shares
CBA Equities Limited ACN 003 485 952	Wednesday, 17 February 2016	18,713.06		15,825 Ordinary shares
CBA Equities Limited ACN 003 485 952	Wednesday, 17 February 2016	5,622.82		4,745 Ordinary shares
CBA Equities Limited ACN 003 485 952	Wednesday, 17 February 2016	5,599.10		4,745 Ordinary shares
CBA Equities Limited ACN 003 485 952	Wednesday, 17 February 2016	4,180.65		3,558 Ordinary shares
CBA Equities Limited ACN 003 485 952	Wednesday, 17 February 2016	1,394.73		1,187 Ordinary shares
CBA Equities Limited ACN 003 485 952	Thursday, 18 February 2016	15,017.44		11,895 Ordinary shares
CBA Equities Limited ACN 003 485 952	Thursday, 18 February 2016	93,347.10		74,085 Ordinary shares
CBA Equities Limited ACN 003 485 952	Thursday, 18 February 2016	14,946.12		11,862 Ordinary shares
CBA Equities Limited ACN 003 485 952	Thursday, 18 February 2016	40,326.30		32,005 Ordinary shares
CBA Equities Limited ACN 003 485 952	Thursday, 18 February 2016	11,886.23		9,490 Ordinary shares
CBA Equities Limited ACN 003 485 952	Thursday, 18 February 2016	2,027.03		1,638 Ordinary shares
CBA Equities Limited ACN 003 485 952	Thursday, 18 February 2016	556.88		450 Ordinary shares
CBA Equities Limited ACN 003 485 952	Thursday, 18 February 2016	330.41		267 Ordinary shares
CBA Equities Limited ACN 003 485 952	Thursday, 18 February 2016	988.76		799 Ordinary shares
CBA Equities Limited ACN 003 485 952	Thursday, 18 February 2016	988.76		799 Ordinary shares
CBA Equities Limited ACN 003 485 952	Thursday, 18 February 2016	988.76		799 Ordinary shares
CBA Equities Limited ACN 003 485 952	Thursday, 18 February 2016	14,650.60		11,815 Ordinary shares
CBA Equities Limited	Thursday, 18 February	1,522.13		1,230 Ordinary shares

ACN 003 485 952	2016			
CBA Equities Limited ACN 003 485 952	Thursday, 18 February 2016	1,998.56		1,615 Ordinary shares
CBA Equities Limited ACN 003 485 952	Thursday, 18 February 2016	1,933.79		1,569 Ordinary shares
CBA Equities Limited ACN 003 485 952	Thursday, 18 February 2016	6,115.67		4,962 Ordinary shares
CBA Equities Limited ACN 003 485 952	Thursday, 18 February 2016	1,015.58		824 Ordinary shares
CBA Equities Limited ACN 003 485 952	Thursday, 18 February 2016	8,177.64		6,635 Ordinary shares
CBA Equities Limited ACN 003 485 952	Thursday, 18 February 2016	1,170.88		950 Ordinary shares
CBA Equities Limited ACN 003 485 952	Thursday, 18 February 2016	3,237.78		2,627 Ordinary shares
CBA Equities Limited ACN 003 485 952	Thursday, 18 February 2016	407.96		331 Ordinary shares
CBA Equities Limited ACN 003 485 952	Thursday, 18 February 2016	8,861.67		7,190 Ordinary shares
CBA Equities Limited ACN 003 485 952	Monday, 22 February 2016	5,137.42		4,211 Ordinary shares
CBA Equities Limited ACN 003 485 952	Monday, 22 February 2016	645.38		529 Ordinary shares
CBA Equities Limited ACN 003 485 952	Tuesday, 23 February 2016	49,999.90		39,370 Ordinary shares
CBA Equities Limited ACN 003 485 952	Tuesday, 23 February 2016	17,672.05		13,915 Ordinary shares
CBA Equities Limited ACN 003 485 952	Tuesday, 23 February 2016	1,631.95		1,285 Ordinary shares
CBA Equities Limited ACN 003 485 952	Tuesday, 23 February 2016	6,395.72		5,036 Ordinary shares
CBA Equities Limited ACN 003 485 952	Tuesday, 23 February 2016	9,686.29		7,627 Ordinary shares
CBA Equities Limited ACN 003 485 952	Tuesday, 23 February 2016	1,488.44		1,172 Ordinary shares
CBA Equities Limited ACN 003 485 952	Tuesday, 23 February 2016	4,725.67		3,721 Ordinary shares

CBA Equities Limited ACN 003 485 952	Tuesday, 23 February 2016	1,631.95		1,285 Ordinary shares
CBA Equities Limited ACN 003 485 952	Tuesday, 23 February 2016	8,817.61		6,943 Ordinary shares
CBA Equities Limited ACN 003 485 952	Wednesday, 24 February 2016	5,972.40		4,740 Ordinary shares
CBA Equities Limited ACN 003 485 952	Thursday, 25 February 2016	9,562.88		7,471 Ordinary shares
CBA Equities Limited ACN 003 485 952	Thursday, 25 February 2016	8,885.83		7,195 Ordinary shares
CBA Equities Limited ACN 003 485 952	Thursday, 25 February 2016	10,821.94		8,745 Ordinary shares
CBA Equities Limited ACN 003 485 952	Thursday, 25 February 2016	8,725.28		7,065 Ordinary shares
CBA Equities Limited ACN 003 485 952	Thursday, 25 February 2016	10,211.26		8,285 Ordinary shares
CBA Equities Limited ACN 003 485 952	Thursday, 25 February 2016	8,669.70		7,020 Ordinary shares
CBA Equities Limited ACN 003 485 952	Thursday, 25 February 2016	5,782.80		4,740 Ordinary shares
CBA Equities Limited ACN 003 485 952	Thursday, 25 February 2016	8,783.25		7,170 Ordinary shares
CBA Equities Limited ACN 003 485 952	Thursday, 25 February 2016	11,731.50		9,480 Ordinary shares
CBA Equities Limited ACN 003 485 952	Thursday, 25 February 2016	67.93		55 Ordinary shares
CBA Equities Limited ACN 003 485 952	Thursday, 25 February 2016	229.71		186 Ordinary shares
CBA Equities Limited ACN 003 485 952	Thursday, 25 February 2016	2,727.11		2,173 Ordinary shares
CBA Equities Limited ACN 003 485 952	Thursday, 25 February 2016	4,711.27		3,754 Ordinary shares
CBA Equities Limited ACN 003 485 952	Friday, 26 February 2016	9,452.11		7,243 Ordinary shares
CBA Equities Limited ACN 003 485 952	Friday, 26 February 2016	11,829.30		9,030 Ordinary shares
CBA Equities Limited	Monday, 29 February	12,750.60		9,480 Ordinary shares

ACN 003 485 952	2016			
CBA Equities Limited ACN 003 485 952	Monday, 29 February 2016	99.94		75 Ordinary shares
CBA Equities Limited ACN 003 485 952	Monday, 29 February 2016	25.32		19 Ordinary shares
CBA Equities Limited ACN 003 485 952	Monday, 29 February 2016	418.64		313 Ordinary shares
CBA Equities Limited ACN 003 485 952	Monday, 29 February 2016	1,270.63		950 Ordinary shares
CBA Equities Limited ACN 003 485 952	Monday, 29 February 2016	972.36		727 Ordinary shares
CBA Equities Limited ACN 003 485 952	Monday, 29 February 2016	333.04		249 Ordinary shares
CBA Equities Limited ACN 003 485 952	Monday, 29 February 2016	104.32		78 Ordinary shares
CBA Equities Limited ACN 003 485 952	Monday, 29 February 2016	29.42		22 Ordinary shares
CBA Equities Limited ACN 003 485 952	Monday, 29 February 2016	6.69		5 Ordinary shares
CBA Equities Limited ACN 003 485 952	Monday, 29 February 2016	1.34		1 Ordinary shares
CBA Equities Limited ACN 003 485 952	Monday, 29 February 2016	12,726.90		9,480 Ordinary shares
CBA Equities Limited ACN 003 485 952	Monday, 29 February 2016	12,924.30		9,645 Ordinary shares
CBA Equities Limited ACN 003 485 952	Monday, 29 February 2016	9,836.75		7,300 Ordinary shares
CBA Equities Limited ACN 003 485 952	Monday, 29 February 2016	9,420.37		6,991 Ordinary shares
CBA Equities Limited ACN 003 485 952	Monday, 29 February 2016	11,891.69		8,825 Ordinary shares
CBA Equities Limited ACN 003 485 952	Monday, 29 February 2016	5,368.44		3,984 Ordinary shares
CBA Equities Limited ACN 003 485 952	Monday, 29 February 2016	6,529.98		4,846 Ordinary shares
CBA Equities Limited ACN 003 485 952	Monday, 29 February 2016	6,387.15		4,740 Ordinary shares

CBA Equities Limited ACN 003 485 952	Monday, 29 February 2016	6,387.15		4,740 Ordinary shares
CBA Equities Limited ACN 003 485 952	Monday, 29 February 2016	14,369.74		10,664 Ordinary shares
CBA Equities Limited ACN 003 485 952	Monday, 29 February 2016	578.79		436 Ordinary shares
CBA Equities Limited ACN 003 485 952	Monday, 29 February 2016	2,548.80		1,920 Ordinary shares
CBA Equities Limited ACN 003 485 952	Monday, 29 February 2016	1,522.64		1,147 Ordinary shares
CBA Equities Limited ACN 003 485 952	Monday, 29 February 2016	9,672.50		7,300 Ordinary shares
CBA Equities Limited ACN 003 485 952	Monday, 29 February 2016	6,387.15		4,740 Ordinary shares
CBA Equities Limited ACN 003 485 952	Monday, 29 February 2016	2,146.21		1,629 Ordinary shares
CBA Equities Limited ACN 003 485 952	Monday, 29 February 2016	715.40		543 Ordinary shares
CBA Equities Limited ACN 003 485 952	Monday, 29 February 2016	2,090.87		1,581 Ordinary shares
CBA Equities Limited ACN 003 485 952	Monday, 29 February 2016	459.31		346 Ordinary shares
CBA Equities Limited ACN 003 485 952	Monday, 29 February 2016	12,125.38		9,134 Ordinary shares
CBA Equities Limited ACN 003 485 952	Monday, 29 February 2016	900.04		678 Ordinary shares
CBA Equities Limited ACN 003 485 952	Monday, 29 February 2016	10,146.67		7,530 Ordinary shares
CBA Equities Limited ACN 003 485 952	Monday, 29 February 2016	53,405.92		39,707 Ordinary shares
CBA Equities Limited ACN 003 485 952	Monday, 29 February 2016	53,405.92		39,707 Ordinary shares
CBA Equities Limited ACN 003 485 952	Monday, 29 February 2016	12,584.70		9,480 Ordinary shares
CBA Equities Limited ACN 003 485 952	Monday, 29 February 2016	8,384.14		6,222 Ordinary shares
CBA Equities Limited	Monday, 29 February	766.73		569 Ordinary shares

ACN 003 485 952	2016			
CBA Equities Limited ACN 003 485 952	Monday, 29 February 2016	1,208.71		897 Ordinary shares
CBA Equities Limited ACN 003 485 952	Monday, 29 February 2016	1,148.07		852 Ordinary shares
CBA Equities Limited ACN 003 485 952	Monday, 29 February 2016	220.99		164 Ordinary shares
CBA Equities Limited ACN 003 485 952	Monday, 29 February 2016	908.21		674 Ordinary shares
CBA Equities Limited ACN 003 485 952	Monday, 29 February 2016	743.82		552 Ordinary shares
CBA Equities Limited ACN 003 485 952	Monday, 29 February 2016	413.68		307 Ordinary shares
CBA Equities Limited ACN 003 485 952	Monday, 29 February 2016	202.13		150 Ordinary shares
CBA Equities Limited ACN 003 485 952	Monday, 29 February 2016	88.93		66 Ordinary shares
CBA Equities Limited ACN 003 485 952	Monday, 29 February 2016	33.69		25 Ordinary shares
CBA Equities Limited ACN 003 485 952	Monday, 29 February 2016	12.13		9 Ordinary shares
CBA Equities Limited ACN 003 485 952	Monday, 29 February 2016	4.04		3 Ordinary shares
CBA Equities Limited ACN 003 485 952	Monday, 29 February 2016	3,170.67		2,353 Ordinary shares
CBA Equities Limited ACN 003 485 952	Monday, 29 February 2016	9,722.21		7,215 Ordinary shares
CBA Equities Limited ACN 003 485 952	Monday, 29 February 2016	6,387.15		4,740 Ordinary shares
CBA Equities Limited ACN 003 485 952	Monday, 29 February 2016	5,300.71		3,993 Ordinary shares
CBA Equities Limited ACN 003 485 952	Monday, 29 February 2016	877.48		661 Ordinary shares
CBA Equities Limited ACN 003 485 952	Monday, 29 February 2016	12,726.63		9,605 Ordinary shares
CBA Equities Limited ACN 003 485 952	Monday, 29 February 2016	965.09		727 Ordinary shares

CBA Equities Limited ACN 003 485 952	Tuesday, 1 March 2016	6,256.80		4,740 Ordinary shares
CBA Equities Limited ACN 003 485 952	Tuesday, 1 March 2016	6,304.20		4,740 Ordinary shares
CBA Equities Limited ACN 003 485 952	Tuesday, 1 March 2016	11,694.60		8,760 Ordinary shares
CBA Equities Limited ACN 003 485 952	Tuesday, 1 March 2016	6,280.50		4,740 Ordinary shares
CBA Equities Limited ACN 003 485 952	Tuesday, 1 March 2016	6,304.20		4,740 Ordinary shares
CBA Equities Limited ACN 003 485 952	Tuesday, 1 March 2016	6,280.50		4,740 Ordinary shares
CBA Equities Limited ACN 003 485 952	Tuesday, 1 March 2016	6,304.20		4,740 Ordinary shares
CBA Equities Limited ACN 003 485 952	Tuesday, 1 March 2016	11,657.45		8,765 Ordinary shares
CBA Equities Limited ACN 003 485 952	Tuesday, 1 March 2016	6,304.20		4,740 Ordinary shares
CBA Equities Limited ACN 003 485 952	Tuesday, 1 March 2016	6,280.50		4,740 Ordinary shares
CBA Equities Limited ACN 003 485 952	Tuesday, 1 March 2016	10,131.56		7,575 Ordinary shares
CBA Equities Limited ACN 003 485 952	Tuesday, 1 March 2016	9,491.85		7,110 Ordinary shares
CBA Equities Limited ACN 003 485 952	Tuesday, 1 March 2016	6,280.50		4,740 Ordinary shares
CBA Equities Limited ACN 003 485 952	Tuesday, 1 March 2016	6,493.80		4,740 Ordinary shares
CBA Equities Limited ACN 003 485 952	Tuesday, 1 March 2016	6,209.40		4,740 Ordinary shares
CBA Equities Limited ACN 003 485 952	Wednesday, 2 March 2016	12,555.44		9,215 Ordinary shares
CBA Equities Limited ACN 003 485 952	Wednesday, 2 March 2016	7,142.23		5,242 Ordinary shares
CBA Equities Limited ACN 003 485 952	Wednesday, 2 March 2016	12,193.76		8,966 Ordinary shares
CBA Equities Limited	Wednesday, 2 March	685.44		504 Ordinary shares

ACN 003 485 952	2016			
CBA Equities Limited ACN 003 485 952	Wednesday, 2 March 2016	3,701.91		2,717 Ordinary shares
CBA Equities Limited ACN 003 485 952	Wednesday, 2 March 2016	320.19		235 Ordinary shares
CBA Equities Limited ACN 003 485 952	Wednesday, 2 March 2016	3,451.21		2,533 Ordinary shares
CBA Equities Limited ACN 003 485 952	Wednesday, 2 March 2016	307.93		226 Ordinary shares
CBA Equities Limited ACN 003 485 952	Wednesday, 2 March 2016	325.64		239 Ordinary shares
CBA Equities Limited ACN 003 485 952	Wednesday, 2 March 2016	12,916.50		9,480 Ordinary shares
CBA Equities Limited ACN 003 485 952	Wednesday, 2 March 2016	10,540.00		7,750 Ordinary shares
CBA Equities Limited ACN 003 485 952	Thursday, 3 March 2016	6,588.60		4,740 Ordinary shares
CBA Equities Limited ACN 003 485 952	Thursday, 3 March 2016	6,493.80		4,740 Ordinary shares
CBA Equities Limited ACN 003 485 952	Thursday, 3 March 2016	13,390.50		9,480 Ordinary shares
CBA Equities Limited ACN 003 485 952	Thursday, 3 March 2016	13,082.71		9,295 Ordinary shares
CBA Equities Limited ACN 003 485 952	Thursday, 3 March 2016	6,541.20		4,740 Ordinary shares
CBA Equities Limited ACN 003 485 952	Thursday, 3 March 2016	6,517.50		4,740 Ordinary shares
CBA Equities Limited ACN 003 485 952	Thursday, 3 March 2016	4,268.35		3,127 Ordinary shares
CBA Equities Limited ACN 003 485 952	Thursday, 3 March 2016	10,085.85		7,230 Ordinary shares
CBA Equities Limited ACN 003 485 952	Thursday, 3 March 2016	6,493.80		4,740 Ordinary shares
CBA Equities Limited ACN 003 485 952	Friday, 4 March 2016	19,614.63		14,973 Ordinary shares
CBA Equities Limited ACN 003 485 952	Monday, 7 March 2016	6,470.10		4,740 Ordinary shares

CBA Equities Limited ACN 003 485 952	Tuesday, 8 March 2016	5,862.96		4,311 Ordinary shares
CBA Equities Limited ACN 003 485 952	Tuesday, 8 March 2016	33,264.24		24,459 Ordinary shares
CBA Equities Limited ACN 003 485 952	Tuesday, 8 March 2016	53,865.52		39,607 Ordinary shares
CBA Equities Limited ACN 003 485 952	Wednesday, 9 March 2016	15,934.22		11,847 Ordinary shares
CBA Equities Limited ACN 003 485 952	Friday, 11 March 2016	55,619.20		39,728 Ordinary shares
CBA Equities Limited ACN 003 485 952	Friday, 11 March 2016	31,556.00		22,540 Ordinary shares
CBA Equities Limited ACN 003 485 952	Friday, 11 March 2016	7,375.20		5,268 Ordinary shares
CBA Equities Limited ACN 003 485 952	Friday, 11 March 2016	10,816.40		7,726 Ordinary shares
CBA Equities Limited ACN 003 485 952	Wednesday, 16 March 2016	18,589.75		14,030 Ordinary shares
CBA Equities Limited ACN 003 485 952	Wednesday, 16 March 2016	51.67		39 Ordinary shares
CBA Equities Limited ACN 003 485 952	Wednesday, 16 March 2016	36,972.80		27,904 Ordinary shares
CBA Equities Limited ACN 003 485 952	Wednesday, 16 March 2016	5,375.52		4,057 Ordinary shares
CBA Equities Limited ACN 003 485 952	Thursday, 17 March 2016	636,864.22		473,505 Ordinary shares
CBA Equities Limited ACN 003 485 952	Thursday, 17 March 2016	101,512.53		75,474 Ordinary shares
CBA Equities Limited ACN 003 485 952	Thursday, 17 March 2016	21,692.16		16,128 Ordinary shares
CBA Equities Limited ACN 003 485 952	Thursday, 17 March 2016	4,901.18		3,644 Ordinary shares
CBA Equities Limited ACN 003 485 952	Friday, 18 March 2016	50,647.73		38,081 Ordinary shares
CBA Equities Limited ACN 003 485 952	Friday, 18 March 2016	14,610.05		10,985 Ordinary shares
CBA Equities Limited	Friday, 18 March 2016	35,202.44		26,468 Ordinary shares

ACN 003 485 952				
CBA Equities Limited ACN 003 485 952	Wednesday, 23 March 2016	56,446.53		42,441 Ordinary shares
CBA Equities Limited ACN 003 485 952	Wednesday, 23 March 2016	2,493.75		1,875 Ordinary shares
CBA Equities Limited ACN 003 485 952	Thursday, 24 March 2016	311.49		241 Ordinary shares
CBA Equities Limited ACN 003 485 952	Thursday, 24 March 2016	5,206.19		4,028 Ordinary shares
CBA Equities Limited ACN 003 485 952	Thursday, 24 March 2016	49,904.12		38,536 Ordinary shares
CBA Equities Limited ACN 003 485 952	Thursday, 24 March 2016	71,021.68		54,843 Ordinary shares
CBA Equities Limited ACN 003 485 952	Thursday, 24 March 2016	156.39		121 Ordinary shares
CBA Equities Limited ACN 003 485 952	Thursday, 24 March 2016	144.76		112 Ordinary shares
CBA Equities Limited ACN 003 485 952	Tuesday, 29 March 2016	19,768.32		15,444 Ordinary shares
CBA Equities Limited ACN 003 485 952	Thursday, 31 March 2016	30,160.00		23,200 Ordinary shares
CBA Equities Limited ACN 003 485 952	Thursday, 31 March 2016	794.52		610 Ordinary shares
CBA Equities Limited ACN 003 485 952	Thursday, 31 March 2016	25,539.42		19,608 Ordinary shares
CBA Equities Limited ACN 003 485 952	Thursday, 31 March 2016	6,496.87		4,988 Ordinary shares
CBA Equities Limited ACN 003 485 952	Thursday, 31 March 2016	4,018.21		3,085 Ordinary shares
CBA Equities Limited ACN 003 485 952	Thursday, 31 March 2016	2,142.61		1,645 Ordinary shares
CBA Equities Limited ACN 003 485 952	Thursday, 31 March 2016	27,889.13		21,412 Ordinary shares
CBA Equities Limited ACN 003 485 952	Thursday, 31 March 2016	4,908.80		3,776 Ordinary shares
CBA Equities Limited ACN 003 485 952	Thursday, 31 March 2016	10,520.90		8,093 Ordinary shares

CBA Equities Limited ACN 003 485 952	Thursday, 31 March 2016	67,507.70		51,929 Ordinary shares
CBA Equities Limited ACN 003 485 952	Thursday, 31 March 2016	3,996.20		3,074 Ordinary shares
CBA Equities Limited ACN 003 485 952	Thursday, 31 March 2016	33,913.10		26,087 Ordinary shares
CBA Equities Limited ACN 003 485 952	Thursday, 31 March 2016	74.10		57 Ordinary shares
CBA Equities Limited ACN 003 485 952	Thursday, 31 March 2016	3,974.10		3,057 Ordinary shares
CBA Equities Limited ACN 003 485 952	Thursday, 31 March 2016	5,118.10		3,937 Ordinary shares
CBA Equities Limited ACN 003 485 952	Thursday, 31 March 2016	37,098.10		28,537 Ordinary shares
CBA Equities Limited ACN 003 485 952	Thursday, 31 March 2016	50,000.60		38,462 Ordinary shares
CBA Equities Limited ACN 003 485 952	Monday, 4 April 2016	19,659.17		15,007 Ordinary shares
CBA Equities Limited ACN 003 485 952	Monday, 4 April 2016	340.60		260 Ordinary shares
CBA Equities Limited ACN 003 485 952	Monday, 4 April 2016	9,721.80		7,365 Ordinary shares
CBA Equities Limited ACN 003 485 952	Monday, 4 April 2016	10,755.10		8,210 Ordinary shares
CBA Equities Limited ACN 003 485 952	Monday, 4 April 2016	4,543.56		3,475 Ordinary shares
CBA Equities Limited ACN 003 485 952	Monday, 4 April 2016	1,314.04		1,005 Ordinary shares
CBA Equities Limited ACN 003 485 952	Monday, 4 April 2016	2,289.43		1,751 Ordinary shares
CBA Equities Limited ACN 003 485 952	Monday, 4 April 2016	1,144.06		875 Ordinary shares
CBA Equities Limited ACN 003 485 952	Monday, 4 April 2016	572.69		438 Ordinary shares
CBA Equities Limited ACN 003 485 952	Monday, 4 April 2016	571.38		437 Ordinary shares
CBA Equities Limited	Monday, 4 April 2016	12,384.45		9,490 Ordinary shares

ACN 003 485 952				
CBA Equities Limited ACN 003 485 952	Monday, 4 April 2016	6,168.50		4,745 Ordinary shares
CBA Equities Limited ACN 003 485 952	Monday, 4 April 2016	372.04		284 Ordinary shares
CBA Equities Limited ACN 003 485 952	Monday, 4 April 2016	9,505.36		7,256 Ordinary shares
CBA Equities Limited ACN 003 485 952	Monday, 4 April 2016	290.46		223 Ordinary shares
CBA Equities Limited ACN 003 485 952	Monday, 4 April 2016	640.83		492 Ordinary shares
CBA Equities Limited ACN 003 485 952	Monday, 4 April 2016	313.90		241 Ordinary shares
CBA Equities Limited ACN 003 485 952	Monday, 4 April 2016	346.46		266 Ordinary shares
CBA Equities Limited ACN 003 485 952	Monday, 4 April 2016	5,292.06		4,063 Ordinary shares
CBA Equities Limited ACN 003 485 952	Monday, 4 April 2016	6,180.36		4,745 Ordinary shares
CBA Equities Limited ACN 003 485 952	Monday, 4 April 2016	6,180.36		4,745 Ordinary shares
CBA Equities Limited ACN 003 485 952	Monday, 4 April 2016	1,521.97		1,173 Ordinary shares
CBA Equities Limited ACN 003 485 952	Tuesday, 5 April 2016	6,308.90		4,853 Ordinary shares
CBA Equities Limited ACN 003 485 952	Tuesday, 5 April 2016	1,976.00		1,520 Ordinary shares
CBA Equities Limited ACN 003 485 952	Tuesday, 5 April 2016	11,562.20		8,894 Ordinary shares
CBA Equities Limited ACN 003 485 952	Wednesday, 6 April 2016	6,097.32		4,745 Ordinary shares
CBA Equities Limited ACN 003 485 952	Wednesday, 6 April 2016	19,923.57		15,385 Ordinary shares
CBA Equities Limited ACN 003 485 952	Thursday, 7 April 2016	1,753.70		1,349 Ordinary shares
CBA Equities Limited ACN 003 485 952	Thursday, 7 April 2016	12,067.90		9,283 Ordinary shares

CBA Equities Limited ACN 003 485 952	Thursday, 7 April 2016	6,178.90		4,753 Ordinary shares
CBA Equities Limited ACN 003 485 952	Thursday, 7 April 2016	1,865.50		1,435 Ordinary shares
CBA Equities Limited ACN 003 485 952	Thursday, 7 April 2016	18,135.00		13,950 Ordinary shares
CBA Equities Limited ACN 003 485 952	Friday, 8 April 2016	3,951.27		3,063 Ordinary shares
CBA Equities Limited ACN 003 485 952	Monday, 11 April 2016	115.90		95 Ordinary shares
CBA Equities Limited ACN 003 485 952	Monday, 11 April 2016	1,329.80		1,090 Ordinary shares
CBA Equities Limited ACN 003 485 952	Monday, 11 April 2016	6.10		5 Ordinary shares
CBA Equities Limited ACN 003 485 952	Monday, 11 April 2016	1,018.70		835 Ordinary shares
CBA Equities Limited ACN 003 485 952	Monday, 11 April 2016	147.62		121 Ordinary shares
CBA Equities Limited ACN 003 485 952	Monday, 11 April 2016	346.48		284 Ordinary shares
CBA Equities Limited ACN 003 485 952	Monday, 11 April 2016	5,941.40		4,870 Ordinary shares
CBA Equities Limited ACN 003 485 952	Monday, 11 April 2016	31.72		26 Ordinary shares
CBA Equities Limited ACN 003 485 952	Monday, 11 April 2016	5,782.80		4,740 Ordinary shares
CBA Equities Limited ACN 003 485 952	Monday, 11 April 2016	5,759.10		4,740 Ordinary shares
CBA Equities Limited ACN 003 485 952	Monday, 11 April 2016	4,941.72		3,922 Ordinary shares
CBA Equities Limited ACN 003 485 952	Tuesday, 12 April 2016	608.58		483 Ordinary shares
CBA Equities Limited ACN 003 485 952	Tuesday, 12 April 2016	346.50		275 Ordinary shares
CBA Equities Limited ACN 003 485 952	Tuesday, 12 April 2016	48,532.48		37,916 Ordinary shares
CBA Equities Limited	Tuesday, 12 April 2016	27.83		23 Ordinary shares

ACN 003 485 952				
CBA Equities Limited ACN 003 485 952	Tuesday, 12 April 2016	390.83		323 Ordinary shares
CBA Equities Limited ACN 003 485 952	Tuesday, 12 April 2016	574.75		475 Ordinary shares
CBA Equities Limited ACN 003 485 952	Tuesday, 12 April 2016	87.12		72 Ordinary shares
CBA Equities Limited ACN 003 485 952	Tuesday, 12 April 2016	687.28		568 Ordinary shares
CBA Equities Limited ACN 003 485 952	Tuesday, 12 April 2016	4,242.26		3,506 Ordinary shares
CBA Equities Limited ACN 003 485 952	Tuesday, 12 April 2016	6.05		5 Ordinary shares
CBA Equities Limited ACN 003 485 952	Tuesday, 12 April 2016	4,365.68		3,608 Ordinary shares
CBA Equities Limited ACN 003 485 952	Tuesday, 12 April 2016	228.69		189 Ordinary shares
CBA Equities Limited ACN 003 485 952	Tuesday, 12 April 2016	287.98		238 Ordinary shares
CBA Equities Limited ACN 003 485 952	Tuesday, 12 April 2016	56.87		47 Ordinary shares
CBA Equities Limited ACN 003 485 952	Tuesday, 12 April 2016	11,613.00		9,480 Ordinary shares
CBA Equities Limited ACN 003 485 952	Tuesday, 12 April 2016	546.84		434 Ordinary shares
CBA Equities Limited ACN 003 485 952	Tuesday, 12 April 2016	346.50		275 Ordinary shares
CBA Equities Limited ACN 003 485 952	Tuesday, 12 April 2016	4,156.71		3,273 Ordinary shares
CBA Equities Limited ACN 003 485 952	Wednesday, 13 April 2016	9,613.99		7,215 Ordinary shares
CBA Equities Limited ACN 003 485 952	Wednesday, 13 April 2016	8,180.88		6,128 Ordinary shares
CBA Equities Limited ACN 003 485 952	Wednesday, 13 April 2016	8,377.85		6,311 Ordinary shares
CBA Equities Limited ACN 003 485 952	Wednesday, 13 April 2016	2,162.50		1,629 Ordinary shares

CBA Equities Limited ACN 003 485 952	Wednesday, 13 April 2016	9,669.10		7,270 Ordinary shares
CBA Equities Limited ACN 003 485 952	Wednesday, 13 April 2016	9,331.08		7,069 Ordinary shares
CBA Equities Limited ACN 003 485 952	Wednesday, 13 April 2016	15,643.32		11,851 Ordinary shares
CBA Equities Limited ACN 003 485 952	Wednesday, 13 April 2016	2,963.48		2,224 Ordinary shares
CBA Equities Limited ACN 003 485 952	Wednesday, 13 April 2016	9,538.57		7,145 Ordinary shares
CBA Equities Limited ACN 003 485 952	Wednesday, 13 April 2016	1,445.71		1,087 Ordinary shares
CBA Equities Limited ACN 003 485 952	Wednesday, 13 April 2016	6,280.50		4,740 Ordinary shares
CBA Equities Limited ACN 003 485 952	Thursday, 14 April 2016	6,517.50		4,740 Ordinary shares
CBA Equities Limited ACN 003 485 952	Thursday, 14 April 2016	45,347.50		32,980 Ordinary shares
CBA Equities Limited ACN 003 485 952	Friday, 15 April 2016	6,442.80		4,720 Ordinary shares
CBA Equities Limited ACN 003 485 952	Friday, 15 April 2016	6,442.80		4,720 Ordinary shares
CBA Equities Limited ACN 003 485 952	Friday, 15 April 2016	6,442.80		4,720 Ordinary shares
CBA Equities Limited ACN 003 485 952	Friday, 15 April 2016	32,346.40		23,697 Ordinary shares
CBA Equities Limited ACN 003 485 952	Friday, 15 April 2016	73,054.80		53,520 Ordinary shares
CBA Equities Limited ACN 003 485 952	Friday, 15 April 2016	4,944.96		3,636 Ordinary shares
CBA Equities Limited ACN 003 485 952	Friday, 15 April 2016	117.39		86 Ordinary shares
CBA Equities Limited ACN 003 485 952	Friday, 15 April 2016	9,041.76		6,624 Ordinary shares
CBA Equities Limited ACN 003 485 952	Friday, 15 April 2016	12,932.80		9,440 Ordinary shares
CBA Equities Limited	Friday, 15 April 2016	6,442.80		4,720 Ordinary shares

ACN 003 485 952				
CBA Equities Limited ACN 003 485 952	Friday, 15 April 2016	6,442.80		4,720 Ordinary shares
CBA Equities Limited ACN 003 485 952	Friday, 15 April 2016	6,442.80		4,720 Ordinary shares
CBA Equities Limited ACN 003 485 952	Friday, 15 April 2016	546.00		400 Ordinary shares
CBA Equities Limited ACN 003 485 952	Monday, 18 April 2016	49,637.84		36,232 Ordinary shares
CBA Equities Limited ACN 003 485 952	Monday, 18 April 2016	3,471.05		2,529 Ordinary shares
CBA Equities Limited ACN 003 485 952	Monday, 18 April 2016	2,640.69		1,924 Ordinary shares
CBA Equities Limited ACN 003 485 952	Monday, 18 April 2016	4,160.05		3,031 Ordinary shares
CBA Equities Limited ACN 003 485 952	Monday, 18 April 2016	1,546.81		1,127 Ordinary shares
CBA Equities Limited ACN 003 485 952	Monday, 18 April 2016	807.03		588 Ordinary shares
CBA Equities Limited ACN 003 485 952	Monday, 18 April 2016	605.27		441 Ordinary shares
CBA Equities Limited ACN 003 485 952	Monday, 18 April 2016	1,358.78		990 Ordinary shares
CBA Equities Limited ACN 003 485 952	Monday, 18 April 2016	775.46		565 Ordinary shares
CBA Equities Limited ACN 003 485 952	Monday, 18 April 2016	1,603.08		1,168 Ordinary shares
CBA Equities Limited ACN 003 485 952	Monday, 18 April 2016	35.69		26 Ordinary shares
CBA Equities Limited ACN 003 485 952	Tuesday, 19 April 2016	1,249.92		896 Ordinary shares
CBA Equities Limited ACN 003 485 952	Tuesday, 19 April 2016	5,360.98		3,843 Ordinary shares
CBA Equities Limited ACN 003 485 952	Tuesday, 19 April 2016	10,251.68		7,245 Ordinary shares
CBA Equities Limited ACN 003 485 952	Tuesday, 19 April 2016	761.34		539 Ordinary shares

CBA Equities Limited ACN 003 485 952	Tuesday, 19 April 2016	257.07		182 Ordinary shares
CBA Equities Limited ACN 003 485 952	Tuesday, 19 April 2016	4,964.94		3,515 Ordinary shares
CBA Equities Limited ACN 003 485 952	Tuesday, 19 April 2016	22,261.00		15,760 Ordinary shares
CBA Equities Limited ACN 003 485 952	Tuesday, 19 April 2016	9,696.81		6,865 Ordinary shares
CBA Equities Limited ACN 003 485 952	Tuesday, 19 April 2016	772.64		547 Ordinary shares
CBA Equities Limited ACN 003 485 952	Tuesday, 19 April 2016	161.03		114 Ordinary shares
CBA Equities Limited ACN 003 485 952	Tuesday, 19 April 2016	4,111.79		2,911 Ordinary shares
CBA Equities Limited ACN 003 485 952	Tuesday, 19 April 2016	8,099.28		5,734 Ordinary shares
CBA Equities Limited ACN 003 485 952	Tuesday, 19 April 2016	16,822.74		11,847 Ordinary shares
CBA Equities Limited ACN 003 485 952	Tuesday, 19 April 2016	15,205.56		10,765 Ordinary shares
CBA Equities Limited ACN 003 485 952	Tuesday, 19 April 2016	18,798.28		13,285 Ordinary shares
CBA Equities Limited ACN 003 485 952	Wednesday, 20 April 2016	10,642.43		7,365 Ordinary shares
CBA Equities Limited ACN 003 485 952	Wednesday, 20 April 2016	13,715.06		9,475 Ordinary shares
CBA Equities Limited ACN 003 485 952	Wednesday, 20 April 2016	6,842.08		4,735 Ordinary shares
CBA Equities Limited ACN 003 485 952	Wednesday, 20 April 2016	6,842.08		4,735 Ordinary shares
CBA Equities Limited ACN 003 485 952	Wednesday, 20 April 2016	4,202.09		2,903 Ordinary shares
CBA Equities Limited ACN 003 485 952	Wednesday, 20 April 2016	13,833.50		9,475 Ordinary shares
CBA Equities Limited ACN 003 485 952	Wednesday, 20 April 2016	1,574.70		1,086 Ordinary shares
CBA Equities Limited	Wednesday, 20 April	54,649.05		37,689 Ordinary shares

ACN 003 485 952	2016			
CBA Equities Limited ACN 003 485 952	Wednesday, 20 April 2016	6,258.20		4,316 Ordinary shares
CBA Equities Limited ACN 003 485 952	Wednesday, 20 April 2016	34,353.40		23,692 Ordinary shares
CBA Equities Limited ACN 003 485 952	Wednesday, 20 April 2016	13,715.06		9,475 Ordinary shares
CBA Equities Limited ACN 003 485 952	Wednesday, 20 April 2016	4,008.13		2,769 Ordinary shares
CBA Equities Limited ACN 003 485 952	Thursday, 21 April 2016	13,684.15		9,470 Ordinary shares
CBA Equities Limited ACN 003 485 952	Thursday, 21 April 2016	6,747.38		4,735 Ordinary shares
CBA Equities Limited ACN 003 485 952	Thursday, 21 April 2016	6,629.00		4,735 Ordinary shares
CBA Equities Limited ACN 003 485 952	Thursday, 21 April 2016	21.41		15 Ordinary shares
CBA Equities Limited ACN 003 485 952	Thursday, 21 April 2016	4,813.53		3,372 Ordinary shares
CBA Equities Limited ACN 003 485 952	Thursday, 21 April 2016	3,762.89		2,636 Ordinary shares
CBA Equities Limited ACN 003 485 952	Thursday, 21 April 2016	6,842.08		4,735 Ordinary shares
CBA Equities Limited ACN 003 485 952	Thursday, 21 April 2016	7,505.19		5,221 Ordinary shares
CBA Equities Limited ACN 003 485 952	Thursday, 21 April 2016	10,195.90		7,130 Ordinary shares
CBA Equities Limited ACN 003 485 952	Thursday, 21 April 2016	6,700.03		4,735 Ordinary shares
CBA Equities Limited ACN 003 485 952	Thursday, 21 April 2016	6,652.68		4,735 Ordinary shares
CBA Equities Limited ACN 003 485 952	Thursday, 21 April 2016	217.53		154 Ordinary shares
CBA Equities Limited ACN 003 485 952	Thursday, 21 April 2016	5,462.14		3,867 Ordinary shares
CBA Equities Limited ACN 003 485 952	Thursday, 21 April 2016	1,360.24		963 Ordinary shares

CBA Equities Limited ACN 003 485 952	Thursday, 21 April 2016	10,095.60		7,160 Ordinary shares
CBA Equities Limited ACN 003 485 952	Thursday, 21 April 2016	6,652.68		4,735 Ordinary shares
CBA Equities Limited ACN 003 485 952	Thursday, 21 April 2016	6,652.68		4,735 Ordinary shares
CBA Equities Limited ACN 003 485 952	Thursday, 21 April 2016	6,652.68		4,735 Ordinary shares
CBA Equities Limited ACN 003 485 952	Thursday, 21 April 2016	6,629.00		4,735 Ordinary shares
CBA Equities Limited ACN 003 485 952	Thursday, 21 April 2016	11,493.49		8,195 Ordinary shares
CBA Equities Limited ACN 003 485 952	Thursday, 21 April 2016	10,059.00		7,185 Ordinary shares
CBA Equities Limited ACN 003 485 952	Thursday, 21 April 2016	3,482.41		2,483 Ordinary shares
CBA Equities Limited ACN 003 485 952	Thursday, 21 April 2016	13,281.68		9,470 Ordinary shares
CBA Equities Limited ACN 003 485 952	Thursday, 21 April 2016	358.91		255 Ordinary shares
CBA Equities Limited ACN 003 485 952	Thursday, 21 April 2016	1,176.67		836 Ordinary shares
CBA Equities Limited ACN 003 485 952	Thursday, 21 April 2016	16,988.97		11,839 Ordinary shares
CBA Equities Limited ACN 003 485 952	Friday, 22 April 2016	12,987.94		9,195 Ordinary shares
CBA Equities Limited ACN 003 485 952	Friday, 22 April 2016	5,036.98		3,566 Ordinary shares
CBA Equities Limited ACN 003 485 952	Friday, 22 April 2016	5,755.94		4,075 Ordinary shares
CBA Equities Limited ACN 003 485 952	Friday, 22 April 2016	6,688.19		4,735 Ordinary shares
CBA Equities Limited ACN 003 485 952	Friday, 22 April 2016	4,226.20		2,992 Ordinary shares
CBA Equities Limited ACN 003 485 952	Friday, 22 April 2016	12,935.68		9,158 Ordinary shares
CBA Equities Limited	Friday, 22 April 2016	13,376.38		9,470 Ordinary shares

ACN 003 485 952				
CBA Equities Limited ACN 003 485 952	Friday, 22 April 2016	13,037.38		9,230 Ordinary shares
CBA Equities Limited ACN 003 485 952	Friday, 22 April 2016	11,801.44		8,355 Ordinary shares
CBA Equities Limited ACN 003 485 952	Friday, 22 April 2016	6,688.19		4,735 Ordinary shares
CBA Equities Limited ACN 003 485 952	Friday, 22 April 2016	6,688.19		4,735 Ordinary shares
CBA Equities Limited ACN 003 485 952	Friday, 22 April 2016	6,688.19		4,735 Ordinary shares
CBA Equities Limited ACN 003 485 952	Friday, 22 April 2016	6,688.19		4,735 Ordinary shares
CBA Equities Limited ACN 003 485 952	Friday, 22 April 2016	6,170.16		4,376 Ordinary shares
CBA Equities Limited ACN 003 485 952	Friday, 22 April 2016	7,492.74		5,314 Ordinary shares
CBA Equities Limited ACN 003 485 952	Friday, 22 April 2016	4,877.60		3,484 Ordinary shares
CBA Equities Limited ACN 003 485 952	Friday, 22 April 2016	143.25		100 Ordinary shares
CBA Equities Limited ACN 003 485 952	Friday, 22 April 2016	48.71		34 Ordinary shares
CBA Equities Limited ACN 003 485 952	Friday, 22 April 2016	12,785.06		8,925 Ordinary shares
CBA Equities Limited ACN 003 485 952	Friday, 22 April 2016	4,421.13		3,130 Ordinary shares
CBA Equities Limited ACN 003 485 952	Friday, 22 April 2016	76.28		54 Ordinary shares
CBA Equities Limited ACN 003 485 952	Friday, 22 April 2016	13,376.38		9,470 Ordinary shares
CBA Equities Limited ACN 003 485 952	Friday, 22 April 2016	6,711.86		4,735 Ordinary shares
CBA Equities Limited ACN 003 485 952	Friday, 22 April 2016	13,392.98		9,465 Ordinary shares
CBA Equities Limited ACN 003 485 952	Tuesday, 26 April 2016	10,332.00		7,200 Ordinary shares

CBA Equities Limited ACN 003 485 952	Tuesday, 26 April 2016	10,403.75		7,250 Ordinary shares
CBA Equities Limited ACN 003 485 952	Tuesday, 26 April 2016	148.58		103 Ordinary shares
CBA Equities Limited ACN 003 485 952	Tuesday, 26 April 2016	6,853.91		4,735 Ordinary shares
CBA Equities Limited ACN 003 485 952	Tuesday, 26 April 2016	6,842.08		4,735 Ordinary shares
CBA Equities Limited ACN 003 485 952	Tuesday, 26 April 2016	6,782.89		4,735 Ordinary shares
CBA Equities Limited ACN 003 485 952	Tuesday, 26 April 2016	6,782.89		4,735 Ordinary shares
CBA Equities Limited ACN 003 485 952	Tuesday, 26 April 2016	6,573.74		4,589 Ordinary shares
CBA Equities Limited ACN 003 485 952	Tuesday, 26 April 2016	1,423.91		994 Ordinary shares
CBA Equities Limited ACN 003 485 952	Tuesday, 26 April 2016	10,823.05		7,490 Ordinary shares
CBA Equities Limited ACN 003 485 952	Tuesday, 26 April 2016	6,853.91		4,735 Ordinary shares
CBA Equities Limited ACN 003 485 952	Tuesday, 26 April 2016	666.08		457 Ordinary shares
CBA Equities Limited ACN 003 485 952	Tuesday, 26 April 2016	1,683.34		1,151 Ordinary shares
CBA Equities Limited ACN 003 485 952	Tuesday, 26 April 2016	240.49		165 Ordinary shares
CBA Equities Limited ACN 003 485 952	Tuesday, 26 April 2016	4,569.26		3,135 Ordinary shares
CBA Equities Limited ACN 003 485 952	Tuesday, 26 April 2016	2,332.00		1,600 Ordinary shares
CBA Equities Limited ACN 003 485 952	Tuesday, 26 April 2016	199.07		138 Ordinary shares
CBA Equities Limited ACN 003 485 952	Tuesday, 26 April 2016	2,945.58		2,042 Ordinary shares
CBA Equities Limited ACN 003 485 952	Tuesday, 26 April 2016	6,782.89		4,735 Ordinary shares
CBA Equities Limited	Tuesday, 26 April 2016	6,782.89		4,735 Ordinary shares

ACN 003 485 952				
CBA Equities Limited ACN 003 485 952	Tuesday, 26 April 2016	1,683.34		1,151 Ordinary shares
CBA Equities Limited ACN 003 485 952	Tuesday, 26 April 2016	1,683.34		1,151 Ordinary shares
CBA Equities Limited ACN 003 485 952	Tuesday, 26 April 2016	1,530.49		1,061 Ordinary shares
CBA Equities Limited ACN 003 485 952	Tuesday, 26 April 2016	6,830.24		4,735 Ordinary shares
CBA Equities Limited ACN 003 485 952	Tuesday, 26 April 2016	6,782.89		4,735 Ordinary shares
CBA Equities Limited ACN 003 485 952	Tuesday, 26 April 2016	6,818.40		4,735 Ordinary shares
CBA Equities Limited ACN 003 485 952	Tuesday, 26 April 2016	6,830.24		4,735 Ordinary shares
CBA Equities Limited ACN 003 485 952	Tuesday, 26 April 2016	3,903.60		2,651 Ordinary shares
CBA Equities Limited ACN 003 485 952	Tuesday, 26 April 2016	6,972.29		4,735 Ordinary shares
CBA Equities Limited ACN 003 485 952	Tuesday, 26 April 2016	269.75		187 Ordinary shares
CBA Equities Limited ACN 003 485 952	Tuesday, 26 April 2016	842.42		584 Ordinary shares
CBA Equities Limited ACN 003 485 952	Tuesday, 26 April 2016	1,191.50		826 Ordinary shares
CBA Equities Limited ACN 003 485 952	Tuesday, 26 April 2016	6,913.10		4,735 Ordinary shares
CBA Equities Limited ACN 003 485 952	Wednesday, 27 April 2016	4,228.20		2,916 Ordinary shares
CBA Equities Limited ACN 003 485 952	Wednesday, 27 April 2016	76.85		53 Ordinary shares
CBA Equities Limited ACN 003 485 952	Wednesday, 27 April 2016	1,173.05		809 Ordinary shares
CBA Equities Limited ACN 003 485 952	Wednesday, 27 April 2016	1,387.65		957 Ordinary shares
CBA Equities Limited ACN 003 485 952	Wednesday, 27 April 2016	6,913.10		4,735 Ordinary shares

CBA Equities Limited ACN 003 485 952	Wednesday, 27 April 2016	13,601.00		9,380 Ordinary shares
CBA Equities Limited ACN 003 485 952	Wednesday, 27 April 2016	6,842.08		4,735 Ordinary shares
CBA Equities Limited ACN 003 485 952	Wednesday, 27 April 2016	1.47		1 Ordinary shares
CBA Equities Limited ACN 003 485 952	Wednesday, 27 April 2016	29.45		20 Ordinary shares
CBA Equities Limited ACN 003 485 952	Wednesday, 27 April 2016	4,754.70		3,229 Ordinary shares
CBA Equities Limited ACN 003 485 952	Wednesday, 27 April 2016	1,778.78		1,208 Ordinary shares
CBA Equities Limited ACN 003 485 952	Wednesday, 27 April 2016	1,778.78		1,208 Ordinary shares
CBA Equities Limited ACN 003 485 952	Wednesday, 27 April 2016	17,431.70		11,660 Ordinary shares
CBA Equities Limited ACN 003 485 952	Wednesday, 27 April 2016	14,110.30		9,470 Ordinary shares
CBA Equities Limited ACN 003 485 952	Wednesday, 27 April 2016	18,215.25		12,225 Ordinary shares
CBA Equities Limited ACN 003 485 952	Wednesday, 27 April 2016	2,665.48		1,801 Ordinary shares
CBA Equities Limited ACN 003 485 952	Wednesday, 27 April 2016	1,778.78		1,208 Ordinary shares
CBA Equities Limited ACN 003 485 952	Wednesday, 27 April 2016	593.42		403 Ordinary shares
CBA Equities Limited ACN 003 485 952	Wednesday, 27 April 2016	44.17		30 Ordinary shares
CBA Equities Limited ACN 003 485 952	Wednesday, 27 April 2016	18,084.12		12,219 Ordinary shares
CBA Equities Limited ACN 003 485 952	Wednesday, 27 April 2016	2,134.80		1,440 Ordinary shares
CBA Equities Limited ACN 003 485 952	Wednesday, 27 April 2016	2,005.82		1,353 Ordinary shares
CBA Equities Limited ACN 003 485 952	Wednesday, 27 April 2016	41.51		28 Ordinary shares
CBA Equities Limited	Wednesday, 27 April	816.86		551 Ordinary shares

ACN 003 485 952	2016			
CBA Equities Limited ACN 003 485 952	Wednesday, 27 April 2016	1,912.43		1,290 Ordinary shares
CBA Equities Limited ACN 003 485 952	Wednesday, 27 April 2016	27,799.20		18,720 Ordinary shares
CBA Equities Limited ACN 003 485 952	Thursday, 28 April 2016	5,730.93		3,827 Ordinary shares
CBA Equities Limited ACN 003 485 952	Thursday, 28 April 2016	11,476.00		7,600 Ordinary shares
CBA Equities Limited ACN 003 485 952	Thursday, 28 April 2016	3,342.42		2,232 Ordinary shares
CBA Equities Limited ACN 003 485 952	Thursday, 28 April 2016	49,835.92		32,895 Ordinary shares
CBA Equities Limited ACN 003 485 952	Thursday, 28 April 2016	7,142.30		4,730 Ordinary shares
CBA Equities Limited ACN 003 485 952	Thursday, 28 April 2016	7,071.35		4,730 Ordinary shares
CBA Equities Limited ACN 003 485 952	Thursday, 28 April 2016	7,130.48		4,730 Ordinary shares
CBA Equities Limited ACN 003 485 952	Thursday, 28 April 2016	5,157.16		3,421 Ordinary shares
CBA Equities Limited ACN 003 485 952	Thursday, 28 April 2016	10,837.60		7,130 Ordinary shares
CBA Equities Limited ACN 003 485 952	Thursday, 28 April 2016	7,154.13		4,730 Ordinary shares
CBA Equities Limited ACN 003 485 952	Thursday, 28 April 2016	17,931.54		11,836 Ordinary shares
CBA Equities Limited ACN 003 485 952	Thursday, 28 April 2016	71,674.65		47,310 Ordinary shares
CBA Equities Limited ACN 003 485 952	Thursday, 28 April 2016	1,610.01		1,068 Ordinary shares
CBA Equities Limited ACN 003 485 952	Thursday, 28 April 2016	568.33		377 Ordinary shares
CBA Equities Limited ACN 003 485 952	Thursday, 28 April 2016	2,739.14		1,811 Ordinary shares
CBA Equities Limited ACN 003 485 952	Thursday, 28 April 2016	7,130.48		4,730 Ordinary shares

CBA Equities Limited ACN 003 485 952	Thursday, 28 April 2016	7,118.65		4,730 Ordinary shares
CBA Equities Limited ACN 003 485 952	Thursday, 28 April 2016	7,165.95		4,730 Ordinary shares
CBA Equities Limited ACN 003 485 952	Thursday, 28 April 2016	1,376.38		910 Ordinary shares
CBA Equities Limited ACN 003 485 952	Thursday, 28 April 2016	14,284.60		9,460 Ordinary shares
CBA Equities Limited ACN 003 485 952	Thursday, 28 April 2016	7,165.95		4,730 Ordinary shares
CBA Equities Limited ACN 003 485 952	Thursday, 28 April 2016	4,445.24		2,939 Ordinary shares
CBA Equities Limited ACN 003 485 952	Thursday, 28 April 2016	2,708.89		1,791 Ordinary shares
CBA Equities Limited ACN 003 485 952	Friday, 29 April 2016	4,354.84		2,884 Ordinary shares
CBA Equities Limited ACN 003 485 952	Friday, 29 April 2016	628.16		416 Ordinary shares
CBA Equities Limited ACN 003 485 952	Friday, 29 April 2016	7,106.82		4,730 Ordinary shares
CBA Equities Limited ACN 003 485 952	Friday, 29 April 2016	10,539.90		7,170 Ordinary shares
CBA Equities Limited ACN 003 485 952	Friday, 29 April 2016	7,095.00		4,730 Ordinary shares
CBA Equities Limited ACN 003 485 952	Friday, 29 April 2016	7,000.40		4,730 Ordinary shares
CBA Equities Limited ACN 003 485 952	Friday, 29 April 2016	10,640.03		7,165 Ordinary shares
CBA Equities Limited ACN 003 485 952	Friday, 29 April 2016	14,008.20		9,465 Ordinary shares
CBA Equities Limited ACN 003 485 952	Friday, 29 April 2016	1,793.50		1,218 Ordinary shares
CBA Equities Limited ACN 003 485 952	Friday, 29 April 2016	3,329.32		2,261 Ordinary shares
CBA Equities Limited ACN 003 485 952	Friday, 29 April 2016	3,329.32		2,261 Ordinary shares
CBA Equities Limited	Friday, 29 April 2016	1,663.93		1,130 Ordinary shares

ACN 003 485 952				
CBA Equities Limited ACN 003 485 952	Friday, 29 April 2016	10,494.63		7,115 Ordinary shares
CBA Equities Limited ACN 003 485 952	Friday, 29 April 2016	7,000.40		4,730 Ordinary shares
CBA Equities Limited ACN 003 485 952	Monday, 2 May 2016	7,225.08		4,730 Ordinary shares
CBA Equities Limited ACN 003 485 952	Monday, 2 May 2016	1,437.89		957 Ordinary shares
CBA Equities Limited ACN 003 485 952	Monday, 2 May 2016	2,174.12		1,447 Ordinary shares
CBA Equities Limited ACN 003 485 952	Monday, 2 May 2016	3,350.57		2,230 Ordinary shares
CBA Equities Limited ACN 003 485 952	Monday, 2 May 2016	1,960.76		1,305 Ordinary shares
CBA Equities Limited ACN 003 485 952	Monday, 2 May 2016	1,209.51		805 Ordinary shares
CBA Equities Limited ACN 003 485 952	Monday, 2 May 2016	7,201.43		4,730 Ordinary shares
CBA Equities Limited ACN 003 485 952	Monday, 2 May 2016	3,537.69		2,316 Ordinary shares
CBA Equities Limited ACN 003 485 952	Monday, 2 May 2016	2,146.14		1,405 Ordinary shares
CBA Equities Limited ACN 003 485 952	Monday, 2 May 2016	7,248.72		4,730 Ordinary shares
CBA Equities Limited ACN 003 485 952	Monday, 2 May 2016	7,225.08		4,730 Ordinary shares
CBA Equities Limited ACN 003 485 952	Monday, 2 May 2016	18,210.50		11,825 Ordinary shares
CBA Equities Limited ACN 003 485 952	Monday, 2 May 2016	14,481.45		9,465 Ordinary shares
CBA Equities Limited ACN 003 485 952	Monday, 2 May 2016	11,065.60		7,280 Ordinary shares
CBA Equities Limited ACN 003 485 952	Monday, 2 May 2016	11,151.78		7,265 Ordinary shares
CBA Equities Limited ACN 003 485 952	Monday, 2 May 2016	835.54		547 Ordinary shares

CBA Equities Limited ACN 003 485 952	Monday, 2 May 2016	7,213.25		4,730 Ordinary shares
CBA Equities Limited ACN 003 485 952	Monday, 2 May 2016	7,225.08		4,730 Ordinary shares
CBA Equities Limited ACN 003 485 952	Monday, 2 May 2016	7,225.08		4,730 Ordinary shares
CBA Equities Limited ACN 003 485 952	Monday, 2 May 2016	18,163.65		11,833 Ordinary shares
CBA Equities Limited ACN 003 485 952	Monday, 2 May 2016	14,552.44		9,465 Ordinary shares
CBA Equities Limited ACN 003 485 952	Monday, 2 May 2016	7,225.08		4,730 Ordinary shares
CBA Equities Limited ACN 003 485 952	Monday, 2 May 2016	7,213.25		4,730 Ordinary shares
CBA Equities Limited ACN 003 485 952	Monday, 2 May 2016	2,931.39		1,974 Ordinary shares
CBA Equities Limited ACN 003 485 952	Monday, 2 May 2016	2,034.45		1,370 Ordinary shares
CBA Equities Limited ACN 003 485 952	Wednesday, 4 May 2016	6,728.43		4,730 Ordinary shares
CBA Equities Limited ACN 003 485 952	Wednesday, 4 May 2016	2,146.55		1,509 Ordinary shares
CBA Equities Limited ACN 003 485 952	Wednesday, 4 May 2016	6,787.55		4,730 Ordinary shares
CBA Equities Limited ACN 003 485 952	Wednesday, 4 May 2016	6,823.02		4,730 Ordinary shares
CBA Equities Limited ACN 003 485 952	Wednesday, 4 May 2016	6,787.55		4,730 Ordinary shares
CBA Equities Limited ACN 003 485 952	Wednesday, 4 May 2016	10,605.60		7,365 Ordinary shares
CBA Equities Limited ACN 003 485 952	Wednesday, 4 May 2016	6,669.30		4,730 Ordinary shares
CBA Equities Limited ACN 003 485 952	Wednesday, 4 May 2016	3,390.67		2,409 Ordinary shares
CBA Equities Limited ACN 003 485 952	Wednesday, 4 May 2016	6,610.18		4,730 Ordinary shares
CBA Equities Limited	Wednesday, 4 May	1,314.33		908 Ordinary shares

ACN 003 485 952	2016			
CBA Equities Limited ACN 003 485 952	Wednesday, 4 May 2016	270.68		187 Ordinary shares
CBA Equities Limited ACN 003 485 952	Wednesday, 4 May 2016	13,700.59		9,465 Ordinary shares
CBA Equities Limited ACN 003 485 952	Wednesday, 4 May 2016	6,846.68		4,730 Ordinary shares
CBA Equities Limited ACN 003 485 952	Wednesday, 4 May 2016	55,640.16		38,639 Ordinary shares
CBA Equities Limited ACN 003 485 952	Wednesday, 4 May 2016	2,766.24		1,921 Ordinary shares
CBA Equities Limited ACN 003 485 952	Wednesday, 4 May 2016	23,761.44		16,501 Ordinary shares
CBA Equities Limited ACN 003 485 952	Wednesday, 4 May 2016	4,079.52		2,833 Ordinary shares
CBA Equities Limited ACN 003 485 952	Wednesday, 4 May 2016	19,392.48		13,467 Ordinary shares
CBA Equities Limited ACN 003 485 952	Wednesday, 4 May 2016	3,391.59		2,335 Ordinary shares
CBA Equities Limited ACN 003 485 952	Wednesday, 4 May 2016	3,391.59		2,335 Ordinary shares
CBA Equities Limited ACN 003 485 952	Wednesday, 4 May 2016	378.47		267 Ordinary shares
CBA Equities Limited ACN 003 485 952	Wednesday, 4 May 2016	181.56		125 Ordinary shares
CBA Equities Limited ACN 003 485 952	Wednesday, 4 May 2016	666.70		459 Ordinary shares
CBA Equities Limited ACN 003 485 952	Wednesday, 4 May 2016	24.69		17 Ordinary shares
CBA Equities Limited ACN 003 485 952	Wednesday, 4 May 2016	178.66		123 Ordinary shares
CBA Equities Limited ACN 003 485 952	Wednesday, 4 May 2016	6,870.32		4,730 Ordinary shares
CBA Equities Limited ACN 003 485 952	Thursday, 5 May 2016	175.15		124 Ordinary shares
CBA Equities Limited ACN 003 485 952	Thursday, 5 May 2016	175.15		124 Ordinary shares

CBA Equities Limited ACN 003 485 952	Thursday, 5 May 2016	1,752.63		1,243 Ordinary shares
CBA Equities Limited ACN 003 485 952	Thursday, 5 May 2016	6,763.90		4,730 Ordinary shares
CBA Equities Limited ACN 003 485 952	Thursday, 5 May 2016	6,716.60		4,730 Ordinary shares
CBA Equities Limited ACN 003 485 952	Thursday, 5 May 2016	4,878.16		3,472 Ordinary shares
CBA Equities Limited ACN 003 485 952	Thursday, 5 May 2016	9,945.45		7,155 Ordinary shares
CBA Equities Limited ACN 003 485 952	Thursday, 5 May 2016	821.58		590 Ordinary shares
CBA Equities Limited ACN 003 485 952	Thursday, 5 May 2016	1,005.39		722 Ordinary shares
CBA Equities Limited ACN 003 485 952	Thursday, 5 May 2016	822.97		591 Ordinary shares
CBA Equities Limited ACN 003 485 952	Thursday, 5 May 2016	566.75		407 Ordinary shares
CBA Equities Limited ACN 003 485 952	Thursday, 5 May 2016	4,247.13		3,050 Ordinary shares
CBA Equities Limited ACN 003 485 952	Thursday, 5 May 2016	2,180.66		1,566 Ordinary shares
CBA Equities Limited ACN 003 485 952	Thursday, 5 May 2016	13,196.70		9,460 Ordinary shares
CBA Equities Limited ACN 003 485 952	Thursday, 5 May 2016	1,182.23		849 Ordinary shares
CBA Equities Limited ACN 003 485 952	Thursday, 5 May 2016	2,773.86		1,992 Ordinary shares
CBA Equities Limited ACN 003 485 952	Thursday, 5 May 2016	1,459.34		1,048 Ordinary shares
CBA Equities Limited ACN 003 485 952	Thursday, 5 May 2016	1,641.03		1,187 Ordinary shares
CBA Equities Limited ACN 003 485 952	Thursday, 5 May 2016	6,527.40		4,730 Ordinary shares
CBA Equities Limited ACN 003 485 952	Thursday, 5 May 2016	11,750.31		8,217 Ordinary shares
CBA Equities Limited	Thursday, 5 May 2016	2,540.38		1,789 Ordinary shares

ACN 003 485 952				
CBA Equities Limited ACN 003 485 952	Thursday, 5 May 2016	4,176.22		2,941 Ordinary shares
CBA Equities Limited ACN 003 485 952	Friday, 6 May 2016	4,981.55		3,571 Ordinary shares
CBA Equities Limited ACN 003 485 952	Friday, 6 May 2016	6,858.50		4,730 Ordinary shares
CBA Equities Limited ACN 003 485 952	Monday, 9 May 2016	9,903.75		7,125 Ordinary shares
CBA Equities Limited ACN 003 485 952	Monday, 9 May 2016	1.37		1 Ordinary shares
CBA Equities Limited ACN 003 485 952	Monday, 9 May 2016	258.03		188 Ordinary shares
CBA Equities Limited ACN 003 485 952	Monday, 9 May 2016	10,225.13		7,450 Ordinary shares
CBA Equities Limited ACN 003 485 952	Monday, 9 May 2016	3,156.75		2,300 Ordinary shares
CBA Equities Limited ACN 003 485 952	Monday, 9 May 2016	3,335.18		2,430 Ordinary shares
CBA Equities Limited ACN 003 485 952	Monday, 9 May 2016	1,785.62		1,301 Ordinary shares
CBA Equities Limited ACN 003 485 952	Monday, 9 May 2016	2.75		2 Ordinary shares
CBA Equities Limited ACN 003 485 952	Monday, 9 May 2016	17.84		13 Ordinary shares
CBA Equities Limited ACN 003 485 952	Monday, 9 May 2016	1.37		1 Ordinary shares
CBA Equities Limited ACN 003 485 952	Monday, 9 May 2016	78.23		57 Ordinary shares
CBA Equities Limited ACN 003 485 952	Monday, 9 May 2016	4.12		3 Ordinary shares
CBA Equities Limited ACN 003 485 952	Monday, 9 May 2016	31.57		23 Ordinary shares
CBA Equities Limited ACN 003 485 952	Monday, 9 May 2016	35.69		26 Ordinary shares
CBA Equities Limited ACN 003 485 952	Monday, 9 May 2016	57.65		42 Ordinary shares

CBA Equities Limited ACN 003 485 952	Monday, 9 May 2016	4.12		3 Ordinary shares
CBA Equities Limited ACN 003 485 952	Monday, 9 May 2016	17.84		13 Ordinary shares
CBA Equities Limited ACN 003 485 952	Monday, 9 May 2016	10.98		8 Ordinary shares
CBA Equities Limited ACN 003 485 952	Monday, 9 May 2016	11,591.07		8,369 Ordinary shares
CBA Equities Limited ACN 003 485 952	Monday, 9 May 2016	11,298.83		8,158 Ordinary shares
CBA Equities Limited ACN 003 485 952	Monday, 9 May 2016	5,080.18		3,668 Ordinary shares
CBA Equities Limited ACN 003 485 952	Monday, 9 May 2016	8,796.72		6,386 Ordinary shares
CBA Equities Limited ACN 003 485 952	Monday, 9 May 2016	13,041.00		9,450 Ordinary shares
CBA Equities Limited ACN 003 485 952	Monday, 9 May 2016	12,983.85		9,460 Ordinary shares
CBA Equities Limited ACN 003 485 952	Monday, 9 May 2016	330.77		241 Ordinary shares
CBA Equities Limited ACN 003 485 952	Monday, 9 May 2016	61.76		45 Ordinary shares
CBA Equities Limited ACN 003 485 952	Monday, 9 May 2016	241.56		176 Ordinary shares
CBA Equities Limited ACN 003 485 952	Monday, 9 May 2016	5.49		4 Ordinary shares
CBA Equities Limited ACN 003 485 952	Monday, 9 May 2016	15.10		11 Ordinary shares
CBA Equities Limited ACN 003 485 952	Monday, 9 May 2016	20.59		15 Ordinary shares
CBA Equities Limited ACN 003 485 952	Monday, 9 May 2016	28.82		21 Ordinary shares
CBA Equities Limited ACN 003 485 952	Monday, 9 May 2016	37.06		27 Ordinary shares
CBA Equities Limited ACN 003 485 952	Monday, 9 May 2016	17.84		13 Ordinary shares
CBA Equities Limited	Monday, 9 May 2016	2.75		2 Ordinary shares

ACN 003 485 952				
CBA Equities Limited ACN 003 485 952	Monday, 9 May 2016	6.86		5 Ordinary shares
CBA Equities Limited ACN 003 485 952	Monday, 9 May 2016	6.86		5 Ordinary shares
CBA Equities Limited ACN 003 485 952	Monday, 9 May 2016	2.75		2 Ordinary shares
CBA Equities Limited ACN 003 485 952	Tuesday, 10 May 2016	6,137.18		4,730 Ordinary shares
CBA Equities Limited ACN 003 485 952	Tuesday, 10 May 2016	3,644.13		2,814 Ordinary shares
CBA Equities Limited ACN 003 485 952	Tuesday, 10 May 2016	2,481.22		1,916 Ordinary shares
CBA Equities Limited ACN 003 485 952	Tuesday, 10 May 2016	49,904.50		38,241 Ordinary shares
CBA Equities Limited ACN 003 485 952	Tuesday, 10 May 2016	54,143.14		41,489 Ordinary shares
CBA Equities Limited ACN 003 485 952	Tuesday, 10 May 2016	4,557.49		3,479 Ordinary shares
CBA Equities Limited ACN 003 485 952	Tuesday, 10 May 2016	28.88		22 Ordinary shares
CBA Equities Limited ACN 003 485 952	Tuesday, 10 May 2016	12,328.13		9,375 Ordinary shares
CBA Equities Limited ACN 003 485 952	Tuesday, 10 May 2016	5,307.75		4,044 Ordinary shares
CBA Equities Limited ACN 003 485 952	Tuesday, 10 May 2016	900.38		686 Ordinary shares
CBA Equities Limited ACN 003 485 952	Tuesday, 10 May 2016	1,638.81		1,251 Ordinary shares
CBA Equities Limited ACN 003 485 952	Tuesday, 10 May 2016	3,460.95		2,647 Ordinary shares
CBA Equities Limited ACN 003 485 952	Tuesday, 10 May 2016	138.60		106 Ordinary shares
CBA Equities Limited ACN 003 485 952	Tuesday, 10 May 2016	77.14		59 Ordinary shares
CBA Equities Limited ACN 003 485 952	Tuesday, 10 May 2016	11.81		9 Ordinary shares

CBA Equities Limited ACN 003 485 952	Tuesday, 10 May 2016	15,432.93		11,826 Ordinary shares
CBA Equities Limited ACN 003 485 952	Tuesday, 10 May 2016	1.31		1 Ordinary shares
CBA Equities Limited ACN 003 485 952	Tuesday, 10 May 2016	41.68		32 Ordinary shares
CBA Equities Limited ACN 003 485 952	Tuesday, 10 May 2016	7.81		6 Ordinary shares
CBA Equities Limited ACN 003 485 952	Tuesday, 10 May 2016	15.63		12 Ordinary shares
CBA Equities Limited ACN 003 485 952	Tuesday, 10 May 2016	28.66		22 Ordinary shares
CBA Equities Limited ACN 003 485 952	Tuesday, 10 May 2016	16.93		13 Ordinary shares
CBA Equities Limited ACN 003 485 952	Tuesday, 10 May 2016	124.69		95 Ordinary shares
CBA Equities Limited ACN 003 485 952	Tuesday, 10 May 2016	29.96		23 Ordinary shares
CBA Equities Limited ACN 003 485 952	Tuesday, 10 May 2016	2.61		2 Ordinary shares
CBA Equities Limited ACN 003 485 952	Tuesday, 10 May 2016	18.23		14 Ordinary shares
CBA Equities Limited ACN 003 485 952	Tuesday, 10 May 2016	6.56		5 Ordinary shares
CBA Equities Limited ACN 003 485 952	Tuesday, 10 May 2016	1.31		1 Ordinary shares
CBA Equities Limited ACN 003 485 952	Tuesday, 10 May 2016	57.75		44 Ordinary shares
CBA Equities Limited ACN 003 485 952	Tuesday, 10 May 2016	9.12		7 Ordinary shares
CBA Equities Limited ACN 003 485 952	Tuesday, 10 May 2016	115.06		88 Ordinary shares
CBA Equities Limited ACN 003 485 952	Tuesday, 10 May 2016	13.08		10 Ordinary shares
CBA Equities Limited ACN 003 485 952	Tuesday, 10 May 2016	774.04		592 Ordinary shares
CBA Equities Limited	Tuesday, 10 May 2016	1.31		1 Ordinary shares

ACN 003 485 952				
CBA Equities Limited ACN 003 485 952	Tuesday, 10 May 2016	11.81		9 Ordinary shares
CBA Equities Limited ACN 003 485 952	Tuesday, 10 May 2016	59.06		45 Ordinary shares
CBA Equities Limited ACN 003 485 952	Tuesday, 10 May 2016	62.76		48 Ordinary shares
CBA Equities Limited ACN 003 485 952	Tuesday, 10 May 2016	1.31		1 Ordinary shares
CBA Equities Limited ACN 003 485 952	Tuesday, 10 May 2016	36.47		28 Ordinary shares
CBA Equities Limited ACN 003 485 952	Tuesday, 10 May 2016	3,214.57		2,468 Ordinary shares
CBA Equities Limited ACN 003 485 952	Tuesday, 10 May 2016	6,137.18		4,730 Ordinary shares
CBA Equities Limited ACN 003 485 952	Tuesday, 10 May 2016	11.81		9 Ordinary shares
CBA Equities Limited ACN 003 485 952	Tuesday, 10 May 2016	59.06		45 Ordinary shares
CBA Equities Limited ACN 003 485 952	Tuesday, 10 May 2016	4,837.40		3,610 Ordinary shares
CBA Equities Limited ACN 003 485 952	Tuesday, 10 May 2016	1,366.32		1,049 Ordinary shares
CBA Equities Limited ACN 003 485 952	Tuesday, 10 May 2016	16.93		13 Ordinary shares
CBA Equities Limited ACN 003 485 952	Tuesday, 10 May 2016	6,137.18		4,730 Ordinary shares
CBA Equities Limited ACN 003 485 952	Tuesday, 10 May 2016	11,031.49		8,535 Ordinary shares
CBA Equities Limited ACN 003 485 952	Tuesday, 10 May 2016	6,149.00		4,730 Ordinary shares
CBA Equities Limited ACN 003 485 952	Tuesday, 10 May 2016	844.65		646 Ordinary shares
CBA Equities Limited ACN 003 485 952	Tuesday, 10 May 2016	6,208.13		4,730 Ordinary shares
CBA Equities Limited ACN 003 485 952	Tuesday, 10 May 2016	296.63		226 Ordinary shares

CBA Equities Limited ACN 003 485 952	Tuesday, 10 May 2016	330.75		252 Ordinary shares
CBA Equities Limited ACN 003 485 952	Tuesday, 10 May 2016	26.25		20 Ordinary shares
CBA Equities Limited ACN 003 485 952	Tuesday, 10 May 2016	105.00		80 Ordinary shares
CBA Equities Limited ACN 003 485 952	Tuesday, 10 May 2016	5.25		4 Ordinary shares
CBA Equities Limited ACN 003 485 952	Tuesday, 10 May 2016	343.88		262 Ordinary shares
CBA Equities Limited ACN 003 485 952	Tuesday, 10 May 2016	63.00		48 Ordinary shares
CBA Equities Limited ACN 003 485 952	Tuesday, 10 May 2016	24.94		19 Ordinary shares
CBA Equities Limited ACN 003 485 952	Tuesday, 10 May 2016	7.88		6 Ordinary shares
CBA Equities Limited ACN 003 485 952	Tuesday, 10 May 2016	2.63		2 Ordinary shares
CBA Equities Limited ACN 003 485 952	Tuesday, 10 May 2016	11.81		9 Ordinary shares
CBA Equities Limited ACN 003 485 952	Tuesday, 10 May 2016	64.31		49 Ordinary shares
CBA Equities Limited ACN 003 485 952	Tuesday, 10 May 2016	1.31		1 Ordinary shares
CBA Equities Limited ACN 003 485 952	Tuesday, 10 May 2016	63.00		48 Ordinary shares
CBA Equities Limited ACN 003 485 952	Tuesday, 10 May 2016	11.81		9 Ordinary shares
CBA Equities Limited ACN 003 485 952	Tuesday, 10 May 2016	68.25		52 Ordinary shares
CBA Equities Limited ACN 003 485 952	Tuesday, 10 May 2016	1.31		1 Ordinary shares
CBA Equities Limited ACN 003 485 952	Tuesday, 10 May 2016	2.63		2 Ordinary shares
CBA Equities Limited ACN 003 485 952	Tuesday, 10 May 2016	6,137.18		4,730 Ordinary shares
CBA Equities Limited	Tuesday, 10 May 2016	6,149.00		4,730 Ordinary shares

ACN 003 485 952				
CBA Equities Limited ACN 003 485 952	Tuesday, 10 May 2016	12,312.67		9,435 Ordinary shares
CBA Equities Limited ACN 003 485 952	Wednesday, 11 May 2016	6,243.60		4,730 Ordinary shares
CBA Equities Limited ACN 003 485 952	Wednesday, 11 May 2016	5.27		4 Ordinary shares
CBA Equities Limited ACN 003 485 952	Wednesday, 11 May 2016	1.32		1 Ordinary shares
CBA Equities Limited ACN 003 485 952	Wednesday, 11 May 2016	1.32		1 Ordinary shares
CBA Equities Limited ACN 003 485 952	Wednesday, 11 May 2016	119.89		91 Ordinary shares
CBA Equities Limited ACN 003 485 952	Wednesday, 11 May 2016	15.81		12 Ordinary shares
CBA Equities Limited ACN 003 485 952	Wednesday, 11 May 2016	56.65		43 Ordinary shares
CBA Equities Limited ACN 003 485 952	Wednesday, 11 May 2016	32.94		25 Ordinary shares
CBA Equities Limited ACN 003 485 952	Wednesday, 11 May 2016	15.81		12 Ordinary shares
CBA Equities Limited ACN 003 485 952	Wednesday, 11 May 2016	6.59		5 Ordinary shares
CBA Equities Limited ACN 003 485 952	Wednesday, 11 May 2016	1.32		1 Ordinary shares
CBA Equities Limited ACN 003 485 952	Wednesday, 11 May 2016	1.32		1 Ordinary shares
CBA Equities Limited ACN 003 485 952	Wednesday, 11 May 2016	46.11		35 Ordinary shares
CBA Equities Limited ACN 003 485 952	Wednesday, 11 May 2016	27.67		21 Ordinary shares
CBA Equities Limited ACN 003 485 952	Wednesday, 11 May 2016	15.81		12 Ordinary shares
CBA Equities Limited ACN 003 485 952	Wednesday, 11 May 2016	6.59		5 Ordinary shares
CBA Equities Limited ACN 003 485 952	Wednesday, 11 May 2016	1.32		1 Ordinary shares

CBA Equities Limited ACN 003 485 952	Wednesday, 11 May 2016	34.25		26 Ordinary shares
CBA Equities Limited ACN 003 485 952	Wednesday, 11 May 2016	9.22		7 Ordinary shares
CBA Equities Limited ACN 003 485 952	Wednesday, 11 May 2016	1.32		1 Ordinary shares
CBA Equities Limited ACN 003 485 952	Wednesday, 11 May 2016	129.11		98 Ordinary shares
CBA Equities Limited ACN 003 485 952	Wednesday, 11 May 2016	67.19		51 Ordinary shares
CBA Equities Limited ACN 003 485 952	Wednesday, 11 May 2016	122.53		93 Ordinary shares
CBA Equities Limited ACN 003 485 952	Wednesday, 11 May 2016	122.53		93 Ordinary shares
CBA Equities Limited ACN 003 485 952	Wednesday, 11 May 2016	67.19		51 Ordinary shares
CBA Equities Limited ACN 003 485 952	Wednesday, 11 May 2016	32.94		25 Ordinary shares
CBA Equities Limited ACN 003 485 952	Wednesday, 11 May 2016	14.49		11 Ordinary shares
CBA Equities Limited ACN 003 485 952	Wednesday, 11 May 2016	3.95		3 Ordinary shares
CBA Equities Limited ACN 003 485 952	Wednesday, 11 May 2016	61.92		47 Ordinary shares
CBA Equities Limited ACN 003 485 952	Wednesday, 11 May 2016	21.08		16 Ordinary shares
CBA Equities Limited ACN 003 485 952	Wednesday, 11 May 2016	80.06		61 Ordinary shares
CBA Equities Limited ACN 003 485 952	Wednesday, 11 May 2016	22.31		17 Ordinary shares
CBA Equities Limited ACN 003 485 952	Wednesday, 11 May 2016	141.25		106 Ordinary shares
CBA Equities Limited ACN 003 485 952	Wednesday, 11 May 2016	142.58		107 Ordinary shares
CBA Equities Limited ACN 003 485 952	Wednesday, 11 May 2016	6.66		5 Ordinary shares
CBA Equities Limited	Wednesday, 11 May	219.86		165 Ordinary shares

ACN 003 485 952	2016			
CBA Equities Limited ACN 003 485 952	Wednesday, 11 May 2016	253.18		190 Ordinary shares
CBA Equities Limited ACN 003 485 952	Wednesday, 11 May 2016	7,631.23		5,727 Ordinary shares
CBA Equities Limited ACN 003 485 952	Wednesday, 11 May 2016	102.60		77 Ordinary shares
CBA Equities Limited ACN 003 485 952	Wednesday, 11 May 2016	199.88		150 Ordinary shares
CBA Equities Limited ACN 003 485 952	Wednesday, 11 May 2016	860.79		646 Ordinary shares
CBA Equities Limited ACN 003 485 952	Wednesday, 11 May 2016	10,041.50		7,550 Ordinary shares
CBA Equities Limited ACN 003 485 952	Wednesday, 11 May 2016	975.73		742 Ordinary shares
CBA Equities Limited ACN 003 485 952	Wednesday, 11 May 2016	12,487.20		9,460 Ordinary shares
CBA Equities Limited ACN 003 485 952	Wednesday, 11 May 2016	8,044.31		6,129 Ordinary shares
CBA Equities Limited ACN 003 485 952	Wednesday, 11 May 2016	1,038.02		779 Ordinary shares
CBA Equities Limited ACN 003 485 952	Wednesday, 11 May 2016	844.81		634 Ordinary shares
CBA Equities Limited ACN 003 485 952	Wednesday, 11 May 2016	6,302.73		4,730 Ordinary shares
CBA Equities Limited ACN 003 485 952	Wednesday, 11 May 2016	5,244.22		3,988 Ordinary shares
CBA Equities Limited ACN 003 485 952	Wednesday, 11 May 2016	1,126.95		857 Ordinary shares
CBA Equities Limited ACN 003 485 952	Wednesday, 11 May 2016	231.44		176 Ordinary shares
CBA Equities Limited ACN 003 485 952	Wednesday, 11 May 2016	7,517.85		5,717 Ordinary shares
CBA Equities Limited ACN 003 485 952	Wednesday, 11 May 2016	611.48		465 Ordinary shares
CBA Equities Limited ACN 003 485 952	Wednesday, 11 May 2016	9,570.00		7,250 Ordinary shares

CBA Equities Limited ACN 003 485 952	Wednesday, 11 May 2016	131.25		100 Ordinary shares
CBA Equities Limited ACN 003 485 952	Wednesday, 11 May 2016	1,497.56		1,141 Ordinary shares
CBA Equities Limited ACN 003 485 952	Wednesday, 11 May 2016	708.75		540 Ordinary shares
CBA Equities Limited ACN 003 485 952	Wednesday, 11 May 2016	252.00		192 Ordinary shares
CBA Equities Limited ACN 003 485 952	Thursday, 12 May 2016	2,211.34		1,635 Ordinary shares
CBA Equities Limited ACN 003 485 952	Thursday, 12 May 2016	6,378.75		4,725 Ordinary shares
CBA Equities Limited ACN 003 485 952	Thursday, 12 May 2016	6,378.75		4,725 Ordinary shares
CBA Equities Limited ACN 003 485 952	Thursday, 12 May 2016	958.92		709 Ordinary shares
CBA Equities Limited ACN 003 485 952	Thursday, 12 May 2016	3,481.34		2,574 Ordinary shares
CBA Equities Limited ACN 003 485 952	Thursday, 12 May 2016	6,426.00		4,725 Ordinary shares
CBA Equities Limited ACN 003 485 952	Thursday, 12 May 2016	9,650.38		7,175 Ordinary shares
CBA Equities Limited ACN 003 485 952	Thursday, 12 May 2016	16,151.60		11,920 Ordinary shares
CBA Equities Limited ACN 003 485 952	Thursday, 12 May 2016	6,355.13		4,725 Ordinary shares
CBA Equities Limited ACN 003 485 952	Thursday, 12 May 2016	6,331.50		4,725 Ordinary shares
CBA Equities Limited ACN 003 485 952	Thursday, 12 May 2016	6,733.07		5,006 Ordinary shares
CBA Equities Limited ACN 003 485 952	Thursday, 12 May 2016	19.07		14 Ordinary shares
CBA Equities Limited ACN 003 485 952	Thursday, 12 May 2016	8.18		6 Ordinary shares
CBA Equities Limited ACN 003 485 952	Thursday, 12 May 2016	6,343.31		4,725 Ordinary shares
CBA Equities Limited	Thursday, 12 May 2016	12,764.25		9,455 Ordinary shares

ACN 003 485 952				
CBA Equities Limited ACN 003 485 952	Thursday, 12 May 2016	2.73		2 Ordinary shares
CBA Equities Limited ACN 003 485 952	Thursday, 12 May 2016	6,426.00		4,725 Ordinary shares
CBA Equities Limited ACN 003 485 952	Thursday, 12 May 2016	6,402.38		4,725 Ordinary shares
CBA Equities Limited ACN 003 485 952	Thursday, 12 May 2016	31.34		23 Ordinary shares
CBA Equities Limited ACN 003 485 952	Thursday, 12 May 2016	113.09		83 Ordinary shares
CBA Equities Limited ACN 003 485 952	Thursday, 12 May 2016	979.64		719 Ordinary shares
CBA Equities Limited ACN 003 485 952	Friday, 13 May 2016	9,689.05		7,285 Ordinary shares
CBA Equities Limited ACN 003 485 952	Friday, 13 May 2016	5,208.01		3,938 Ordinary shares
CBA Equities Limited ACN 003 485 952	Friday, 13 May 2016	1,861.65		1,379 Ordinary shares
CBA Equities Limited ACN 003 485 952	Friday, 13 May 2016	1,039.50		770 Ordinary shares
CBA Equities Limited ACN 003 485 952	Friday, 13 May 2016	472.50		350 Ordinary shares
CBA Equities Limited ACN 003 485 952	Friday, 13 May 2016	1,003.05		743 Ordinary shares
CBA Equities Limited ACN 003 485 952	Friday, 13 May 2016	1,290.60		956 Ordinary shares
CBA Equities Limited ACN 003 485 952	Friday, 13 May 2016	344.25		255 Ordinary shares
CBA Equities Limited ACN 003 485 952	Friday, 13 May 2016	91.80		68 Ordinary shares
CBA Equities Limited ACN 003 485 952	Friday, 13 May 2016	24.30		18 Ordinary shares
CBA Equities Limited ACN 003 485 952	Friday, 13 May 2016	6.75		5 Ordinary shares
CBA Equities Limited ACN 003 485 952	Friday, 13 May 2016	1.35		1 Ordinary shares

CBA Equities Limited ACN 003 485 952	Friday, 13 May 2016	247.05		183 Ordinary shares
CBA Equities Limited ACN 003 485 952	Friday, 13 May 2016	3,861.00		2,860 Ordinary shares
CBA Equities Limited ACN 003 485 952	Friday, 13 May 2016	1,155.60		856 Ordinary shares
CBA Equities Limited ACN 003 485 952	Friday, 13 May 2016	1.35		1 Ordinary shares
CBA Equities Limited ACN 003 485 952	Friday, 13 May 2016	62,600.78		46,717 Ordinary shares
CBA Equities Limited ACN 003 485 952	Monday, 16 May 2016	4,962.23		3,731 Ordinary shares
CBA Equities Limited ACN 003 485 952	Monday, 16 May 2016	6,426.00		4,725 Ordinary shares
CBA Equities Limited ACN 003 485 952	Monday, 16 May 2016	6,331.50		4,725 Ordinary shares
CBA Equities Limited ACN 003 485 952	Monday, 16 May 2016	1,472.72		1,097 Ordinary shares
CBA Equities Limited ACN 003 485 952	Monday, 16 May 2016	606.81		452 Ordinary shares
CBA Equities Limited ACN 003 485 952	Monday, 16 May 2016	6,331.50		4,725 Ordinary shares
CBA Equities Limited ACN 003 485 952	Monday, 16 May 2016	6,414.19		4,725 Ordinary shares
CBA Equities Limited ACN 003 485 952	Monday, 16 May 2016	12,875.63		9,450 Ordinary shares
CBA Equities Limited ACN 003 485 952	Monday, 16 May 2016	6,437.81		4,725 Ordinary shares
CBA Equities Limited ACN 003 485 952	Monday, 16 May 2016	6,414.19		4,725 Ordinary shares
CBA Equities Limited ACN 003 485 952	Monday, 16 May 2016	6,378.75		4,725 Ordinary shares
CBA Equities Limited ACN 003 485 952	Monday, 16 May 2016	6,390.56		4,725 Ordinary shares
CBA Equities Limited ACN 003 485 952	Monday, 16 May 2016	6,378.75		4,725 Ordinary shares
CBA Equities Limited	Monday, 16 May 2016	6,437.81		4,725 Ordinary shares

ACN 003 485 952				
CBA Equities Limited ACN 003 485 952	Tuesday, 17 May 2016	4,527.06		3,341 Ordinary shares
CBA Equities Limited ACN 003 485 952	Tuesday, 17 May 2016	472.89		349 Ordinary shares
CBA Equities Limited ACN 003 485 952	Tuesday, 17 May 2016	16,484.72		11,817 Ordinary shares
CBA Equities Limited ACN 003 485 952	Tuesday, 17 May 2016	14,003.01		10,038 Ordinary shares
CBA Equities Limited ACN 003 485 952	Tuesday, 17 May 2016	3,649.32		2,616 Ordinary shares
CBA Equities Limited ACN 003 485 952	Tuesday, 17 May 2016	82,288.26		58,988 Ordinary shares
CBA Equities Limited ACN 003 485 952	Tuesday, 17 May 2016	970.92		696 Ordinary shares
CBA Equities Limited ACN 003 485 952	Tuesday, 17 May 2016	138.10		99 Ordinary shares
CBA Equities Limited ACN 003 485 952	Tuesday, 17 May 2016	6,497.91		4,658 Ordinary shares
CBA Equities Limited ACN 003 485 952	Tuesday, 17 May 2016	8,900.10		6,380 Ordinary shares
CBA Equities Limited ACN 003 485 952	Tuesday, 17 May 2016	2,879.28		2,064 Ordinary shares
CBA Equities Limited ACN 003 485 952	Thursday, 19 May 2016	17,156.83		12,410 Ordinary shares
CBA Equities Limited ACN 003 485 952	Thursday, 19 May 2016	13,064.63		9,450 Ordinary shares
CBA Equities Limited ACN 003 485 952	Thursday, 19 May 2016	16,303.32		11,814 Ordinary shares
CBA Equities Limited ACN 003 485 952	Thursday, 19 May 2016	68,942.04		49,958 Ordinary shares
CBA Equities Limited ACN 003 485 952	Thursday, 19 May 2016	5,253.66		3,807 Ordinary shares
CBA Equities Limited ACN 003 485 952	Thursday, 19 May 2016	44,655.42		32,359 Ordinary shares
CBA Equities Limited ACN 003 485 952	Friday, 20 May 2016	6,733.13		4,725 Ordinary shares

CBA Equities Limited ACN 003 485 952	Friday, 20 May 2016	13,348.13		9,450 Ordinary shares
CBA Equities Limited ACN 003 485 952	Friday, 20 May 2016	11,781.96		8,356 Ordinary shares
CBA Equities Limited ACN 003 485 952	Friday, 20 May 2016	1,472.04		1,044 Ordinary shares
CBA Equities Limited ACN 003 485 952	Monday, 23 May 2016	6,756.75		4,725 Ordinary shares
CBA Equities Limited ACN 003 485 952	Tuesday, 24 May 2016	4,362.44		3,056 Ordinary shares
CBA Equities Limited ACN 003 485 952	Tuesday, 24 May 2016	58.53		41 Ordinary shares
CBA Equities Limited ACN 003 485 952	Tuesday, 24 May 2016	6,313.83		4,423 Ordinary shares
CBA Equities Limited ACN 003 485 952	Tuesday, 24 May 2016	6,685.88		4,725 Ordinary shares
CBA Equities Limited ACN 003 485 952	Tuesday, 24 May 2016	13,655.25		9,450 Ordinary shares
CBA Equities Limited ACN 003 485 952	Tuesday, 24 May 2016	6,090.69		4,237 Ordinary shares
CBA Equities Limited ACN 003 485 952	Tuesday, 24 May 2016	7,413.01		5,193 Ordinary shares
CBA Equities Limited ACN 003 485 952	Tuesday, 24 May 2016	1,587.21		1,108 Ordinary shares
CBA Equities Limited ACN 003 485 952	Tuesday, 24 May 2016	11,976.25		8,375 Ordinary shares
CBA Equities Limited ACN 003 485 952	Tuesday, 24 May 2016	15,274.93		10,795 Ordinary shares
CBA Equities Limited ACN 003 485 952	Tuesday, 24 May 2016	1,392.36		984 Ordinary shares
CBA Equities Limited ACN 003 485 952	Tuesday, 24 May 2016	2,023.45		1,430 Ordinary shares
CBA Equities Limited ACN 003 485 952	Tuesday, 24 May 2016	458.40		320 Ordinary shares
CBA Equities Limited ACN 003 485 952	Tuesday, 24 May 2016	6,383.22		4,456 Ordinary shares
CBA Equities Limited	Wednesday, 25 May	9,859.06		6,943 Ordinary shares

ACN 003 485 952	2016			
CBA Equities Limited ACN 003 485 952	Wednesday, 25 May 2016	30,349.66		21,373 Ordinary shares
CBA Equities Limited ACN 003 485 952	Wednesday, 25 May 2016	6,033.58		4,249 Ordinary shares
CBA Equities Limited ACN 003 485 952	Wednesday, 25 May 2016	28,381.54		19,987 Ordinary shares
CBA Equities Limited ACN 003 485 952	Wednesday, 25 May 2016	49,824.96		35,088 Ordinary shares
CBA Equities Limited ACN 003 485 952	Wednesday, 25 May 2016	1,041.48		722 Ordinary shares
CBA Equities Limited ACN 003 485 952	Wednesday, 25 May 2016	13,492.80		9,370 Ordinary shares
CBA Equities Limited ACN 003 485 952	Wednesday, 25 May 2016	6,804.00		4,725 Ordinary shares
CBA Equities Limited ACN 003 485 952	Wednesday, 25 May 2016	17,004.75		11,850 Ordinary shares
CBA Equities Limited ACN 003 485 952	Thursday, 26 May 2016	6,579.35		4,609 Ordinary shares
CBA Equities Limited ACN 003 485 952	Thursday, 26 May 2016	703.76		493 Ordinary shares
CBA Equities Limited ACN 003 485 952	Thursday, 26 May 2016	10,296.00		7,200 Ordinary shares
CBA Equities Limited ACN 003 485 952	Thursday, 26 May 2016	5,145.14		3,598 Ordinary shares
CBA Equities Limited ACN 003 485 952	Thursday, 26 May 2016	9,305.01		6,507 Ordinary shares
CBA Equities Limited ACN 003 485 952	Thursday, 26 May 2016	667.81		467 Ordinary shares
CBA Equities Limited ACN 003 485 952	Thursday, 26 May 2016	1,537.25		1,075 Ordinary shares
CBA Equities Limited ACN 003 485 952	Thursday, 26 May 2016	12,769.90		8,930 Ordinary shares
CBA Equities Limited ACN 003 485 952	Thursday, 26 May 2016	13,419.00		9,450 Ordinary shares
CBA Equities Limited ACN 003 485 952	Thursday, 26 May 2016	1,348.53		948 Ordinary shares

CBA Equities Limited ACN 003 485 952	Thursday, 26 May 2016	4,246.16		2,985 Ordinary shares
CBA Equities Limited ACN 003 485 952	Thursday, 26 May 2016	44.10		31 Ordinary shares
CBA Equities Limited ACN 003 485 952	Thursday, 26 May 2016	2,884.98		2,021 Ordinary shares
CBA Equities Limited ACN 003 485 952	Thursday, 26 May 2016	6,442.31		4,513 Ordinary shares
CBA Equities Limited ACN 003 485 952	Thursday, 26 May 2016	1,831.83		1,281 Ordinary shares
CBA Equities Limited ACN 003 485 952	Thursday, 26 May 2016	10,238.20		7,210 Ordinary shares
CBA Equities Limited ACN 003 485 952	Thursday, 26 May 2016	4,652.23		3,282 Ordinary shares
CBA Equities Limited ACN 003 485 952	Friday, 27 May 2016	29,786.30		20,757 Ordinary shares
CBA Equities Limited ACN 003 485 952	Friday, 27 May 2016	1.44		1 Ordinary shares
CBA Equities Limited ACN 003 485 952	Friday, 27 May 2016	19,293.58		13,445 Ordinary shares
CBA Equities Limited ACN 003 485 952	Friday, 27 May 2016	5,035.68		3,497 Ordinary shares
CBA Equities Limited ACN 003 485 952	Friday, 27 May 2016	806.14		555 Ordinary shares
CBA Equities Limited ACN 003 485 952	Friday, 27 May 2016	148.16		102 Ordinary shares
CBA Equities Limited ACN 003 485 952	Friday, 27 May 2016	389.27		268 Ordinary shares
CBA Equities Limited ACN 003 485 952	Friday, 27 May 2016	1,005.13		692 Ordinary shares
CBA Equities Limited ACN 003 485 952	Friday, 27 May 2016	1.45		1 Ordinary shares
CBA Equities Limited ACN 003 485 952	Friday, 27 May 2016	152.51		105 Ordinary shares
CBA Equities Limited ACN 003 485 952	Friday, 27 May 2016	1,095.18		754 Ordinary shares
CBA Equities Limited	Friday, 27 May 2016	142.35		98 Ordinary shares

ACN 003 485 952				
CBA Equities Limited ACN 003 485 952	Friday, 27 May 2016	809.04		557 Ordinary shares
CBA Equities Limited ACN 003 485 952	Friday, 27 May 2016	145.25		100 Ordinary shares
CBA Equities Limited ACN 003 485 952	Friday, 27 May 2016	790.16		544 Ordinary shares
CBA Equities Limited ACN 003 485 952	Friday, 27 May 2016	618.76		426 Ordinary shares
CBA Equities Limited ACN 003 485 952	Friday, 27 May 2016	6,248.65		4,302 Ordinary shares
CBA Equities Limited ACN 003 485 952	Friday, 27 May 2016	8,456.45		5,822 Ordinary shares
CBA Equities Limited ACN 003 485 952	Friday, 27 May 2016	13,593.75		9,375 Ordinary shares
CBA Equities Limited ACN 003 485 952	Monday, 30 May 2016	6,584.40		4,720 Ordinary shares
CBA Equities Limited ACN 003 485 952	Monday, 30 May 2016	10,094.93		7,185 Ordinary shares
CBA Equities Limited ACN 003 485 952	Monday, 30 May 2016	14,598.26		10,173 Ordinary shares
CBA Equities Limited ACN 003 485 952	Monday, 30 May 2016	1,628.73		1,135 Ordinary shares
CBA Equities Limited ACN 003 485 952	Monday, 30 May 2016	54.53		38 Ordinary shares
CBA Equities Limited ACN 003 485 952	Monday, 30 May 2016	32,650.56		22,753 Ordinary shares
CBA Equities Limited ACN 003 485 952	Monday, 30 May 2016	2,247.96		1,572 Ordinary shares
CBA Equities Limited ACN 003 485 952	Monday, 30 May 2016	650.65		455 Ordinary shares
CBA Equities Limited ACN 003 485 952	Monday, 30 May 2016	1,401.40		980 Ordinary shares
CBA Equities Limited ACN 003 485 952	Monday, 30 May 2016	682.11		477 Ordinary shares
CBA Equities Limited ACN 003 485 952	Tuesday, 31 May 2016	6,584.40		4,720 Ordinary shares

CBA Equities Limited ACN 003 485 952	Tuesday, 31 May 2016	3,589.76		2,528 Ordinary shares
CBA Equities Limited ACN 003 485 952	Tuesday, 31 May 2016	6,708.08		4,724 Ordinary shares
CBA Equities Limited ACN 003 485 952	Tuesday, 31 May 2016	1,357.52		956 Ordinary shares
CBA Equities Limited ACN 003 485 952	Tuesday, 31 May 2016	112.38		79 Ordinary shares
CBA Equities Limited ACN 003 485 952	Tuesday, 31 May 2016	112.38		79 Ordinary shares
CBA Equities Limited ACN 003 485 952	Tuesday, 31 May 2016	10,078.41		7,085 Ordinary shares
CBA Equities Limited ACN 003 485 952	Tuesday, 31 May 2016	10,188.50		7,175 Ordinary shares
CBA Equities Limited ACN 003 485 952	Tuesday, 31 May 2016	10,472.50		7,375 Ordinary shares
CBA Equities Limited ACN 003 485 952	Tuesday, 31 May 2016	10,699.70		7,535 Ordinary shares
CBA Equities Limited ACN 003 485 952	Tuesday, 31 May 2016	15.65		11 Ordinary shares
CBA Equities Limited ACN 003 485 952	Wednesday, 1 June 2016	6,490.00		4,720 Ordinary shares
CBA Equities Limited ACN 003 485 952	Friday, 3 June 2016	974.70		722 Ordinary shares
CBA Equities Limited ACN 003 485 952	Friday, 3 June 2016	4,025.70		2,982 Ordinary shares
CBA Equities Limited ACN 003 485 952	Friday, 3 June 2016	4,088.96		2,947 Ordinary shares
CBA Equities Limited ACN 003 485 952	Friday, 3 June 2016	101.29		73 Ordinary shares
CBA Equities Limited ACN 003 485 952	Friday, 3 June 2016	534.19		385 Ordinary shares
CBA Equities Limited ACN 003 485 952	Friday, 3 June 2016	1,171.05		844 Ordinary shares
CBA Equities Limited ACN 003 485 952	Friday, 3 June 2016	2,138.14		1,541 Ordinary shares
CBA Equities Limited	Friday, 3 June 2016	1,793.58		1,295 Ordinary shares

ACN 003 485 952				
CBA Equities Limited ACN 003 485 952	Friday, 3 June 2016	8,850.15		6,390 Ordinary shares
CBA Equities Limited ACN 003 485 952	Friday, 3 June 2016	6,537.20		4,720 Ordinary shares
CBA Equities Limited ACN 003 485 952	Friday, 3 June 2016	6,466.40		4,720 Ordinary shares
CBA Equities Limited ACN 003 485 952	Monday, 6 June 2016	12,798.18		8,796 Ordinary shares
CBA Equities Limited ACN 003 485 952	Monday, 6 June 2016	712.64		524 Ordinary shares
CBA Equities Limited ACN 003 485 952	Monday, 6 June 2016	3,016.48		2,218 Ordinary shares
CBA Equities Limited ACN 003 485 952	Monday, 6 June 2016	1,180.48		868 Ordinary shares
CBA Equities Limited ACN 003 485 952	Monday, 6 June 2016	13,617.20		9,440 Ordinary shares
CBA Equities Limited ACN 003 485 952	Monday, 6 June 2016	10,306.66		7,145 Ordinary shares
CBA Equities Limited ACN 003 485 952	Monday, 6 June 2016	13,536.00		9,400 Ordinary shares
CBA Equities Limited ACN 003 485 952	Tuesday, 7 June 2016	4,091.46		2,812 Ordinary shares
CBA Equities Limited ACN 003 485 952	Tuesday, 7 June 2016	257.54		177 Ordinary shares
CBA Equities Limited ACN 003 485 952	Tuesday, 7 June 2016	650.38		447 Ordinary shares
CBA Equities Limited ACN 003 485 952	Tuesday, 7 June 2016	10,341.18		7,083 Ordinary shares
CBA Equities Limited ACN 003 485 952	Wednesday, 8 June 2016	2,421.12		1,664 Ordinary shares
CBA Equities Limited ACN 003 485 952	Wednesday, 8 June 2016	2,562.26		1,761 Ordinary shares
CBA Equities Limited ACN 003 485 952	Wednesday, 8 June 2016	3,839.93		2,662 Ordinary shares
CBA Equities Limited ACN 003 485 952	Wednesday, 8 June 2016	2,097.40		1,454 Ordinary shares

CBA Equities Limited ACN 003 485 952	Wednesday, 8 June 2016	1,909.87		1,324 Ordinary shares
CBA Equities Limited ACN 003 485 952	Wednesday, 8 June 2016	10,461.80		7,240 Ordinary shares
CBA Equities Limited ACN 003 485 952	Wednesday, 8 June 2016	13,543.20		9,405 Ordinary shares
CBA Equities Limited ACN 003 485 952	Wednesday, 8 June 2016	6,820.40		4,720 Ordinary shares
CBA Equities Limited ACN 003 485 952	Wednesday, 8 June 2016	1,131.94		782 Ordinary shares
CBA Equities Limited ACN 003 485 952	Wednesday, 8 June 2016	4,607.39		3,183 Ordinary shares
CBA Equities Limited ACN 003 485 952	Wednesday, 8 June 2016	24,695.72		16,973 Ordinary shares
CBA Equities Limited ACN 003 485 952	Thursday, 9 June 2016	4,947.84		3,436 Ordinary shares
CBA Equities Limited ACN 003 485 952	Thursday, 9 June 2016	6,813.18		4,715 Ordinary shares
CBA Equities Limited ACN 003 485 952	Thursday, 9 June 2016	6,907.48		4,715 Ordinary shares
CBA Equities Limited ACN 003 485 952	Thursday, 9 June 2016	22,492.87		15,566 Ordinary shares
CBA Equities Limited ACN 003 485 952	Thursday, 9 June 2016	5,540.13		3,834 Ordinary shares
CBA Equities Limited ACN 003 485 952	Thursday, 9 June 2016	28,709.26		19,868 Ordinary shares
CBA Equities Limited ACN 003 485 952	Friday, 10 June 2016	4,965.10		3,460 Ordinary shares
CBA Equities Limited ACN 003 485 952	Friday, 10 June 2016	139.19		97 Ordinary shares
CBA Equities Limited ACN 003 485 952	Tuesday, 14 June 2016	4,895.80		3,497 Ordinary shares
CBA Equities Limited ACN 003 485 952	Wednesday, 15 June 2016	4,981.76		3,584 Ordinary shares
CBA Equities Limited ACN 003 485 952	Wednesday, 15 June 2016	16,102.91		11,797 Ordinary shares
CBA Equities Limited	Thursday, 16 June 2016	136,701.76		100,516 Ordinary shares

ACN 003 485 952				
CBA Equities Limited ACN 003 485 952	Thursday, 16 June 2016	79,706.88		58,608 Ordinary shares
CBA Equities Limited ACN 003 485 952	Thursday, 16 June 2016	276.67		217 Ordinary shares
CBA Equities Limited ACN 003 485 952	Thursday, 16 June 2016	1,275.00		1,000 Ordinary shares
CBA Equities Limited ACN 003 485 952	Thursday, 16 June 2016	1,275.00		1,000 Ordinary shares
CBA Equities Limited ACN 003 485 952	Thursday, 16 June 2016	1,168,365.12		859,092 Ordinary shares
CBA Equities Limited ACN 003 485 952	Monday, 29 February 2016	N/A		610,000 Ordinary shares (borrowed from Merrill Lynch Equities Australia Limited, see Annexure C)
CBA Equities Limited ACN 003 485 952	Monday, 15 February 2016	N/A		3,520,452 Ordinary shares (borrowed from Merrill Lynch International, see Annexure C)
CBA Equities Limited ACN 003 485 952	Tuesday, 16 February 2016	N/A		3,520,452 Ordinary shares (borrowed from Merrill Lynch International, see Annexure C)
CBA Equities Limited ACN 003 485 952	Thursday, 18 February 2016	N/A		4 Ordinary shares (borrowed from Merrill Lynch International, see Annexure C)
CBA Equities Limited ACN 003 485 952	Friday, 8 April 2016	N/A		500,644 Ordinary shares (borrowed from Merrill Lynch International, see Annexure C)
CBA Equities Limited ACN 003 485 952	Thursday, 2 June 2016	N/A		23,528 Ordinary shares (borrowed from Merrill Lynch International, see Annexure C)

Colonial First State Asset Management (Australia) Limited ACN 114 194 311

Holder of relevant interest	Date of acquisition	Consideration Cash	Consideration Non-Cash	Class and number of securities
-----------------------------	---------------------	--------------------	------------------------	--------------------------------

Colonial First State Asset Management (Australia) Limited ACN 114 194 311	Tuesday, 16 February 2016	526,822.13		442,931 Ordinary shares
Colonial First State Asset Management (Australia) Limited ACN 114 194 311	Wednesday, 9 March 2016	448,952.21		339,139 Ordinary shares
Colonial First State Asset Management (Australia) Limited ACN 114 194 311	Monday, 21 March 2016	486,042.87		368,298 Ordinary shares
Colonial First State Asset Management (Australia) Limited ACN 114 194 311	Thursday, 24 March 2016	251,444.01		193,478 Ordinary shares
Colonial First State Asset Management (Australia) Limited ACN 114 194 311	Wednesday, 20 April 2016	867,711.29		598,628 Ordinary shares
Colonial First State Asset Management (Australia) Limited ACN 114 194 311	Tuesday, 10 May 2016	339,643.29		258,835 Ordinary shares
Colonial First State Asset Management (Australia) Limited ACN 114 194 311	Wednesday, 20 April 2016	754,237.94		520,559 Ordinary shares
Colonial First State Asset Management (Australia) Limited ACN 114 194 311	Thursday, 21 April 2016	754,924.52		515,835 Ordinary shares
Colonial First State Asset Management (Australia) Limited ACN 114 194 311	Thursday, 21 April 2016	469,165.20		335,118 Ordinary shares
Colonial First State Asset Management (Australia) Limited ACN 114 194 311	Friday, 22 April 2016	527,902.96		373,816 Ordinary shares
Colonial First State Asset Management (Australia) Limited ACN 114 194 311	Monday, 15 February 2016	150,840.98		131,854 Ordinary shares
Colonial First State Asset Management (Australia) Limited ACN	Tuesday, 7 June 2016	11,634.74		7,969 Ordinary shares

114 194 311				
Colonial First State Asset Management (Australia) Limited ACN 114 194 311	Tuesday, 16 February 2016	4,861.08		4,087 Ordinary shares
Colonial First State Asset Management (Australia) Limited ACN 114 194 311	Wednesday, 24 February 2016	4,834.46		3,854 Ordinary shares
Colonial First State Asset Management (Australia) Limited ACN 114 194 311	Thursday, 25 February 2016	4,911.41		3,937 Ordinary shares
Colonial First State Asset Management (Australia) Limited ACN 114 194 311	Thursday, 25 February 2016	5,322.57		4,191 Ordinary shares
Colonial First State Asset Management (Australia) Limited ACN 114 194 311	Friday, 26 February 2016	9,806.95		7,508 Ordinary shares
Colonial First State Asset Management (Australia) Limited ACN 114 194 311	Wednesday, 2 March 2016	7,564.69		5,559 Ordinary shares
Colonial First State Asset Management (Australia) Limited ACN 114 194 311	Wednesday, 2 March 2016	3,736.01		2,732 Ordinary shares
Colonial First State Asset Management (Australia) Limited ACN 114 194 311	Thursday, 3 March 2016	2,912.39		2,106 Ordinary shares
Colonial First State Asset Management (Australia) Limited ACN 114 194 311	Thursday, 3 March 2016	1,101.24		798 Ordinary shares
Colonial First State Asset Management (Australia) Limited ACN 114 194 311	Wednesday, 20 April 2016	6,699.59		4,622 Ordinary shares
Colonial First State Asset Management (Australia) Limited ACN 114 194 311	Friday, 22 April 2016	5,015.03		3,556 Ordinary shares
Colonial First State Asset Management	Tuesday, 3 May 2016	10,400.75		6,708 Ordinary shares

(Australia) Limited ACN 114 194 311				
Colonial First State Asset Management (Australia) Limited ACN 114 194 311	Wednesday, 4 May 2016	5,157.21		3,515 Ordinary shares
Colonial First State Asset Management (Australia) Limited ACN 114 194 311	Thursday, 5 May 2016	5,131.35		3,620 Ordinary shares
Colonial First State Asset Management (Australia) Limited ACN 114 194 311	Tuesday, 16 February 2016	489,652.19		411,680 Ordinary shares
Colonial First State Asset Management (Australia) Limited ACN 114 194 311	Wednesday, 24 February 2016	496,775.01		396,026 Ordinary shares
Colonial First State Asset Management (Australia) Limited ACN 114 194 311	Thursday, 25 February 2016	547,196.01		430,863 Ordinary shares
Colonial First State Asset Management (Australia) Limited ACN 114 194 311	Thursday, 25 February 2016	504,900.68		404,730 Ordinary shares
Colonial First State Asset Management (Australia) Limited ACN 114 194 311	Friday, 26 February 2016	997,965.54		764,022 Ordinary shares
Colonial First State Asset Management (Australia) Limited ACN 114 194 311	Wednesday, 2 March 2016	609,917.36		448,205 Ordinary shares
Colonial First State Asset Management (Australia) Limited ACN 114 194 311	Wednesday, 2 March 2016	301,340.93		220,359 Ordinary shares
Colonial First State Asset Management (Australia) Limited ACN 114 194 311	Thursday, 3 March 2016	263,743.92		190,718 Ordinary shares
Colonial First State Asset Management (Australia) Limited ACN 114 194 311	Thursday, 3 March 2016	99,707.76		72,252 Ordinary shares

Colonial First State Asset Management (Australia) Limited ACN 114 194 311	Wednesday, 20 April 2016	619,809.10		427,602 Ordinary shares
Colonial First State Asset Management (Australia) Limited ACN 114 194 311	Friday, 22 April 2016	461,060.92		326,924 Ordinary shares
Colonial First State Asset Management (Australia) Limited ACN 114 194 311	Tuesday, 3 May 2016	917,536.28		591,768 Ordinary shares
Colonial First State Asset Management (Australia) Limited ACN 114 194 311	Wednesday, 4 May 2016	446,229.81		304,137 Ordinary shares
Colonial First State Asset Management (Australia) Limited ACN 114 194 311	Thursday, 5 May 2016	453,232.87		319,741 Ordinary shares
Colonial First State Asset Management (Australia) Limited ACN 114 194 311	Tuesday, 31 May 2016	390,610.87		276,617 Ordinary shares
Colonial First State Asset Management (Australia) Limited ACN 114 194 311	Thursday, 18 February 2016	132,295.34		106,707 Ordinary shares
Colonial First State Asset Management (Australia) Limited ACN 114 194 311	Wednesday, 2 March 2016	84,414.51		62,033 Ordinary shares
Colonial First State Asset Management (Australia) Limited ACN 114 194 311	Wednesday, 2 March 2016	41,707.38		30,499 Ordinary shares
Colonial First State Asset Management (Australia) Limited ACN 114 194 311	Monday, 7 March 2016	114,759.16		82,436 Ordinary shares
Colonial First State Asset Management (Australia) Limited ACN 114 194 311	Wednesday, 20 April 2016	419,650.54		289,514 Ordinary shares
Colonial First State Asset Management (Australia) Limited ACN	Monday, 15 February 2016	249,241.62		224,542 Ordinary shares

114 194 311				
Colonial First State Asset Management (Australia) Limited ACN 114 194 311	Tuesday, 16 February 2016	757,666.83		637,016 Ordinary shares
Colonial First State Asset Management (Australia) Limited ACN 114 194 311	Tuesday, 16 February 2016	23,838.38		20,625 Ordinary shares
Colonial First State Asset Management (Australia) Limited ACN 114 194 311	Wednesday, 2 March 2016	787,255.46		578,524 Ordinary shares
Colonial First State Asset Management (Australia) Limited ACN 114 194 311	Wednesday, 2 March 2016	388,958.02		284,430 Ordinary shares
Colonial First State Asset Management (Australia) Limited ACN 114 194 311	Thursday, 3 March 2016	568,147.59		410,719 Ordinary shares
Colonial First State Asset Management (Australia) Limited ACN 114 194 311	Thursday, 3 March 2016	215,787.84		156,368 Ordinary shares
Colonial First State Asset Management (Australia) Limited ACN 114 194 311	Friday, 4 March 2016	380,110.20		283,622 Ordinary shares
Colonial First State Asset Management (Australia) Limited ACN 114 194 311	Wednesday, 20 April 2016	2,130,131.57		1,469,563 Ordinary shares
Colonial First State Asset Management (Australia) Limited ACN 114 194 311	Tuesday, 1 March 2016	3,347.61		2,517 Ordinary shares
Colonial First State Asset Management (Australia) Limited ACN 114 194 311	Wednesday, 20 April 2016	7,297.85		5,033 Ordinary shares
Colonial First State Asset Management (Australia) Limited ACN 114 194 311	Monday, 29 February 2016	26,605.44		19,781 Ordinary shares
Colonial First State Asset Management	Thursday, 31 March	55,740.10		42,877 Ordinary shares

(Australia) Limited ACN 114 194 311	2016			
Colonial First State Asset Management (Australia) Limited ACN 114 194 311	Tuesday, 7 June 2016	27,150.16		18,596 Ordinary shares
Colonial First State Asset Management (Australia) Limited ACN 114 194 311	Tuesday, 16 February 2016	384,868.43		323,582 Ordinary shares
Colonial First State Asset Management (Australia) Limited ACN 114 194 311	Tuesday, 16 February 2016	12,109.32		10,477 Ordinary shares
Colonial First State Asset Management (Australia) Limited ACN 114 194 311	Wednesday, 2 March 2016	800,521.90		588,273 Ordinary shares
Colonial First State Asset Management (Australia) Limited ACN 114 194 311	Wednesday, 2 March 2016	395,511.08		289,222 Ordinary shares
Colonial First State Asset Management (Australia) Limited ACN 114 194 311	Thursday, 3 March 2016	578,229.08		418,007 Ordinary shares
Colonial First State Asset Management (Australia) Limited ACN 114 194 311	Thursday, 3 March 2016	219,617.34		159,143 Ordinary shares
Colonial First State Asset Management (Australia) Limited ACN 114 194 311	Friday, 4 March 2016	386,783.06		288,601 Ordinary shares
Colonial First State Asset Management (Australia) Limited ACN 114 194 311	Wednesday, 20 April 2016	2,065,057.72		1,424,669 Ordinary shares
Colonial First State Asset Management (Australia) Limited ACN 114 194 311	Tuesday, 16 February 2016	12,046.76		9,956 Ordinary shares
Colonial First State Asset Management (Australia) Limited ACN 114 194 311	Friday, 19 February 2016	8,132.52		6,666 Ordinary shares

Colonial First State Asset Management (Australia) Limited ACN 114 194 311	Tuesday, 23 February 2016	10,238.74		8,062 Ordinary shares
Colonial First State Asset Management (Australia) Limited ACN 114 194 311	Wednesday, 24 February 2016	15,043.68		11,987 Ordinary shares
Colonial First State Asset Management (Australia) Limited ACN 114 194 311	Friday, 26 February 2016	6,836.89		5,219 Ordinary shares
Colonial First State Asset Management (Australia) Limited ACN 114 194 311	Tuesday, 1 March 2016	6,338.78		4,766 Ordinary shares
Colonial First State Asset Management (Australia) Limited ACN 114 194 311	Thursday, 31 March 2016	7,619.30		5,861 Ordinary shares
Colonial First State Asset Management (Australia) Limited ACN 114 194 311	Wednesday, 6 April 2016	12,030.20		9,254 Ordinary shares
Colonial First State Asset Management (Australia) Limited ACN 114 194 311	Thursday, 7 April 2016	8,629.97		6,613 Ordinary shares
Colonial First State Asset Management (Australia) Limited ACN 114 194 311	Thursday, 7 April 2016	48,904.88		37,475 Ordinary shares
Colonial First State Asset Management (Australia) Limited ACN 114 194 311	Thursday, 14 April 2016	8,582.75		6,242 Ordinary shares
Colonial First State Asset Management (Australia) Limited ACN 114 194 311	Tuesday, 19 April 2016	12,975.96		9,138 Ordinary shares
Colonial First State Asset Management (Australia) Limited ACN 114 194 311	Tuesday, 26 April 2016	10,362.10		7,171 Ordinary shares
Colonial First State Asset Management (Australia) Limited ACN	Monday, 23 May 2016	36,509.33		25,531 Ordinary shares

114 194 311				
Colonial First State Asset Management (Australia) Limited ACN 114 194 311	Thursday, 16 June 2016	10,407.95		7,945 Ordinary shares
Colonial First State Asset Management (Australia) Limited ACN 114 194 311	Tuesday, 16 February 2016	324,964.30		273,217 Ordinary shares
Colonial First State Asset Management (Australia) Limited ACN 114 194 311	Tuesday, 16 February 2016	10,224.21		8,846 Ordinary shares
Colonial First State Asset Management (Australia) Limited ACN 114 194 311	Wednesday, 2 March 2016	670,343.69		492,610 Ordinary shares
Colonial First State Asset Management (Australia) Limited ACN 114 194 311	Wednesday, 2 March 2016	331,194.82		242,190 Ordinary shares
Colonial First State Asset Management (Australia) Limited ACN 114 194 311	Thursday, 3 March 2016	483,762.14		349,716 Ordinary shares
Colonial First State Asset Management (Australia) Limited ACN 114 194 311	Thursday, 3 March 2016	183,738.72		133,144 Ordinary shares
Colonial First State Asset Management (Australia) Limited ACN 114 194 311	Friday, 4 March 2016	323,620.77		241,472 Ordinary shares
Colonial First State Asset Management (Australia) Limited ACN 114 194 311	Wednesday, 20 April 2016	1,775,554.88		1,224,943 Ordinary shares
Colonial First State Asset Management (Australia) Limited ACN 114 194 311	Tuesday, 16 February 2016	24,948.85		20,976 Ordinary shares
Colonial First State Asset Management (Australia) Limited ACN 114 194 311	Tuesday, 16 February 2016	784.79		679 Ordinary shares
Colonial First State Asset Management	Wednesday, 2 March	51,909.08		38,146 Ordinary shares

(Australia) Limited ACN 114 194 311	2016			
Colonial First State Asset Management (Australia) Limited ACN 114 194 311	Wednesday, 2 March 2016	25,646.10		18,754 Ordinary shares
Colonial First State Asset Management (Australia) Limited ACN 114 194 311	Thursday, 3 March 2016	37,458.38		27,079 Ordinary shares
Colonial First State Asset Management (Australia) Limited ACN 114 194 311	Thursday, 3 March 2016	14,226.42		10,309 Ordinary shares
Colonial First State Asset Management (Australia) Limited ACN 114 194 311	Friday, 4 March 2016	25,057.72		18,697 Ordinary shares
Colonial First State Asset Management (Australia) Limited ACN 114 194 311	Wednesday, 20 April 2016	136,486.37		94,161 Ordinary shares
Colonial First State Asset Management (Australia) Limited ACN 114 194 311	Wednesday, 13 April 2016	95,207.44		72,539 Ordinary shares
Colonial First State Asset Management (Australia) Limited ACN 114 194 311	Wednesday, 13 April 2016	262,500.00		200,000 Ordinary shares
Colonial First State Asset Management (Australia) Limited ACN 114 194 311	Thursday, 14 April 2016	370,329.34		269,880 Ordinary shares
Colonial First State Asset Management (Australia) Limited ACN 114 194 311	Wednesday, 4 May 2016	785,287.91		553,995 Ordinary shares
Colonial First State Asset Management (Australia) Limited ACN 114 194 311	Tuesday, 1 March 2016	1,919.19		1,443 Ordinary shares
Colonial First State Asset Management (Australia) Limited ACN 114 194 311	Friday, 1 April 2016	7,105.44		5,424 Ordinary shares

Colonial First State Asset Management (Australia) Limited ACN 114 194 311	Thursday, 7 April 2016	8,289.36		6,352 Ordinary shares
Colonial First State Asset Management (Australia) Limited ACN 114 194 311	Monday, 15 February 2016	121,477.93		106,187 Ordinary shares
Colonial First State Asset Management (Australia) Limited ACN 114 194 311	Thursday, 24 March 2016	84,300.26		65,839 Ordinary shares
Colonial First State Asset Management (Australia) Limited ACN 114 194 311	Tuesday, 16 February 2016	586,344.46		492,975 Ordinary shares
Colonial First State Asset Management (Australia) Limited ACN 114 194 311	Tuesday, 16 February 2016	18,447.72		15,961 Ordinary shares
Colonial First State Asset Management (Australia) Limited ACN 114 194 311	Wednesday, 2 March 2016	1,210,204.35		889,333 Ordinary shares
Colonial First State Asset Management (Australia) Limited ACN 114 194 311	Wednesday, 2 March 2016	597,922.96		437,238 Ordinary shares
Colonial First State Asset Management (Australia) Limited ACN 114 194 311	Thursday, 3 March 2016	873,356.14		631,357 Ordinary shares
Colonial First State Asset Management (Australia) Limited ACN 114 194 311	Thursday, 3 March 2016	331,711.98		240,371 Ordinary shares
Colonial First State Asset Management (Australia) Limited ACN 114 194 311	Friday, 4 March 2016	584,099.37		435,830 Ordinary shares
Colonial First State Asset Management (Australia) Limited ACN 114 194 311	Wednesday, 20 April 2016	2,966,491.62		2,046,562 Ordinary shares
Colonial First State Asset Management (Australia) Limited ACN	Wednesday, 20 April 2016	1,594,450.70		1,100,456 Ordinary shares

114 194 311				
Colonial First State Asset Management (Australia) Limited ACN 114 194 311	Thursday, 21 April 2016	1,595,551.60		1,090,230 Ordinary shares
Colonial First State Asset Management (Australia) Limited ACN 114 194 311	Thursday, 21 April 2016	991,704.00		708,360 Ordinary shares
Colonial First State Asset Management (Australia) Limited ACN 114 194 311	Friday, 22 April 2016	1,142,015.07		808,678 Ordinary shares
Colonial First State Asset Management (Australia) Limited ACN 114 194 311	Tuesday, 16 February 2016	292,149.94		245,628 Ordinary shares
Colonial First State Asset Management (Australia) Limited ACN 114 194 311	Tuesday, 16 February 2016	9,192.08		7,953 Ordinary shares
Colonial First State Asset Management (Australia) Limited ACN 114 194 311	Wednesday, 2 March 2016	607,326.40		446,301 Ordinary shares
Colonial First State Asset Management (Australia) Limited ACN 114 194 311	Wednesday, 2 March 2016	300,059.58		219,422 Ordinary shares
Colonial First State Asset Management (Australia) Limited ACN 114 194 311	Thursday, 3 March 2016	438,424.49		316,941 Ordinary shares
Colonial First State Asset Management (Australia) Limited ACN 114 194 311	Thursday, 3 March 2016	166,517.70		120,665 Ordinary shares
Colonial First State Asset Management (Australia) Limited ACN 114 194 311	Friday, 4 March 2016	293,300.09		218,848 Ordinary shares
Colonial First State Asset Management (Australia) Limited ACN 114 194 311	Wednesday, 20 April 2016	1,556,177.40		1,073,596 Ordinary shares
Colonial First State Asset Management	Wednesday, 24	4,730.10		3,769 Ordinary shares

(Australia) Limited ACN 114 194 311	February 2016			
Colonial First State Asset Management (Australia) Limited ACN 114 194 311	Friday, 26 February 2016	71,127.76		54,296 Ordinary shares
Colonial First State Asset Management (Australia) Limited ACN 114 194 311	Monday, 29 February 2016	2,468.08		1,835 Ordinary shares
Colonial First State Asset Management (Australia) Limited ACN 114 194 311	Wednesday, 16 March 2016	68,163.30		51,444 Ordinary shares
Colonial First State Asset Management (Australia) Limited ACN 114 194 311	Thursday, 24 March 2016	389.80		301 Ordinary shares
Colonial First State Asset Management (Australia) Limited ACN 114 194 311	Thursday, 24 March 2016	1,648.54		1,273 Ordinary shares
Colonial First State Asset Management (Australia) Limited ACN 114 194 311	Tuesday, 5 April 2016	69,022.20		53,094 Ordinary shares
Colonial First State Asset Management (Australia) Limited ACN 114 194 311	Tuesday, 12 April 2016	2,681.60		2,095 Ordinary shares
Colonial First State Asset Management (Australia) Limited ACN 114 194 311	Monday, 18 April 2016	5,037.49		3,677 Ordinary shares
Colonial First State Asset Management (Australia) Limited ACN 114 194 311	Friday, 29 April 2016	2,194.66		1,468 Ordinary shares
Colonial First State Asset Management (Australia) Limited ACN 114 194 311	Thursday, 12 May 2016	4,154.71		3,089 Ordinary shares
Colonial First State Asset Management (Australia) Limited ACN 114 194 311	Monday, 16 May 2016	7,208.60		5,320 Ordinary shares

Colonial First State Asset Management (Australia) Limited ACN 114 194 311	Tuesday, 24 May 2016	2,602.19		1,839 Ordinary shares
Colonial First State Asset Management (Australia) Limited ACN 114 194 311	Tuesday, 31 May 2016	3,330.91		2,354 Ordinary shares
Colonial First State Asset Management (Australia) Limited ACN 114 194 311	Wednesday, 1 June 2016	3,076.09		2,221 Ordinary shares
Colonial First State Asset Management (Australia) Limited ACN 114 194 311	Thursday, 9 June 2016	11,577.34		8,012 Ordinary shares
Colonial First State Asset Management (Australia) Limited ACN 114 194 311	Thursday, 18 February 2016	352,884.27		284,630 Ordinary shares
Colonial First State Asset Management (Australia) Limited ACN 114 194 311	Wednesday, 2 March 2016	225,255.95		165,532 Ordinary shares
Colonial First State Asset Management (Australia) Limited ACN 114 194 311	Wednesday, 2 March 2016	111,291.25		81,383 Ordinary shares
Colonial First State Asset Management (Australia) Limited ACN 114 194 311	Monday, 7 March 2016	398,505.33		286,262 Ordinary shares
Colonial First State Asset Management (Australia) Limited ACN 114 194 311	Monday, 14 March 2016	89,795.22		63,893 Ordinary shares
Colonial First State Asset Management (Australia) Limited ACN 114 194 311	Monday, 14 March 2016	35,562.53		25,371 Ordinary shares
Colonial First State Asset Management (Australia) Limited ACN 114 194 311	Wednesday, 23 March 2016	31,476.20		23,761 Ordinary shares
Colonial First State Asset Management (Australia) Limited ACN	Thursday, 14 April 2016	14,683.91		10,701 Ordinary shares

114 194 311				
Colonial First State Asset Management (Australia) Limited ACN 114 194 311	Wednesday, 20 April 2016	1,381,070.55		952,791 Ordinary shares
Colonial First State Asset Management (Australia) Limited ACN 114 194 311	Tuesday, 16 February 2016	645,002.10		542,292 Ordinary shares
Colonial First State Asset Management (Australia) Limited ACN 114 194 311	Wednesday, 24 February 2016	651,305.80		519,217 Ordinary shares
Colonial First State Asset Management (Australia) Limited ACN 114 194 311	Thursday, 25 February 2016	662,023.30		530,680 Ordinary shares
Colonial First State Asset Management (Australia) Limited ACN 114 194 311	Thursday, 25 February 2016	717,481.42		564,946 Ordinary shares
Colonial First State Asset Management (Australia) Limited ACN 114 194 311	Friday, 26 February 2016	1,321,999.80		1,012,096 Ordinary shares
Colonial First State Asset Management (Australia) Limited ACN 114 194 311	Wednesday, 2 March 2016	506,419.44		370,325 Ordinary shares
Colonial First State Asset Management (Australia) Limited ACN 114 194 311	Wednesday, 2 March 2016	1,024,999.47		753,233 Ordinary shares
Colonial First State Asset Management (Australia) Limited ACN 114 194 311	Thursday, 3 March 2016	390,407.88		282,311 Ordinary shares
Colonial First State Asset Management (Australia) Limited ACN 114 194 311	Thursday, 3 March 2016	147,591.00		106,950 Ordinary shares
Colonial First State Asset Management (Australia) Limited ACN 114 194 311	Wednesday, 20 April 2016	904,296.67		623,868 Ordinary shares
Colonial First State Asset Management	Friday, 22 April 2016	676,692.97		479,822 Ordinary shares

(Australia) Limited ACN 114 194 311				
Colonial First State Asset Management (Australia) Limited ACN 114 194 311	Tuesday, 3 May 2016	1,406,705.08		907,259 Ordinary shares
Colonial First State Asset Management (Australia) Limited ACN 114 194 311	Wednesday, 4 May 2016	684,309.42		466,405 Ordinary shares
Colonial First State Asset Management (Australia) Limited ACN 114 194 311	Thursday, 5 May 2016	694,635.95		490,043 Ordinary shares
Colonial First State Asset Management (Australia) Limited ACN 114 194 311	Thursday, 18 February 2016	456,645.62		368,322 Ordinary shares
Colonial First State Asset Management (Australia) Limited ACN 114 194 311	Wednesday, 2 March 2016	282,136.02		207,331 Ordinary shares
Colonial First State Asset Management (Australia) Limited ACN 114 194 311	Wednesday, 2 March 2016	139,394.74		101,934 Ordinary shares
Colonial First State Asset Management (Australia) Limited ACN 114 194 311	Monday, 7 March 2016	512,381.89		368,064 Ordinary shares
Colonial First State Asset Management (Australia) Limited ACN 114 194 311	Wednesday, 20 April 2016	1,607,810.04		1,109,217 Ordinary shares
Colonial First State Asset Management (Australia) Limited ACN 114 194 311	Tuesday, 7 June 2016	1,064,046.23		726,361 Ordinary shares

Colonial First State Investments Limited (Note 1) ACN 002 348 352

Holder of relevant interest	Date of acquisition	Consideration Cash	Consideration Non- Cash	Class and number of securities
Colonial First State Investments Limited (Note 1) ACN 002 348	Tuesday, 10 May 2016	22,595.80		17,292 Ordinary shares

352				
Colonial First State Investments Limited (Note 1) ACN 002 348 352	Wednesday, 11 May 2016	26,132.90		19,805 Ordinary shares
Colonial First State Investments Limited (Note 1) ACN 002 348 352	Wednesday, 11 May 2016	284,367.76		214,213 Ordinary shares
Colonial First State Investments Limited (Note 1) ACN 002 348 352	Friday, 13 May 2016	6,808.87		5,101 Ordinary shares
Colonial First State Investments Limited (Note 1) ACN 002 348 352	Monday, 16 May 2016	18,551.50		13,720 Ordinary shares
Colonial First State Investments Limited (Note 1) ACN 002 348 352	Tuesday, 17 May 2016	6,848.16		4,954 Ordinary shares
Colonial First State Investments Limited (Note 1) ACN 002 348 352	Thursday, 19 May 2016	63,980.72		46,279 Ordinary shares
Colonial First State Investments Limited (Note 1) ACN 002 348 352	Thursday, 2 June 2016	30,332.69		22,549 Ordinary shares
Colonial First State Investments Limited (Note 1) ACN 002 348 352	Friday, 3 June 2016	9,416.04		6,978 Ordinary shares
Colonial First State Investments Limited (Note 1) ACN 002 348 352	Tuesday, 12 April 2016	21,234.05		16,700 Ordinary shares
Colonial First State Investments Limited (Note 1) ACN 002 348 352	Wednesday, 13 April 2016	1,702.09		1,300 Ordinary shares
Colonial First State Investments Limited (Note 1) ACN 002 348 352	Wednesday, 4 May 2016	6,768.00		4,700 Ordinary shares
Colonial First State Investments Limited	Thursday, 5 May 2016	18,526.20		13,200 Ordinary shares

(Note 1) ACN 002 348 352				
Colonial First State Investments Limited (Note 1) ACN 002 348 352	Friday, 11 March 2016	N/A		5,662 Ordinary shares (borrowed from Citigroup Global Markets Limited (Agreement 1), see Annexure C)
Colonial First State Investments Limited (Note 1) ACN 002 348 352	Wednesday, 16 March 2016	N/A		14,753 Ordinary shares (borrowed from Citigroup Global Markets Limited (Agreement 1), see Annexure C)
Colonial First State Investments Limited (Note 1) ACN 002 348 352	Tuesday, 22 March 2016	N/A		4,537 Ordinary shares (borrowed from Citigroup Global Markets Limited (Agreement 1), see Annexure C)
Colonial First State Investments Limited (Note 1) ACN 002 348 352	Wednesday, 30 March 2016	N/A		8,832 Ordinary shares (borrowed from Citigroup Global Markets Limited (Agreement 1), see Annexure C)
Colonial First State Investments Limited (Note 1) ACN 002 348 352	Friday, 1 April 2016	N/A		6,258 Ordinary shares (borrowed from Citigroup Global Markets Limited (Agreement 1), see Annexure C)
Colonial First State Investments Limited (Note 1) ACN 002 348 352	Thursday, 7 April 2016	N/A		5,212 Ordinary shares (borrowed from Citigroup Global Markets Limited (Agreement 1), see Annexure C)
Colonial First State Investments Limited (Note 1) ACN 002 348 352	Monday, 11 April 2016	N/A		2,773 Ordinary shares (borrowed from Citigroup Global Markets Limited (Agreement 1), see Annexure C)
Colonial First State Investments Limited (Note 1) ACN 002 348 352	Wednesday, 13 April 2016	N/A		1,370 Ordinary shares (borrowed from Citigroup Global Markets Limited (Agreement 1), see Annexure C)
Colonial First State Investments Limited (Note 1) ACN 002 348 352	Friday, 6 May 2016	N/A		5,944 Ordinary shares (borrowed from Citigroup Global Markets Limited (Agreement 1), see Annexure C)
Colonial First State Investments Limited	Thursday, 12 May 2016	N/A		7,204 Ordinary shares (borrowed from

(Note 1) ACN 002 348 352				Citigroup Global Markets Limited (Agreement 1), see Annexure C)
Colonial First State Investments Limited (Note 1) ACN 002 348 352	Monday, 16 May 2016	N/A		13,718 Ordinary shares (borrowed from Citigroup Global Markets Limited (Agreement 1), see Annexure C)
Colonial First State Investments Limited (Note 1) ACN 002 348 352	Friday, 3 June 2016	N/A		16,336 Ordinary shares (borrowed from Citigroup Global Markets Limited (Agreement 1), see Annexure C)
Colonial First State Investments Limited (Note 1) ACN 002 348 352	Thursday, 16 June 2016	N/A		1,352 Ordinary shares (borrowed from Citigroup Global Markets Limited (Agreement 1), see Annexure C)
Colonial First State Investments Limited (Note 1) ACN 002 348 352	Wednesday, 15 June 2016	N/A		29,402 Ordinary shares (borrowed from UBS AG (Agreement 3), see Annexure C)
Colonial First State Investments Limited (Note 1) ACN 002 348 352	Tuesday, 10 May 2016	45,432.04		34,768 Ordinary shares
Colonial First State Investments Limited (Note 1) ACN 002 348 352	Wednesday, 11 May 2016	53,019.23		40,181 Ordinary shares
Colonial First State Investments Limited (Note 1) ACN 002 348 352	Wednesday, 11 May 2016	571,292.28		430,352 Ordinary shares
Colonial First State Investments Limited (Note 1) ACN 002 348 352	Friday, 13 May 2016	6,808.87		5,101 Ordinary shares
Colonial First State Investments Limited (Note 1) ACN 002 348 352	Monday, 16 May 2016	37,407.23		27,665 Ordinary shares
Colonial First State Investments Limited (Note 1) ACN 002 348 352	Tuesday, 17 May 2016	8,779.30		6,351 Ordinary shares
Colonial First State Investments Limited	Thursday, 19 May 2016	129,267.90		93,503 Ordinary shares

(Note 1) ACN 002 348 352				
Colonial First State Investments Limited (Note 1) ACN 002 348 352	Thursday, 2 June 2016	61,285.51		45,559 Ordinary shares
Colonial First State Investments Limited (Note 1) ACN 002 348 352	Friday, 3 June 2016	19,025.05		14,099 Ordinary shares
Colonial First State Investments Limited (Note 1) ACN 002 348 352	Tuesday, 12 April 2016	74,382.75		58,500 Ordinary shares
Colonial First State Investments Limited (Note 1) ACN 002 348 352	Wednesday, 13 April 2016	6,153.71		4,700 Ordinary shares
Colonial First State Investments Limited (Note 1) ACN 002 348 352	Wednesday, 4 May 2016	23,616.00		16,400 Ordinary shares
Colonial First State Investments Limited (Note 1) ACN 002 348 352	Thursday, 5 May 2016	65,122.40		46,400 Ordinary shares
Colonial First State Investments Limited (Note 1) ACN 002 348 352	Thursday, 3 March 2016	2,147,836.44		1,548,325 Ordinary shares
Colonial First State Investments Limited (Note 1) ACN 002 348 352	Friday, 4 March 2016	628,791.87		464,533 Ordinary shares
Colonial First State Investments Limited (Note 1) ACN 002 348 352	Thursday, 10 March 2016	204,293.76		150,216 Ordinary shares
Colonial First State Investments Limited (Note 1) ACN 002 348 352	Monday, 14 March 2016	374,917.13		267,435 Ordinary shares
Colonial First State Investments Limited (Note 1) ACN 002 348 352	Thursday, 17 March 2016	156,789.86		115,695 Ordinary shares

Colonial First State Investments Limited (Note 1) ACN 002 348 352	Monday, 4 April 2016	181,870.00		139,900 Ordinary shares
Colonial First State Investments Limited (Note 1) ACN 002 348 352	Wednesday, 27 April 2016	166,415.26		112,633 Ordinary shares
Colonial First State Investments Limited (Note 1) ACN 002 348 352	Tuesday, 17 May 2016	60,547.50		43,875 Ordinary shares
Colonial First State Investments Limited (Note 1) ACN 002 348 352	Wednesday, 24 February 2016	275,241.58		219,316 Ordinary shares
Colonial First State Investments Limited (Note 1) ACN 002 348 352	Wednesday, 24 February 2016	6,010.20		4,789 Ordinary shares
Colonial First State Investments Limited (Note 1) ACN 002 348 352	Friday, 26 February 2016	50,742.71		38,771 Ordinary shares
Colonial First State Investments Limited (Note 1) ACN 002 348 352	Friday, 26 February 2016	39,641.93		30,363 Ordinary shares
Colonial First State Investments Limited (Note 1) ACN 002 348 352	Wednesday, 27 April 2016	21,033.70		14,506 Ordinary shares
Colonial First State Investments Limited (Note 1) ACN 002 348 352	Tuesday, 10 May 2016	6,830.23		5,227 Ordinary shares
Colonial First State Investments Limited (Note 1) ACN 002 348 352	Wednesday, 11 May 2016	63,725.31		48,004 Ordinary shares
Colonial First State Investments Limited (Note 1) ACN 002 348 352	Wednesday, 11 May 2016	6,784.92		5,142 Ordinary shares
Colonial First State Investments Limited (Note 1) ACN 002 348 352	Monday, 16 May 2016	6,877.03		5,086 Ordinary shares

352				
Colonial First State Investments Limited (Note 1) ACN 002 348 352	Tuesday, 17 May 2016	6,848.16		4,954 Ordinary shares
Colonial First State Investments Limited (Note 1) ACN 002 348 352	Thursday, 19 May 2016	14,196.89		10,269 Ordinary shares
Colonial First State Investments Limited (Note 1) ACN 002 348 352	Thursday, 2 June 2016	6,900.82		5,130 Ordinary shares
Colonial First State Investments Limited (Note 1) ACN 002 348 352	Friday, 3 June 2016	6,918.32		5,127 Ordinary shares
Colonial First State Investments Limited (Note 1) ACN 002 348 352	Tuesday, 22 March 2016	189,340.58		145,033 Ordinary shares
Colonial First State Investments Limited (Note 1) ACN 002 348 352	Wednesday, 23 March 2016	166,340.08		125,777 Ordinary shares
Colonial First State Investments Limited (Note 1) ACN 002 348 352	Wednesday, 4 May 2016	241,446.55		168,455 Ordinary shares
Colonial First State Investments Limited (Note 1) ACN 002 348 352	Wednesday, 4 May 2016	105,180.20		72,895 Ordinary shares
Colonial First State Investments Limited (Note 1) ACN 002 348 352	Monday, 6 June 2016	202,873.31		141,090 Ordinary shares
Colonial First State Investments Limited (Note 1) ACN 002 348 352	Wednesday, 16 March 2016	391,061.82		295,141 Ordinary shares
Colonial First State Investments Limited (Note 1) ACN 002 348 352	Friday, 29 April 2016	57,038.74		38,153 Ordinary shares
Colonial First State Investments Limited	Friday, 29 April 2016	266,876.94		178,513 Ordinary shares

(Note 1) ACN 002 348 352				
Colonial First State Investments Limited (Note 1) ACN 002 348 352	Friday, 3 June 2016	N/A		59,357 Ordinary shares (borrowed from UBS AG (Agreement 1), see Annexure C)
Colonial First State Investments Limited (Note 1) ACN 002 348 352	Thursday, 21 April 2016	283,500.00		200,000 Ordinary shares
Colonial First State Investments Limited (Note 1) ACN 002 348 352	Wednesday, 27 April 2016	296,900.00		200,000 Ordinary shares
Colonial First State Investments Limited (Note 1) ACN 002 348 352	Friday, 29 April 2016	148,290.00		100,000 Ordinary shares
Colonial First State Investments Limited (Note 1) ACN 002 348 352	Wednesday, 11 May 2016	71,501.40		54,000 Ordinary shares
Colonial First State Investments Limited (Note 1) ACN 002 348 352	Friday, 27 May 2016	3,911.76		2,700 Ordinary shares
Colonial First State Investments Limited (Note 1) ACN 002 348 352	Monday, 30 May 2016	25,565.40		18,000 Ordinary shares
Colonial First State Investments Limited (Note 1) ACN 002 348 352	Tuesday, 31 May 2016	16,926.00		12,000 Ordinary shares
Colonial First State Investments Limited (Note 1) ACN 002 348 352	Thursday, 2 June 2016	26,380.00		20,000 Ordinary shares
Colonial First State Investments Limited (Note 1) ACN 002 348 352	Friday, 3 June 2016	41,244.00		30,000 Ordinary shares
Colonial First State Investments Limited (Note 1) ACN 002 348 352	Monday, 6 June 2016	28,640.00		20,000 Ordinary shares

Colonial First State Investments Limited (Note 1) ACN 002 348 352	Wednesday, 8 June 2016	43,521.00		30,000 Ordinary shares
---	------------------------	-----------	--	------------------------

Colonial First State Investments Limited ACN 002 348 352

Holder of relevant interest	Date of acquisition	Consideration Cash	Consideration Non-Cash	Class and number of securities
Colonial First State Investments Limited ACN 002 348 352	Monday, 15 February 2016	15,688.82		13,714 Ordinary shares
Colonial First State Investments Limited ACN 002 348 352	Monday, 7 March 2016	6,754.05		5,003 Ordinary shares


Avanteos Investments Limited ACN 096 259 979

Holder of relevant interest	Date of acquisition	Consideration Cash	Consideration Non-Cash	Class and number of securities
Avanteos Investments Limited ACN 096 259 979	Tuesday, 8 March 2016	999.18		732 Ordinary shares
Avanteos Investments Limited ACN 096 259 979	Monday, 11 April 2016	9,257.78		7,261 Ordinary shares
Avanteos Investments Limited ACN 096 259 979	Tuesday, 19 April 2016	1,202.75		850 Ordinary shares
Avanteos Investments Limited ACN 096 259 979	Friday, 22 April 2016	7,998.93		5,673 Ordinary shares
Avanteos Investments Limited ACN 096 259 979	Wednesday, 11 May 2016	3,958.28		2,965 Ordinary shares
Avanteos Investments Limited ACN 096 259 979	Monday, 23 May 2016	7,549.75		5,252 Ordinary shares
Avanteos Investments Limited ACN 096 259 979	Thursday, 26 May 2016	8,005.43		5,625 Ordinary shares
Avanteos Investments Limited ACN 096 259 979	Wednesday, 1 June 2016	6,602.39		4,666 Ordinary shares

979				
-----	--	--	--	--

Annexure C

This is annexure C referred to in Form 603, Notice of initial substantial holder dated **16/06/2016**



Carla Collingwood Company Secretary Dated the 17 June 2016

Commonwealth Bank of Australia will, if requested by the company or responsible entity to whom this form must be given or by the Australian Securities and Investments Commission (ASIC), give a copy of one or more of the following agreements to the company, responsible entity or ASIC (as appropriate).

Citigroup Global Markets Limited (Agreement 1)

Type of agreement:	Australian Master Securities Lending Agreement
Parties to agreement:	(1) Citigroup Global Markets Limited; and (2) Colonial First State Investments Limited
Can the parties exercise voting rights attaching to the securities?	No
If yes, in what circumstances?	N/A
Date on which the securities were (or are) expected to be delivered to the borrower or its nominee (ie borrow date):	The dates indicated in Annexure B on which securities were borrowed.
Scheduled date (if any) when the securities are expected to be returned to the borrower or its nominee (ie return date):	Any particular day.
Does the borrower have the right to return the securities early? [Yes/No]	Yes
If yes, in which circumstances?	At any time subject to giving notice.
Does the lender have the right to recall the securities early (ie before the scheduled return date)? [Yes/No]	Yes
If yes, in which circumstances?	At any time subject to giving notice.
Are there circumstances in which the borrower will not be required to return the securities on settlement? [Yes/No]	No
If yes, in which circumstances?	N/A

Merrill Lynch International

Type of agreement:	Global Master Securities Lending Agreement
--------------------	--

Parties to agreement:	(1) Commonwealth Bank of Australia and (2) Merrill Lynch International
Can the parties exercise voting rights attaching to the securities?	No
If yes, in what circumstances?	N/A
Date on which the securities were (or are) expected to be delivered to the borrower or its nominee (ie borrow date):	The dates indicated in Annexure B on which securities were borrowed.
Scheduled date (if any) when the securities are expected to be returned to the borrower or its nominee (ie return date):	Any particular day.
Does the borrower have the right to return the securities early? [Yes/No]	Yes
If yes, in which circumstances?	At any time subject to giving notice.
Does the lender have the right to recall the securities early (ie before the scheduled return date)? [Yes/No]	Yes
If yes, in which circumstances?	At any time subject to giving notice.
Are there circumstances in which the borrower will not be required to return the securities on settlement? [Yes/No]	No
If yes, in which circumstances?	N/A

Citigroup Global Markets Australia Pty Ltd

Type of agreement:	Australian Master Securities Lending Agreement
Parties to agreement:	(1) Commonwealth Bank of Australia and (2) Citigroup Global Markets Australia Pty Ltd
Can the parties exercise voting rights attaching to the securities?	Yes
If yes, in what circumstances?	In limited circumstances where a number of conditions are met and voting is administratively possible, CBA may be required to exercise voting rights as instructed by the lender.
Date on which the securities were (or are) expected to be delivered to the borrower or its nominee (ie borrow date):	The dates indicated in Annexure B on which securities were borrowed.
Scheduled date (if any) when the securities are expected to be returned to the borrower or its nominee (ie return date):	Any particular day.
Does the borrower have the right to return the securities early? [Yes/No]	Yes

If yes, in which circumstances?	At any time subject to giving notice.
Does the lender have the right to recall the securities early (ie before the scheduled return date)? [Yes/No]	Yes
If yes, in which circumstances?	At any time subject to giving notice.
Are there circumstances in which the borrower will not be required to return the securities on settlement? [Yes/No]	No
If yes, in which circumstances?	N/A

Barclays Capital Securities Ltd

Type of agreement:	Global Master Securities Lending Agreement
Parties to agreement:	(1) Commonwealth Bank of Australia and (2) Barclays Capital Securities Ltd
Can the parties exercise voting rights attaching to the securities?	No
If yes, in what circumstances?	N/A
Date on which the securities were (or are) expected to be delivered to the borrower or its nominee (ie borrow date):	The dates indicated in Annexure B on which securities were borrowed.
Scheduled date (if any) when the securities are expected to be returned to the borrower or its nominee (ie return date):	Any particular day.
Does the borrower have the right to return the securities early? [Yes/No]	Yes
If yes, in which circumstances?	At any time subject to giving notice.
Does the lender have the right to recall the securities early (ie before the scheduled return date)? [Yes/No]	Yes
If yes, in which circumstances?	At any time subject to giving notice.
Are there circumstances in which the borrower will not be required to return the securities on settlement? [Yes/No]	No
If yes, in which circumstances?	N/A

UBS AG (Agreement 3)

Type of agreement:	Australian Master Securities Lending Agreement
Parties to agreement:	(1) UBS AG; and (2) Colonial First State Investments Limited

Can the parties exercise voting rights attaching to the securities?	No
If yes, in what circumstances?	N/A
Date on which the securities were (or are) expected to be delivered to the borrower or its nominee (ie borrow date):	The dates indicated in Annexure B on which securities were borrowed.
Scheduled date (if any) when the securities are expected to be returned to the borrower or its nominee (ie return date):	Any particular day.
Does the borrower have the right to return the securities early? [Yes/No]	Yes
If yes, in which circumstances?	At any time subject to giving notice.
Does the lender have the right to recall the securities early (ie before the scheduled return date)? [Yes/No]	Yes
If yes, in which circumstances?	At any time subject to giving notice.
Are there circumstances in which the borrower will not be required to return the securities on settlement? [Yes/No]	No
If yes, in which circumstances?	N/A

UBS AG (Agreement 1)

Type of agreement:	Australian Master Securities Lending Agreement
Parties to agreement:	(1) UBS AG; and (2) Colonial First State Investments Limited
Can the parties exercise voting rights attaching to the securities?	No
If yes, in what circumstances?	N/A
Date on which the securities were (or are) expected to be delivered to the borrower or its nominee (ie borrow date):	The dates indicated in Annexure B on which securities were borrowed.
Scheduled date (if any) when the securities are expected to be returned to the borrower or its nominee (ie return date):	Any particular day.
Does the borrower have the right to return the securities early? [Yes/No]	Yes
If yes, in which circumstances?	At any time subject to giving notice.
Does the lender have the right to recall the securities early (ie before the scheduled return date)? [Yes/No]	Yes
If yes, in which circumstances?	At any time subject to giving notice.

Are there circumstances in which the borrower will not be required to return the securities on settlement? [Yes/No]	No
If yes, in which circumstances?	N/A

Merrill Lynch Equities Australia Limited

Type of agreement:	Australian Master Securities Lending Agreement
Parties to agreement:	(1) Commonwealth Bank of Australia and (2) Merrill Lynch Equities (Australia) Limited
Can the parties exercise voting rights attaching to the securities?	No
If yes, in what circumstances?	N/A
Date on which the securities were (or are) expected to be delivered to the borrower or its nominee (ie borrow date):	The dates indicated in Annexure B on which securities were borrowed.
Scheduled date (if any) when the securities are expected to be returned to the borrower or its nominee (ie return date):	Any particular day.
Does the borrower have the right to return the securities early? [Yes/No]	Yes
If yes, in which circumstances?	At any time subject to giving notice.
Does the lender have the right to recall the securities early (ie before the scheduled return date)? [Yes/No]	Yes
If yes, in which circumstances?	At any time subject to giving notice.
Are there circumstances in which the borrower will not be required to return the securities on settlement? [Yes/No]	No
If yes, in which circumstances?	N/A