

FORM 603

Corporations Act 2001

Section 671B

Notice of initial substantial holder**To: Company Name/Scheme: CLEANAWAY WASTE MANAGEMENT LIMITED**ACN/ARSN: **101 155 220****1. Details of substantial holder**

Name: Commonwealth Bank of Australia ACN 123 123 124 (CBA) and its related bodies corporate listed in annexure A

The holder became a substantial holder on: **19/07/2016****2. Details of voting power**

The total number of votes attached to all the voting shares in the company or voting interests in the scheme that the substantial holder or an associate had a relevant interest in on the date the substantial holder became a substantial holder are as follows.

Class of securities	Number of securities	Person's votes	Voting power (%)
Fully Paid ordinary shares	31,009,854	31,009,854	1.95

For the Securities (if any) listed below see NOTE 1 at the end of this form

Class of securities	Number of securities	Person's votes	Voting power (%)
Fully Paid ordinary shares	48,378,894	48,378,894	3.04

Class of securities	Number of securities	Person's votes	Voting power (%)
GRAND TOTAL Fully paid ordinary shares	79,388,748	79,388,748	5.00

3. Details of relevant interests

The nature of the relevant interest the substantial holder or an associate had in the following voting securities on the date the substantial holder became a substantial holder are as follows:

Holder of relevant interest	Nature of relevant interest	Class and number of securities
CBA Equities Limited ACN 003 485 952	<p>Relevant interest under paragraph 608(1)(b) and/or 608(1)(c) of the Corporations Act 2001 (Cth), being a relevant interest arising as a result of having the power to control the exercise of the right to vote attached to securities and/or to control the exercise of the power to dispose of securities in a proprietary capacity (including as a result of underwriting activities). In addition, if any OTC derivatives, warrants or other securities (other than ordinary shares or ordinary units (as applicable)) are referred to below in this row, the relevant interest in respect of those securities arises under subsection 608(8) being an accelerated relevant interest held in the same capacity.</p> <p>Nature of relevant interest derived from; ordinary shares 3,813,082</p>	<p>3,813,082 Fully paid ordinary shares</p> <p>(including 1,769,950 borrowed from Barclays Capital Securities Ltd, see Annexure C)</p>
Avanteos Investments Limited ACN 096 259 979	<p>Relevant interest under paragraph 608(1)(a), 608(1)(b) and 608(1)(c) of the Corporations Act 2001 (Cth), being a relevant interest arising as a result of being the registered holder of the relevant securities in its capacity as a superannuation trustee. In addition, if any OTC derivatives, warrants or other securities (other than ordinary shares or ordinary units (as applicable)) are referred to below in this row, the relevant interest in respect of those securities arises under subsection 608(8) being an accelerated relevant interest held in the same capacity.</p> <p>Nature of relevant interest derived from; ordinary shares 272,787</p>	<p>272,787 Fully paid ordinary shares</p>
Colonial First State Investments Limited (Note 1) ACN 002 348 352	<p>Relevant interest under paragraph 608(1)(b) and/or 608(1)(c) of the Corporations Act 2001 (Cth), being a relevant interest arising from having the residual power to control the exercise of the right to vote attached to securities and/or to control the exercise of the power to dispose of securities in its capacity as a responsible entity of a managed investment scheme (which managed investment scheme is not managed by either Colonial First State Investments Limited or a related body corporate). In addition, if any OTC derivatives, warrants or other securities (other than ordinary shares or ordinary units (as applicable)) are referred to below in this row, the relevant interest in respect of those securities arises under subsection 608(8) being a residual accelerated relevant interest held in the same capacity. Colonial First State Investments Limited has authorised the manager of each such managed investment scheme to exercise the powers referred to in paragraph 608(1)(b) and/or 608(1)(c) of the Corporations Act 2001 (Cth) in relation to those securities managed by the manager to the exclusion of</p>	<p>48,378,894 Fully paid ordinary shares</p> <p>(including 30,196 borrowed from Citigroup Global Markets Limited (Agreement 1), see Annexure C)</p> <p>(including 922,421 borrowed from UBS AG (Agreement 2), see Annexure C)</p>

	<p>Colonial First State Investments Limited except for provisions allowing Colonial First State Investments Limited to terminate the agreement with the manager or to exercise those powers where the agreement is terminated.</p> <p>Nature of relevant interest derived from; ordinary shares 48,378,894</p>	
<p>Commonwealth Bank Officers Superannuation Corporation Pty Limited ACN 074 519 798</p>	<p>Relevant interest under paragraph 608(1)(b) and/or 608(1)(c) of the Corporations Act 2001 (Cth), being a relevant interest arising from having the power to control the exercise of the right to vote attached to securities and/or to control the exercise of the power to dispose of securities in its capacity as trustee for the Officers' Superannuation Fund. In addition, if any OTC derivatives, warrants or other securities (other than ordinary shares or ordinary units (as applicable)) are referred to below in this row, the relevant interest in respect of those securities arises under subsection 608(8) being an accelerated relevant interest held in the same capacity.</p> <p>Nature of relevant interest derived from; ordinary shares 4,125,990</p>	<p>4,125,990 Fully paid ordinary shares</p>
<p>Colonial First State Asset Management (Australia) Limited ACN 114 194 311</p>	<p>Relevant interest under paragraph 608(1)(b) and/or 608(1)(c) of the Corporations Act 2001 (Cth), being a relevant interest arising from having the power to control the exercise of the right to vote attached to securities and/or to control the exercise of the power to dispose of securities in its capacity as investment manager (as provided for under its investment mandates). In addition, if any OTC derivatives, warrants or other securities (other than ordinary shares or ordinary units (as applicable)) are referred to below in this row, the relevant interest in respect of those securities arises under subsection 608(8) being an accelerated relevant interest held in the same capacity.</p> <p>Nature of relevant interest derived from; ordinary shares 22,797,995</p>	<p>22,797,995 Fully paid ordinary shares</p>
<p>Colonial First State Investments Limited ACN 002 348 352</p>	<p>Relevant interest under paragraph 608(1)(b) and/or 608(1)(c) of the Corporations Act 2001 (Cth), being a relevant interest arising from having the power to control the exercise of the right to vote attached to securities and/or to control the exercise of the power to dispose of securities in its capacity as a responsible entity of a managed investment scheme (which managed investment scheme is managed by Colonial First Statement Investments Limited or a related body corporate). In addition, if any OTC derivatives, warrants or other securities (other than ordinary shares or ordinary units (as applicable)) are referred to below in this row, the relevant interest in respect of those securities arises under subsection 608(8) being an accelerated relevant interest held in the same capacity.</p> <p>Nature of relevant interest derived from;</p>	<p>61,042,035 Fully paid ordinary shares</p> <p>(including 30,196 borrowed from Citigroup Global Markets Limited (Agreement 1), see Annexure C)</p> <p>(including 922,421 borrowed from UBS AG (Agreement 2), see Annexure C)</p>

	ordinary shares 61,042,035	
ASB Group Investments Limited Company Number 533945	<p>Relevant interest under paragraph 608(1)(b) and/or 608(1)(c) of the Corporations Act 2001 (Cth), being a relevant interest arising from having the power to control the exercise of the right to vote attached to securities and/or to control the exercise of the power to dispose of securities in its capacity as investment manager, as provided for under its investment mandates, as a life company holding statutory funds and as the responsible entity or manager of a managed investment scheme. In addition, if any OTC derivatives, warrants or other securities (other than ordinary shares or ordinary units (as applicable)) are referred to below in this row, the relevant interest in respect of those securities arises under subsection 608(8) being an accelerated relevant interest held in the same capacity.</p> <p>Nature of relevant interest derived from; ordinary shares 445,640</p>	445,640 Fully paid ordinary shares
The Colonial Mutual Life Assurance Society Limited ACN 004 021 809	<p>Relevant interest under paragraph 608(1)(a), 608(1)(b) and/or 608(1)(c) of the Corporations Act 2001 (Cth), being a relevant interest arising from holding securities, having the power to control the exercise of the right to vote attached to securities and/or to control the exercise of the power to dispose of securities in a proprietary capacity as a life insurance company. Statutory fund holdings are held by external custodians and voted by the relevant investment manager, so CMLA's relevant interest is qualified accordingly. In addition, if any OTC derivatives, warrants or other securities (other than ordinary shares or ordinary units (as applicable)) are referred to below in this row, the relevant interest in respect of those securities arises under subsection 608(8) being an accelerated relevant interest held in the same capacity.</p> <p>Nature of relevant interest derived from; ordinary shares 803,778</p>	803,778 Fully paid ordinary shares
Colonial First State Asset Management (Australia) Limited ACN 114 194 311	<p>Relevant interest under paragraph 608(1)(b) and/or 608(1)(c) of the Corporations Act 2001 (Cth), being a relevant interest arising from having the power to control the exercise of the right to vote attached to securities and/or to control the exercise of the power to dispose of securities in its capacity as investment manager (as provided for under its investment mandates). In addition, if any OTC derivatives, warrants or other securities (other than ordinary shares or ordinary units (as applicable)) are referred to below in this row, the relevant interest in respect of those securities arises under subsection 608(8) being an accelerated relevant interest held in the same capacity.</p> <p>Nature of relevant interest derived from; ordinary shares 21,548,577</p>	21,548,577 Fully paid ordinary shares

4. Details of present registered holders

The persons registered as holders of the securities referred to in paragraph 3 above are as follows

Holder of relevant interest	Registered holder of securities	Person entitled to be registered as holder	Class and number of securities
CBA Equities Limited ACN 003 485 952	Share Direct Nominees Pty Limited		3,813,082 Fully paid ordinary shares
Avanteos Investments Limited ACN 096 259 979	Avanteos Investments Limited		272,787 Fully paid ordinary shares
Colonial First State Investments Limited (Note 1) ACN 002 348 352	Citicorp Nominees Pty Limited (Australia)		20,457,502 Fully paid ordinary shares
Colonial First State Investments Limited (Note 1) ACN 002 348 352	UBS Nominees Pty Ltd		2,957,660 Fully paid ordinary shares
Colonial First State Investments Limited (Note 1) ACN 002 348 352	Citibank N A Hong Kong		24,963,732 Fully paid ordinary shares
Commonwealth Bank Officers Superannuation Corporation Pty Limited ACN 074 519 798	Citicorp Nominees Pty Limited (Australia)		4,125,990 Fully paid ordinary shares
Colonial First State Asset Management (Australia) Limited ACN 114 194 311	Citicorp Nominees Pty Limited (Australia)		15,185,719 Fully paid ordinary shares
Colonial First State Asset Management (Australia) Limited ACN 114 194 311	State Street Global Advisors (Australia) Limited		2,102,698 Fully paid ordinary shares
Colonial First State Asset Management (Australia) Limited ACN 114 194 311	National Bank Nominees Pty Limited		828,119 Fully paid ordinary shares
Colonial First State Asset Management (Australia) Limited ACN 114 194 311	Citibank N A London		2,320,724 Fully paid ordinary shares
Colonial First State Asset Management (Australia) Limited ACN 114 194 311	BNP Paribas Securities		1,749,968 Fully paid ordinary shares
Colonial First State Asset Management (Australia) Limited ACN 114 194 311	The Bank of New York Mellon Corp		165,127 Fully paid ordinary shares
Colonial First State Asset Management (Australia) Limited ACN 114 194 311	Citibank N A Hong Kong		445,640 Fully paid ordinary shares

5. Consideration

The consideration paid for each relevant interest referred to in paragraph 3 above, and acquired in the four months prior to the day that the substantial holder became a substantial holder is as follows:

Holder of relevant interest	Date of acquisition	Consideration-Cash	Consideration-Non-Cash	Class and number of securities
See annexure B to this notice				

6. Associates

The reasons the persons named in paragraph 3 above are associates of the substantial holder are as follows:

Name and ACN/ARSN (if applicable)	Nature of association
ASB Group Investments Limited Company Number 533945	An indirect wholly-owned subsidiary, and therefore related body corporate, of Commonwealth Bank of Australia
Commonwealth Bank Officers Superannuation Corporation Pty Limited ACN 074 519 798	A direct wholly-owned subsidiary, and therefore related body corporate, of Commonwealth Bank of Australia
CBA Equities Limited ACN 003 485 952	An indirect wholly-owned subsidiary, and therefore related body corporate, of Commonwealth Bank of Australia
Colonial First State Asset Management (Australia) Limited ACN 114 194 311	An indirect wholly-owned subsidiary, and therefore related body corporate, of Commonwealth Bank of Australia
Colonial First State Investments Limited ACN 002 348 352	An indirect wholly-owned subsidiary, and therefore related body corporate, of Commonwealth Bank of Australia
Avanteos Investments Limited ACN 096 259 979	An indirect wholly-owned subsidiary, and therefore related body corporate, of Commonwealth Bank of Australia
Realindex Investments Pty Limited ACN 133 312 017	An indirect wholly-owned subsidiary, and therefore related body corporate, of Commonwealth Bank of Australia
Sovereign Services Limited ACN 969417	An indirect wholly-owned subsidiary, and therefore related body corporate, of Commonwealth Bank of Australia
The Colonial Mutual Life Assurance Society Limited ACN 004 021 809	An indirect wholly-owned subsidiary, and therefore related body corporate, of Commonwealth Bank of Australia

7. Addresses

The addresses of persons named in this form are as follows:

Name	Address
ASB Group Investments Limited Company Number 533945	Level 2, ASB North Wharf, 12 Jellicoe Street, Auckland, 1010 , New Zealand
Commonwealth Bank Officers Superannuation Corporation Pty Limited ACN 074 519 798	Level 11 Tower 1, 201 Sussex St Sydney NSW 2001
CBA Equities Limited ACN 003 485 952	Ground Floor Tower 1, 201 Sussex Street, Sydney, NSW, 2000, Australia
Colonial First State Asset Management (Australia) Limited ACN 114 194 311	Ground Floor Tower 1, 201 Sussex Street, Sydney, NSW, 2000, Australia
Colonial First State Investments Limited ACN 002 348 352	Ground Floor Tower 1, 201 Sussex Street, Sydney, NSW, 2000, Australia
Avanteos Investments Limited ACN 096 259 979	Ground Floor Tower 1, 201 Sussex Street, Sydney, NSW, 2000, Australia
Realindex Investments Pty Limited ACN 133 312 017	Ground Floor Tower 1, 201 Sussex Street, Sydney, NSW, 2000, Australia
Sovereign Services Limited ACN 969417	Level 2, ASB North Wharf, 12 Jellicoe Street, Auckland, 1010 , New Zealand
The Colonial Mutual Life Assurance Society Limited ACN 004 021 809	Ground Floor Tower 1, 201 Sussex Street, Sydney, NSW, 2000, Australia

8. Signature

NOTE 1--(This note is relevant to section 2,3,4 and 5)

The relevant interests in these securities:

- a) are/were held by Colonial First State Investments Limited (CFS) as responsible entity of the specified registered managed investment schemes and relate(d) to holdings in connection with the Colonial First State First Choice product range. Decisions to buy/sell those securities and exercise voting rights in relation to those securities are made by managers to whom CFS has outsourced those functions. By instrument dated 29 October 2001 the Australian Securities and Investments Commission ("ASIC") has granted certain relief to CFS and its related bodies corporate for these holdings from the applicable provisions of Chapter 6 of the Corporations Act in relation to the acquisition of or increase in voting power of such securities (the Manager Relief). These managers are not associates of, other than by virtue of an agreement in accordance with the terms of the Manager Relief, the Commonwealth Bank of Australia group; or
- b) are/were held by or for the benefit of specified index funds where the funds have an objective of maintaining a portfolio tracking error less than 0.5% per annum. ASIC has granted certain relief to CFS and its related bodies corporate for these holdings from the applicable provisions of Chapter 6 of the Corporations Act in relation to the acquisition of or increase in voting power of such securities.




Dated the 21 day of July 2016

Carla Collingwood-Company Secretary

Annexure A

This is annexure A referred to in Form 603, Notice of initial substantial holder dated 19/07/2016



Carla Collingwood

Company Secretary

Dated the 21 July 2016


SCHEDULE

AEGIS CORRECTIONAL PARTNERSHIP PTY LTD
AEGIS LIMITED
AHL HOLDINGS PTY LIMITED
ALTONA V6 PTY LIMITED
ASB BANK LIMITED
ASB CAPITAL LIMITED (NZX-ASBPA)
ASB CAPITAL NO.2 LIMITED (NZX-ASBPB)
ASB FINANCE LIMITED
ASB FUNDING LIMITED
ASB GROUP (LIFE) LIMITED
ASB GROUP INVESTMENTS LIMITED
ASB HOLDINGS LIMITED
ASB MANAGEMENT SERVICES LIMITED
ASB NOMINEES LIMITED
ASB SECURITIES LIMITED
ASKLEPIOS LIMITED
ASPIRE SCHOOLS FINANCING (QLD) PTY LIMITED
ASPIRE SCHOOLS HOLDINGS (QLD) PTY LIMITED
AUSIEX NOMINEES PTY LIMITED
AUSTRALIAN INVESTMENT EXCHANGE LIMITED
AVANTEOS INVESTMENTS LIMITED
AVANTEOS PTY LTD
BANK OF HANGZHOU CO. LTD
BANKWEST FOUNDATION LIMITED
BDELTA VESSEL NO 1 PTY LTD
BDELTA VESSEL NO 2 PTY LTD
BDELTA VESSEL NO 3 PTY LTD
BDELTA VESSEL NO 4 PTY LTD
BOCOMMLIFE INSURANCE COMPANY LIMITED
BOND INVESTMENTS NO 1 LIMITED
BOND INVESTMENTS UK LIMITED
BW FINANCIAL ADVICE LIMITED
BW SECURITISATION MANAGEMENT PTY LTD
BWA GROUP SERVICES PTY LTD
BWA INTELLECTUAL PROPERTY HOLDINGS LIMITED
CAPITAL 121 PTY LIMITED
CARDS NZ LIMITED
CBA (EUROPE) FINANCE LTD (IN LIQUIDATION)
CBA A319 4624 PTY LIMITED
CBA A319 4635 PTY LIMITED
CBA A320 4077 PTY LTD
CBA A320 4948 PTY LIMITED
CBA A320 5156 PTY LIMITED
CBA A320 5249 PTY LTD
CBA A320 5289 PTY LTD
CBA A320 5638 PTY LTD
CBA A320 6749 PTY LIMITED
CBA A320 AIRCRAFT NO1 PTY LTD
CBA A330 1427 Pty Ltd
CBA A330 1453 PTY LIMITED
CBA AIR A320 2714 PTY LIMITED
CBA AIR PTY LTD
CBA ASSET FINANCE (NZ) LIMITED
CBA ASSET HOLDINGS (NZ) LIMITED
CBA B377 37091 PTY LTD
CBA B738 39822 PTY LIMITED
CBA CAPITAL AUSTRALIA PTY LIMITED
CBA CAPITAL HOLDINGS INC.
CBA CAPITAL TRUST I
CBA CAPITAL TRUST II
CBA CORPORATE SERVICES (NSW) PTY LIMITED
CBA CORPORATE SERVICES (VIC) PTY LIMITED
CBA EQUITIES LIMITED
CBA EUROPE LIMITED
CBA FUNDING (NZ) LIMITED
CBA FUNDING HOLDINGS PTY LTD
CBA FUNDING TRUST I
CBA INTERNATIONAL FINANCE PTY. LIMITED
CBA INTERNATIONAL FINANCIAL SERVICES LIMITED (formerly known as COMMBANK MANAGEMENT CONSULTING (ASIA) COMPANY LIMITED)
CBA INVESTMENTS (NO.4) LIMITED
CBA IT CO PTY LIMITED
CBA MTE RAIL COMPANY PTY LIMITED
CBA NZ HOLDING LIMITED
CBA RAIL & TRAM COMPANY PTY LIMITED
CBA SA HOLDINGS PROPRIETARY LIMITED
CBA SERVICES SINGAPORE PTE LTD
CBA SPECIALISED FINANCING PTY LIMITED
CBA STAFF COMMUNITY FUND LIMITED
CBA USD FUNDING LIMITED
CBA USD INVESTMENTS PTY LIMITED
CBFC LEASING PTY. LIMITED
CBFC LIMITED
CFS Newham Limited
CFSPAI EUROPE CO LIMITED (formerly known as CFSPAI MALTA CO LIMITED)
CFSPAI EUROPE HOLDCO LIMITED (formerly known as CFSPAI MALTA HOLDCO LIMITED)
CHRISTMAS BREAK PTY LTD
CHULLORA EQUITY INVESTMENT (NO 1) PTY LIMITED

CHULLORA EQUITY INVESTMENT (NO 2) PTY LIMITED
 CHULLORA EQUITY INVESTMENT (NO 3) PTY LIMITED
 CIPL ARARAT PTY LTD
 CIPL SA SCHOOLS PTY LTD
 CISL (HAZELWOOD) PTY. LIMITED
 CM-SOMERTON PTY. LTD.
 CMG ASIA LIFE HOLDINGS LIMITED
 CMG ASIA PTY LTD
 COLLATERAL LEASING PTY LTD
 Colonial (UK) Trustees Limited
 COLONIAL FIRST STATE ASSET MANAGEMENT (AUSTRALIA) LIMITED
 COLONIAL FIRST STATE GROUP LIMITED
 COLONIAL FIRST STATE INFRASTRUCTURE HOLDINGS LIMITED
 COLONIAL FIRST STATE INFRASTRUCTURE MANAGERS (AUSTRALIA) PTY LTD
 Colonial First State Investment Managers (UK) Limited
 COLONIAL FIRST STATE INVESTMENTS LIMITED
 COLONIAL FIRST STATE MANAGED INFRASTRUCTURE LIMITED
 COLONIAL HOLDING COMPANY LIMITED
 COLONIAL MUTUAL SUPERANNUATION PTY. LTD.
 COLONIAL SERVICES PTY LIMITED
 COMMBANK EUROPE LIMITED
 COMMBANK MANAGEMENT CONSULTING (SHANGHAI) COMPANY LIMITED
 COMMFOUNDATION PTY LIMITED
 COMMONWEALTH AUSTRALIA SECURITIES LLC
 COMMONWEALTH BANK OF AUSTRALIA
 COMMONWEALTH BANK OF AUSTRALIA (CHENG'AN) COUNTY BANK CO. LTD.
 COMMONWEALTH BANK OF AUSTRALIA (CIXIAN) COUNTY BANK CO. LTD
 COMMONWEALTH BANK OF AUSTRALIA (DENG FENG) COUNTY BANK CO. LTD
 COMMONWEALTH BANK OF AUSTRALIA (HANDANXIAN) COUNTY BANK CO. LTD.
 COMMONWEALTH BANK OF AUSTRALIA (JIYUAN) COUNTY BANK CO. LTD
 COMMONWEALTH BANK OF AUSTRALIA (LANKAO) COUNTY BANK CO. LTD
 COMMONWEALTH BANK OF AUSTRALIA (LUANCHENG) COUNTY BANK CO. LTD
 COMMONWEALTH BANK OF AUSTRALIA (MIANCHI) COUNTY BANK CO. LTD
 COMMONWEALTH BANK OF AUSTRALIA (SHEXIAN) COUNTY BANK CO. LTD
 COMMONWEALTH BANK OF AUSTRALIA (UK) STAFF BENEFITS SCHEME TRUSTEE COMPANY LIMITED
 COMMONWEALTH BANK OF AUSTRALIA (WEIXIAN) COUNTY BANK CO. LTD.
 COMMONWEALTH BANK OF AUSTRALIA (WENXIAN) COUNTY BANK CO. LTD
 COMMONWEALTH BANK OF AUSTRALIA (XINJI) COUNTY BANK CO. LTD
 COMMONWEALTH BANK OF AUSTRALIA (YICHUAN) COUNTY BANK CO. LTD
 COMMONWEALTH BANK OF AUSTRALIA (YONGCHENG) COUNTY BANK CO. LTD
 COMMONWEALTH BANK OF AUSTRALIA (YONGNIAN) COUNTY BANK CO. LTD
 COMMONWEALTH BANK OFFICERS
 SUPERANNUATION CORPORATION PTY LIMITED
 Commonwealth Custodial Services Pty Ltd
 COMMONWEALTH DEVELOPMENT BANK OF AUSTRALIA PTY LIMITED
 COMMONWEALTH FINANCIAL PLANNING LIMITED
 COMMONWEALTH INSURANCE HOLDINGS LIMITED
 COMMONWEALTH INSURANCE LIMITED
 COMMONWEALTH INVESTMENTS PTY LIMITED
 COMMONWEALTH PRIVATE LIMITED
 COMMONWEALTH SECURITIES LIMITED
 COMMWEALTH INTERNATIONAL HOLDINGS PTY LIMITED
 COMSEC NOMINEES PTY LIMITED
 CORE EQUITY SERVICES NOMINEES PTY LIMITED
 COUNT FINANCIAL LIMITED
 CRYSTAL AVENUE PTY LIMITED
 CTB AUSTRALIA LIMITED
 ELLAS CONTAINER SHIP COMPANY 1 PTY LIMITED
 ELLAS CONTAINER SHIP COMPANY 2 PTY LIMITED
 EMERALD HOLDING COMPANY PTY LIMITED
 EQUIGROUP HOLDINGS PTY LIMITED
 FINANCIAL WISDOM LIMITED
 FINCONNECT (AUSTRALIA) PTY LTD
 FIRST STATE CINDA FUND MANAGEMENT COMPANY LIMITED
 First State European Diversified Infrastructure Sarl
 First State Funds Plc
 First State Global Umbrella Fund Public Limited Company
 FIRST STATE INFRASTRUCTURE MANAGERS (INTERNATIONAL) LIMITED
 First State Investment Management (UK) Limited
 FIRST STATE INVESTMENT MANAGERS (ASIA) LIMITED
 First State Investment Services (UK) Limited
 FIRST STATE INVESTMENTS (HONG KONG) LIMITED
 FIRST STATE INVESTMENTS (JAPAN) LIMITED
 FIRST STATE INVESTMENTS (NZ) LIMITED
 FIRST STATE INVESTMENTS (SINGAPORE)
 First State Investments (UK Holdings) Limited
 First State Investments (UK) Limited
 FIRST STATE INVESTMENTS (US) LLC
 First State Investments Fund Management Sarl
 First State Investments GIP Management Sarl
 FIRST STATE INVESTMENTS HOLDINGS (SINGAPORE) LIMITED
 First State Investments ICVC
 First State Investments International Inc
 First State Investments International Limited
 FIRST STATE NOMINEES (HONG KONG) LIMITED
 FSIB LTD (formerly known as FIRST STATE INVESTMENTS (BERMUDA) LIMITED)
 FSIC Limited (formerly known as First State Investments (Cayman) Limited)
 GT USD FUNDING PTY LIMITED

HAZELWOOD INVESTMENT COMPANY PTY LIMITED
 HOMEPAH PTY LIMITED
 INVERLOCH LEASING PTY LIMITED
 INVESTMENT CUSTODIAL SERVICES LIMITED
 INVESTORWEB.COM. PTY LIMITED
 IWL BROKING SOLUTIONS PTY LIMITED
 IWL PTY LIMITED
 JACQUES MARTIN ADMINISTRATION AND CONSULTING PTY LTD
 JACQUES MARTIN PTY. LTD.
 LOFT NO 1 PTY LIMITED
 LOFT NO 2 PTY LIMITED
 LOFT NO.3 PTY LIMITED
 MIS FUNDING NO.1 PTY LIMITED
 MORTGAGE HOLDING TRUST COMPANY LIMITED
 MTE DEBT VEHICLE PTY LTD
 MTE LESSOR 1 PTY LTD
 MTE LESSOR 2 PTY LTD
 MTE LESSOR 3 PTY LTD
 MTE LESSOR 4 PTY LTD
 MTE LESSOR 5 PTY LTD
 MTE NOMINEE PARTNER PTY LTD
 NETSHARE NOMINEES PTY LTD
 NEWPORT LIMITED
 NEWSHELF 1314 (PTY) LTD
 NEWSHELF 1315 (PTY) LTD
 NIMITZ NOMINEES PTY LIMITED
 ORE & OVERBURDEN PTY LIMITED
 PREFERRED CAPITAL PTY LIMITED
 PREMIUM ALTERNATIVE INVESTMENTS PTY LIMITED
 PREMIUM CUSTODY SERVICES PTY LTD
 PREMIUM PLANTATIONS PTY LIMITED
 PREMIUM PLANTATIONS SERVICES PTY LTD
 PT BANK COMMONWEALTH
 PT COMMONWEALTH LIFE
 PT FIRST STATE INVESTMENTS INDONESIA QILU BANK CO. LTD.
 REALINDEX INVESTMENTS PTY LIMITED
 RELIANCE ACHIEVER PTY LIMITED
 RESIDENTIAL MORTGAGE GROUP PTY LTD
 ROCK & RUBBLE (DEBT VEHICLE) PTY LIMITED
 ROCK & RUBBLE (EXISTING) PTY LIMITED
 ROCK & RUBBLE (NEW) PTY LIMITED
 SAF MINING NO.2 PTY LIMITED
 SAF Mining No1 Pty Limited
 SAFE NO1 PTY LTD
 SAFE NO2 PTY LTD
 SAFE NO3 PTY LTD
 SAFE NO4 PTY LIMITED
 SAFE NO9 PTY LIMITED
 SAFE USD HOLDINGS PTY LTD
 SBN NOMINEES PTY. LIMITED
 SECURITISATION ADVISORY SERVICES PTY. LIMITED

SECURITISATION MANAGEMENT SERVICES LIMITED
 SECURITY HOLDING INVESTMENT ENTITY LINKING DEALS LIMITED
 SENBARY PTY LIMITED
 SHARE DIRECT NOMINEES PTY LIMITED
 SHARE INVESTMENTS PTY LIMITED
 SI Holdings Limited
 SIF RAILWAY NO.1 PTY LIMITED (IN LIQUIDATION)
 SIF RAILWAY NO.2 PTY LIMITED (IN LIQUIDATION)
 SOVEREIGN ASSURANCE COMPANY LIMITED
 SOVEREIGN SERVICES LIMITED
 SOVEREIGN SUPERANNUATION FUNDS LIMITED
 SOVEREIGN SUPERANNUATION TRUSTEES LIMITED
 ST ANDREW'S AUSTRALIA PTY LTD
 STATE NOMINEES LTD
 SWAN SECURITISATION FINANCE PTY LIMITED (IN LIQUIDATION)
 SWAN SECURITISATION INVESTMENTS PTY LTD (IN LIQUIDATION)
 T.W. CUSTODIANS LIMITED
 TANKSTREAM RAIL (BY - 1) PTY LIMITED
 TANKSTREAM RAIL (BY - 2) PTY LIMITED
 TANKSTREAM RAIL (BY - 3) PTY LIMITED
 TANKSTREAM RAIL (BY - 4) PTY LIMITED
 TANKSTREAM RAIL (SW - 1) PTY LIMITED
 TANKSTREAM RAIL (SW - 2) PTY LIMITED
 TANKSTREAM RAIL (SW - 3) PTY LIMITED
 TANKSTREAM RAIL (SW - 4) PTY LIMITED
 TANKSTREAM RAIL (VICTORIA) PTY LIMITED
 THE COLONIAL MUTUAL LIFE ASSURANCE SOCIETY LIMITED
 TOTAL KEEN INVESTMENT LIMITED
 TYME CAPITAL PROPRIETARY LIMITED
 TYME INFIELD PROPRIETARY LIMITED (formerly know as EDGE FIELD MARKETING PROPRIETARY LTD)
 TYME INTELLECTUAL PROPERTIES PROPRIETARY LIMITED
 TYME INVESTMENTS PROPRIETARY LIMITED
 TYME TECHNICAL SOLUTIONS PROPRIETARY LIMITED
 VATOSCAN PROPRIETARY LIMITED
 VH-VZF PTY LTD
 VH-VZG PTY LTD
 VH-VZH PTY LTD
 VIETNAM INTERNATIONAL BANK (VIETNAM INTERNATIONAL COMMERCIAL JOINT STOCK BANK)
 VIPRO PTY LIMITED
 WESTSIDE PROPERTIES LIMITED

Annexure BThis is annexure B referred to in Form 603, Notice of initial substantial holder dated **19/07/2016**


Carla Collingwood Company Secretary Dated the 21 July 2016

Commonwealth Bank Officers Superannuation Corporation Pty Limited ACN 074 519 798

Holder of relevant interest	Date of acquisition	Consideration Cash	Consideration Non-Cash	Class and number of securities
Commonwealth Bank Officers Superannuation Corporation Pty Limited ACN 074 519 798	Friday, 6 May 2016	39,921.61		50,071 Ordinary shares
Commonwealth Bank Officers Superannuation Corporation Pty Limited ACN 074 519 798	Friday, 6 May 2016	582,778.40		728,473 Ordinary shares
Commonwealth Bank Officers Superannuation Corporation Pty Limited ACN 074 519 798	Friday, 6 May 2016	1,834,944.80		2,293,681 Ordinary shares
Commonwealth Bank Officers Superannuation Corporation Pty Limited ACN 074 519 798	Tuesday, 10 May 2016	315,457.46		382,280 Ordinary shares
Commonwealth Bank Officers Superannuation Corporation Pty Limited ACN 074 519 798	Thursday, 12 May 2016	252,851.93		309,299 Ordinary shares
Commonwealth Bank Officers Superannuation Corporation Pty Limited ACN 074 519 798	Friday, 13 May 2016	182,679.52		231,974 Ordinary shares
Commonwealth Bank Officers Superannuation Corporation Pty Limited ACN 074 519 798	Monday, 16 May 2016	66,284.92		85,057 Ordinary shares
Commonwealth Bank Officers Superannuation Corporation Pty Limited ACN 074 519 798	Tuesday, 17 May 2016	82,297.22		103,194 Ordinary shares

CBA Equities Limited ACN 003 485 952

Holder of relevant interest	Date of acquisition	Consideration Cash	Consideration Non-Cash	Class and number of securities
CBA Equities Limited ACN 003 485 952	Friday, 18 March 2016	N/A		840,297 Ordinary shares (borrowed from Barclays Capital Securities Ltd, see Annexure C)
CBA Equities Limited ACN 003 485 952	Monday, 21 March 2016	N/A		840,297 Ordinary shares (borrowed from Barclays Capital Securities Ltd, see Annexure C)
CBA Equities Limited ACN 003 485 952	Tuesday, 22 March 2016	N/A		840,297 Ordinary shares (borrowed from Barclays Capital Securities Ltd, see Annexure C)
CBA Equities Limited ACN 003 485 952	Thursday, 24 March 2016	N/A		1,152,138 Ordinary shares (borrowed from Barclays Capital Securities Ltd, see Annexure C)
CBA Equities Limited ACN 003 485 952	Friday, 25 March 2016	N/A		1,152,138 Ordinary shares (borrowed from Barclays Capital Securities Ltd, see Annexure C)
CBA Equities Limited ACN 003 485 952	Monday, 28 March 2016	N/A		1,152,138 Ordinary shares (borrowed from Barclays Capital Securities Ltd, see Annexure C)
CBA Equities Limited ACN 003 485 952	Tuesday, 29 March 2016	N/A		1,152,138 Ordinary shares (borrowed from Barclays Capital Securities Ltd, see Annexure C)
CBA Equities Limited ACN 003 485 952	Wednesday, 30 March 2016	N/A		1,152,138 Ordinary shares (borrowed from Barclays Capital Securities Ltd, see Annexure C)
CBA Equities Limited ACN 003 485 952	Friday, 1 April 2016	N/A		1,122,086 Ordinary shares (borrowed from Barclays Capital Securities Ltd, see Annexure C)
CBA Equities Limited ACN 003 485 952	Monday, 4 April 2016	N/A		1,112,370 Ordinary shares (borrowed from Barclays Capital Securities Ltd,

				see Annexure C)
CBA Equities Limited ACN 003 485 952	Tuesday, 5 April 2016	N/A		1,099,400 Ordinary shares (borrowed from Barclays Capital Securities Ltd, see Annexure C)
CBA Equities Limited ACN 003 485 952	Wednesday, 6 April 2016	N/A		1,089,436 Ordinary shares (borrowed from Barclays Capital Securities Ltd, see Annexure C)
CBA Equities Limited ACN 003 485 952	Thursday, 7 April 2016	N/A		1,077,886 Ordinary shares (borrowed from Barclays Capital Securities Ltd, see Annexure C)
CBA Equities Limited ACN 003 485 952	Friday, 8 April 2016	N/A		1,077,886 Ordinary shares (borrowed from Barclays Capital Securities Ltd, see Annexure C)
CBA Equities Limited ACN 003 485 952	Monday, 11 April 2016	N/A		1,077,886 Ordinary shares (borrowed from Barclays Capital Securities Ltd, see Annexure C)
CBA Equities Limited ACN 003 485 952	Tuesday, 12 April 2016	N/A		989,416 Ordinary shares (borrowed from Barclays Capital Securities Ltd, see Annexure C)
CBA Equities Limited ACN 003 485 952	Wednesday, 13 April 2016	N/A		989,416 Ordinary shares (borrowed from Barclays Capital Securities Ltd, see Annexure C)
CBA Equities Limited ACN 003 485 952	Thursday, 14 April 2016	N/A		989,416 Ordinary shares (borrowed from Barclays Capital Securities Ltd, see Annexure C)
CBA Equities Limited ACN 003 485 952	Friday, 15 April 2016	N/A		989,416 Ordinary shares (borrowed from Barclays Capital Securities Ltd, see Annexure C)
CBA Equities Limited ACN 003 485 952	Monday, 18 April 2016	N/A		989,416 Ordinary shares (borrowed from Barclays Capital Securities Ltd, see Annexure C)
CBA Equities Limited	Tuesday, 19 April 2016	N/A		965,213 Ordinary shares (borrowed from Barclays

ACN 003 485 952				Capital Securities Ltd, see Annexure C)
CBA Equities Limited ACN 003 485 952	Thursday, 21 April 2016	N/A		954,693 Ordinary shares (borrowed from Barclays Capital Securities Ltd, see Annexure C)
CBA Equities Limited ACN 003 485 952	Tuesday, 26 April 2016	N/A		921,263 Ordinary shares (borrowed from Barclays Capital Securities Ltd, see Annexure C)
CBA Equities Limited ACN 003 485 952	Wednesday, 27 April 2016	N/A		907,632 Ordinary shares (borrowed from Barclays Capital Securities Ltd, see Annexure C)
CBA Equities Limited ACN 003 485 952	Thursday, 28 April 2016	N/A		886,934 Ordinary shares (borrowed from Barclays Capital Securities Ltd, see Annexure C)
CBA Equities Limited ACN 003 485 952	Friday, 29 April 2016	N/A		886,934 Ordinary shares (borrowed from Barclays Capital Securities Ltd, see Annexure C)
CBA Equities Limited ACN 003 485 952	Thursday, 5 May 2016	N/A		886,934 Ordinary shares (borrowed from Barclays Capital Securities Ltd, see Annexure C)
CBA Equities Limited ACN 003 485 952	Friday, 6 May 2016	N/A		886,934 Ordinary shares (borrowed from Barclays Capital Securities Ltd, see Annexure C)
CBA Equities Limited ACN 003 485 952	Monday, 9 May 2016	N/A		886,934 Ordinary shares (borrowed from Barclays Capital Securities Ltd, see Annexure C)
CBA Equities Limited ACN 003 485 952	Tuesday, 10 May 2016	N/A		886,934 Ordinary shares (borrowed from Barclays Capital Securities Ltd, see Annexure C)
CBA Equities Limited ACN 003 485 952	Friday, 13 May 2016	N/A		1,219,772 Ordinary shares (borrowed from Barclays Capital Securities Ltd, see Annexure C)
CBA Equities Limited ACN 003 485 952	Thursday, 19 May 2016	N/A		1,214,422 Ordinary shares (borrowed from Barclays Capital Securities Ltd,

				see Annexure C)
CBA Equities Limited ACN 003 485 952	Friday, 20 May 2016	N/A		1,210,834 Ordinary shares (borrowed from Barclays Capital Securities Ltd, see Annexure C)
CBA Equities Limited ACN 003 485 952	Monday, 23 May 2016	N/A		1,207,422 Ordinary shares (borrowed from Barclays Capital Securities Ltd, see Annexure C)
CBA Equities Limited ACN 003 485 952	Tuesday, 24 May 2016	N/A		1,207,422 Ordinary shares (borrowed from Barclays Capital Securities Ltd, see Annexure C)
CBA Equities Limited ACN 003 485 952	Wednesday, 25 May 2016	N/A		1,207,422 Ordinary shares (borrowed from Barclays Capital Securities Ltd, see Annexure C)
CBA Equities Limited ACN 003 485 952	Thursday, 2 June 2016	N/A		1,207,422 Ordinary shares (borrowed from Barclays Capital Securities Ltd, see Annexure C)
CBA Equities Limited ACN 003 485 952	Monday, 6 June 2016	N/A		1,207,422 Ordinary shares (borrowed from Barclays Capital Securities Ltd, see Annexure C)
CBA Equities Limited ACN 003 485 952	Tuesday, 14 June 2016	N/A		1,207,422 Ordinary shares (borrowed from Barclays Capital Securities Ltd, see Annexure C)
CBA Equities Limited ACN 003 485 952	Wednesday, 15 June 2016	N/A		1,207,422 Ordinary shares (borrowed from Barclays Capital Securities Ltd, see Annexure C)
CBA Equities Limited ACN 003 485 952	Thursday, 16 June 2016	N/A		1,207,422 Ordinary shares (borrowed from Barclays Capital Securities Ltd, see Annexure C)
CBA Equities Limited ACN 003 485 952	Friday, 17 June 2016	N/A		1,158,122 Ordinary shares (borrowed from Barclays

				Capital Securities Ltd, see Annexure C)
CBA Equities Limited ACN 003 485 952	Tuesday, 21 June 2016	N/A		1,153,632 Ordinary shares (borrowed from Barclays Capital Securities Ltd, see Annexure C)
CBA Equities Limited ACN 003 485 952	Friday, 24 June 2016	N/A		1,153,632 Ordinary shares (borrowed from Barclays Capital Securities Ltd, see Annexure C)
CBA Equities Limited ACN 003 485 952	Monday, 27 June 2016	N/A		1,153,632 Ordinary shares (borrowed from Barclays Capital Securities Ltd, see Annexure C)
CBA Equities Limited ACN 003 485 952	Tuesday, 28 June 2016	N/A		1,079,604 Ordinary shares (borrowed from Barclays Capital Securities Ltd, see Annexure C)
CBA Equities Limited ACN 003 485 952	Wednesday, 29 June 2016	N/A		1,000,096 Ordinary shares (borrowed from Barclays Capital Securities Ltd, see Annexure C)
CBA Equities Limited ACN 003 485 952	Thursday, 30 June 2016	N/A		960,534 Ordinary shares (borrowed from Barclays Capital Securities Ltd, see Annexure C)
CBA Equities Limited ACN 003 485 952	Friday, 1 July 2016	N/A		960,534 Ordinary shares (borrowed from Barclays Capital Securities Ltd, see Annexure C)
CBA Equities Limited ACN 003 485 952	Monday, 4 July 2016	N/A		960,534 Ordinary shares (borrowed from Barclays Capital Securities Ltd, see Annexure C)
CBA Equities Limited ACN 003 485 952	Tuesday, 5 July 2016	N/A		1,212,280 Ordinary shares (borrowed from Barclays Capital Securities Ltd, see Annexure C)
CBA Equities Limited ACN 003 485 952	Wednesday, 6 July 2016	N/A		1,212,280 Ordinary shares (borrowed from Barclays Capital Securities Ltd,

				see Annexure C)
CBA Equities Limited ACN 003 485 952	Thursday, 7 July 2016	N/A		1,203,096 Ordinary shares (borrowed from Barclays Capital Securities Ltd, see Annexure C)
CBA Equities Limited ACN 003 485 952	Friday, 8 July 2016	N/A		1,143,314 Ordinary shares (borrowed from Barclays Capital Securities Ltd, see Annexure C)
CBA Equities Limited ACN 003 485 952	Monday, 11 July 2016	N/A		1,143,314 Ordinary shares (borrowed from Barclays Capital Securities Ltd, see Annexure C)
CBA Equities Limited ACN 003 485 952	Tuesday, 12 July 2016	N/A		1,143,314 Ordinary shares (borrowed from Barclays Capital Securities Ltd, see Annexure C)
CBA Equities Limited ACN 003 485 952	Wednesday, 13 July 2016	N/A		1,350,220 Ordinary shares (borrowed from Barclays Capital Securities Ltd, see Annexure C)
CBA Equities Limited ACN 003 485 952	Thursday, 14 July 2016	N/A		1,350,220 Ordinary shares (borrowed from Barclays Capital Securities Ltd, see Annexure C)
CBA Equities Limited ACN 003 485 952	Friday, 15 July 2016	N/A		1,569,408 Ordinary shares (borrowed from Barclays Capital Securities Ltd, see Annexure C)
CBA Equities Limited ACN 003 485 952	Monday, 18 July 2016	N/A		1,569,408 Ordinary shares (borrowed from Barclays Capital Securities Ltd, see Annexure C)
CBA Equities Limited ACN 003 485 952	Tuesday, 19 July 2016	N/A		1,769,950 Ordinary shares (borrowed from Barclays Capital Securities Ltd, see Annexure C)
CBA Equities Limited ACN 003 485 952	Thursday, 17 March 2016	102,840.00		128,550 Ordinary shares

CBA Equities Limited ACN 003 485 952	Thursday, 17 March 2016	138,967.20		173,709 Ordinary shares
CBA Equities Limited ACN 003 485 952	Thursday, 17 March 2016	48,640.00		60,800 Ordinary shares
CBA Equities Limited ACN 003 485 952	Thursday, 17 March 2016	24,728.00		30,910 Ordinary shares
CBA Equities Limited ACN 003 485 952	Monday, 21 March 2016	10,844.64		14,176 Ordinary shares
CBA Equities Limited ACN 003 485 952	Monday, 21 March 2016	4,454.60		5,823 Ordinary shares
CBA Equities Limited ACN 003 485 952	Monday, 21 March 2016	280.76		367 Ordinary shares
CBA Equities Limited ACN 003 485 952	Monday, 21 March 2016	25,747.61		33,657 Ordinary shares
CBA Equities Limited ACN 003 485 952	Monday, 21 March 2016	3,984.89		5,209 Ordinary shares
CBA Equities Limited ACN 003 485 952	Monday, 21 March 2016	3,558.78		4,652 Ordinary shares
CBA Equities Limited ACN 003 485 952	Monday, 21 March 2016	5,183.64		6,776 Ordinary shares
CBA Equities Limited ACN 003 485 952	Monday, 21 March 2016	8,643.74		11,299 Ordinary shares
CBA Equities Limited ACN 003 485 952	Monday, 21 March 2016	29.84		39 Ordinary shares
CBA Equities Limited ACN 003 485 952	Monday, 21 March 2016	22,305.11		29,157 Ordinary shares
CBA Equities Limited ACN 003 485 952	Monday, 21 March 2016	12.24		16 Ordinary shares
CBA Equities Limited ACN 003 485 952	Monday, 21 March 2016	8,026.38		10,492 Ordinary shares
CBA Equities Limited ACN 003 485 952	Monday, 21 March 2016	6,336.49		8,283 Ordinary shares
CBA Equities Limited ACN 003 485 952	Monday, 21 March 2016	8,994.87		11,758 Ordinary shares
CBA Equities Limited ACN 003 485 952	Wednesday, 23 March 2016	802.34		1,042 Ordinary shares
CBA Equities Limited	Thursday, 24 March	9,426.30		12,085 Ordinary shares

ACN 003 485 952	2016			
CBA Equities Limited ACN 003 485 952	Thursday, 24 March 2016	757.05		980 Ordinary shares
CBA Equities Limited ACN 003 485 952	Thursday, 24 March 2016	4,364.63		5,650 Ordinary shares
CBA Equities Limited ACN 003 485 952	Thursday, 24 March 2016	4,696.50		6,060 Ordinary shares
CBA Equities Limited ACN 003 485 952	Tuesday, 29 March 2016	2,302.80		3,030 Ordinary shares
CBA Equities Limited ACN 003 485 952	Wednesday, 30 March 2016	15,179.90		19,843 Ordinary shares
CBA Equities Limited ACN 003 485 952	Wednesday, 30 March 2016	4,776.66		6,244 Ordinary shares
CBA Equities Limited ACN 003 485 952	Wednesday, 30 March 2016	947.07		1,238 Ordinary shares
CBA Equities Limited ACN 003 485 952	Wednesday, 30 March 2016	656.37		858 Ordinary shares
CBA Equities Limited ACN 003 485 952	Wednesday, 30 March 2016	3,483.05		4,553 Ordinary shares
CBA Equities Limited ACN 003 485 952	Thursday, 31 March 2016	3.83		5 Ordinary shares
CBA Equities Limited ACN 003 485 952	Thursday, 31 March 2016	58.91		77 Ordinary shares
CBA Equities Limited ACN 003 485 952	Thursday, 31 March 2016	2,255.22		2,948 Ordinary shares
CBA Equities Limited ACN 003 485 952	Thursday, 31 March 2016	17,833.17		22,790 Ordinary shares
CBA Equities Limited ACN 003 485 952	Thursday, 31 March 2016	9,356.10		11,995 Ordinary shares
CBA Equities Limited ACN 003 485 952	Thursday, 31 March 2016	7,655.70		9,815 Ordinary shares
CBA Equities Limited ACN 003 485 952	Thursday, 31 March 2016	2,387.70		3,071 Ordinary shares
CBA Equities Limited ACN 003 485 952	Thursday, 31 March 2016	4,480.73		5,763 Ordinary shares
CBA Equities Limited ACN 003 485 952	Thursday, 31 March 2016	2,344.94		3,016 Ordinary shares

CBA Equities Limited ACN 003 485 952	Thursday, 31 March 2016	2,284.28		2,957 Ordinary shares
CBA Equities Limited ACN 003 485 952	Thursday, 31 March 2016	1,976.05		2,558 Ordinary shares
CBA Equities Limited ACN 003 485 952	Thursday, 31 March 2016	5,833.52		7,576 Ordinary shares
CBA Equities Limited ACN 003 485 952	Thursday, 31 March 2016	1,414.49		1,837 Ordinary shares
CBA Equities Limited ACN 003 485 952	Friday, 1 April 2016	1,646.28		2,152 Ordinary shares
CBA Equities Limited ACN 003 485 952	Friday, 1 April 2016	579.11		757 Ordinary shares
CBA Equities Limited ACN 003 485 952	Friday, 1 April 2016	2,306.47		3,015 Ordinary shares
CBA Equities Limited ACN 003 485 952	Friday, 1 April 2016	1,152.86		1,507 Ordinary shares
CBA Equities Limited ACN 003 485 952	Friday, 1 April 2016	1,152.86		1,507 Ordinary shares
CBA Equities Limited ACN 003 485 952	Friday, 1 April 2016	1,141.38		1,492 Ordinary shares
CBA Equities Limited ACN 003 485 952	Friday, 1 April 2016	2,306.47		3,015 Ordinary shares
CBA Equities Limited ACN 003 485 952	Monday, 4 April 2016	2,214.82		2,993 Ordinary shares
CBA Equities Limited ACN 003 485 952	Monday, 4 April 2016	1,115.18		1,507 Ordinary shares
CBA Equities Limited ACN 003 485 952	Monday, 4 April 2016	16,403.58		22,167 Ordinary shares
CBA Equities Limited ACN 003 485 952	Monday, 4 April 2016	454.41		594 Ordinary shares
CBA Equities Limited ACN 003 485 952	Wednesday, 6 April 2016	258.01		334 Ordinary shares
CBA Equities Limited ACN 003 485 952	Thursday, 7 April 2016	2,389.75		3,025 Ordinary shares
CBA Equities Limited ACN 003 485 952	Friday, 8 April 2016	5,125.44		6,744 Ordinary shares
CBA Equities Limited	Friday, 8 April 2016	658.92		867 Ordinary shares

ACN 003 485 952				
CBA Equities Limited ACN 003 485 952	Friday, 8 April 2016	372.40		490 Ordinary shares
CBA Equities Limited ACN 003 485 952	Friday, 8 April 2016	4,444.63		5,735 Ordinary shares
CBA Equities Limited ACN 003 485 952	Friday, 8 April 2016	460.35		594 Ordinary shares
CBA Equities Limited ACN 003 485 952	Friday, 8 April 2016	1,188.88		1,544 Ordinary shares
CBA Equities Limited ACN 003 485 952	Monday, 11 April 2016	618.64		814 Ordinary shares
CBA Equities Limited ACN 003 485 952	Monday, 11 April 2016	1,145.32		1,507 Ordinary shares
CBA Equities Limited ACN 003 485 952	Monday, 11 April 2016	125.40		165 Ordinary shares
CBA Equities Limited ACN 003 485 952	Monday, 11 April 2016	1,145.32		1,507 Ordinary shares
CBA Equities Limited ACN 003 485 952	Monday, 11 April 2016	57.00		75 Ordinary shares
CBA Equities Limited ACN 003 485 952	Monday, 11 April 2016	109.44		144 Ordinary shares
CBA Equities Limited ACN 003 485 952	Monday, 11 April 2016	9.12		12 Ordinary shares
CBA Equities Limited ACN 003 485 952	Monday, 11 April 2016	31.16		41 Ordinary shares
CBA Equities Limited ACN 003 485 952	Monday, 11 April 2016	92.72		122 Ordinary shares
CBA Equities Limited ACN 003 485 952	Monday, 11 April 2016	36.48		48 Ordinary shares
CBA Equities Limited ACN 003 485 952	Monday, 11 April 2016	56.24		74 Ordinary shares
CBA Equities Limited ACN 003 485 952	Monday, 11 April 2016	390.64		514 Ordinary shares
CBA Equities Limited ACN 003 485 952	Tuesday, 12 April 2016	3,781.50		5,042 Ordinary shares
CBA Equities Limited ACN 003 485 952	Tuesday, 12 April 2016	54.75		73 Ordinary shares

CBA Equities Limited ACN 003 485 952	Tuesday, 12 April 2016	5.25		7 Ordinary shares
CBA Equities Limited ACN 003 485 952	Tuesday, 12 April 2016	1,125.75		1,501 Ordinary shares
CBA Equities Limited ACN 003 485 952	Tuesday, 12 April 2016	2,552.55		3,315 Ordinary shares
CBA Equities Limited ACN 003 485 952	Tuesday, 12 April 2016	247.94		322 Ordinary shares
CBA Equities Limited ACN 003 485 952	Tuesday, 12 April 2016	7,241.85		9,405 Ordinary shares
CBA Equities Limited ACN 003 485 952	Tuesday, 12 April 2016	11,348.26		14,738 Ordinary shares
CBA Equities Limited ACN 003 485 952	Tuesday, 12 April 2016	3,177.02		4,126 Ordinary shares
CBA Equities Limited ACN 003 485 952	Tuesday, 12 April 2016	8.47		11 Ordinary shares
CBA Equities Limited ACN 003 485 952	Wednesday, 13 April 2016	2,283.88		3,025 Ordinary shares
CBA Equities Limited ACN 003 485 952	Wednesday, 13 April 2016	415.11		548 Ordinary shares
CBA Equities Limited ACN 003 485 952	Wednesday, 13 April 2016	415.11		548 Ordinary shares
CBA Equities Limited ACN 003 485 952	Wednesday, 13 April 2016	546.91		722 Ordinary shares
CBA Equities Limited ACN 003 485 952	Wednesday, 13 April 2016	546.91		722 Ordinary shares
CBA Equities Limited ACN 003 485 952	Wednesday, 13 April 2016	546.91		722 Ordinary shares
CBA Equities Limited ACN 003 485 952	Wednesday, 13 April 2016	590.09		779 Ordinary shares
CBA Equities Limited ACN 003 485 952	Wednesday, 13 April 2016	3,506.97		4,645 Ordinary shares
CBA Equities Limited ACN 003 485 952	Wednesday, 13 April 2016	2,094.21		2,783 Ordinary shares
CBA Equities Limited ACN 003 485 952	Wednesday, 13 April 2016	3,510.41		4,665 Ordinary shares
CBA Equities Limited	Wednesday, 13 April	3,587.17		4,767 Ordinary shares

ACN 003 485 952	2016			
CBA Equities Limited ACN 003 485 952	Wednesday, 13 April 2016	692.30		920 Ordinary shares
CBA Equities Limited ACN 003 485 952	Wednesday, 13 April 2016	273.16		363 Ordinary shares
CBA Equities Limited ACN 003 485 952	Wednesday, 13 April 2016	314.36		415 Ordinary shares
CBA Equities Limited ACN 003 485 952	Wednesday, 13 April 2016	314.36		415 Ordinary shares
CBA Equities Limited ACN 003 485 952	Wednesday, 13 April 2016	22.88		30 Ordinary shares
CBA Equities Limited ACN 003 485 952	Wednesday, 13 April 2016	73.96		97 Ordinary shares
CBA Equities Limited ACN 003 485 952	Wednesday, 13 April 2016	74.72		98 Ordinary shares
CBA Equities Limited ACN 003 485 952	Wednesday, 13 April 2016	19.06		25 Ordinary shares
CBA Equities Limited ACN 003 485 952	Wednesday, 13 April 2016	18.30		24 Ordinary shares
CBA Equities Limited ACN 003 485 952	Wednesday, 13 April 2016	33.55		44 Ordinary shares
CBA Equities Limited ACN 003 485 952	Wednesday, 13 April 2016	34.31		45 Ordinary shares
CBA Equities Limited ACN 003 485 952	Wednesday, 13 April 2016	22.11		29 Ordinary shares
CBA Equities Limited ACN 003 485 952	Wednesday, 13 April 2016	21.35		28 Ordinary shares
CBA Equities Limited ACN 003 485 952	Wednesday, 13 April 2016	47.27		62 Ordinary shares
CBA Equities Limited ACN 003 485 952	Wednesday, 13 April 2016	48.04		63 Ordinary shares
CBA Equities Limited ACN 003 485 952	Wednesday, 13 April 2016	9.91		13 Ordinary shares
CBA Equities Limited ACN 003 485 952	Wednesday, 13 April 2016	283.65		372 Ordinary shares
CBA Equities Limited ACN 003 485 952	Wednesday, 13 April 2016	23.64		31 Ordinary shares

CBA Equities Limited ACN 003 485 952	Wednesday, 13 April 2016	23.64		31 Ordinary shares
CBA Equities Limited ACN 003 485 952	Wednesday, 13 April 2016	12.20		16 Ordinary shares
CBA Equities Limited ACN 003 485 952	Wednesday, 13 April 2016	12.96		17 Ordinary shares
CBA Equities Limited ACN 003 485 952	Wednesday, 13 April 2016	9.15		12 Ordinary shares
CBA Equities Limited ACN 003 485 952	Wednesday, 13 April 2016	123.52		162 Ordinary shares
CBA Equities Limited ACN 003 485 952	Wednesday, 13 April 2016	5,787.23		7,565 Ordinary shares
CBA Equities Limited ACN 003 485 952	Thursday, 14 April 2016	3,013.50		4,018 Ordinary shares
CBA Equities Limited ACN 003 485 952	Thursday, 14 April 2016	1,888.50		2,518 Ordinary shares
CBA Equities Limited ACN 003 485 952	Thursday, 14 April 2016	2,276.31		3,025 Ordinary shares
CBA Equities Limited ACN 003 485 952	Thursday, 14 April 2016	2,276.31		3,025 Ordinary shares
CBA Equities Limited ACN 003 485 952	Thursday, 14 April 2016	2,276.31		3,025 Ordinary shares
CBA Equities Limited ACN 003 485 952	Thursday, 14 April 2016	2,437.35		3,239 Ordinary shares
CBA Equities Limited ACN 003 485 952	Thursday, 14 April 2016	2,276.31		3,025 Ordinary shares
CBA Equities Limited ACN 003 485 952	Thursday, 14 April 2016	2,276.31		3,025 Ordinary shares
CBA Equities Limited ACN 003 485 952	Thursday, 14 April 2016	141.47		188 Ordinary shares
CBA Equities Limited ACN 003 485 952	Thursday, 14 April 2016	536.53		713 Ordinary shares
CBA Equities Limited ACN 003 485 952	Thursday, 14 April 2016	2,276.31		3,025 Ordinary shares
CBA Equities Limited ACN 003 485 952	Thursday, 14 April 2016	1,726.23		2,294 Ordinary shares
CBA Equities Limited	Friday, 15 April 2016	40.81		53 Ordinary shares

ACN 003 485 952				
CBA Equities Limited ACN 003 485 952	Friday, 15 April 2016	123.20		160 Ordinary shares
CBA Equities Limited ACN 003 485 952	Friday, 15 April 2016	105.49		137 Ordinary shares
CBA Equities Limited ACN 003 485 952	Friday, 15 April 2016	87.78		114 Ordinary shares
CBA Equities Limited ACN 003 485 952	Friday, 15 April 2016	105.49		137 Ordinary shares
CBA Equities Limited ACN 003 485 952	Friday, 15 April 2016	106.26		138 Ordinary shares
CBA Equities Limited ACN 003 485 952	Friday, 15 April 2016	283.36		368 Ordinary shares
CBA Equities Limited ACN 003 485 952	Friday, 15 April 2016	828.89		1,073 Ordinary shares
CBA Equities Limited ACN 003 485 952	Friday, 15 April 2016	6,212.22		7,990 Ordinary shares
CBA Equities Limited ACN 003 485 952	Friday, 15 April 2016	4,962.32		6,403 Ordinary shares
CBA Equities Limited ACN 003 485 952	Friday, 15 April 2016	2,317.70		3,010 Ordinary shares
CBA Equities Limited ACN 003 485 952	Friday, 15 April 2016	439.67		571 Ordinary shares
CBA Equities Limited ACN 003 485 952	Friday, 15 April 2016	810.04		1,052 Ordinary shares
CBA Equities Limited ACN 003 485 952	Friday, 15 April 2016	89.32		116 Ordinary shares
CBA Equities Limited ACN 003 485 952	Friday, 15 April 2016	774.62		1,006 Ordinary shares
CBA Equities Limited ACN 003 485 952	Friday, 15 April 2016	204.05		265 Ordinary shares
CBA Equities Limited ACN 003 485 952	Friday, 15 April 2016	11,723.43		15,127 Ordinary shares
CBA Equities Limited ACN 003 485 952	Monday, 18 April 2016	3,594.50		4,550 Ordinary shares
CBA Equities Limited ACN 003 485 952	Monday, 18 April 2016	2,813.74		3,573 Ordinary shares

CBA Equities Limited ACN 003 485 952	Monday, 18 April 2016	3,645.85		4,615 Ordinary shares
CBA Equities Limited ACN 003 485 952	Monday, 18 April 2016	2,236.50		2,840 Ordinary shares
CBA Equities Limited ACN 003 485 952	Monday, 18 April 2016	460.69		585 Ordinary shares
CBA Equities Limited ACN 003 485 952	Monday, 18 April 2016	289.01		367 Ordinary shares
CBA Equities Limited ACN 003 485 952	Monday, 18 April 2016	2,127.04		2,701 Ordinary shares
CBA Equities Limited ACN 003 485 952	Monday, 18 April 2016	494.55		628 Ordinary shares
CBA Equities Limited ACN 003 485 952	Monday, 18 April 2016	60.64		77 Ordinary shares
CBA Equities Limited ACN 003 485 952	Monday, 18 April 2016	34.65		44 Ordinary shares
CBA Equities Limited ACN 003 485 952	Monday, 18 April 2016	4,905.90		6,210 Ordinary shares
CBA Equities Limited ACN 003 485 952	Monday, 18 April 2016	378.79		481 Ordinary shares
CBA Equities Limited ACN 003 485 952	Monday, 18 April 2016	223.65		284 Ordinary shares
CBA Equities Limited ACN 003 485 952	Monday, 18 April 2016	108.68		138 Ordinary shares
CBA Equities Limited ACN 003 485 952	Monday, 18 April 2016	4,112.32		5,222 Ordinary shares
CBA Equities Limited ACN 003 485 952	Monday, 18 April 2016	4,759.75		6,025 Ordinary shares
CBA Equities Limited ACN 003 485 952	Monday, 18 April 2016	3,571.75		4,550 Ordinary shares
CBA Equities Limited ACN 003 485 952	Monday, 18 April 2016	3,560.38		4,550 Ordinary shares
CBA Equities Limited ACN 003 485 952	Monday, 18 April 2016	782.50		1,000 Ordinary shares
CBA Equities Limited ACN 003 485 952	Monday, 18 April 2016	396.73		507 Ordinary shares
CBA Equities Limited	Monday, 18 April 2016	107.99		138 Ordinary shares

ACN 003 485 952				
CBA Equities Limited ACN 003 485 952	Monday, 18 April 2016	2,850.65		3,643 Ordinary shares
CBA Equities Limited ACN 003 485 952	Monday, 18 April 2016	4,695.60		6,020 Ordinary shares
CBA Equities Limited ACN 003 485 952	Monday, 18 April 2016	2,446.79		3,147 Ordinary shares
CBA Equities Limited ACN 003 485 952	Tuesday, 19 April 2016	2,389.75		3,025 Ordinary shares
CBA Equities Limited ACN 003 485 952	Tuesday, 19 April 2016	60.45		77 Ordinary shares
CBA Equities Limited ACN 003 485 952	Tuesday, 19 April 2016	60.45		77 Ordinary shares
CBA Equities Limited ACN 003 485 952	Tuesday, 19 April 2016	44.75		57 Ordinary shares
CBA Equities Limited ACN 003 485 952	Tuesday, 19 April 2016	295.94		377 Ordinary shares
CBA Equities Limited ACN 003 485 952	Tuesday, 19 April 2016	244.14		311 Ordinary shares
CBA Equities Limited ACN 003 485 952	Tuesday, 19 April 2016	244.14		311 Ordinary shares
CBA Equities Limited ACN 003 485 952	Tuesday, 19 April 2016	4,425.04		5,655 Ordinary shares
CBA Equities Limited ACN 003 485 952	Tuesday, 19 April 2016	13,493.51		17,355 Ordinary shares
CBA Equities Limited ACN 003 485 952	Tuesday, 19 April 2016	10,644.63		13,735 Ordinary shares
CBA Equities Limited ACN 003 485 952	Tuesday, 19 April 2016	21.63		28 Ordinary shares
CBA Equities Limited ACN 003 485 952	Tuesday, 19 April 2016	1,129.40		1,462 Ordinary shares
CBA Equities Limited ACN 003 485 952	Tuesday, 19 April 2016	42.49		55 Ordinary shares
CBA Equities Limited ACN 003 485 952	Tuesday, 19 April 2016	265.74		344 Ordinary shares
CBA Equities Limited ACN 003 485 952	Tuesday, 19 April 2016	3,253.00		4,211 Ordinary shares

CBA Equities Limited ACN 003 485 952	Tuesday, 19 April 2016	244.88		317 Ordinary shares
CBA Equities Limited ACN 003 485 952	Tuesday, 19 April 2016	519.25		670 Ordinary shares
CBA Equities Limited ACN 003 485 952	Tuesday, 19 April 2016	5,341.30		6,892 Ordinary shares
CBA Equities Limited ACN 003 485 952	Wednesday, 20 April 2016	1,084.55		1,386 Ordinary shares
CBA Equities Limited ACN 003 485 952	Wednesday, 20 April 2016	6,059.30		7,670 Ordinary shares
CBA Equities Limited ACN 003 485 952	Wednesday, 20 April 2016	5,130.26		6,494 Ordinary shares
CBA Equities Limited ACN 003 485 952	Wednesday, 20 April 2016	6,817.70		8,630 Ordinary shares
CBA Equities Limited ACN 003 485 952	Wednesday, 20 April 2016	14,183.66		17,954 Ordinary shares
CBA Equities Limited ACN 003 485 952	Wednesday, 20 April 2016	52.14		66 Ordinary shares
CBA Equities Limited ACN 003 485 952	Wednesday, 20 April 2016	398.16		504 Ordinary shares
CBA Equities Limited ACN 003 485 952	Wednesday, 20 April 2016	568.01		719 Ordinary shares
CBA Equities Limited ACN 003 485 952	Wednesday, 20 April 2016	3,150.52		3,988 Ordinary shares
CBA Equities Limited ACN 003 485 952	Wednesday, 20 April 2016	117.71		149 Ordinary shares
CBA Equities Limited ACN 003 485 952	Wednesday, 20 April 2016	490.59		621 Ordinary shares
CBA Equities Limited ACN 003 485 952	Wednesday, 20 April 2016	31,090.45		39,355 Ordinary shares
CBA Equities Limited ACN 003 485 952	Wednesday, 20 April 2016	1,347.74		1,706 Ordinary shares
CBA Equities Limited ACN 003 485 952	Wednesday, 20 April 2016	20,470.48		25,912 Ordinary shares
CBA Equities Limited ACN 003 485 952	Wednesday, 20 April 2016	738.65		935 Ordinary shares
CBA Equities Limited	Wednesday, 20 April	1,527.07		1,933 Ordinary shares

ACN 003 485 952	2016			
CBA Equities Limited ACN 003 485 952	Wednesday, 20 April 2016	8,494.87		10,753 Ordinary shares
CBA Equities Limited ACN 003 485 952	Thursday, 21 April 2016	0.80		1 Ordinary shares
CBA Equities Limited ACN 003 485 952	Thursday, 21 April 2016	222.40		278 Ordinary shares
CBA Equities Limited ACN 003 485 952	Thursday, 21 April 2016	4,589.60		5,737 Ordinary shares
CBA Equities Limited ACN 003 485 952	Thursday, 21 April 2016	4,693.98		5,923 Ordinary shares
CBA Equities Limited ACN 003 485 952	Thursday, 21 April 2016	4,793.85		6,030 Ordinary shares
CBA Equities Limited ACN 003 485 952	Thursday, 21 April 2016	2,385.80		3,020 Ordinary shares
CBA Equities Limited ACN 003 485 952	Thursday, 21 April 2016	4,729.63		6,025 Ordinary shares
CBA Equities Limited ACN 003 485 952	Thursday, 21 April 2016	4,913.80		6,220 Ordinary shares
CBA Equities Limited ACN 003 485 952	Thursday, 21 April 2016	4,775.55		6,045 Ordinary shares
CBA Equities Limited ACN 003 485 952	Thursday, 21 April 2016	4,748.69		6,011 Ordinary shares
CBA Equities Limited ACN 003 485 952	Thursday, 21 April 2016	1,222.13		1,547 Ordinary shares
CBA Equities Limited ACN 003 485 952	Thursday, 21 April 2016	1,054.65		1,335 Ordinary shares
CBA Equities Limited ACN 003 485 952	Friday, 22 April 2016	2,148.30		2,772 Ordinary shares
CBA Equities Limited ACN 003 485 952	Friday, 22 April 2016	2,756.68		3,557 Ordinary shares
CBA Equities Limited ACN 003 485 952	Friday, 22 April 2016	2,054.59		2,609 Ordinary shares
CBA Equities Limited ACN 003 485 952	Friday, 22 April 2016	1,026.11		1,303 Ordinary shares
CBA Equities Limited ACN 003 485 952	Friday, 22 April 2016	144.90		184 Ordinary shares

CBA Equities Limited ACN 003 485 952	Friday, 22 April 2016	10,607.61		13,385 Ordinary shares
CBA Equities Limited ACN 003 485 952	Friday, 22 April 2016	6,557.94		8,275 Ordinary shares
CBA Equities Limited ACN 003 485 952	Friday, 22 April 2016	61.81		78 Ordinary shares
CBA Equities Limited ACN 003 485 952	Friday, 22 April 2016	1,851.28		2,336 Ordinary shares
CBA Equities Limited ACN 003 485 952	Friday, 22 April 2016	2,234.06		2,819 Ordinary shares
CBA Equities Limited ACN 003 485 952	Friday, 22 April 2016	921.14		1,166 Ordinary shares
CBA Equities Limited ACN 003 485 952	Friday, 22 April 2016	42.80		54 Ordinary shares
CBA Equities Limited ACN 003 485 952	Friday, 22 April 2016	93.22		118 Ordinary shares
CBA Equities Limited ACN 003 485 952	Friday, 22 April 2016	8,572.29		10,851 Ordinary shares
CBA Equities Limited ACN 003 485 952	Friday, 22 April 2016	5,028.19		6,385 Ordinary shares
CBA Equities Limited ACN 003 485 952	Friday, 22 April 2016	66.94		85 Ordinary shares
CBA Equities Limited ACN 003 485 952	Friday, 22 April 2016	33.07		42 Ordinary shares
CBA Equities Limited ACN 003 485 952	Friday, 22 April 2016	5.51		7 Ordinary shares
CBA Equities Limited ACN 003 485 952	Friday, 22 April 2016	3.94		5 Ordinary shares
CBA Equities Limited ACN 003 485 952	Friday, 22 April 2016	2,016.67		2,569 Ordinary shares
CBA Equities Limited ACN 003 485 952	Friday, 22 April 2016	1,775.67		2,262 Ordinary shares
CBA Equities Limited ACN 003 485 952	Friday, 22 April 2016	6,916.64		8,811 Ordinary shares
CBA Equities Limited ACN 003 485 952	Friday, 22 April 2016	270.82		345 Ordinary shares
CBA Equities Limited	Friday, 22 April 2016	1,721.51		2,193 Ordinary shares

ACN 003 485 952				
CBA Equities Limited ACN 003 485 952	Friday, 22 April 2016	5,813.71		7,406 Ordinary shares
CBA Equities Limited ACN 003 485 952	Friday, 22 April 2016	1,524.47		1,942 Ordinary shares
CBA Equities Limited ACN 003 485 952	Friday, 22 April 2016	1,522.12		1,939 Ordinary shares
CBA Equities Limited ACN 003 485 952	Friday, 22 April 2016	1,307.81		1,666 Ordinary shares
CBA Equities Limited ACN 003 485 952	Friday, 22 April 2016	2,359.71		3,006 Ordinary shares
CBA Equities Limited ACN 003 485 952	Friday, 22 April 2016	11,303.22		14,399 Ordinary shares
CBA Equities Limited ACN 003 485 952	Friday, 22 April 2016	8,794.35		11,203 Ordinary shares
CBA Equities Limited ACN 003 485 952	Tuesday, 26 April 2016	700.88		890 Ordinary shares
CBA Equities Limited ACN 003 485 952	Tuesday, 26 April 2016	6,201.31		7,825 Ordinary shares
CBA Equities Limited ACN 003 485 952	Tuesday, 26 April 2016	4,790.66		6,045 Ordinary shares
CBA Equities Limited ACN 003 485 952	Tuesday, 26 April 2016	2,393.35		3,020 Ordinary shares
CBA Equities Limited ACN 003 485 952	Tuesday, 26 April 2016	2,393.35		3,020 Ordinary shares
CBA Equities Limited ACN 003 485 952	Tuesday, 26 April 2016	83.73		107 Ordinary shares
CBA Equities Limited ACN 003 485 952	Tuesday, 26 April 2016	290.01		373 Ordinary shares
CBA Equities Limited ACN 003 485 952	Tuesday, 26 April 2016	1,049.63		1,350 Ordinary shares
CBA Equities Limited ACN 003 485 952	Tuesday, 26 April 2016	440.07		566 Ordinary shares
CBA Equities Limited ACN 003 485 952	Tuesday, 26 April 2016	1,581.43		2,034 Ordinary shares
CBA Equities Limited ACN 003 485 952	Tuesday, 26 April 2016	5,681.25		7,575 Ordinary shares

CBA Equities Limited ACN 003 485 952	Tuesday, 26 April 2016	2,272.55		3,020 Ordinary shares
CBA Equities Limited ACN 003 485 952	Tuesday, 26 April 2016	9,423.00		12,564 Ordinary shares
CBA Equities Limited ACN 003 485 952	Wednesday, 27 April 2016	196.60		257 Ordinary shares
CBA Equities Limited ACN 003 485 952	Wednesday, 27 April 2016	67.32		88 Ordinary shares
CBA Equities Limited ACN 003 485 952	Wednesday, 27 April 2016	438.35		573 Ordinary shares
CBA Equities Limited ACN 003 485 952	Wednesday, 27 April 2016	181.31		237 Ordinary shares
CBA Equities Limited ACN 003 485 952	Wednesday, 27 April 2016	1,429.02		1,868 Ordinary shares
CBA Equities Limited ACN 003 485 952	Wednesday, 27 April 2016	5,855.13		7,555 Ordinary shares
CBA Equities Limited ACN 003 485 952	Wednesday, 27 April 2016	791.11		1,011 Ordinary shares
CBA Equities Limited ACN 003 485 952	Wednesday, 27 April 2016	51.64		66 Ordinary shares
CBA Equities Limited ACN 003 485 952	Wednesday, 27 April 2016	7,029.68		8,955 Ordinary shares
CBA Equities Limited ACN 003 485 952	Wednesday, 27 April 2016	676.00		832 Ordinary shares
CBA Equities Limited ACN 003 485 952	Wednesday, 27 April 2016	676.00		832 Ordinary shares
CBA Equities Limited ACN 003 485 952	Wednesday, 27 April 2016	6,062.85		7,485 Ordinary shares
CBA Equities Limited ACN 003 485 952	Wednesday, 27 April 2016	1,255.50		1,550 Ordinary shares
CBA Equities Limited ACN 003 485 952	Wednesday, 27 April 2016	2,431.10		3,020 Ordinary shares
CBA Equities Limited ACN 003 485 952	Wednesday, 27 April 2016	2,416.00		3,020 Ordinary shares
CBA Equities Limited ACN 003 485 952	Wednesday, 27 April 2016	84.53		106 Ordinary shares
CBA Equities Limited	Wednesday, 27 April	118.03		148 Ordinary shares

ACN 003 485 952	2016			
CBA Equities Limited ACN 003 485 952	Wednesday, 27 April 2016	109.26		137 Ordinary shares
CBA Equities Limited ACN 003 485 952	Wednesday, 27 April 2016	77.36		97 Ordinary shares
CBA Equities Limited ACN 003 485 952	Wednesday, 27 April 2016	43.86		55 Ordinary shares
CBA Equities Limited ACN 003 485 952	Wednesday, 27 April 2016	20.73		26 Ordinary shares
CBA Equities Limited ACN 003 485 952	Wednesday, 27 April 2016	8.77		11 Ordinary shares
CBA Equities Limited ACN 003 485 952	Wednesday, 27 April 2016	2.39		3 Ordinary shares
CBA Equities Limited ACN 003 485 952	Wednesday, 27 April 2016	3,676.00		4,595 Ordinary shares
CBA Equities Limited ACN 003 485 952	Wednesday, 27 April 2016	2,385.80		3,020 Ordinary shares
CBA Equities Limited ACN 003 485 952	Wednesday, 27 April 2016	50,206.26		64,367 Ordinary shares
CBA Equities Limited ACN 003 485 952	Thursday, 28 April 2016	4,785.90		6,020 Ordinary shares
CBA Equities Limited ACN 003 485 952	Thursday, 28 April 2016	377.98		471 Ordinary shares
CBA Equities Limited ACN 003 485 952	Thursday, 28 April 2016	456.62		569 Ordinary shares
CBA Equities Limited ACN 003 485 952	Thursday, 28 April 2016	265.63		331 Ordinary shares
CBA Equities Limited ACN 003 485 952	Thursday, 28 April 2016	89.88		112 Ordinary shares
CBA Equities Limited ACN 003 485 952	Thursday, 28 April 2016	45.74		57 Ordinary shares
CBA Equities Limited ACN 003 485 952	Thursday, 28 April 2016	430.14		536 Ordinary shares
CBA Equities Limited ACN 003 485 952	Thursday, 28 April 2016	434.15		541 Ordinary shares
CBA Equities Limited ACN 003 485 952	Thursday, 28 April 2016	9,369.19		11,675 Ordinary shares

CBA Equities Limited ACN 003 485 952	Thursday, 28 April 2016	9,288.00		11,610 Ordinary shares
CBA Equities Limited ACN 003 485 952	Thursday, 28 April 2016	3,623.31		4,501 Ordinary shares
CBA Equities Limited ACN 003 485 952	Thursday, 28 April 2016	83.72		104 Ordinary shares
CBA Equities Limited ACN 003 485 952	Thursday, 28 April 2016	40.00		50 Ordinary shares
CBA Equities Limited ACN 003 485 952	Thursday, 28 April 2016	61.60		77 Ordinary shares
CBA Equities Limited ACN 003 485 952	Thursday, 28 April 2016	64.80		81 Ordinary shares
CBA Equities Limited ACN 003 485 952	Thursday, 28 April 2016	462.40		578 Ordinary shares
CBA Equities Limited ACN 003 485 952	Thursday, 28 April 2016	454.40		568 Ordinary shares
CBA Equities Limited ACN 003 485 952	Thursday, 28 April 2016	677.60		847 Ordinary shares
CBA Equities Limited ACN 003 485 952	Thursday, 28 April 2016	45.74		57 Ordinary shares
CBA Equities Limited ACN 003 485 952	Thursday, 28 April 2016	32.10		40 Ordinary shares
CBA Equities Limited ACN 003 485 952	Thursday, 28 April 2016	24.07		30 Ordinary shares
CBA Equities Limited ACN 003 485 952	Thursday, 28 April 2016	11.23		14 Ordinary shares
CBA Equities Limited ACN 003 485 952	Thursday, 28 April 2016	3.21		4 Ordinary shares
CBA Equities Limited ACN 003 485 952	Thursday, 28 April 2016	0.80		1 Ordinary shares
CBA Equities Limited ACN 003 485 952	Thursday, 28 April 2016	131.61		164 Ordinary shares
CBA Equities Limited ACN 003 485 952	Thursday, 28 April 2016	154.08		192 Ordinary shares
CBA Equities Limited ACN 003 485 952	Thursday, 28 April 2016	24.07		30 Ordinary shares
CBA Equities Limited	Thursday, 28 April 2016	8.03		10 Ordinary shares

ACN 003 485 952				
CBA Equities Limited ACN 003 485 952	Thursday, 28 April 2016	1.61		2 Ordinary shares
CBA Equities Limited ACN 003 485 952	Thursday, 28 April 2016	8.03		10 Ordinary shares
CBA Equities Limited ACN 003 485 952	Thursday, 28 April 2016	1.61		2 Ordinary shares
CBA Equities Limited ACN 003 485 952	Thursday, 28 April 2016	366.74		457 Ordinary shares
CBA Equities Limited ACN 003 485 952	Thursday, 28 April 2016	655.20		819 Ordinary shares
CBA Equities Limited ACN 003 485 952	Thursday, 28 April 2016	6,007.02		7,556 Ordinary shares
CBA Equities Limited ACN 003 485 952	Friday, 29 April 2016	4,067.22		5,116 Ordinary shares
CBA Equities Limited ACN 003 485 952	Friday, 29 April 2016	932.54		1,173 Ordinary shares
CBA Equities Limited ACN 003 485 952	Friday, 29 April 2016	300.66		377 Ordinary shares
CBA Equities Limited ACN 003 485 952	Friday, 29 April 2016	102.08		128 Ordinary shares
CBA Equities Limited ACN 003 485 952	Friday, 29 April 2016	179.44		225 Ordinary shares
CBA Equities Limited ACN 003 485 952	Friday, 29 April 2016	63,928.38		80,922 Ordinary shares
CBA Equities Limited ACN 003 485 952	Monday, 2 May 2016	13,116.00		16,395 Ordinary shares
CBA Equities Limited ACN 003 485 952	Monday, 2 May 2016	6,042.40		7,553 Ordinary shares
CBA Equities Limited ACN 003 485 952	Wednesday, 4 May 2016	3,594.50		4,550 Ordinary shares
CBA Equities Limited ACN 003 485 952	Wednesday, 4 May 2016	915.07		1,162 Ordinary shares
CBA Equities Limited ACN 003 485 952	Wednesday, 4 May 2016	1,478.14		1,877 Ordinary shares
CBA Equities Limited ACN 003 485 952	Thursday, 5 May 2016	1,676.80		2,096 Ordinary shares

CBA Equities Limited ACN 003 485 952	Thursday, 5 May 2016	3,155.20		3,944 Ordinary shares
CBA Equities Limited ACN 003 485 952	Thursday, 5 May 2016	929.91		1,141 Ordinary shares
CBA Equities Limited ACN 003 485 952	Thursday, 5 May 2016	17,587.70		21,580 Ordinary shares
CBA Equities Limited ACN 003 485 952	Friday, 6 May 2016	229.43		285 Ordinary shares
CBA Equities Limited ACN 003 485 952	Friday, 6 May 2016	253.58		315 Ordinary shares
CBA Equities Limited ACN 003 485 952	Friday, 6 May 2016	4,455.68		5,535 Ordinary shares
CBA Equities Limited ACN 003 485 952	Monday, 9 May 2016	43.86		53 Ordinary shares
CBA Equities Limited ACN 003 485 952	Monday, 9 May 2016	14,082.50		16,375 Ordinary shares
CBA Equities Limited ACN 003 485 952	Monday, 9 May 2016	10,507.48		12,218 Ordinary shares
CBA Equities Limited ACN 003 485 952	Monday, 9 May 2016	10,825.68		12,588 Ordinary shares
CBA Equities Limited ACN 003 485 952	Monday, 9 May 2016	6,492.14		7,549 Ordinary shares
CBA Equities Limited ACN 003 485 952	Tuesday, 10 May 2016	2,792.00		3,200 Ordinary shares
CBA Equities Limited ACN 003 485 952	Tuesday, 10 May 2016	197.19		226 Ordinary shares
CBA Equities Limited ACN 003 485 952	Tuesday, 10 May 2016	3,941.55		4,610 Ordinary shares
CBA Equities Limited ACN 003 485 952	Tuesday, 10 May 2016	2,567.00		3,020 Ordinary shares
CBA Equities Limited ACN 003 485 952	Tuesday, 10 May 2016	2,551.90		3,020 Ordinary shares
CBA Equities Limited ACN 003 485 952	Tuesday, 10 May 2016	4,860.38		5,769 Ordinary shares
CBA Equities Limited ACN 003 485 952	Tuesday, 10 May 2016	96.89		115 Ordinary shares
CBA Equities Limited	Tuesday, 10 May 2016	717.81		852 Ordinary shares

ACN 003 485 952				
CBA Equities Limited ACN 003 485 952	Tuesday, 10 May 2016	2,559.45		3,020 Ordinary shares
CBA Equities Limited ACN 003 485 952	Tuesday, 10 May 2016	4,686.68		5,530 Ordinary shares
CBA Equities Limited ACN 003 485 952	Tuesday, 10 May 2016	2,653.56		3,159 Ordinary shares
CBA Equities Limited ACN 003 485 952	Tuesday, 10 May 2016	1,244.04		1,481 Ordinary shares
CBA Equities Limited ACN 003 485 952	Tuesday, 10 May 2016	118.22		142 Ordinary shares
CBA Equities Limited ACN 003 485 952	Tuesday, 10 May 2016	3,812.29		4,635 Ordinary shares
CBA Equities Limited ACN 003 485 952	Tuesday, 10 May 2016	1,846.51		2,245 Ordinary shares
CBA Equities Limited ACN 003 485 952	Tuesday, 10 May 2016	1,965.78		2,390 Ordinary shares
CBA Equities Limited ACN 003 485 952	Tuesday, 10 May 2016	3,121.39		3,795 Ordinary shares
CBA Equities Limited ACN 003 485 952	Tuesday, 10 May 2016	348.74		424 Ordinary shares
CBA Equities Limited ACN 003 485 952	Tuesday, 10 May 2016	2,135.21		2,596 Ordinary shares
CBA Equities Limited ACN 003 485 952	Tuesday, 10 May 2016	2,483.95		3,020 Ordinary shares
CBA Equities Limited ACN 003 485 952	Tuesday, 10 May 2016	126.67		154 Ordinary shares
CBA Equities Limited ACN 003 485 952	Tuesday, 10 May 2016	2,713.28		3,319 Ordinary shares
CBA Equities Limited ACN 003 485 952	Tuesday, 10 May 2016	72.76		89 Ordinary shares
CBA Equities Limited ACN 003 485 952	Tuesday, 10 May 2016	71.12		87 Ordinary shares
CBA Equities Limited ACN 003 485 952	Tuesday, 10 May 2016	5.72		7 Ordinary shares
CBA Equities Limited ACN 003 485 952	Tuesday, 10 May 2016	121.81		149 Ordinary shares

CBA Equities Limited ACN 003 485 952	Tuesday, 10 May 2016	108.73		133 Ordinary shares
CBA Equities Limited ACN 003 485 952	Tuesday, 10 May 2016	12.26		15 Ordinary shares
CBA Equities Limited ACN 003 485 952	Tuesday, 10 May 2016	6.54		8 Ordinary shares
CBA Equities Limited ACN 003 485 952	Tuesday, 10 May 2016	0.82		1 Ordinary shares
CBA Equities Limited ACN 003 485 952	Tuesday, 10 May 2016	24.52		30 Ordinary shares
CBA Equities Limited ACN 003 485 952	Tuesday, 10 May 2016	1.64		2 Ordinary shares
CBA Equities Limited ACN 003 485 952	Tuesday, 10 May 2016	81.75		100 Ordinary shares
CBA Equities Limited ACN 003 485 952	Tuesday, 10 May 2016	1.64		2 Ordinary shares
CBA Equities Limited ACN 003 485 952	Tuesday, 10 May 2016	35.97		44 Ordinary shares
CBA Equities Limited ACN 003 485 952	Tuesday, 10 May 2016	1,364.41		1,669 Ordinary shares
CBA Equities Limited ACN 003 485 952	Tuesday, 10 May 2016	1.64		2 Ordinary shares
CBA Equities Limited ACN 003 485 952	Tuesday, 10 May 2016	215.82		264 Ordinary shares
CBA Equities Limited ACN 003 485 952	Tuesday, 10 May 2016	6,152.43		7,549 Ordinary shares
CBA Equities Limited ACN 003 485 952	Tuesday, 10 May 2016	50,000.25		61,350 Ordinary shares
CBA Equities Limited ACN 003 485 952	Tuesday, 10 May 2016	54,570.77		66,958 Ordinary shares
CBA Equities Limited ACN 003 485 952	Wednesday, 11 May 2016	5,024.14		6,035 Ordinary shares
CBA Equities Limited ACN 003 485 952	Wednesday, 11 May 2016	2,509.99		3,015 Ordinary shares
CBA Equities Limited ACN 003 485 952	Wednesday, 11 May 2016	4,000.60		4,820 Ordinary shares
CBA Equities Limited	Wednesday, 11 May	2,509.99		3,015 Ordinary shares

ACN 003 485 952	2016			
CBA Equities Limited ACN 003 485 952	Wednesday, 11 May 2016	2,509.99		3,015 Ordinary shares
CBA Equities Limited ACN 003 485 952	Wednesday, 11 May 2016	2,509.99		3,015 Ordinary shares
CBA Equities Limited ACN 003 485 952	Wednesday, 11 May 2016	2,509.99		3,015 Ordinary shares
CBA Equities Limited ACN 003 485 952	Thursday, 12 May 2016	4,969.80		6,024 Ordinary shares
CBA Equities Limited ACN 003 485 952	Thursday, 12 May 2016	2,479.84		3,015 Ordinary shares
CBA Equities Limited ACN 003 485 952	Thursday, 12 May 2016	3,856.88		4,675 Ordinary shares
CBA Equities Limited ACN 003 485 952	Thursday, 12 May 2016	4,054.80		4,960 Ordinary shares
CBA Equities Limited ACN 003 485 952	Thursday, 12 May 2016	3,899.77		4,785 Ordinary shares
CBA Equities Limited ACN 003 485 952	Thursday, 12 May 2016	6,548.18		8,010 Ordinary shares
CBA Equities Limited ACN 003 485 952	Thursday, 12 May 2016	4,933.61		6,035 Ordinary shares
CBA Equities Limited ACN 003 485 952	Thursday, 12 May 2016	2,464.76		3,015 Ordinary shares
CBA Equities Limited ACN 003 485 952	Thursday, 12 May 2016	2,464.76		3,015 Ordinary shares
CBA Equities Limited ACN 003 485 952	Friday, 13 May 2016	142.72		173 Ordinary shares
CBA Equities Limited ACN 003 485 952	Friday, 13 May 2016	1,871.93		2,269 Ordinary shares
CBA Equities Limited ACN 003 485 952	Friday, 13 May 2016	475.20		576 Ordinary shares
CBA Equities Limited ACN 003 485 952	Friday, 13 May 2016	410.21		508 Ordinary shares
CBA Equities Limited ACN 003 485 952	Friday, 13 May 2016	0.81		1 Ordinary shares
CBA Equities Limited ACN 003 485 952	Friday, 13 May 2016	866.09		1,086 Ordinary shares

CBA Equities Limited ACN 003 485 952	Friday, 13 May 2016	290.29		364 Ordinary shares
CBA Equities Limited ACN 003 485 952	Friday, 13 May 2016	726.52		911 Ordinary shares
CBA Equities Limited ACN 003 485 952	Friday, 13 May 2016	726.52		911 Ordinary shares
CBA Equities Limited ACN 003 485 952	Friday, 13 May 2016	726.52		911 Ordinary shares
CBA Equities Limited ACN 003 485 952	Friday, 13 May 2016	243.24		305 Ordinary shares
CBA Equities Limited ACN 003 485 952	Friday, 13 May 2016	1,195.45		1,499 Ordinary shares
CBA Equities Limited ACN 003 485 952	Friday, 13 May 2016	1,127.67		1,414 Ordinary shares
CBA Equities Limited ACN 003 485 952	Friday, 13 May 2016	10,776.23		13,555 Ordinary shares
CBA Equities Limited ACN 003 485 952	Friday, 13 May 2016	4,782.74		6,035 Ordinary shares
CBA Equities Limited ACN 003 485 952	Friday, 13 May 2016	4,767.65		6,035 Ordinary shares
CBA Equities Limited ACN 003 485 952	Friday, 13 May 2016	391.39		497 Ordinary shares
CBA Equities Limited ACN 003 485 952	Friday, 13 May 2016	807.19		1,025 Ordinary shares
CBA Equities Limited ACN 003 485 952	Friday, 13 May 2016	54,428.76		69,336 Ordinary shares
CBA Equities Limited ACN 003 485 952	Friday, 13 May 2016	6,001.32		7,645 Ordinary shares
CBA Equities Limited ACN 003 485 952	Friday, 13 May 2016	2,303.19		2,934 Ordinary shares
CBA Equities Limited ACN 003 485 952	Friday, 13 May 2016	41,378.92		52,712 Ordinary shares
CBA Equities Limited ACN 003 485 952	Monday, 16 May 2016	2,336.63		3,015 Ordinary shares
CBA Equities Limited ACN 003 485 952	Monday, 16 May 2016	2,226.34		2,882 Ordinary shares
CBA Equities Limited	Monday, 16 May 2016	102.74		133 Ordinary shares

ACN 003 485 952				
CBA Equities Limited ACN 003 485 952	Monday, 16 May 2016	2,329.09		3,015 Ordinary shares
CBA Equities Limited ACN 003 485 952	Monday, 16 May 2016	2,329.09		3,015 Ordinary shares
CBA Equities Limited ACN 003 485 952	Monday, 16 May 2016	3,768.34		4,755 Ordinary shares
CBA Equities Limited ACN 003 485 952	Monday, 16 May 2016	611.89		777 Ordinary shares
CBA Equities Limited ACN 003 485 952	Monday, 16 May 2016	451.24		573 Ordinary shares
CBA Equities Limited ACN 003 485 952	Monday, 16 May 2016	699.30		888 Ordinary shares
CBA Equities Limited ACN 003 485 952	Monday, 16 May 2016	970.99		1,233 Ordinary shares
CBA Equities Limited ACN 003 485 952	Monday, 16 May 2016	2,374.31		3,015 Ordinary shares
CBA Equities Limited ACN 003 485 952	Monday, 16 May 2016	816.64		1,037 Ordinary shares
CBA Equities Limited ACN 003 485 952	Monday, 16 May 2016	1,008.00		1,280 Ordinary shares
CBA Equities Limited ACN 003 485 952	Monday, 16 May 2016	2,374.31		3,015 Ordinary shares
CBA Equities Limited ACN 003 485 952	Monday, 16 May 2016	3,579.60		4,560 Ordinary shares
CBA Equities Limited ACN 003 485 952	Monday, 16 May 2016	2,329.09		3,015 Ordinary shares
CBA Equities Limited ACN 003 485 952	Monday, 16 May 2016	10.04		13 Ordinary shares
CBA Equities Limited ACN 003 485 952	Tuesday, 17 May 2016	658.85		821 Ordinary shares
CBA Equities Limited ACN 003 485 952	Tuesday, 17 May 2016	279.27		348 Ordinary shares
CBA Equities Limited ACN 003 485 952	Tuesday, 17 May 2016	154.08		192 Ordinary shares
CBA Equities Limited ACN 003 485 952	Tuesday, 17 May 2016	10,464.60		13,040 Ordinary shares

CBA Equities Limited ACN 003 485 952	Tuesday, 17 May 2016	4,839.07		6,030 Ordinary shares
CBA Equities Limited ACN 003 485 952	Tuesday, 17 May 2016	5,232.30		6,520 Ordinary shares
CBA Equities Limited ACN 003 485 952	Tuesday, 17 May 2016	9,604.00		12,005 Ordinary shares
CBA Equities Limited ACN 003 485 952	Tuesday, 17 May 2016	6,072.12		7,543 Ordinary shares
CBA Equities Limited ACN 003 485 952	Wednesday, 18 May 2016	119.20		149 Ordinary shares
CBA Equities Limited ACN 003 485 952	Thursday, 19 May 2016	2,140.68		2,651 Ordinary shares
CBA Equities Limited ACN 003 485 952	Thursday, 19 May 2016	2,728.54		3,379 Ordinary shares
CBA Equities Limited ACN 003 485 952	Thursday, 19 May 2016	6,108.21		7,541 Ordinary shares
CBA Equities Limited ACN 003 485 952	Friday, 20 May 2016	779.19		959 Ordinary shares
CBA Equities Limited ACN 003 485 952	Friday, 20 May 2016	871.00		1,072 Ordinary shares
CBA Equities Limited ACN 003 485 952	Friday, 20 May 2016	1,165.94		1,435 Ordinary shares
CBA Equities Limited ACN 003 485 952	Friday, 20 May 2016	41.44		51 Ordinary shares
CBA Equities Limited ACN 003 485 952	Friday, 20 May 2016	1,606.31		1,977 Ordinary shares
CBA Equities Limited ACN 003 485 952	Friday, 20 May 2016	0.81		1 Ordinary shares
CBA Equities Limited ACN 003 485 952	Friday, 20 May 2016	429.81		529 Ordinary shares
CBA Equities Limited ACN 003 485 952	Friday, 20 May 2016	1,165.94		1,435 Ordinary shares
CBA Equities Limited ACN 003 485 952	Friday, 20 May 2016	461.50		568 Ordinary shares
CBA Equities Limited ACN 003 485 952	Friday, 20 May 2016	250.32		310 Ordinary shares
CBA Equities Limited	Friday, 20 May 2016	125.97		156 Ordinary shares

ACN 003 485 952				
CBA Equities Limited ACN 003 485 952	Friday, 20 May 2016	1,520.74		1,895 Ordinary shares
CBA Equities Limited ACN 003 485 952	Friday, 20 May 2016	1,396.02		1,756 Ordinary shares
CBA Equities Limited ACN 003 485 952	Friday, 20 May 2016	204.96		257 Ordinary shares
CBA Equities Limited ACN 003 485 952	Friday, 20 May 2016	63.00		79 Ordinary shares
CBA Equities Limited ACN 003 485 952	Tuesday, 24 May 2016	233.53		291 Ordinary shares
CBA Equities Limited ACN 003 485 952	Tuesday, 24 May 2016	930.10		1,159 Ordinary shares
CBA Equities Limited ACN 003 485 952	Tuesday, 24 May 2016	582.62		726 Ordinary shares
CBA Equities Limited ACN 003 485 952	Tuesday, 24 May 2016	3.21		4 Ordinary shares
CBA Equities Limited ACN 003 485 952	Tuesday, 24 May 2016	2.41		3 Ordinary shares
CBA Equities Limited ACN 003 485 952	Tuesday, 24 May 2016	87.47		109 Ordinary shares
CBA Equities Limited ACN 003 485 952	Tuesday, 24 May 2016	1,563.27		1,948 Ordinary shares
CBA Equities Limited ACN 003 485 952	Tuesday, 24 May 2016	155.69		194 Ordinary shares
CBA Equities Limited ACN 003 485 952	Tuesday, 24 May 2016	20.86		26 Ordinary shares
CBA Equities Limited ACN 003 485 952	Tuesday, 24 May 2016	199.38		250 Ordinary shares
CBA Equities Limited ACN 003 485 952	Tuesday, 24 May 2016	8,434.27		10,510 Ordinary shares
CBA Equities Limited ACN 003 485 952	Tuesday, 24 May 2016	8,384.00		10,480 Ordinary shares
CBA Equities Limited ACN 003 485 952	Tuesday, 24 May 2016	2,381.85		3,015 Ordinary shares
CBA Equities Limited ACN 003 485 952	Tuesday, 24 May 2016	7,150.29		9,051 Ordinary shares

CBA Equities Limited ACN 003 485 952	Tuesday, 24 May 2016	1,316.14		1,666 Ordinary shares
CBA Equities Limited ACN 003 485 952	Tuesday, 24 May 2016	4,210.70		5,330 Ordinary shares
CBA Equities Limited ACN 003 485 952	Tuesday, 24 May 2016	3,063.62		3,878 Ordinary shares
CBA Equities Limited ACN 003 485 952	Tuesday, 24 May 2016	35,674.82		45,158 Ordinary shares
CBA Equities Limited ACN 003 485 952	Tuesday, 24 May 2016	57.67		73 Ordinary shares
CBA Equities Limited ACN 003 485 952	Wednesday, 25 May 2016	8,455.63		10,375 Ordinary shares
CBA Equities Limited ACN 003 485 952	Thursday, 26 May 2016	4,358.61		5,381 Ordinary shares
CBA Equities Limited ACN 003 485 952	Thursday, 26 May 2016	580.77		717 Ordinary shares
CBA Equities Limited ACN 003 485 952	Thursday, 26 May 2016	11,885.03		14,810 Ordinary shares
CBA Equities Limited ACN 003 485 952	Thursday, 26 May 2016	6,026.77		7,510 Ordinary shares
CBA Equities Limited ACN 003 485 952	Thursday, 26 May 2016	4,839.07		6,030 Ordinary shares
CBA Equities Limited ACN 003 485 952	Thursday, 26 May 2016	2,883.51		3,582 Ordinary shares
CBA Equities Limited ACN 003 485 952	Thursday, 26 May 2016	311.54		387 Ordinary shares
CBA Equities Limited ACN 003 485 952	Thursday, 26 May 2016	45,274.01		56,241 Ordinary shares
CBA Equities Limited ACN 003 485 952	Friday, 27 May 2016	349.89		436 Ordinary shares
CBA Equities Limited ACN 003 485 952	Friday, 27 May 2016	149.26		186 Ordinary shares
CBA Equities Limited ACN 003 485 952	Friday, 27 May 2016	6,514.69		8,118 Ordinary shares
CBA Equities Limited ACN 003 485 952	Monday, 30 May 2016	2,091.39		2,598 Ordinary shares
CBA Equities Limited	Monday, 30 May 2016	2,908.47		3,613 Ordinary shares

ACN 003 485 952				
CBA Equities Limited ACN 003 485 952	Monday, 30 May 2016	8,412.39		10,615 Ordinary shares
CBA Equities Limited ACN 003 485 952	Monday, 30 May 2016	1,250.57		1,578 Ordinary shares
CBA Equities Limited ACN 003 485 952	Monday, 30 May 2016	936.74		1,182 Ordinary shares
CBA Equities Limited ACN 003 485 952	Monday, 30 May 2016	3,644.57		4,570 Ordinary shares
CBA Equities Limited ACN 003 485 952	Monday, 30 May 2016	1,655.89		2,057 Ordinary shares
CBA Equities Limited ACN 003 485 952	Monday, 30 May 2016	1.61		2 Ordinary shares
CBA Equities Limited ACN 003 485 952	Monday, 30 May 2016	10,676.72		13,263 Ordinary shares
CBA Equities Limited ACN 003 485 952	Monday, 30 May 2016	14,873.18		18,476 Ordinary shares
CBA Equities Limited ACN 003 485 952	Monday, 30 May 2016	4,003.27		4,973 Ordinary shares
CBA Equities Limited ACN 003 485 952	Monday, 30 May 2016	220.57		274 Ordinary shares
CBA Equities Limited ACN 003 485 952	Monday, 30 May 2016	231.04		287 Ordinary shares
CBA Equities Limited ACN 003 485 952	Monday, 30 May 2016	1,236.48		1,536 Ordinary shares
CBA Equities Limited ACN 003 485 952	Monday, 30 May 2016	6,653.33		8,265 Ordinary shares
CBA Equities Limited ACN 003 485 952	Monday, 30 May 2016	1,124.59		1,397 Ordinary shares
CBA Equities Limited ACN 003 485 952	Monday, 30 May 2016	2,424.66		3,012 Ordinary shares
CBA Equities Limited ACN 003 485 952	Monday, 30 May 2016	1,217.97		1,513 Ordinary shares
CBA Equities Limited ACN 003 485 952	Monday, 30 May 2016	1,389.43		1,726 Ordinary shares
CBA Equities Limited ACN 003 485 952	Tuesday, 31 May 2016	2,412.00		3,015 Ordinary shares

CBA Equities Limited ACN 003 485 952	Tuesday, 31 May 2016	1,114.40		1,393 Ordinary shares
CBA Equities Limited ACN 003 485 952	Tuesday, 31 May 2016	2,292.00		2,865 Ordinary shares
CBA Equities Limited ACN 003 485 952	Tuesday, 31 May 2016	1,562.40		1,953 Ordinary shares
CBA Equities Limited ACN 003 485 952	Wednesday, 1 June 2016	4,937.74		6,211 Ordinary shares
CBA Equities Limited ACN 003 485 952	Thursday, 2 June 2016	517.70		668 Ordinary shares
CBA Equities Limited ACN 003 485 952	Friday, 3 June 2016	844.51		1,069 Ordinary shares
CBA Equities Limited ACN 003 485 952	Friday, 3 June 2016	3,873.48		4,966 Ordinary shares
CBA Equities Limited ACN 003 485 952	Friday, 3 June 2016	5,810.06		7,425 Ordinary shares
CBA Equities Limited ACN 003 485 952	Friday, 3 June 2016	4,718.47		6,030 Ordinary shares
CBA Equities Limited ACN 003 485 952	Monday, 6 June 2016	3,201.66		4,158 Ordinary shares
CBA Equities Limited ACN 003 485 952	Monday, 6 June 2016	1,702.47		2,211 Ordinary shares
CBA Equities Limited ACN 003 485 952	Monday, 6 June 2016	4,699.50		6,025 Ordinary shares
CBA Equities Limited ACN 003 485 952	Monday, 6 June 2016	9,458.47		12,049 Ordinary shares
CBA Equities Limited ACN 003 485 952	Monday, 6 June 2016	4,045.11		5,153 Ordinary shares
CBA Equities Limited ACN 003 485 952	Tuesday, 7 June 2016	4,999.67		6,369 Ordinary shares
CBA Equities Limited ACN 003 485 952	Tuesday, 7 June 2016	3,571.59		4,521 Ordinary shares
CBA Equities Limited ACN 003 485 952	Wednesday, 8 June 2016	18,106.80		22,920 Ordinary shares
CBA Equities Limited ACN 003 485 952	Wednesday, 8 June 2016	1,786.98		2,262 Ordinary shares
CBA Equities Limited	Wednesday, 8 June	2,383.43		3,017 Ordinary shares

ACN 003 485 952	2016			
CBA Equities Limited ACN 003 485 952	Wednesday, 8 June 2016	1,049.12		1,328 Ordinary shares
CBA Equities Limited ACN 003 485 952	Wednesday, 8 June 2016	6,839.82		8,658 Ordinary shares
CBA Equities Limited ACN 003 485 952	Wednesday, 8 June 2016	20,418.34		25,846 Ordinary shares
CBA Equities Limited ACN 003 485 952	Wednesday, 8 June 2016	19,384.23		24,537 Ordinary shares
CBA Equities Limited ACN 003 485 952	Wednesday, 8 June 2016	5,172.92		6,548 Ordinary shares
CBA Equities Limited ACN 003 485 952	Wednesday, 8 June 2016	32,939.84		41,696 Ordinary shares
CBA Equities Limited ACN 003 485 952	Wednesday, 8 June 2016	2,379.48		3,012 Ordinary shares
CBA Equities Limited ACN 003 485 952	Wednesday, 8 June 2016	11,248.81		14,239 Ordinary shares
CBA Equities Limited ACN 003 485 952	Wednesday, 8 June 2016	3,088.90		3,910 Ordinary shares
CBA Equities Limited ACN 003 485 952	Wednesday, 8 June 2016	342.86		434 Ordinary shares
CBA Equities Limited ACN 003 485 952	Thursday, 9 June 2016	57.67		73 Ordinary shares
CBA Equities Limited ACN 003 485 952	Thursday, 9 June 2016	4,010.05		5,060 Ordinary shares
CBA Equities Limited ACN 003 485 952	Friday, 10 June 2016	1,098.10		1,390 Ordinary shares
CBA Equities Limited ACN 003 485 952	Friday, 10 June 2016	193.55		245 Ordinary shares
CBA Equities Limited ACN 003 485 952	Friday, 10 June 2016	67.94		86 Ordinary shares
CBA Equities Limited ACN 003 485 952	Friday, 10 June 2016	48.98		62 Ordinary shares
CBA Equities Limited ACN 003 485 952	Friday, 10 June 2016	61.62		78 Ordinary shares
CBA Equities Limited ACN 003 485 952	Friday, 10 June 2016	1,664.53		2,107 Ordinary shares

CBA Equities Limited ACN 003 485 952	Friday, 10 June 2016	1,189.74		1,506 Ordinary shares
CBA Equities Limited ACN 003 485 952	Friday, 10 June 2016	613.04		776 Ordinary shares
CBA Equities Limited ACN 003 485 952	Tuesday, 14 June 2016	588.23		759 Ordinary shares
CBA Equities Limited ACN 003 485 952	Tuesday, 14 June 2016	6,708.52		8,827 Ordinary shares
CBA Equities Limited ACN 003 485 952	Wednesday, 15 June 2016	128.44		169 Ordinary shares
CBA Equities Limited ACN 003 485 952	Wednesday, 15 June 2016	34.96		46 Ordinary shares
CBA Equities Limited ACN 003 485 952	Wednesday, 15 June 2016	3,199.60		4,210 Ordinary shares
CBA Equities Limited ACN 003 485 952	Wednesday, 15 June 2016	405.84		534 Ordinary shares
CBA Equities Limited ACN 003 485 952	Wednesday, 15 June 2016	511.48		673 Ordinary shares
CBA Equities Limited ACN 003 485 952	Wednesday, 15 June 2016	170.24		224 Ordinary shares
CBA Equities Limited ACN 003 485 952	Wednesday, 15 June 2016	5,722.80		7,530 Ordinary shares
CBA Equities Limited ACN 003 485 952	Thursday, 16 June 2016	48,764.64		64,164 Ordinary shares
CBA Equities Limited ACN 003 485 952	Thursday, 16 June 2016	1,022.96		1,346 Ordinary shares
CBA Equities Limited ACN 003 485 952	Thursday, 16 June 2016	262.20		345 Ordinary shares
CBA Equities Limited ACN 003 485 952	Thursday, 16 June 2016	13,908.76		18,301 Ordinary shares
CBA Equities Limited ACN 003 485 952	Thursday, 16 June 2016	28,737.88		37,813 Ordinary shares
CBA Equities Limited ACN 003 485 952	Thursday, 16 June 2016	36,068.08		47,458 Ordinary shares
CBA Equities Limited ACN 003 485 952	Thursday, 16 June 2016	416,780.96		548,396 Ordinary shares
CBA Equities Limited	Thursday, 16 June 2016	3,483.75		4,645 Ordinary shares

ACN 003 485 952				
CBA Equities Limited ACN 003 485 952	Thursday, 16 June 2016	10,126.50		13,502 Ordinary shares
CBA Equities Limited ACN 003 485 952	Monday, 20 June 2016	3,012.26		3,789 Ordinary shares
CBA Equities Limited ACN 003 485 952	Monday, 20 June 2016	2,999.54		3,773 Ordinary shares
CBA Equities Limited ACN 003 485 952	Tuesday, 21 June 2016	595.92		764 Ordinary shares
CBA Equities Limited ACN 003 485 952	Tuesday, 21 June 2016	1,113.84		1,428 Ordinary shares
CBA Equities Limited ACN 003 485 952	Tuesday, 21 June 2016	36.66		47 Ordinary shares
CBA Equities Limited ACN 003 485 952	Tuesday, 21 June 2016	35.10		45 Ordinary shares
CBA Equities Limited ACN 003 485 952	Tuesday, 21 June 2016	1,173.90		1,505 Ordinary shares
CBA Equities Limited ACN 003 485 952	Tuesday, 21 June 2016	528.06		677 Ordinary shares
CBA Equities Limited ACN 003 485 952	Tuesday, 21 June 2016	802.62		1,029 Ordinary shares
CBA Equities Limited ACN 003 485 952	Tuesday, 21 June 2016	41.34		53 Ordinary shares
CBA Equities Limited ACN 003 485 952	Tuesday, 21 June 2016	0.78		1 Ordinary shares
CBA Equities Limited ACN 003 485 952	Tuesday, 21 June 2016	50.70		65 Ordinary shares
CBA Equities Limited ACN 003 485 952	Tuesday, 21 June 2016	526.50		675 Ordinary shares
CBA Equities Limited ACN 003 485 952	Tuesday, 21 June 2016	2,809.01		3,567 Ordinary shares
CBA Equities Limited ACN 003 485 952	Tuesday, 21 June 2016	1,502.55		1,908 Ordinary shares
CBA Equities Limited ACN 003 485 952	Tuesday, 21 June 2016	877.30		1,107 Ordinary shares
CBA Equities Limited ACN 003 485 952	Tuesday, 21 June 2016	355.04		448 Ordinary shares

CBA Equities Limited ACN 003 485 952	Tuesday, 21 June 2016	557.92		704 Ordinary shares
CBA Equities Limited ACN 003 485 952	Tuesday, 21 June 2016	26.40		33 Ordinary shares
CBA Equities Limited ACN 003 485 952	Tuesday, 21 June 2016	76.00		95 Ordinary shares
CBA Equities Limited ACN 003 485 952	Tuesday, 21 June 2016	1.60		2 Ordinary shares
CBA Equities Limited ACN 003 485 952	Tuesday, 21 June 2016	1.60		2 Ordinary shares
CBA Equities Limited ACN 003 485 952	Tuesday, 21 June 2016	10.40		13 Ordinary shares
CBA Equities Limited ACN 003 485 952	Tuesday, 21 June 2016	0.80		1 Ordinary shares
CBA Equities Limited ACN 003 485 952	Tuesday, 21 June 2016	84.80		106 Ordinary shares
CBA Equities Limited ACN 003 485 952	Tuesday, 21 June 2016	14.40		18 Ordinary shares
CBA Equities Limited ACN 003 485 952	Tuesday, 21 June 2016	15.20		19 Ordinary shares
CBA Equities Limited ACN 003 485 952	Tuesday, 21 June 2016	1.60		2 Ordinary shares
CBA Equities Limited ACN 003 485 952	Tuesday, 21 June 2016	46.40		58 Ordinary shares
CBA Equities Limited ACN 003 485 952	Tuesday, 21 June 2016	2.40		3 Ordinary shares
CBA Equities Limited ACN 003 485 952	Tuesday, 21 June 2016	6,087.41		7,562 Ordinary shares
CBA Equities Limited ACN 003 485 952	Tuesday, 21 June 2016	8,134.53		10,105 Ordinary shares
CBA Equities Limited ACN 003 485 952	Tuesday, 21 June 2016	24,765.83		30,765 Ordinary shares
CBA Equities Limited ACN 003 485 952	Tuesday, 21 June 2016	148.93		185 Ordinary shares
CBA Equities Limited ACN 003 485 952	Tuesday, 21 June 2016	99.02		123 Ordinary shares
CBA Equities Limited	Tuesday, 21 June 2016	369.50		459 Ordinary shares

ACN 003 485 952				
CBA Equities Limited ACN 003 485 952	Tuesday, 21 June 2016	2,908.47		3,613 Ordinary shares
CBA Equities Limited ACN 003 485 952	Tuesday, 21 June 2016	13,912.01		17,282 Ordinary shares
CBA Equities Limited ACN 003 485 952	Tuesday, 21 June 2016	1,263.85		1,570 Ordinary shares
CBA Equities Limited ACN 003 485 952	Tuesday, 21 June 2016	12,169.19		15,117 Ordinary shares
CBA Equities Limited ACN 003 485 952	Tuesday, 21 June 2016	6,010.94		7,467 Ordinary shares
CBA Equities Limited ACN 003 485 952	Wednesday, 22 June 2016	762.35		965 Ordinary shares
CBA Equities Limited ACN 003 485 952	Wednesday, 22 June 2016	1,188.95		1,505 Ordinary shares
CBA Equities Limited ACN 003 485 952	Wednesday, 22 June 2016	1,188.95		1,505 Ordinary shares
CBA Equities Limited ACN 003 485 952	Wednesday, 22 June 2016	1,188.95		1,505 Ordinary shares
CBA Equities Limited ACN 003 485 952	Wednesday, 22 June 2016	577.49		731 Ordinary shares
CBA Equities Limited ACN 003 485 952	Wednesday, 22 June 2016	8,918.31		11,218 Ordinary shares
CBA Equities Limited ACN 003 485 952	Wednesday, 22 June 2016	2,367.51		2,978 Ordinary shares
CBA Equities Limited ACN 003 485 952	Wednesday, 22 June 2016	5,215.20		6,560 Ordinary shares
CBA Equities Limited ACN 003 485 952	Wednesday, 22 June 2016	11,729.43		14,754 Ordinary shares
CBA Equities Limited ACN 003 485 952	Thursday, 23 June 2016	2,489.29		3,151 Ordinary shares
CBA Equities Limited ACN 003 485 952	Thursday, 23 June 2016	32.39		41 Ordinary shares
CBA Equities Limited ACN 003 485 952	Thursday, 23 June 2016	48.98		62 Ordinary shares
CBA Equities Limited ACN 003 485 952	Thursday, 23 June 2016	178.54		226 Ordinary shares

CBA Equities Limited ACN 003 485 952	Thursday, 23 June 2016	583.81		739 Ordinary shares
CBA Equities Limited ACN 003 485 952	Thursday, 23 June 2016	1.58		2 Ordinary shares
CBA Equities Limited ACN 003 485 952	Thursday, 23 June 2016	8,398.16		10,465 Ordinary shares
CBA Equities Limited ACN 003 485 952	Thursday, 23 June 2016	532.06		663 Ordinary shares
CBA Equities Limited ACN 003 485 952	Thursday, 23 June 2016	7,966.42		9,927 Ordinary shares
CBA Equities Limited ACN 003 485 952	Thursday, 23 June 2016	4,285.35		5,340 Ordinary shares
CBA Equities Limited ACN 003 485 952	Thursday, 23 June 2016	4,289.36		5,345 Ordinary shares
CBA Equities Limited ACN 003 485 952	Thursday, 23 June 2016	4,851.11		6,045 Ordinary shares
CBA Equities Limited ACN 003 485 952	Thursday, 23 June 2016	571.20		714 Ordinary shares
CBA Equities Limited ACN 003 485 952	Thursday, 23 June 2016	5,858.40		7,323 Ordinary shares
CBA Equities Limited ACN 003 485 952	Thursday, 23 June 2016	11,347.20		14,184 Ordinary shares
CBA Equities Limited ACN 003 485 952	Thursday, 23 June 2016	14,348.00		17,935 Ordinary shares
CBA Equities Limited ACN 003 485 952	Thursday, 23 June 2016	6,701.60		8,377 Ordinary shares
CBA Equities Limited ACN 003 485 952	Friday, 24 June 2016	929.23		1,199 Ordinary shares
CBA Equities Limited ACN 003 485 952	Friday, 24 June 2016	87.58		113 Ordinary shares
CBA Equities Limited ACN 003 485 952	Friday, 24 June 2016	339.45		438 Ordinary shares
CBA Equities Limited ACN 003 485 952	Monday, 27 June 2016	148.37		189 Ordinary shares
CBA Equities Limited ACN 003 485 952	Monday, 27 June 2016	62.80		80 Ordinary shares
CBA Equities Limited	Monday, 27 June 2016	180.55		230 Ordinary shares

ACN 003 485 952				
CBA Equities Limited ACN 003 485 952	Monday, 27 June 2016	1,006.37		1,282 Ordinary shares
CBA Equities Limited ACN 003 485 952	Monday, 27 June 2016	284.95		363 Ordinary shares
CBA Equities Limited ACN 003 485 952	Monday, 27 June 2016	727.70		927 Ordinary shares
CBA Equities Limited ACN 003 485 952	Monday, 27 June 2016	11.81		15 Ordinary shares
CBA Equities Limited ACN 003 485 952	Monday, 27 June 2016	299.25		380 Ordinary shares
CBA Equities Limited ACN 003 485 952	Monday, 27 June 2016	96.86		123 Ordinary shares
CBA Equities Limited ACN 003 485 952	Monday, 27 June 2016	131.51		167 Ordinary shares
CBA Equities Limited ACN 003 485 952	Monday, 27 June 2016	55.13		70 Ordinary shares
CBA Equities Limited ACN 003 485 952	Monday, 27 June 2016	632.02		795 Ordinary shares
CBA Equities Limited ACN 003 485 952	Monday, 27 June 2016	11,962.37		15,047 Ordinary shares
CBA Equities Limited ACN 003 485 952	Monday, 27 June 2016	742.53		934 Ordinary shares
CBA Equities Limited ACN 003 485 952	Monday, 27 June 2016	5,820.20		7,321 Ordinary shares
CBA Equities Limited ACN 003 485 952	Tuesday, 28 June 2016	4,547.24		5,756 Ordinary shares
CBA Equities Limited ACN 003 485 952	Tuesday, 28 June 2016	262.28		332 Ordinary shares
CBA Equities Limited ACN 003 485 952	Tuesday, 28 June 2016	44.24		56 Ordinary shares
CBA Equities Limited ACN 003 485 952	Tuesday, 28 June 2016	114.55		145 Ordinary shares
CBA Equities Limited ACN 003 485 952	Tuesday, 28 June 2016	7,465.35		9,510 Ordinary shares
CBA Equities Limited ACN 003 485 952	Tuesday, 28 June 2016	169.56		216 Ordinary shares

CBA Equities Limited ACN 003 485 952	Tuesday, 28 June 2016	16,260.49		20,714 Ordinary shares
CBA Equities Limited ACN 003 485 952	Tuesday, 28 June 2016	759.10		967 Ordinary shares
CBA Equities Limited ACN 003 485 952	Tuesday, 28 June 2016	780.29		994 Ordinary shares
CBA Equities Limited ACN 003 485 952	Tuesday, 28 June 2016	15,338.12		19,539 Ordinary shares
CBA Equities Limited ACN 003 485 952	Tuesday, 28 June 2016	1,077.02		1,372 Ordinary shares
CBA Equities Limited ACN 003 485 952	Tuesday, 28 June 2016	107.55		137 Ordinary shares
CBA Equities Limited ACN 003 485 952	Tuesday, 28 June 2016	8.63		11 Ordinary shares
CBA Equities Limited ACN 003 485 952	Tuesday, 28 June 2016	19,715.28		25,115 Ordinary shares
CBA Equities Limited ACN 003 485 952	Tuesday, 28 June 2016	2,624.26		3,343 Ordinary shares
CBA Equities Limited ACN 003 485 952	Wednesday, 29 June 2016	2,484.55		3,145 Ordinary shares
CBA Equities Limited ACN 003 485 952	Thursday, 30 June 2016	704.14		897 Ordinary shares
CBA Equities Limited ACN 003 485 952	Thursday, 30 June 2016	3,141.57		4,002 Ordinary shares
CBA Equities Limited ACN 003 485 952	Thursday, 30 June 2016	1,128.05		1,437 Ordinary shares
CBA Equities Limited ACN 003 485 952	Thursday, 30 June 2016	25.91		33 Ordinary shares
CBA Equities Limited ACN 003 485 952	Thursday, 30 June 2016	3,327.17		4,146 Ordinary shares
CBA Equities Limited ACN 003 485 952	Thursday, 30 June 2016	3,644.00		4,555 Ordinary shares
CBA Equities Limited ACN 003 485 952	Thursday, 30 June 2016	3,707.03		4,605 Ordinary shares
CBA Equities Limited ACN 003 485 952	Thursday, 30 June 2016	650.40		813 Ordinary shares
CBA Equities Limited	Thursday, 30 June 2016	5,390.40		6,738 Ordinary shares

ACN 003 485 952				
CBA Equities Limited ACN 003 485 952	Thursday, 30 June 2016	55,316.00		69,145 Ordinary shares
CBA Equities Limited ACN 003 485 952	Thursday, 30 June 2016	6,628.00		8,285 Ordinary shares
CBA Equities Limited ACN 003 485 952	Thursday, 30 June 2016	28,513.60		35,642 Ordinary shares
CBA Equities Limited ACN 003 485 952	Friday, 1 July 2016	876.65		1,089 Ordinary shares
CBA Equities Limited ACN 003 485 952	Friday, 1 July 2016	67.62		84 Ordinary shares
CBA Equities Limited ACN 003 485 952	Friday, 1 July 2016	1,593.10		1,979 Ordinary shares
CBA Equities Limited ACN 003 485 952	Friday, 1 July 2016	50.56		63 Ordinary shares
CBA Equities Limited ACN 003 485 952	Friday, 1 July 2016	223.10		278 Ordinary shares
CBA Equities Limited ACN 003 485 952	Friday, 1 July 2016	214.27		267 Ordinary shares
CBA Equities Limited ACN 003 485 952	Friday, 1 July 2016	230.32		287 Ordinary shares
CBA Equities Limited ACN 003 485 952	Friday, 1 July 2016	198.22		247 Ordinary shares
CBA Equities Limited ACN 003 485 952	Friday, 1 July 2016	59.38		74 Ordinary shares
CBA Equities Limited ACN 003 485 952	Friday, 1 July 2016	68.21		85 Ordinary shares
CBA Equities Limited ACN 003 485 952	Friday, 1 July 2016	82.66		103 Ordinary shares
CBA Equities Limited ACN 003 485 952	Friday, 1 July 2016	66.61		83 Ordinary shares
CBA Equities Limited ACN 003 485 952	Friday, 1 July 2016	69.02		86 Ordinary shares
CBA Equities Limited ACN 003 485 952	Friday, 1 July 2016	49.76		62 Ordinary shares
CBA Equities Limited ACN 003 485 952	Friday, 1 July 2016	181.37		226 Ordinary shares

CBA Equities Limited ACN 003 485 952	Friday, 1 July 2016	174.94		218 Ordinary shares
CBA Equities Limited ACN 003 485 952	Friday, 1 July 2016	187.79		234 Ordinary shares
CBA Equities Limited ACN 003 485 952	Friday, 1 July 2016	162.10		202 Ordinary shares
CBA Equities Limited ACN 003 485 952	Friday, 1 July 2016	48.15		60 Ordinary shares
CBA Equities Limited ACN 003 485 952	Friday, 1 July 2016	54.57		68 Ordinary shares
CBA Equities Limited ACN 003 485 952	Friday, 1 July 2016	67.41		84 Ordinary shares
CBA Equities Limited ACN 003 485 952	Friday, 1 July 2016	53.77		67 Ordinary shares
CBA Equities Limited ACN 003 485 952	Friday, 1 July 2016	40.13		50 Ordinary shares
CBA Equities Limited ACN 003 485 952	Friday, 1 July 2016	11.23		14 Ordinary shares
CBA Equities Limited ACN 003 485 952	Friday, 1 July 2016	67.41		84 Ordinary shares
CBA Equities Limited ACN 003 485 952	Friday, 1 July 2016	69.02		86 Ordinary shares
CBA Equities Limited ACN 003 485 952	Friday, 1 July 2016	55.37		69 Ordinary shares
CBA Equities Limited ACN 003 485 952	Friday, 1 July 2016	54.57		68 Ordinary shares
CBA Equities Limited ACN 003 485 952	Friday, 1 July 2016	44.14		55 Ordinary shares
CBA Equities Limited ACN 003 485 952	Friday, 1 July 2016	73.83		92 Ordinary shares
CBA Equities Limited ACN 003 485 952	Friday, 1 July 2016	60.19		75 Ordinary shares
CBA Equities Limited ACN 003 485 952	Friday, 1 July 2016	88.28		110 Ordinary shares
CBA Equities Limited ACN 003 485 952	Friday, 1 July 2016	71.42		89 Ordinary shares
CBA Equities Limited	Friday, 1 July 2016	64.20		80 Ordinary shares

ACN 003 485 952				
CBA Equities Limited ACN 003 485 952	Friday, 1 July 2016	51.36		64 Ordinary shares
CBA Equities Limited ACN 003 485 952	Friday, 1 July 2016	7,172.00		8,965 Ordinary shares
CBA Equities Limited ACN 003 485 952	Monday, 4 July 2016	16,308.80		20,386 Ordinary shares
CBA Equities Limited ACN 003 485 952	Monday, 4 July 2016	6,371.20		7,964 Ordinary shares
CBA Equities Limited ACN 003 485 952	Monday, 4 July 2016	22.40		28 Ordinary shares
CBA Equities Limited ACN 003 485 952	Monday, 4 July 2016	8,243.20		10,304 Ordinary shares
CBA Equities Limited ACN 003 485 952	Monday, 4 July 2016	4,510.40		5,638 Ordinary shares
CBA Equities Limited ACN 003 485 952	Monday, 4 July 2016	376.00		470 Ordinary shares
CBA Equities Limited ACN 003 485 952	Monday, 4 July 2016	606.59		763 Ordinary shares
CBA Equities Limited ACN 003 485 952	Monday, 4 July 2016	242.48		305 Ordinary shares
CBA Equities Limited ACN 003 485 952	Monday, 4 July 2016	67.58		85 Ordinary shares
CBA Equities Limited ACN 003 485 952	Monday, 4 July 2016	68.37		86 Ordinary shares
CBA Equities Limited ACN 003 485 952	Monday, 4 July 2016	338.67		426 Ordinary shares
CBA Equities Limited ACN 003 485 952	Monday, 4 July 2016	3,756.80		4,696 Ordinary shares
CBA Equities Limited ACN 003 485 952	Monday, 4 July 2016	32,628.00		40,785 Ordinary shares
CBA Equities Limited ACN 003 485 952	Monday, 4 July 2016	2,373.60		2,967 Ordinary shares
CBA Equities Limited ACN 003 485 952	Monday, 4 July 2016	3,315.20		4,144 Ordinary shares
CBA Equities Limited ACN 003 485 952	Tuesday, 5 July 2016	24,559.94		30,893 Ordinary shares

CBA Equities Limited ACN 003 485 952	Tuesday, 5 July 2016	7,771.13		9,775 Ordinary shares
CBA Equities Limited ACN 003 485 952	Tuesday, 5 July 2016	17,473.31		21,979 Ordinary shares
CBA Equities Limited ACN 003 485 952	Tuesday, 5 July 2016	1,341.96		1,688 Ordinary shares
CBA Equities Limited ACN 003 485 952	Tuesday, 5 July 2016	3,047.24		3,833 Ordinary shares
CBA Equities Limited ACN 003 485 952	Wednesday, 6 July 2016	4,936.86		6,289 Ordinary shares
CBA Equities Limited ACN 003 485 952	Wednesday, 6 July 2016	4,936.86		6,289 Ordinary shares
CBA Equities Limited ACN 003 485 952	Wednesday, 6 July 2016	4,918.03		6,265 Ordinary shares
CBA Equities Limited ACN 003 485 952	Thursday, 7 July 2016	386.66		491 Ordinary shares
CBA Equities Limited ACN 003 485 952	Thursday, 7 July 2016	87.41		111 Ordinary shares
CBA Equities Limited ACN 003 485 952	Thursday, 7 July 2016	8.66		11 Ordinary shares
CBA Equities Limited ACN 003 485 952	Thursday, 7 July 2016	208.69		265 Ordinary shares
CBA Equities Limited ACN 003 485 952	Thursday, 7 July 2016	137.03		174 Ordinary shares
CBA Equities Limited ACN 003 485 952	Thursday, 7 July 2016	14.17		18 Ordinary shares
CBA Equities Limited ACN 003 485 952	Thursday, 7 July 2016	3.15		4 Ordinary shares
CBA Equities Limited ACN 003 485 952	Thursday, 7 July 2016	2.36		3 Ordinary shares
CBA Equities Limited ACN 003 485 952	Thursday, 7 July 2016	44.89		57 Ordinary shares
CBA Equities Limited ACN 003 485 952	Thursday, 7 July 2016	8.66		11 Ordinary shares
CBA Equities Limited ACN 003 485 952	Thursday, 7 July 2016	92.92		118 Ordinary shares
CBA Equities Limited	Thursday, 7 July 2016	389.81		495 Ordinary shares

ACN 003 485 952				
CBA Equities Limited ACN 003 485 952	Thursday, 7 July 2016	151.20		192 Ordinary shares
CBA Equities Limited ACN 003 485 952	Thursday, 7 July 2016	18.90		24 Ordinary shares
CBA Equities Limited ACN 003 485 952	Thursday, 7 July 2016	58.27		74 Ordinary shares
CBA Equities Limited ACN 003 485 952	Thursday, 7 July 2016	14.96		19 Ordinary shares
CBA Equities Limited ACN 003 485 952	Thursday, 7 July 2016	94.50		120 Ordinary shares
CBA Equities Limited ACN 003 485 952	Thursday, 7 July 2016	7.09		9 Ordinary shares
CBA Equities Limited ACN 003 485 952	Thursday, 7 July 2016	2.36		3 Ordinary shares
CBA Equities Limited ACN 003 485 952	Thursday, 7 July 2016	247.28		314 Ordinary shares
CBA Equities Limited ACN 003 485 952	Friday, 8 July 2016	4,828.00		6,035 Ordinary shares
CBA Equities Limited ACN 003 485 952	Friday, 8 July 2016	94.11		118 Ordinary shares
CBA Equities Limited ACN 003 485 952	Friday, 8 July 2016	94.11		118 Ordinary shares
CBA Equities Limited ACN 003 485 952	Friday, 8 July 2016	64.60		81 Ordinary shares
CBA Equities Limited ACN 003 485 952	Tuesday, 19 July 2016	4,895.31		6,025 Ordinary shares
CBA Equities Limited ACN 003 485 952	Tuesday, 19 July 2016	3,879.69		4,775 Ordinary shares
CBA Equities Limited ACN 003 485 952	Friday, 6 May 2016	N/A		32,890 Ordinary shares (borrowed from Merrill Lynch International, see Annexure C)
CBA Equities Limited ACN 003 485 952	Monday, 9 May 2016	N/A		32,894 Ordinary shares (borrowed from Merrill Lynch International, see Annexure C)

Holder of relevant interest	Date of acquisition	Consideration Cash	Consideration Non-Cash	Class and number of securities
Colonial First State Asset Management (Australia) Limited ACN 114 194 311	Friday, 1 April 2016	200.16		252 Ordinary shares
Colonial First State Asset Management (Australia) Limited ACN 114 194 311	Tuesday, 7 June 2016	1,966.31		2,489 Ordinary shares
Colonial First State Asset Management (Australia) Limited ACN 114 194 311	Thursday, 16 June 2016	4,457,491.78		5,905,527 Ordinary shares
Colonial First State Asset Management (Australia) Limited ACN 114 194 311	Friday, 17 June 2016	388,127.82		511,098 Ordinary shares
Colonial First State Asset Management (Australia) Limited ACN 114 194 311	Monday, 20 June 2016	40,976.48		52,669 Ordinary shares
Colonial First State Asset Management (Australia) Limited ACN 114 194 311	Tuesday, 21 June 2016	123,349.57		154,322 Ordinary shares
Colonial First State Asset Management (Australia) Limited ACN 114 194 311	Wednesday, 22 June 2016	502,073.53		626,183 Ordinary shares
Colonial First State Asset Management (Australia) Limited ACN 114 194 311	Thursday, 23 June 2016	278,824.90		348,880 Ordinary shares
Colonial First State Asset Management (Australia) Limited ACN 114 194 311	Friday, 24 June 2016	300,005.80		382,027 Ordinary shares
Colonial First State Asset Management (Australia) Limited ACN 114 194 311	Tuesday, 12 July 2016	157,218.15		196,621 Ordinary shares
Colonial First State Asset Management (Australia) Limited ACN 114 194 311	Friday, 15 July 2016	273,063.95		335,377 Ordinary shares

Colonial First State Asset Management (Australia) Limited ACN 114 194 311	Monday, 18 July 2016	113,201.20		139,256 Ordinary shares
Colonial First State Asset Management (Australia) Limited ACN 114 194 311	Monday, 18 July 2016	292,375.17		360,957 Ordinary shares
Colonial First State Asset Management (Australia) Limited ACN 114 194 311	Monday, 18 July 2016	242,302.59		299,139 Ordinary shares
Colonial First State Asset Management (Australia) Limited ACN 114 194 311	Friday, 17 June 2016	50,776.52		66,864 Ordinary shares
Colonial First State Asset Management (Australia) Limited ACN 114 194 311	Monday, 20 June 2016	4,432.27		5,697 Ordinary shares
Colonial First State Asset Management (Australia) Limited ACN 114 194 311	Tuesday, 21 June 2016	13,342.71		16,693 Ordinary shares
Colonial First State Asset Management (Australia) Limited ACN 114 194 311	Wednesday, 22 June 2016	54,307.52		67,732 Ordinary shares
Colonial First State Asset Management (Australia) Limited ACN 114 194 311	Friday, 15 July 2016	21,970.37		26,984 Ordinary shares
Colonial First State Asset Management (Australia) Limited ACN 114 194 311	Monday, 18 July 2016	9,107.73		11,204 Ordinary shares
Colonial First State Asset Management (Australia) Limited ACN 114 194 311	Thursday, 16 June 2016	642,414.05		851,105 Ordinary shares
Colonial First State Asset Management (Australia) Limited ACN 114 194 311	Friday, 17 June 2016	55,936.64		73,659 Ordinary shares
Colonial First State Asset Management (Australia) Limited ACN	Monday, 20 June 2016	12,590.37		16,183 Ordinary shares

114 194 311				
Colonial First State Asset Management (Australia) Limited ACN 114 194 311	Tuesday, 21 June 2016	37,898.01		47,414 Ordinary shares
Colonial First State Asset Management (Australia) Limited ACN 114 194 311	Wednesday, 22 June 2016	154,259.91		192,392 Ordinary shares
Colonial First State Asset Management (Australia) Limited ACN 114 194 311	Tuesday, 12 July 2016	26,346.02		32,949 Ordinary shares
Colonial First State Asset Management (Australia) Limited ACN 114 194 311	Friday, 15 July 2016	37,571.26		46,145 Ordinary shares
Colonial First State Asset Management (Australia) Limited ACN 114 194 311	Monday, 18 July 2016	15,575.16		19,160 Ordinary shares
Colonial First State Asset Management (Australia) Limited ACN 114 194 311	Monday, 18 July 2016	47,550.24		58,704 Ordinary shares
Colonial First State Asset Management (Australia) Limited ACN 114 194 311	Monday, 18 July 2016	48,879.45		60,345 Ordinary shares
Colonial First State Asset Management (Australia) Limited ACN 114 194 311	Friday, 1 April 2016	2,544.75		3,393 Ordinary shares
Colonial First State Asset Management (Australia) Limited ACN 114 194 311	Friday, 17 June 2016	17,335.49		22,967 Ordinary shares
Colonial First State Asset Management (Australia) Limited ACN 114 194 311	Wednesday, 20 April 2016	4,332.36		5,484 Ordinary shares
Colonial First State Asset Management (Australia) Limited ACN 114 194 311	Friday, 17 June 2016	8,482.44		11,238 Ordinary shares
Colonial First State Asset Management	Thursday, 16 June 2016	1,241,012.72		1,644,161 Ordinary

(Australia) Limited ACN 114 194 311				shares
Colonial First State Asset Management (Australia) Limited ACN 114 194 311	Friday, 17 June 2016	108,058.82		142,295 Ordinary shares
Colonial First State Asset Management (Australia) Limited ACN 114 194 311	Monday, 20 June 2016	9,432.47		12,124 Ordinary shares
Colonial First State Asset Management (Australia) Limited ACN 114 194 311	Tuesday, 21 June 2016	28,394.33		35,524 Ordinary shares
Colonial First State Asset Management (Australia) Limited ACN 114 194 311	Wednesday, 22 June 2016	115,574.66		144,144 Ordinary shares
Colonial First State Asset Management (Australia) Limited ACN 114 194 311	Thursday, 23 June 2016	78,452.67		98,164 Ordinary shares
Colonial First State Asset Management (Australia) Limited ACN 114 194 311	Friday, 24 June 2016	90,724.92		115,529 Ordinary shares
Colonial First State Asset Management (Australia) Limited ACN 114 194 311	Tuesday, 12 July 2016	45,478.05		56,876 Ordinary shares
Colonial First State Asset Management (Australia) Limited ACN 114 194 311	Friday, 15 July 2016	65,397.36		80,321 Ordinary shares
Colonial First State Asset Management (Australia) Limited ACN 114 194 311	Monday, 18 July 2016	27,111.03		33,351 Ordinary shares
Colonial First State Asset Management (Australia) Limited ACN 114 194 311	Monday, 18 July 2016	53,030.70		65,470 Ordinary shares
Colonial First State Asset Management (Australia) Limited ACN 114 194 311	Monday, 18 July 2016	76,641.39		94,619 Ordinary shares

Colonial First State Asset Management (Australia) Limited ACN 114 194 311	Thursday, 31 March 2016	15,597.89		20,257 Ordinary shares
Colonial First State Asset Management (Australia) Limited ACN 114 194 311	Wednesday, 22 June 2016	19,019.58		23,924 Ordinary shares
Colonial First State Asset Management (Australia) Limited ACN 114 194 311	Friday, 1 July 2016	25,407.20		31,759 Ordinary shares
Colonial First State Asset Management (Australia) Limited ACN 114 194 311	Thursday, 16 June 2016	678,966.75		899,532 Ordinary shares
Colonial First State Asset Management (Australia) Limited ACN 114 194 311	Friday, 17 June 2016	59,120.05		77,851 Ordinary shares
Colonial First State Asset Management (Australia) Limited ACN 114 194 311	Monday, 20 June 2016	25,572.08		32,869 Ordinary shares
Colonial First State Asset Management (Australia) Limited ACN 114 194 311	Tuesday, 21 June 2016	76,976.59		96,305 Ordinary shares
Colonial First State Asset Management (Australia) Limited ACN 114 194 311	Wednesday, 22 June 2016	313,321.79		390,773 Ordinary shares
Colonial First State Asset Management (Australia) Limited ACN 114 194 311	Thursday, 23 June 2016	75,649.87		94,657 Ordinary shares
Colonial First State Asset Management (Australia) Limited ACN 114 194 311	Friday, 24 June 2016	329,939.87		420,145 Ordinary shares
Colonial First State Asset Management (Australia) Limited ACN 114 194 311	Friday, 15 July 2016	68,883.76		84,603 Ordinary shares
Colonial First State Asset Management (Australia) Limited ACN	Monday, 18 July 2016	152,976.60		188,860 Ordinary shares

114 194 311				
Colonial First State Asset Management (Australia) Limited ACN 114 194 311	Monday, 18 July 2016	28,556.36		35,129 Ordinary shares
Colonial First State Asset Management (Australia) Limited ACN 114 194 311	Friday, 1 April 2016	6,222.00		8,296 Ordinary shares
Colonial First State Asset Management (Australia) Limited ACN 114 194 311	Thursday, 7 April 2016	4,021.89		5,091 Ordinary shares
Colonial First State Asset Management (Australia) Limited ACN 114 194 311	Thursday, 7 April 2016	22,792.29		28,851 Ordinary shares
Colonial First State Asset Management (Australia) Limited ACN 114 194 311	Tuesday, 19 April 2016	6,113.20		7,888 Ordinary shares
Colonial First State Asset Management (Australia) Limited ACN 114 194 311	Tuesday, 26 April 2016	3,309.75		4,413 Ordinary shares
Colonial First State Asset Management (Australia) Limited ACN 114 194 311	Monday, 23 May 2016	12,870.48		15,792 Ordinary shares
Colonial First State Asset Management (Australia) Limited ACN 114 194 311	Thursday, 16 June 2016	8,519.25		11,359 Ordinary shares
Colonial First State Asset Management (Australia) Limited ACN 114 194 311	Friday, 17 June 2016	55,252.87		73,202 Ordinary shares
Colonial First State Asset Management (Australia) Limited ACN 114 194 311	Monday, 20 June 2016	7,391.12		9,297 Ordinary shares
Colonial First State Asset Management (Australia) Limited ACN 114 194 311	Wednesday, 22 June 2016	7,434.05		9,351 Ordinary shares
Colonial First State Asset Management	Monday, 27 June 2016	19,485.45		24,510 Ordinary shares

(Australia) Limited ACN 114 194 311				
Colonial First State Asset Management (Australia) Limited ACN 114 194 311	Friday, 1 July 2016	13,072.00		16,340 Ordinary shares
Colonial First State Asset Management (Australia) Limited ACN 114 194 311	Wednesday, 13 July 2016	10,192.00		12,740 Ordinary shares
Colonial First State Asset Management (Australia) Limited ACN 114 194 311	Friday, 15 July 2016	7,659.36		9,456 Ordinary shares
Colonial First State Asset Management (Australia) Limited ACN 114 194 311	Tuesday, 19 July 2016	11,661.02		14,308 Ordinary shares
Colonial First State Asset Management (Australia) Limited ACN 114 194 311	Tuesday, 5 April 2016	25,425.66		34,359 Ordinary shares
Colonial First State Asset Management (Australia) Limited ACN 114 194 311	Monday, 18 April 2016	1,594.32		2,044 Ordinary shares
Colonial First State Asset Management (Australia) Limited ACN 114 194 311	Thursday, 12 May 2016	1,559.91		1,914 Ordinary shares
Colonial First State Asset Management (Australia) Limited ACN 114 194 311	Monday, 16 May 2016	2,627.24		3,412 Ordinary shares
Colonial First State Asset Management (Australia) Limited ACN 114 194 311	Tuesday, 31 May 2016	2,155.79		2,678 Ordinary shares
Colonial First State Asset Management (Australia) Limited ACN 114 194 311	Friday, 17 June 2016	10,193.57		13,505 Ordinary shares
Colonial First State Asset Management (Australia) Limited ACN 114 194 311	Tuesday, 19 July 2016	10,067.70		12,353 Ordinary shares

Colonial First State Asset Management (Australia) Limited ACN 114 194 311	Friday, 17 June 2016	165,216.58		217,562 Ordinary shares
Colonial First State Asset Management (Australia) Limited ACN 114 194 311	Monday, 20 June 2016	14,421.79		18,537 Ordinary shares
Colonial First State Asset Management (Australia) Limited ACN 114 194 311	Tuesday, 21 June 2016	43,413.18		54,314 Ordinary shares
Colonial First State Asset Management (Australia) Limited ACN 114 194 311	Wednesday, 22 June 2016	176,707.90		220,389 Ordinary shares
Colonial First State Asset Management (Australia) Limited ACN 114 194 311	Friday, 15 July 2016	70,270.35		86,306 Ordinary shares
Colonial First State Asset Management (Australia) Limited ACN 114 194 311	Monday, 18 July 2016	29,131.90		35,837 Ordinary shares
Colonial First State Asset Management (Australia) Limited ACN 114 194 311	Thursday, 16 June 2016	1,010,575.30		1,338,865 Ordinary shares
Colonial First State Asset Management (Australia) Limited ACN 114 194 311	Friday, 17 June 2016	87,993.96		115,873 Ordinary shares
Colonial First State Asset Management (Australia) Limited ACN 114 194 311	Monday, 20 June 2016	9,308.77		11,965 Ordinary shares
Colonial First State Asset Management (Australia) Limited ACN 114 194 311	Tuesday, 21 June 2016	28,021.86		35,058 Ordinary shares
Colonial First State Asset Management (Australia) Limited ACN 114 194 311	Wednesday, 22 June 2016	114,060.06		142,255 Ordinary shares
Colonial First State Asset Management (Australia) Limited ACN	Thursday, 23 June 2016	58,132.21		72,738 Ordinary shares

114 194 311				
Colonial First State Asset Management (Australia) Limited ACN 114 194 311	Friday, 24 June 2016	67,385.81		85,809 Ordinary shares
Colonial First State Asset Management (Australia) Limited ACN 114 194 311	Tuesday, 12 July 2016	38,655.06		48,343 Ordinary shares
Colonial First State Asset Management (Australia) Limited ACN 114 194 311	Friday, 15 July 2016	59,567.69		73,161 Ordinary shares
Colonial First State Asset Management (Australia) Limited ACN 114 194 311	Monday, 18 July 2016	24,694.28		30,378 Ordinary shares
Colonial First State Asset Management (Australia) Limited ACN 114 194 311	Monday, 18 July 2016	66,046.59		81,539 Ordinary shares
Colonial First State Asset Management (Australia) Limited ACN 114 194 311	Monday, 18 July 2016	54,038.34		66,714 Ordinary shares

Colonial First State Investments Limited (Note 1) ACN 002 348 352

Holder of relevant interest	Date of acquisition	Consideration Cash	Consideration Non-Cash	Class and number of securities
Colonial First State Investments Limited (Note 1) ACN 002 348 352	Friday, 15 April 2016	N/A		3,633 Ordinary shares (borrowed from Citigroup Global Markets Limited (Agreement 1), see Annexure C)
Colonial First State Investments Limited (Note 1) ACN 002 348 352	Monday, 2 May 2016	N/A		5,890 Ordinary shares (borrowed from Citigroup Global Markets Limited (Agreement 1), see Annexure C)
Colonial First State Investments Limited (Note 1) ACN 002 348 352	Tuesday, 14 June 2016	N/A		3,143 Ordinary shares (borrowed from Citigroup Global Markets Limited (Agreement 1), see Annexure C)
Colonial First State Investments Limited	Tuesday, 10 May 2016	N/A		256,701 Ordinary shares (borrowed from UBS AG)

(Note 1) ACN 002 348 352				(Agreement 2), see Annexure C)
Colonial First State Investments Limited (Note 1) ACN 002 348 352	Tuesday, 31 May 2016	241,290.00		300,000 Ordinary shares
Colonial First State Investments Limited (Note 1) ACN 002 348 352	Wednesday, 1 June 2016	359,647.20		456,000 Ordinary shares
Colonial First State Investments Limited (Note 1) ACN 002 348 352	Thursday, 2 June 2016	266,648.20		343,000 Ordinary shares
Colonial First State Investments Limited (Note 1) ACN 002 348 352	Friday, 3 June 2016	94,380.00		121,000 Ordinary shares
Colonial First State Investments Limited (Note 1) ACN 002 348 352	Monday, 6 June 2016	288,631.80		369,000 Ordinary shares
Colonial First State Investments Limited (Note 1) ACN 002 348 352	Tuesday, 7 June 2016	307,798.40		392,000 Ordinary shares
Colonial First State Investments Limited (Note 1) ACN 002 348 352	Thursday, 9 June 2016	262,130.61		333,000 Ordinary shares
Colonial First State Investments Limited (Note 1) ACN 002 348 352	Tuesday, 14 June 2016	261,994.92		337,000 Ordinary shares
Colonial First State Investments Limited (Note 1) ACN 002 348 352	Wednesday, 15 June 2016	197,496.00		260,000 Ordinary shares
Colonial First State Investments Limited (Note 1) ACN 002 348 352	Thursday, 16 June 2016	307,800.00		405,000 Ordinary shares
Colonial First State Investments Limited (Note 1) ACN 002 348 352	Thursday, 16 June 2016	142,001.56		189,000 Ordinary shares

Colonial First State Investments Limited (Note 1) ACN 002 348 352	Thursday, 23 June 2016	31,900.00		40,000 Ordinary shares
Colonial First State Investments Limited (Note 1) ACN 002 348 352	Wednesday, 29 June 2016	39,375.00		50,000 Ordinary shares
Colonial First State Investments Limited (Note 1) ACN 002 348 352	Thursday, 7 April 2016	41,448.63		52,678 Ordinary shares
Colonial First State Investments Limited (Note 1) ACN 002 348 352	Monday, 11 April 2016	6,605.11		8,718 Ordinary shares
Colonial First State Investments Limited (Note 1) ACN 002 348 352	Tuesday, 12 April 2016	6,574.41		8,564 Ordinary shares
Colonial First State Investments Limited (Note 1) ACN 002 348 352	Wednesday, 13 April 2016	6,553.31		8,628 Ordinary shares
Colonial First State Investments Limited (Note 1) ACN 002 348 352	Thursday, 14 April 2016	55,595.09		73,805 Ordinary shares
Colonial First State Investments Limited (Note 1) ACN 002 348 352	Wednesday, 27 April 2016	6,459.58		8,199 Ordinary shares
Colonial First State Investments Limited (Note 1) ACN 002 348 352	Wednesday, 27 April 2016	6,167.43		8,062 Ordinary shares
Colonial First State Investments Limited (Note 1) ACN 002 348 352	Monday, 20 June 2016	37,011.22		46,555 Ordinary shares
Colonial First State Investments Limited (Note 1) ACN 002 348 352	Friday, 1 July 2016	43,269.60		54,087 Ordinary shares
Colonial First State Investments Limited (Note 1) ACN 002 348	Tuesday, 22 March 2016	342,494.08		433,153 Ordinary shares

352				
Colonial First State Investments Limited (Note 1) ACN 002 348 352	Thursday, 31 March 2016	55,646.73		71,895 Ordinary shares
Colonial First State Investments Limited (Note 1) ACN 002 348 352	Thursday, 26 May 2016	36,037.68		44,784 Ordinary shares
Colonial First State Investments Limited (Note 1) ACN 002 348 352	Friday, 3 June 2016	68,504.00		87,411 Ordinary shares
Colonial First State Investments Limited (Note 1) ACN 002 348 352	Friday, 17 June 2016	39,700.17		52,299 Ordinary shares
Colonial First State Investments Limited (Note 1) ACN 002 348 352	Tuesday, 31 May 2016	132,709.50		165,000 Ordinary shares
Colonial First State Investments Limited (Note 1) ACN 002 348 352	Wednesday, 1 June 2016	173,514.00		220,000 Ordinary shares
Colonial First State Investments Limited (Note 1) ACN 002 348 352	Thursday, 2 June 2016	127,493.60		164,000 Ordinary shares
Colonial First State Investments Limited (Note 1) ACN 002 348 352	Friday, 3 June 2016	45,240.00		58,000 Ordinary shares
Colonial First State Investments Limited (Note 1) ACN 002 348 352	Monday, 6 June 2016	136,885.00		175,000 Ordinary shares
Colonial First State Investments Limited (Note 1) ACN 002 348 352	Tuesday, 7 June 2016	147,617.60		188,000 Ordinary shares
Colonial First State Investments Limited (Note 1) ACN 002 348 352	Thursday, 9 June 2016	125,948.64		160,000 Ordinary shares
Colonial First State Investments Limited	Tuesday, 14 June 2016	154,709.17		199,000 Ordinary shares


(Note 1) ACN 002 348 352				
Colonial First State Investments Limited (Note 1) ACN 002 348 352	Wednesday, 15 June 2016	132,930.00		175,000 Ordinary shares
Colonial First State Investments Limited (Note 1) ACN 002 348 352	Thursday, 16 June 2016	121,600.00		160,000 Ordinary shares
Colonial First State Investments Limited (Note 1) ACN 002 348 352	Thursday, 16 June 2016	71,376.44		95,000 Ordinary shares
Colonial First State Investments Limited (Note 1) ACN 002 348 352	Thursday, 23 June 2016	55,825.00		70,000 Ordinary shares

Avanteos Investments Limited ACN 096 259 979

Holder of relevant interest	Date of acquisition	Consideration Cash	Consideration Non- Cash	Class and number of securities
Avanteos Investments Limited ACN 096 259 979	Tuesday, 29 March 2016	15,569.84		20,000 Ordinary shares
Avanteos Investments Limited ACN 096 259 979	Friday, 8 April 2016	11,550.00		15,000 Ordinary shares
Avanteos Investments Limited ACN 096 259 979	Monday, 11 April 2016	7,600.00		10,000 Ordinary shares
Avanteos Investments Limited ACN 096 259 979	Tuesday, 12 April 2016	7,700.00		10,000 Ordinary shares
Avanteos Investments Limited ACN 096 259 979	Tuesday, 12 April 2016	15,400.00		20,000 Ordinary shares
Avanteos Investments Limited ACN 096 259 979	Tuesday, 19 April 2016	7,750.00		10,000 Ordinary shares
Avanteos Investments Limited ACN 096 259 979	Thursday, 21 April 2016	11,850.00		15,000 Ordinary shares

Annexure C

This is annexure C referred to in Form 603, Notice of initial substantial holder dated **19/07/2016**



Carla Collingwood Company Secretary Dated the 21 July 2016

Commonwealth Bank of Australia will, if requested by the company or responsible entity to whom this form must be given or by the Australian Securities and Investments Commission (ASIC), give a copy of one or more of the following agreements to the company, responsible entity or ASIC (as appropriate).

Citigroup Global Markets Limited (Agreement 1)

Type of agreement:	Australian Master Securities Lending Agreement
Parties to agreement:	(1) Citigroup Global Markets Limited; and (2) Colonial First State Investments Limited
Can the parties exercise voting rights attaching to the securities?	No
If yes, in what circumstances?	N/A
Date on which the securities were (or are) expected to be delivered to the borrower or its nominee (ie borrow date):	The dates indicated in Annexure B on which securities were borrowed.
Scheduled date (if any) when the securities are expected to be returned to the borrower or its nominee (ie return date):	Any particular day.
Does the borrower have the right to return the securities early? [Yes/No]	Yes
If yes, in which circumstances?	At any time subject to giving notice.
Does the lender have the right to recall the securities early (ie before the scheduled return date)? [Yes/No]	Yes
If yes, in which circumstances?	At any time subject to giving notice.
Are there circumstances in which the borrower will not be required to return the securities on settlement? [Yes/No]	No
If yes, in which circumstances?	N/A

Merrill Lynch International

Type of agreement:	Global Master Securities Lending Agreement
--------------------	--

Parties to agreement:	(1) Commonwealth Bank of Australia and (2) Merrill Lynch International
Can the parties exercise voting rights attaching to the securities?	No
If yes, in what circumstances?	N/A
Date on which the securities were (or are) expected to be delivered to the borrower or its nominee (ie borrow date):	The dates indicated in Annexure B on which securities were borrowed.
Scheduled date (if any) when the securities are expected to be returned to the borrower or its nominee (ie return date):	Any particular day.
Does the borrower have the right to return the securities early? [Yes/No]	Yes
If yes, in which circumstances?	At any time subject to giving notice.
Does the lender have the right to recall the securities early (ie before the scheduled return date)? [Yes/No]	Yes
If yes, in which circumstances?	At any time subject to giving notice.
Are there circumstances in which the borrower will not be required to return the securities on settlement? [Yes/No]	No
If yes, in which circumstances?	N/A

Barclays Capital Securities Ltd

Type of agreement:	Global Master Securities Lending Agreement
Parties to agreement:	(1) Commonwealth Bank of Australia and (2) Barclays Capital Securities Ltd
Can the parties exercise voting rights attaching to the securities?	No
If yes, in what circumstances?	N/A
Date on which the securities were (or are) expected to be delivered to the borrower or its nominee (ie borrow date):	The dates indicated in Annexure B on which securities were borrowed.
Scheduled date (if any) when the securities are expected to be returned to the borrower or its nominee (ie return date):	Any particular day.
Does the borrower have the right to return the securities early? [Yes/No]	Yes
If yes, in which circumstances?	At any time subject to giving notice.

Does the lender have the right to recall the securities early (ie before the scheduled return date)? [Yes/No]	Yes
If yes, in which circumstances?	At any time subject to giving notice.
Are there circumstances in which the borrower will not be required to return the securities on settlement? [Yes/No]	No
If yes, in which circumstances?	N/A

UBS AG (Agreement 2)

Type of agreement:	Australian Master Securities Lending Agreement
Parties to agreement:	(1) UBS AG; and (2) Colonial First State Investments Limited
Can the parties exercise voting rights attaching to the securities?	No
If yes, in what circumstances?	N/A
Date on which the securities were (or are) expected to be delivered to the borrower or its nominee (ie borrow date):	The dates indicated in Annexure B on which securities were borrowed.
Scheduled date (if any) when the securities are expected to be returned to the borrower or its nominee (ie return date):	Any particular day.
Does the borrower have the right to return the securities early? [Yes/No]	Yes
If yes, in which circumstances?	At any time subject to giving notice.
Does the lender have the right to recall the securities early (ie before the scheduled return date)? [Yes/No]	Yes
If yes, in which circumstances?	At any time subject to giving notice.
Are there circumstances in which the borrower will not be required to return the securities on settlement? [Yes/No]	No
If yes, in which circumstances?	N/A