

FORM 605

Corporations Act 2001

Section 671B

Notice of ceasing to be a substantial holder**To: Company Name/Scheme: INCITEC PIVOT LIMITED**ACN/ARSN: **004 080 264****1. Details of substantial holder**

Name: Commonwealth Bank of Australia ACN 123 123 124 (CBA) and its related bodies corporate listed in annexure A

The holder ceased to be a substantial holder on: **29/08/2016**The previous notice was given to the company on: **02/06/2016**The previous notice was dated: **01/06/2016****2. Changes in relevant interests**

Particulars of each change in, or change in the nature of, a relevant interest of the substantial holder or an associate in voting securities of the company or scheme, since the substantial holder was last required to give a substantial holding notice to the company or scheme are as follows:

Date of change	Person whose relevant interest changed	Nature of change	Consideration given in relation to change	Class and number of securities affected	Person's votes affected
See annexure B to this notice					

3. Changes in association

The persons who have become associates of, ceased to be associates of, or have changed the nature of their association with, the substantial holder in relation to voting interests in the company or scheme are as follows:

Name and ACN/ARSN (if applicable)	Nature of association

4. Addresses

The addresses of persons named in this form are as follows:

Name	Address
ASB Group Investments Limited Company Number 533945	Level 2, ASB North Wharf, 12 Jellicoe Street, Auckland, 1010 , New Zealand
First State Investments (Hong Kong) Ltd ACN 206616	6th Floor, Three Exchange Square, 8 Connaught Place, Central, Hong Kong
CBA Equities Limited ACN 003 485 952	Ground Floor Tower 1, 201 Sussex Street, Sydney, NSW, 2000, Australia
Commonwealth Bank Officers Superannuation Corporation Pty Limited ACN 074 519 798	Level 11 Tower 1, 201 Sussex St Sydney NSW 2001
Colonial First State Asset Management (Australia) Limited ACN 114 194 311	Ground Floor Tower 1, 201 Sussex Street, Sydney, NSW, 2000, Australia
First State Investment Management (UK) Limited ACN SC0 477 08	23 St Andrew Square Edinburgh EH2 1BB
Avanteos Investments Limited ACN 096 259 979	Ground Floor Tower 1, 201 Sussex Street, Sydney, NSW, 2000, Australia
Realindex Investments Pty Limited ACN 133 312 017	Ground Floor Tower 1, 201 Sussex Street, Sydney, NSW, 2000, Australia
Commonwealth Private Limited ACN 125 238 039	Ground Floor Tower 1, 201 Sussex Street, Sydney, NSW, 2000, Australia
Colonial First State Investments Limited ACN 002 348 352	Ground Floor Tower 1, 201 Sussex Street, Sydney, NSW, 2000, Australia
Sovereign Services Limited ACN 969417	Level 2, ASB North Wharf, 12 Jellicoe Street, Auckland, 1010 , New Zealand
The Colonial Mutual Life Assurance Society Limited ACN 004 021 809	Ground Floor Tower 1, 201 Sussex Street, Sydney, NSW, 2000, Australia

5. Signature




Carla Collingwood-Company Secretary

Dated the 30 day of August 2016

Annexure A

This is annexure A referred to in Form 605, Notice of ceasing to be a substantial holder dated **29/08/2016**



Carla Collingwood

Company Secretary

Dated the 30 August 2016

SCHEDULE


AEGIS CORRECTIONAL PARTNERSHIP PTY LTD
AEGIS LIMITED
AHL HOLDINGS PTY LIMITED
ALTONA V6 PTY LIMITED
ASB BANK LIMITED
ASB CAPITAL LIMITED (NZX-ASBPA)
ASB CAPITAL NO.2 LIMITED (NZX-ASBPB)
ASB FINANCE LIMITED
ASB FUNDING LIMITED
ASB GROUP (LIFE) LIMITED
ASB GROUP INVESTMENTS LIMITED
ASB HOLDINGS LIMITED
ASB MANAGEMENT SERVICES LIMITED
ASB NOMINEES LIMITED
ASB SECURITIES LIMITED
ASKLEPIOS LIMITED
ASPIRE SCHOOLS FINANCING (QLD) PTY LIMITED
ASPIRE SCHOOLS HOLDINGS (QLD) PTY LIMITED
AUSIEX NOMINEES PTY LIMITED
AUSTRALIAN INVESTMENT EXCHANGE LIMITED
AVANTEOS INVESTMENTS LIMITED
AVANTEOS PTY LTD
BANK OF HANGZHOU CO. LTD
BANKWEST FOUNDATION LIMITED
BDELTA VESSEL NO 1 PTY LTD
BDELTA VESSEL NO 2 PTY LTD
BDELTA VESSEL NO 3 PTY LTD
BDELTA VESSEL NO 4 PTY LTD
BOCOMMLIFE INSURANCE COMPANY LIMITED
BOND INVESTMENTS NO 1 LIMITED
BOND INVESTMENTS UK LIMITED
BW FINANCIAL ADVICE LIMITED
BW SECURITISATION MANAGEMENT PTY LTD
BWA GROUP SERVICES PTY LTD
BWA INTELLECTUAL PROPERTY HOLDINGS LIMITED
CAPITAL 121 PTY LIMITED
CARDS NZ LIMITED
CBA (EUROPE) FINANCE LTD (IN LIQUIDATION)
CBA A319 4624 PTY LIMITED
CBA A319 4635 PTY LIMITED
CBA A320 4077 PTY LTD
CBA A320 4948 PTY LIMITED
CBA A320 5156 PTY LIMITED
CBA A320 5249 PTY LTD
CBA A320 5289 PTY LTD
CBA A320 5638 PTY LTD
CBA A320 6749 PTY LIMITED
CBA A320 AIRCRAFT NO1 PTY LTD
CBA A330 1427 Pty Ltd
CBA A330 1453 PTY LIMITED
CBA AIR A320 2714 PTY LIMITED
CBA AIR PTY LTD
CBA ASSET FINANCE (NZ) LIMITED
CBA ASSET HOLDINGS (NZ) LIMITED
CBA B377 37091 PTY LTD
CBA B738 39822 PTY LIMITED
CBA CAPITAL AUSTRALIA PTY LIMITED
CBA CAPITAL HOLDINGS INC.
CBA CAPITAL TRUST I
CBA CAPITAL TRUST II
CBA CORPORATE SERVICES (NSW) PTY LIMITED
CBA CORPORATE SERVICES (VIC) PTY LIMITED
CBA EUROPE LIMITED
CBA FUNDING (NZ) LIMITED
CBA FUNDING HOLDINGS PTY LTD
CBA FUNDING TRUST I
CBA INTERNATIONAL FINANCE PTY. LIMITED
CBA INTERNATIONAL FINANCIAL SERVICES LIMITED (formerly known as COMMBANK MANAGEMENT CONSULTING (ASIA) COMPANY LIMITED)
CBA INVESTMENTS (NO.4) LIMITED
CBA IT CO PTY LIMITED (PENDING DEREGISTRATION 16/8/16)
CBA MARKETS LIMITED
CBA MTE RAIL COMPANY PTY LIMITED
CBA NZ HOLDING LIMITED
CBA RAIL & TRAM COMPANY PTY LIMITED
CBA SA HOLDINGS PROPRIETARY LIMITED
CBA SERVICES SINGAPORE PTE LTD
CBA SPECIALISED FINANCING PTY LIMITED
CBA STAFF COMMUNITY FUND LIMITED
CBA USD FUNDING LIMITED
CBA USD INVESTMENTS PTY LIMITED
CBFC LEASING PTY. LIMITED
CBFC LIMITED
CFS Newham Limited
CFSPAI EUROPE CO LIMITED (formerly known as CFSPAI MALTA CO LIMITED)
CFSPAI EUROPE HOLDCO LIMITED (formerly known as CFSPAI MALTA HOLDCO LIMITED)
CHRISTMAS BREAK PTY LTD
CHULLORA EQUITY INVESTMENT (NO 1) PTY

LIMITED
CHULLORA EQUITY INVESTMENT (NO 2) PTY LIMITED
CHULLORA EQUITY INVESTMENT (NO 3) PTY LIMITED
CIPL ARARAT PTY LTD
CIPL SA SCHOOLS PTY LTD
CISL (HAZELWOOD) PTY. LIMITED
CM-SOMERTON PTY. LTD.
CMG ASIA LIFE HOLDINGS LIMITED
CMG ASIA PTY LTD
COLLATERAL LEASING PTY LTD
Colonial (UK) Trustees Limited
COLONIAL FIRST STATE ASSET MANAGEMENT (AUSTRALIA) LIMITED
COLONIAL FIRST STATE GROUP LIMITED
COLONIAL FIRST STATE INFRASTRUCTURE HOLDINGS LIMITED
COLONIAL FIRST STATE INFRASTRUCTURE MANAGERS (AUSTRALIA) PTY LTD
Colonial First State Investment Managers (UK) Limited
COLONIAL FIRST STATE INVESTMENTS LIMITED
COLONIAL FIRST STATE MANAGED INFRASTRUCTURE LIMITED
COLONIAL HOLDING COMPANY LIMITED
COLONIAL MUTUAL SUPERANNUATION PTY. LTD.
COLONIAL SERVICES PTY LIMITED
COMMBANK EUROPE LIMITED
COMMBANK MANAGEMENT CONSULTING (SHANGHAI) COMPANY LIMITED
COMMFOUNDATION PTY LIMITED
COMMONWEALTH AUSTRALIA SECURITIES LLC
COMMONWEALTH BANK OF AUSTRALIA
COMMONWEALTH BANK OF AUSTRALIA (CHENG'AN) COUNTY BANK CO. LTD.
COMMONWEALTH BANK OF AUSTRALIA (CIXIAN) COUNTY BANK CO. LTD
COMMONWEALTH BANK OF AUSTRALIA (DENGFENG) COUNTY BANK CO. LTD
COMMONWEALTH BANK OF AUSTRALIA (HANDANXIAN) COUNTY BANK CO. LTD.
COMMONWEALTH BANK OF AUSTRALIA (JIYUAN) COUNTY BANK CO. LTD
COMMONWEALTH BANK OF AUSTRALIA (LANKAO) COUNTY BANK CO. LTD
COMMONWEALTH BANK OF AUSTRALIA (LUANCHENG) COUNTY BANK CO. LTD
COMMONWEALTH BANK OF AUSTRALIA (MIANCHI) COUNTY BANK CO. LTD
COMMONWEALTH BANK OF AUSTRALIA (SHEXIAN) COUNTY BANK CO. LTD
COMMONWEALTH BANK OF AUSTRALIA (UK) STAFF BENEFITS SCHEME TRUSTEE COMPANY LIMITED
COMMONWEALTH BANK OF AUSTRALIA (WEIXIAN) COUNTY BANK CO. LTD.
COMMONWEALTH BANK OF AUSTRALIA (WENXIAN) COUNTY BANK CO. LTD
COMMONWEALTH BANK OF AUSTRALIA (XINJI) COUNTY BANK CO. LTD
COMMONWEALTH BANK OF AUSTRALIA (YICHUAN) COUNTY BANK CO. LTD
COMMONWEALTH BANK OF AUSTRALIA (YONGCHENG) COUNTY BANK CO. LTD
COMMONWEALTH BANK OF AUSTRALIA (YONGNIAN) COUNTY BANK CO. LTD
COMMONWEALTH BANK OFFICERS SUPERANNUATION CORPORATION PTY LIMITED
Commonwealth Custodial Services Pty Ltd
COMMONWEALTH DEVELOPMENT BANK OF AUSTRALIA PTY LIMITED
COMMONWEALTH FINANCIAL PLANNING LIMITED
COMMONWEALTH INSURANCE HOLDINGS LIMITED
COMMONWEALTH INSURANCE LIMITED
COMMONWEALTH INVESTMENTS LIMITED
COMMONWEALTH PRIVATE LIMITED
COMMONWEALTH SECURITIES LIMITED
COMMWEALTH INTERNATIONAL HOLDINGS PTY LIMITED
COMSEC NOMINEES PTY LIMITED
CORE EQUITY SERVICES NOMINEES PTY LIMITED
COUNT FINANCIAL LIMITED
CRYSTAL AVENUE PTY LIMITED
CTB AUSTRALIA LIMITED
ELLAS CONTAINER SHIP COMPANY 1 PTY LIMITED
ELLAS CONTAINER SHIP COMPANY 2 PTY LIMITED
EMERALD HOLDING COMPANY PTY LIMITED
EQUIGROUP HOLDINGS PTY LIMITED
FINANCIAL WISDOM LIMITED
FINCONNECT (AUSTRALIA) PTY LTD
FIRST STATE CINDA FUND MANAGEMENT COMPANY LIMITED
First State European Diversified Infrastructure Sarl
First State Funds Plc
First State Global Umbrella Fund Public Limited Company
FIRST STATE INFRASTRUCTURE MANAGERS (INTERNATIONAL) LIMITED
First State Investment Management (UK) Limited
FIRST STATE INVESTMENT MANAGERS (ASIA) LIMITED
First State Investment Services (UK) Limited
FIRST STATE INVESTMENTS (HONG KONG) LIMITED
FIRST STATE INVESTMENTS (JAPAN) LIMITED
FIRST STATE INVESTMENTS (NZ) LIMITED
FIRST STATE INVESTMENTS (SINGAPORE)
First State Investments (UK Holdings) Limited
First State Investments (UK) Limited
FIRST STATE INVESTMENTS (US) LLC
First State Investments Fund Management Sarl
First State Investments GIP Management Sarl
FIRST STATE INVESTMENTS HOLDINGS (SINGAPORE) LIMITED
First State Investments ICVC
First State Investments International Inc
First State Investments International Limited
FIRST STATE NOMINEES (HONG KONG) LIMITED
FSIB LTD (formerly known as FIRST STATE INVESTMENTS (BERMUDA) LIMITED)
FSIC Limited (formerly known as First State Investments (Cayman) Limited)

GT USD FUNDING PTY LIMITED
 HAZELWOOD INVESTMENT COMPANY PTY LIMITED
 LIMITED
 HOMEPATH PTY LIMITED
 INVERLOCH LEASING PTY LIMITED
 INVESTMENT CUSTODIAL SERVICES LIMITED
 INVESTORWEB.COM. PTY LIMITED
 IWL BROKING SOLUTIONS PTY LIMITED
 IWL PTY LIMITED
 JACQUES MARTIN ADMINISTRATION AND
 CONSULTING PTY LTD
 JACQUES MARTIN PTY. LTD.
 LOFT NO 1 PTY LIMITED
 LOFT NO 2 PTY LIMITED
 LOFT NO.3 PTY LIMITED
 MIS FUNDING NO.1 PTY LIMITED
 MORTGAGE HOLDING TRUST COMPANY LIMITED
 MTE DEBT VEHICLE PTY LTD
 MTE LESSOR 1 PTY LTD
 MTE LESSOR 2 PTY LTD
 MTE LESSOR 3 PTY LTD
 MTE LESSOR 4 PTY LTD
 MTE LESSOR 5 PTY LTD
 MTE NOMINEE PARTNER PTY LTD
 NETSHARE NOMINEES PTY LTD
 NEWPORT LIMITED
 NEWSHELF 1314 (PTY) LTD
 NEWSHELF 1315 (PTY) LTD
 NIMITZ NOMINEES PTY LIMITED
 ORE & OVERBURDEN PTY LIMITED
 PREFERRED CAPITAL PTY LIMITED
 PREMIUM ALTERNATIVE INVESTMENTS PTY
 LIMITED
 PREMIUM CUSTODY SERVICES PTY LTD
 PREMIUM PLANTATIONS PTY LIMITED
 PREMIUM PLANTATIONS SERVICES PTY LTD
 PT BANK COMMONWEALTH
 PT COMMONWEALTH LIFE
 PT FIRST STATE INVESTMENTS INDONESIA
 QILU BANK CO. LTD.
 REALINDEX INVESTMENTS PTY LIMITED
 RELIANCE ACHIEVER PTY LIMITED
 RESIDENTIAL MORTGAGE GROUP PTY LTD
 ROCK & RUBBLE (DEBT VEHICLE) PTY LIMITED
 ROCK & RUBBLE (EXISTING) PTY LIMITED
 ROCK & RUBBLE (NEW) PTY LIMITED
 SAF MINING NO.2 PTY LIMITED
 SAF Mining No1 Pty Limited
 SAFE NO1 PTY LTD
 SAFE NO2 PTY LTD
 SAFE NO3 PTY LTD
 SAFE NO4 PTY LIMITED
 SAFE NO9 PTY LIMITED
 SAFE USD HOLDINGS PTY LTD
 SBN NOMINEES PTY. LIMITED
 SECURITISATION ADVISORY SERVICES PTY.
 LIMITED
 SECURITISATION MANAGEMENT SERVICES
 LIMITED
 SECURITY HOLDING INVESTMENT ENTITY LINKING
 DEALS LIMITED
 SENBARY PTY LIMITED
 SHARE DIRECT NOMINEES PTY LIMITED
 SHARE INVESTMENTS PTY LIMITED
 SI Holdings Limited
 SIF RAILWAY NO.1 PTY LIMITED (IN LIQUIDATION)
 SIF RAILWAY NO.2 PTY LIMITED (IN LIQUIDATION)
 SOVEREIGN ASSURANCE COMPANY LIMITED
 SOVEREIGN SERVICES LIMITED
 SOVEREIGN SUPERANNUATION FUNDS LIMITED
 SOVEREIGN SUPERANNUATION TRUSTEES
 LIMITED
 ST ANDREW'S AUSTRALIA PTY LTD
 STATE NOMINEES LTD
 SWAN SECURITISATION FINANCE PTY LIMITED (IN
 LIQUIDATION)
 SWAN SECURITISATION INVESTMENTS PTY LTD
 (IN LIQUIDATION)
 T.W. CUSTODIANS LIMITED
 TANKSTREAM RAIL (BY - 1) PTY LIMITED
 TANKSTREAM RAIL (BY - 2) PTY LIMITED
 TANKSTREAM RAIL (BY - 3) PTY LIMITED
 TANKSTREAM RAIL (BY - 4) PTY LIMITED
 TANKSTREAM RAIL (SW - 1) PTY LIMITED
 TANKSTREAM RAIL (SW - 2) PTY LIMITED
 TANKSTREAM RAIL (SW - 3) PTY LIMITED
 TANKSTREAM RAIL (SW - 4) PTY LIMITED
 TANKSTREAM RAIL (VICTORIA) PTY LIMITED
 THE COLONIAL MUTUAL LIFE ASSURANCE
 SOCIETY LIMITED
 TOTAL KEEN INVESTMENT LIMITED
 TYME CAPITAL PROPRIETARY LIMITED
 TYME INFIELD PROPRIETARY LIMITED (formerly
 know as EDGE FIELD MARKETING PROPRIETARY
 LTD)
 TYME INTELLECTUAL PROPERTIES PROPRIETARY
 LIMITED
 TYME INVESTMENTS PROPRIETARY LIMITED
 TYME TECHNICAL SOLUTIONS PROPRIETARY
 LIMITED
 VATOSCAN PROPRIETARY LIMITED
 VH-VZF PTY LTD
 VH-VZG PTY LTD
 VH-VZH PTY LTD
 VIETNAM INTERNATIONAL BANK (VIETNAM
 INTERNATIONAL COMMERCIAL JOINT STOCK
 BANK)
 VIPRO PTY LIMITED
 WESTSIDE PROPERTIES LIMITED

Annexure B

This is annexure B referred to in Form 605, Notice of ceasing to be a substantial holder dated **29/08/2016**



Carla Collingwood Company Secretary

Dated the 30 August 2016

Date of change	Person whose relevant interest changed	Nature of change	Consideration given in relation to change	Class and number of securities affected	Person's votes affected
Thursday, 16 June 2016	Commonwealth Bank Officers Superannuation Corporation Pty Limited ACN 074 519 798	Sale	53,154.30	16,305 Ordinary shares	16,305
Thursday, 2 June 2016	CBA Equities Limited ACN 003 485 952	Borrow Increase	N/A	175,009 Ordinary shares (borrowed from Barclays Capital Securities Ltd, see Annexure C)	175,009
Friday, 3 June 2016	CBA Equities Limited ACN 003 485 952	Borrow Decrease	N/A	175,009 Ordinary shares (returned to Barclays Capital Securities Ltd, see Annexure C)	175,009
Monday, 6 June 2016	CBA Equities Limited ACN 003 485 952	Borrow Increase	N/A	27,900 Ordinary shares (borrowed from Barclays Capital Securities Ltd, see Annexure C)	27,900
Tuesday, 7 June 2016	CBA Equities Limited ACN 003 485 952	Borrow Decrease	N/A	27,900 Ordinary shares (returned to Barclays Capital Securities Ltd, see Annexure C)	27,900
Wednesday, 15 June 2016	CBA Equities Limited ACN 003 485 952	Borrow Increase	N/A	172,238 Ordinary shares (borrowed from Barclays Capital Securities Ltd, see Annexure C)	172,238

Thursday, 16 June 2016	CBA Equities Limited ACN 003 485 952	Borrow Increase	N/A	344,771 Ordinary shares (borrowed from Barclays Capital Securities Ltd, see Annexure C)	344,771
Thursday, 16 June 2016	CBA Equities Limited ACN 003 485 952	Borrow Decrease	N/A	172,238 Ordinary shares (returned to Barclays Capital Securities Ltd, see Annexure C)	172,238
Friday, 17 June 2016	CBA Equities Limited ACN 003 485 952	Borrow Decrease	N/A	344,771 Ordinary shares (returned to Barclays Capital Securities Ltd, see Annexure C)	344,771
Friday, 17 June 2016	CBA Equities Limited ACN 003 485 952	Borrow Increase	N/A	344,771 Ordinary shares (borrowed from Barclays Capital Securities Ltd, see Annexure C)	344,771
Monday, 20 June 2016	CBA Equities Limited ACN 003 485 952	Borrow Decrease	N/A	344,771 Ordinary shares (returned to Barclays Capital Securities Ltd, see Annexure C)	344,771
Friday, 24 June 2016	CBA Equities Limited ACN 003 485 952	Borrow Increase	N/A	122,235 Ordinary shares (borrowed from Barclays Capital Securities Ltd, see Annexure C)	122,235
Monday, 27 June 2016	CBA Equities Limited ACN 003 485 952	Borrow Increase	N/A	186,642 Ordinary shares (borrowed from Barclays Capital Securities Ltd, see Annexure C)	186,642
Monday, 27 June 2016	CBA Equities Limited ACN 003 485 952	Borrow Decrease	N/A	122,235 Ordinary shares (returned to Barclays Capital Securities Ltd, see Annexure C)	122,235
Tuesday, 28 June 2016	CBA Equities Limited ACN 003 485 952	Borrow Decrease	N/A	186,642 Ordinary shares (returned to Barclays Capital Securities Ltd, see Annexure C)	186,642

				Ltd, see Annexure C)	
Tuesday, 28 June 2016	CBA Equities Limited ACN 003 485 952	Borrow Increase	N/A	320,491 Ordinary shares (borrowed from Barclays Capital Securities Ltd, see Annexure C)	320,491
Wednesday, 29 June 2016	CBA Equities Limited ACN 003 485 952	Borrow Decrease	N/A	320,491 Ordinary shares (returned to Barclays Capital Securities Ltd, see Annexure C)	320,491
Wednesday, 29 June 2016	CBA Equities Limited ACN 003 485 952	Borrow Increase	N/A	22,675 Ordinary shares (borrowed from Barclays Capital Securities Ltd, see Annexure C)	22,675
Thursday, 30 June 2016	CBA Equities Limited ACN 003 485 952	Borrow Decrease	N/A	22,675 Ordinary shares (returned to Barclays Capital Securities Ltd, see Annexure C)	22,675
Thursday, 30 June 2016	CBA Equities Limited ACN 003 485 952	Borrow Increase	N/A	616,109 Ordinary shares (borrowed from Barclays Capital Securities Ltd, see Annexure C)	616,109
Friday, 1 July 2016	CBA Equities Limited ACN 003 485 952	Borrow Increase	N/A	111,691 Ordinary shares (borrowed from Barclays Capital Securities Ltd, see Annexure C)	111,691
Friday, 1 July 2016	CBA Equities Limited ACN 003 485 952	Borrow Decrease	N/A	616,109 Ordinary shares (returned to Barclays Capital Securities Ltd, see Annexure C)	616,109
Monday, 4 July 2016	CBA Equities Limited ACN 003 485 952	Borrow Decrease	N/A	111,691 Ordinary shares (returned to Barclays Capital Securities Ltd, see Annexure C)	111,691

Tuesday, 5 July 2016	CBA Equities Limited ACN 003 485 952	Borrow Increase	N/A	85,526 Ordinary shares (borrowed from Barclays Capital Securities Ltd, see Annexure C)	85,526
Wednesday, 6 July 2016	CBA Equities Limited ACN 003 485 952	Borrow Increase	N/A	59,391 Ordinary shares (borrowed from Barclays Capital Securities Ltd, see Annexure C)	59,391
Wednesday, 6 July 2016	CBA Equities Limited ACN 003 485 952	Borrow Decrease	N/A	85,526 Ordinary shares (returned to Barclays Capital Securities Ltd, see Annexure C)	85,526
Thursday, 7 July 2016	CBA Equities Limited ACN 003 485 952	Borrow Decrease	N/A	59,391 Ordinary shares (returned to Barclays Capital Securities Ltd, see Annexure C)	59,391
Thursday, 7 July 2016	CBA Equities Limited ACN 003 485 952	Borrow Increase	N/A	27,542 Ordinary shares (borrowed from Barclays Capital Securities Ltd, see Annexure C)	27,542
Friday, 8 July 2016	CBA Equities Limited ACN 003 485 952	Borrow Decrease	N/A	27,542 Ordinary shares (returned to Barclays Capital Securities Ltd, see Annexure C)	27,542
Monday, 11 July 2016	CBA Equities Limited ACN 003 485 952	Borrow Increase	N/A	72,371 Ordinary shares (borrowed from Barclays Capital Securities Ltd, see Annexure C)	72,371
Tuesday, 12 July 2016	CBA Equities Limited ACN 003 485 952	Borrow Increase	N/A	43,276 Ordinary shares (borrowed from Barclays Capital Securities Ltd, see Annexure C)	43,276
Tuesday, 12 July 2016	CBA Equities Limited ACN 003 485 952	Borrow Decrease	N/A	72,371 Ordinary shares (returned to Barclays Capital Securities Ltd, see Annexure C)	72,371

				Ltd, see Annexure C)	
Wednesday, 13 July 2016	CBA Equities Limited ACN 003 485 952	Borrow Decrease	N/A	43,276 Ordinary shares (returned to Barclays Capital Securities Ltd, see Annexure C)	43,276
Wednesday, 13 July 2016	CBA Equities Limited ACN 003 485 952	Borrow Increase	N/A	43,276 Ordinary shares (borrowed from Barclays Capital Securities Ltd, see Annexure C)	43,276
Thursday, 14 July 2016	CBA Equities Limited ACN 003 485 952	Borrow Decrease	N/A	43,276 Ordinary shares (returned to Barclays Capital Securities Ltd, see Annexure C)	43,276
Thursday, 14 July 2016	CBA Equities Limited ACN 003 485 952	Borrow Increase	N/A	33,288 Ordinary shares (borrowed from Barclays Capital Securities Ltd, see Annexure C)	33,288
Friday, 15 July 2016	CBA Equities Limited ACN 003 485 952	Borrow Increase	N/A	33,288 Ordinary shares (borrowed from Barclays Capital Securities Ltd, see Annexure C)	33,288
Friday, 15 July 2016	CBA Equities Limited ACN 003 485 952	Borrow Decrease	N/A	33,288 Ordinary shares (returned to Barclays Capital Securities Ltd, see Annexure C)	33,288
Monday, 18 July 2016	CBA Equities Limited ACN 003 485 952	Borrow Increase	N/A	33,288 Ordinary shares (borrowed from Barclays Capital Securities Ltd, see Annexure C)	33,288
Monday, 18 July 2016	CBA Equities Limited ACN 003 485 952	Borrow Decrease	N/A	33,288 Ordinary shares (returned to Barclays Capital Securities Ltd, see Annexure C)	33,288

Tuesday, 19 July 2016	CBA Equities Limited ACN 003 485 952	Borrow Increase	N/A	92,349 Ordinary shares (borrowed from Barclays Capital Securities Ltd, see Annexure C)	92,349
Tuesday, 19 July 2016	CBA Equities Limited ACN 003 485 952	Borrow Decrease	N/A	33,288 Ordinary shares (returned to Barclays Capital Securities Ltd, see Annexure C)	33,288
Wednesday, 20 July 2016	CBA Equities Limited ACN 003 485 952	Borrow Decrease	N/A	92,349 Ordinary shares (returned to Barclays Capital Securities Ltd, see Annexure C)	92,349
Wednesday, 20 July 2016	CBA Equities Limited ACN 003 485 952	Borrow Increase	N/A	48,306 Ordinary shares (borrowed from Barclays Capital Securities Ltd, see Annexure C)	48,306
Thursday, 21 July 2016	CBA Equities Limited ACN 003 485 952	Borrow Decrease	N/A	48,306 Ordinary shares (returned to Barclays Capital Securities Ltd, see Annexure C)	48,306
Thursday, 21 July 2016	CBA Equities Limited ACN 003 485 952	Borrow Increase	N/A	48,306 Ordinary shares (borrowed from Barclays Capital Securities Ltd, see Annexure C)	48,306
Friday, 22 July 2016	CBA Equities Limited ACN 003 485 952	Borrow Increase	N/A	114,175 Ordinary shares (borrowed from Barclays Capital Securities Ltd, see Annexure C)	114,175
Friday, 22 July 2016	CBA Equities Limited ACN 003 485 952	Borrow Decrease	N/A	48,306 Ordinary shares (returned to Barclays Capital Securities Ltd, see Annexure C)	48,306
Monday, 25 July 2016	CBA Equities Limited ACN 003 485 952	Borrow Decrease	N/A	114,175 Ordinary shares (returned to Barclays Capital Securities Ltd, see Annexure C)	114,175

				Ltd, see Annexure C)	
Friday, 29 July 2016	CBA Equities Limited ACN 003 485 952	Borrow Increase	N/A	267,338 Ordinary shares (borrowed from Barclays Capital Securities Ltd, see Annexure C)	267,338
Monday, 1 August 2016	CBA Equities Limited ACN 003 485 952	Borrow Increase	N/A	267,338 Ordinary shares (borrowed from Barclays Capital Securities Ltd, see Annexure C)	267,338
Monday, 1 August 2016	CBA Equities Limited ACN 003 485 952	Borrow Decrease	N/A	267,338 Ordinary shares (returned to Barclays Capital Securities Ltd, see Annexure C)	267,338
Tuesday, 2 August 2016	CBA Equities Limited ACN 003 485 952	Borrow Decrease	N/A	267,338 Ordinary shares (returned to Barclays Capital Securities Ltd, see Annexure C)	267,338
Tuesday, 2 August 2016	CBA Equities Limited ACN 003 485 952	Borrow Increase	N/A	342,122 Ordinary shares (borrowed from Barclays Capital Securities Ltd, see Annexure C)	342,122
Wednesday, 3 August 2016	CBA Equities Limited ACN 003 485 952	Borrow Increase	N/A	115,426 Ordinary shares (borrowed from Barclays Capital Securities Ltd, see Annexure C)	115,426
Wednesday, 3 August 2016	CBA Equities Limited ACN 003 485 952	Borrow Decrease	N/A	342,122 Ordinary shares (returned to Barclays Capital Securities Ltd, see Annexure C)	342,122
Thursday, 4 August 2016	CBA Equities Limited ACN 003 485 952	Borrow Decrease	N/A	115,426 Ordinary shares (returned to Barclays Capital Securities Ltd, see Annexure C)	115,426

Monday, 8 August 2016	CBA Equities Limited ACN 003 485 952	Borrow Increase	N/A	224,251 Ordinary shares (borrowed from Barclays Capital Securities Ltd, see Annexure C)	224,251
Tuesday, 9 August 2016	CBA Equities Limited ACN 003 485 952	Borrow Decrease	N/A	224,251 Ordinary shares (returned to Barclays Capital Securities Ltd, see Annexure C)	224,251
Tuesday, 9 August 2016	CBA Equities Limited ACN 003 485 952	Borrow Increase	N/A	577,723 Ordinary shares (borrowed from Barclays Capital Securities Ltd, see Annexure C)	577,723
Wednesday, 10 August 2016	CBA Equities Limited ACN 003 485 952	Borrow Decrease	N/A	577,723 Ordinary shares (returned to Barclays Capital Securities Ltd, see Annexure C)	577,723
Wednesday, 10 August 2016	CBA Equities Limited ACN 003 485 952	Borrow Increase	N/A	577,723 Ordinary shares (borrowed from Barclays Capital Securities Ltd, see Annexure C)	577,723
Thursday, 11 August 2016	CBA Equities Limited ACN 003 485 952	Borrow Decrease	N/A	577,723 Ordinary shares (returned to Barclays Capital Securities Ltd, see Annexure C)	577,723
Thursday, 11 August 2016	CBA Equities Limited ACN 003 485 952	Borrow Increase	N/A	6,711 Ordinary shares (borrowed from Barclays Capital Securities Ltd, see Annexure C)	6,711
Friday, 12 August 2016	CBA Equities Limited ACN 003 485 952	Borrow Decrease	N/A	6,711 Ordinary shares (returned to Barclays Capital Securities Ltd, see Annexure C)	6,711
Monday, 15 August 2016	CBA Equities Limited ACN 003 485 952	Borrow Increase	N/A	36,344 Ordinary shares (borrowed from Barclays Capital	36,344

				Securities Ltd, see Annexure C)	
Tuesday, 16 August 2016	CBA Equities Limited ACN 003 485 952	Borrow Increase	N/A	36,344 Ordinary shares (borrowed from Barclays Capital Securities Ltd, see Annexure C)	36,344
Tuesday, 16 August 2016	CBA Equities Limited ACN 003 485 952	Borrow Decrease	N/A	36,344 Ordinary shares (returned to Barclays Capital Securities Ltd, see Annexure C)	36,344
Wednesday, 17 August 2016	CBA Equities Limited ACN 003 485 952	Borrow Decrease	N/A	36,344 Ordinary shares (returned to Barclays Capital Securities Ltd, see Annexure C)	36,344
Wednesday, 17 August 2016	CBA Equities Limited ACN 003 485 952	Borrow Increase	N/A	36,344 Ordinary shares (borrowed from Barclays Capital Securities Ltd, see Annexure C)	36,344
Thursday, 18 August 2016	CBA Equities Limited ACN 003 485 952	Borrow Decrease	N/A	36,344 Ordinary shares (returned to Barclays Capital Securities Ltd, see Annexure C)	36,344
Tuesday, 23 August 2016	CBA Equities Limited ACN 003 485 952	Borrow Increase	N/A	25,141 Ordinary shares (borrowed from Barclays Capital Securities Ltd, see Annexure C)	25,141
Wednesday, 24 August 2016	CBA Equities Limited ACN 003 485 952	Borrow Decrease	N/A	25,141 Ordinary shares (returned to Barclays Capital Securities Ltd, see Annexure C)	25,141
Thursday, 2 June 2016	CBA Equities Limited ACN 003 485 952	Sale	5,028.60	1,479 Ordinary shares	1,479
Friday, 3 June 2016	CBA Equities Limited ACN 003	Sale	10,848.00	3,200 Ordinary shares	3,200

	485 952				
Friday, 3 June 2016	CBA Equities Limited ACN 003 485 952	Sale	8,611.56	2,518 Ordinary shares	2,518
Friday, 3 June 2016	CBA Equities Limited ACN 003 485 952	Sale	2,332.44	682 Ordinary shares	682
Friday, 3 June 2016	CBA Equities Limited ACN 003 485 952	Sale	27,050.14	8,003 Ordinary shares	8,003
Monday, 6 June 2016	CBA Equities Limited ACN 003 485 952	Sale	1,509.75	450 Ordinary shares	450
Monday, 6 June 2016	CBA Equities Limited ACN 003 485 952	Sale	16,204.65	4,830 Ordinary shares	4,830
Monday, 6 June 2016	CBA Equities Limited ACN 003 485 952	Sale	10,752.00	3,200 Ordinary shares	3,200
Monday, 6 June 2016	CBA Equities Limited ACN 003 485 952	Sale	108.32	32 Ordinary shares	32
Monday, 6 June 2016	CBA Equities Limited ACN 003 485 952	Sale	2,173.17	642 Ordinary shares	642
Monday, 6 June 2016	CBA Equities Limited ACN 003 485 952	Sale	206.48	61 Ordinary shares	61
Monday, 6 June 2016	CBA Equities Limited ACN 003 485 952	Sale	257.26	76 Ordinary shares	76
Monday, 6 June 2016	CBA Equities Limited ACN 003 485 952	Sale	6.77	2 Ordinary shares	2
Monday, 6 June 2016	CBA Equities Limited ACN 003 485 952	Sale	3.38	1 Ordinary shares	1
Monday, 6 June 2016	CBA Equities Limited ACN 003 485 952	Sale	138.79	41 Ordinary shares	41
Monday, 6 June 2016	CBA Equities Limited ACN 003	Sale	128.63	38 Ordinary shares	38

	485 952				
Monday, 6 June 2016	CBA Equities Limited ACN 003 485 952	Sale	4,999.02	1,479 Ordinary shares	1,479
Monday, 6 June 2016	CBA Equities Limited ACN 003 485 952	Sale	100,446.22	29,806 Ordinary shares	29,806
Monday, 6 June 2016	CBA Equities Limited ACN 003 485 952	Sale	15,333.50	4,550 Ordinary shares	4,550
Monday, 6 June 2016	CBA Equities Limited ACN 003 485 952	Sale	10,414.68	3,095 Ordinary shares	3,095
Monday, 6 June 2016	CBA Equities Limited ACN 003 485 952	Sale	7,184.28	2,135 Ordinary shares	2,135
Thursday, 2 June 2016	CBA Equities Limited ACN 003 485 952	Purchase	385.82	115 Ordinary shares	115
Thursday, 2 June 2016	CBA Equities Limited ACN 003 485 952	Purchase	456.28	136 Ordinary shares	136
Monday, 6 June 2016	CBA Equities Limited ACN 003 485 952	Sale	21,123.68	6,315 Ordinary shares	6,315
Monday, 6 June 2016	CBA Equities Limited ACN 003 485 952	Sale	153.87	46 Ordinary shares	46
Monday, 6 June 2016	CBA Equities Limited ACN 003 485 952	Sale	21,306.00	6,360 Ordinary shares	6,360
Monday, 6 June 2016	CBA Equities Limited ACN 003 485 952	Sale	1,053.68	315 Ordinary shares	315
Monday, 6 June 2016	CBA Equities Limited ACN 003 485 952	Sale	21,312.00	6,400 Ordinary shares	6,400
Monday, 6 June 2016	CBA Equities Limited ACN 003 485 952	Sale	1,699.26	508 Ordinary shares	508
Monday, 6 June 2016	CBA Equities Limited ACN 003	Sale	5,084.40	1,520 Ordinary shares	1,520

	485 952				
Monday, 6 June 2016	CBA Equities Limited ACN 003 485 952	Sale	5,084.40	1,520 Ordinary shares	1,520
Monday, 6 June 2016	CBA Equities Limited ACN 003 485 952	Sale	5,084.40	1,520 Ordinary shares	1,520
Thursday, 2 June 2016	CBA Equities Limited ACN 003 485 952	Purchase	21,632.00	6,400 Ordinary shares	6,400
Thursday, 2 June 2016	CBA Equities Limited ACN 003 485 952	Purchase	510.75	150 Ordinary shares	150
Thursday, 2 June 2016	CBA Equities Limited ACN 003 485 952	Purchase	575.44	169 Ordinary shares	169
Thursday, 2 June 2016	CBA Equities Limited ACN 003 485 952	Purchase	1,532.25	450 Ordinary shares	450
Thursday, 2 June 2016	CBA Equities Limited ACN 003 485 952	Purchase	1,532.25	450 Ordinary shares	450
Thursday, 2 June 2016	CBA Equities Limited ACN 003 485 952	Purchase	1,702.50	500 Ordinary shares	500
Monday, 6 June 2016	CBA Equities Limited ACN 003 485 952	Sale	10,912.00	3,200 Ordinary shares	3,200
Monday, 6 June 2016	CBA Equities Limited ACN 003 485 952	Sale	10,880.00	3,200 Ordinary shares	3,200
Friday, 3 June 2016	CBA Equities Limited ACN 003 485 952	Purchase	1,290.71	383 Ordinary shares	383
Friday, 3 June 2016	CBA Equities Limited ACN 003 485 952	Purchase	1,620.97	481 Ordinary shares	481
Friday, 3 June 2016	CBA Equities Limited ACN 003 485 952	Purchase	3,740.70	1,110 Ordinary shares	1,110
Friday, 3 June 2016	CBA Equities Limited ACN 003	Purchase	43.81	13 Ordinary shares	13

	485 952				
Friday, 3 June 2016	CBA Equities Limited ACN 003 485 952	Purchase	4,087.81	1,213 Ordinary shares	1,213
Friday, 3 June 2016	CBA Equities Limited ACN 003 485 952	Purchase	19,777.50	5,860 Ordinary shares	5,860
Friday, 3 June 2016	CBA Equities Limited ACN 003 485 952	Purchase	60.75	18 Ordinary shares	18
Friday, 3 June 2016	CBA Equities Limited ACN 003 485 952	Purchase	2,274.75	674 Ordinary shares	674
Friday, 3 June 2016	CBA Equities Limited ACN 003 485 952	Purchase	4,956.56	1,484 Ordinary shares	1,484
Friday, 3 June 2016	CBA Equities Limited ACN 003 485 952	Purchase	23,886.56	7,088 Ordinary shares	7,088
Friday, 3 June 2016	CBA Equities Limited ACN 003 485 952	Purchase	28,803.39	8,547 Ordinary shares	8,547
Friday, 3 June 2016	CBA Equities Limited ACN 003 485 952	Purchase	16,732.05	4,965 Ordinary shares	4,965
Wednesday, 8 June 2016	CBA Equities Limited ACN 003 485 952	Sale	2,992.56	888 Ordinary shares	888
Wednesday, 8 June 2016	CBA Equities Limited ACN 003 485 952	Sale	13,480.00	4,000 Ordinary shares	4,000
Wednesday, 8 June 2016	CBA Equities Limited ACN 003 485 952	Sale	3,164.43	939 Ordinary shares	939
Wednesday, 8 June 2016	CBA Equities Limited ACN 003 485 952	Sale	10,656.00	3,200 Ordinary shares	3,200
Monday, 6 June 2016	CBA Equities Limited ACN 003 485 952	Purchase	1,972.08	594 Ordinary shares	594
Monday, 6 June 2016	CBA Equities Limited ACN 003	Purchase	5,657.28	1,704 Ordinary shares	1,704

	485 952				
Monday, 6 June 2016	CBA Equities Limited ACN 003 485 952	Purchase	2,994.64	902 Ordinary shares	902
Monday, 6 June 2016	CBA Equities Limited ACN 003 485 952	Purchase	16,297.75	4,865 Ordinary shares	4,865
Monday, 6 June 2016	CBA Equities Limited ACN 003 485 952	Purchase	10,720.00	3,200 Ordinary shares	3,200
Monday, 6 June 2016	CBA Equities Limited ACN 003 485 952	Purchase	13,641.20	4,072 Ordinary shares	4,072
Monday, 6 June 2016	CBA Equities Limited ACN 003 485 952	Purchase	2,539.30	758 Ordinary shares	758
Monday, 6 June 2016	CBA Equities Limited ACN 003 485 952	Purchase	11,175.50	3,331 Ordinary shares	3,331
Tuesday, 7 June 2016	CBA Equities Limited ACN 003 485 952	Purchase	16,656.00	4,800 Ordinary shares	4,800
Tuesday, 7 June 2016	CBA Equities Limited ACN 003 485 952	Purchase	14,862.01	4,283 Ordinary shares	4,283
Thursday, 9 June 2016	CBA Equities Limited ACN 003 485 952	Sale	11,072.00	3,200 Ordinary shares	3,200
Tuesday, 7 June 2016	CBA Equities Limited ACN 003 485 952	Purchase	3,272.27	971 Ordinary shares	971
Tuesday, 7 June 2016	CBA Equities Limited ACN 003 485 952	Purchase	1,728.81	513 Ordinary shares	513
Wednesday, 8 June 2016	CBA Equities Limited ACN 003 485 952	Purchase	702.38	203 Ordinary shares	203
Wednesday, 8 June 2016	CBA Equities Limited ACN 003 485 952	Purchase	2,657.28	768 Ordinary shares	768
Wednesday, 8 June 2016	CBA Equities Limited ACN 003	Purchase	1,626.20	470 Ordinary shares	470

	485 952				
Wednesday, 8 June 2016	CBA Equities Limited ACN 003 485 952	Purchase	22,528.00	6,400 Ordinary shares	6,400
Wednesday, 8 June 2016	CBA Equities Limited ACN 003 485 952	Purchase	11,264.00	3,200 Ordinary shares	3,200
Wednesday, 8 June 2016	CBA Equities Limited ACN 003 485 952	Purchase	11,232.00	3,200 Ordinary shares	3,200
Wednesday, 8 June 2016	CBA Equities Limited ACN 003 485 952	Purchase	9,433.60	2,680 Ordinary shares	2,680
Wednesday, 8 June 2016	CBA Equities Limited ACN 003 485 952	Purchase	1,760.00	500 Ordinary shares	500
Wednesday, 8 June 2016	CBA Equities Limited ACN 003 485 952	Purchase	11,334.40	3,220 Ordinary shares	3,220
Wednesday, 8 June 2016	CBA Equities Limited ACN 003 485 952	Purchase	66,555.54	18,801 Ordinary shares	18,801
Wednesday, 8 June 2016	CBA Equities Limited ACN 003 485 952	Purchase	8,000.40	2,260 Ordinary shares	2,260
Friday, 10 June 2016	CBA Equities Limited ACN 003 485 952	Sale	11,136.00	3,200 Ordinary shares	3,200
Friday, 10 June 2016	CBA Equities Limited ACN 003 485 952	Sale	11,136.00	3,200 Ordinary shares	3,200
Wednesday, 8 June 2016	CBA Equities Limited ACN 003 485 952	Purchase	11,008.00	3,200 Ordinary shares	3,200
Friday, 10 June 2016	CBA Equities Limited ACN 003 485 952	Sale	11,040.00	3,200 Ordinary shares	3,200
Tuesday, 14 June 2016	CBA Equities Limited ACN 003 485 952	Sale	10,735.20	3,195 Ordinary shares	3,195
Thursday, 9 June 2016	CBA Equities Limited ACN 003	Purchase	29,483.74	8,723 Ordinary shares	8,723

	485 952				
Thursday, 9 June 2016	CBA Equities Limited ACN 003 485 952	Purchase	35,520.42	10,509 Ordinary shares	10,509
Thursday, 9 June 2016	CBA Equities Limited ACN 003 485 952	Purchase	10,990.80	3,195 Ordinary shares	3,195
Tuesday, 14 June 2016	CBA Equities Limited ACN 003 485 952	Sale	11,022.75	3,195 Ordinary shares	3,195
Thursday, 9 June 2016	CBA Equities Limited ACN 003 485 952	Purchase	11,118.60	3,195 Ordinary shares	3,195
Tuesday, 14 June 2016	CBA Equities Limited ACN 003 485 952	Sale	2,880.48	816 Ordinary shares	816
Tuesday, 14 June 2016	CBA Equities Limited ACN 003 485 952	Sale	8,397.87	2,379 Ordinary shares	2,379
Thursday, 9 June 2016	CBA Equities Limited ACN 003 485 952	Purchase	4,920.82	1,394 Ordinary shares	1,394
Thursday, 9 June 2016	CBA Equities Limited ACN 003 485 952	Purchase	63.54	18 Ordinary shares	18
Wednesday, 15 June 2016	CBA Equities Limited ACN 003 485 952	Sale	16,546.70	4,910 Ordinary shares	4,910
Wednesday, 15 June 2016	CBA Equities Limited ACN 003 485 952	Sale	39,762.32	11,764 Ordinary shares	11,764
Wednesday, 15 June 2016	CBA Equities Limited ACN 003 485 952	Sale	10,894.95	3,195 Ordinary shares	3,195
Friday, 10 June 2016	CBA Equities Limited ACN 003 485 952	Purchase	16,909.23	4,966 Ordinary shares	4,966
Wednesday, 15 June 2016	CBA Equities Limited ACN 003 485 952	Sale	12,739.70	3,820 Ordinary shares	3,820
Wednesday, 15 June 2016	CBA Equities Limited ACN 003	Sale	5,904.86	1,747 Ordinary shares	1,747

	485 952				
Wednesday, 15 June 2016	CBA Equities Limited ACN 003 485 952	Sale	4,850.80	1,448 Ordinary shares	1,448
Friday, 10 June 2016	CBA Equities Limited ACN 003 485 952	Purchase	2,519.20	752 Ordinary shares	752
Friday, 10 June 2016	CBA Equities Limited ACN 003 485 952	Purchase	1,112.20	332 Ordinary shares	332
Friday, 10 June 2016	CBA Equities Limited ACN 003 485 952	Purchase	753.75	225 Ordinary shares	225
Friday, 10 June 2016	CBA Equities Limited ACN 003 485 952	Purchase	569.50	170 Ordinary shares	170
Tuesday, 14 June 2016	CBA Equities Limited ACN 003 485 952	Purchase	4,836.33	1,479 Ordinary shares	1,479
Thursday, 16 June 2016	CBA Equities Limited ACN 003 485 952	Sale	2,646.04	797 Ordinary shares	797
Thursday, 16 June 2016	CBA Equities Limited ACN 003 485 952	Sale	18,193.50	5,598 Ordinary shares	5,598
Thursday, 16 June 2016	CBA Equities Limited ACN 003 485 952	Sale	11,051.40	3,390 Ordinary shares	3,390
Thursday, 16 June 2016	CBA Equities Limited ACN 003 485 952	Sale	26,066.96	7,996 Ordinary shares	7,996
Thursday, 16 June 2016	CBA Equities Limited ACN 003 485 952	Sale	17,884.36	5,486 Ordinary shares	5,486
Thursday, 16 June 2016	CBA Equities Limited ACN 003 485 952	Sale	17,043.28	5,228 Ordinary shares	5,228
Thursday, 16 June 2016	CBA Equities Limited ACN 003 485 952	Sale	16,626.00	5,100 Ordinary shares	5,100
Thursday, 16 June 2016	CBA Equities Limited ACN 003	Sale	48,756.56	14,956 Ordinary shares	14,956

	485 952				
Friday, 17 June 2016	CBA Equities Limited ACN 003 485 952	Sale	4,150.56	1,291 Ordinary shares	1,291
Friday, 17 June 2016	CBA Equities Limited ACN 003 485 952	Sale	16.07	5 Ordinary shares	5
Friday, 17 June 2016	CBA Equities Limited ACN 003 485 952	Sale	591.56	184 Ordinary shares	184
Wednesday, 15 June 2016	CBA Equities Limited ACN 003 485 952	Purchase	4,475.80	1,390 Ordinary shares	1,390
Wednesday, 15 June 2016	CBA Equities Limited ACN 003 485 952	Purchase	463.68	144 Ordinary shares	144
Friday, 17 June 2016	CBA Equities Limited ACN 003 485 952	Sale	3,534.84	1,091 Ordinary shares	1,091
Friday, 17 June 2016	CBA Equities Limited ACN 003 485 952	Sale	364.43	113 Ordinary shares	113
Friday, 17 June 2016	CBA Equities Limited ACN 003 485 952	Sale	406.35	126 Ordinary shares	126
Friday, 17 June 2016	CBA Equities Limited ACN 003 485 952	Sale	3,131.47	971 Ordinary shares	971
Friday, 17 June 2016	CBA Equities Limited ACN 003 485 952	Sale	464.40	144 Ordinary shares	144
Friday, 17 June 2016	CBA Equities Limited ACN 003 485 952	Sale	944.93	293 Ordinary shares	293
Friday, 17 June 2016	CBA Equities Limited ACN 003 485 952	Sale	290.25	90 Ordinary shares	90
Friday, 17 June 2016	CBA Equities Limited ACN 003 485 952	Sale	944.93	293 Ordinary shares	293
Friday, 17 June 2016	CBA Equities Limited ACN 003	Sale	944.93	293 Ordinary shares	293

	485 952				
Friday, 17 June 2016	CBA Equities Limited ACN 003 485 952	Sale	322.50	100 Ordinary shares	100
Friday, 17 June 2016	CBA Equities Limited ACN 003 485 952	Sale	674.02	209 Ordinary shares	209
Friday, 17 June 2016	CBA Equities Limited ACN 003 485 952	Sale	22.57	7 Ordinary shares	7
Friday, 17 June 2016	CBA Equities Limited ACN 003 485 952	Sale	4,660.13	1,445 Ordinary shares	1,445
Friday, 17 June 2016	CBA Equities Limited ACN 003 485 952	Sale	1,025.55	318 Ordinary shares	318
Friday, 17 June 2016	CBA Equities Limited ACN 003 485 952	Sale	1,025.55	318 Ordinary shares	318
Friday, 17 June 2016	CBA Equities Limited ACN 003 485 952	Sale	1,025.55	318 Ordinary shares	318
Friday, 17 June 2016	CBA Equities Limited ACN 003 485 952	Sale	17,087.76	5,274 Ordinary shares	5,274
Friday, 17 June 2016	CBA Equities Limited ACN 003 485 952	Sale	10,415.70	3,195 Ordinary shares	3,195
Friday, 17 June 2016	CBA Equities Limited ACN 003 485 952	Sale	6,581.10	2,047 Ordinary shares	2,047
Friday, 17 June 2016	CBA Equities Limited ACN 003 485 952	Sale	160.75	50 Ordinary shares	50
Friday, 17 June 2016	CBA Equities Limited ACN 003 485 952	Sale	2,388.74	743 Ordinary shares	743
Friday, 17 June 2016	CBA Equities Limited ACN 003 485 952	Sale	2,645.94	823 Ordinary shares	823
Friday, 17 June 2016	CBA Equities Limited ACN 003	Sale	125.38	39 Ordinary shares	39

	485 952				
Friday, 17 June 2016	CBA Equities Limited ACN 003 485 952	Sale	3,597.59	1,119 Ordinary shares	1,119
Friday, 17 June 2016	CBA Equities Limited ACN 003 485 952	Sale	1,215.27	378 Ordinary shares	378
Wednesday, 15 June 2016	CBA Equities Limited ACN 003 485 952	Purchase	25,584.00	7,995 Ordinary shares	7,995
Thursday, 16 June 2016	CBA Equities Limited ACN 003 485 952	Purchase	220,043.75	68,125 Ordinary shares	68,125
Thursday, 16 June 2016	CBA Equities Limited ACN 003 485 952	Purchase	1,880,670.73	582,251 Ordinary shares	582,251
Monday, 20 June 2016	CBA Equities Limited ACN 003 485 952	Sale	7,686.36	2,376 Ordinary shares	2,376
Monday, 20 June 2016	CBA Equities Limited ACN 003 485 952	Sale	8,566.28	2,648 Ordinary shares	2,648
Monday, 20 June 2016	CBA Equities Limited ACN 003 485 952	Sale	1,161.37	359 Ordinary shares	359
Monday, 20 June 2016	CBA Equities Limited ACN 003 485 952	Sale	4,613.11	1,426 Ordinary shares	1,426
Monday, 20 June 2016	CBA Equities Limited ACN 003 485 952	Sale	799.04	247 Ordinary shares	247
Monday, 20 June 2016	CBA Equities Limited ACN 003 485 952	Sale	8,660.52	2,673 Ordinary shares	2,673
Monday, 20 June 2016	CBA Equities Limited ACN 003 485 952	Sale	7,863.48	2,427 Ordinary shares	2,427
Monday, 20 June 2016	CBA Equities Limited ACN 003 485 952	Sale	20,775.20	6,363 Ordinary shares	6,363
Monday, 20 June 2016	CBA Equities Limited ACN 003	Sale	7,568.27	2,318 Ordinary shares	2,318

	485 952				
Monday, 20 June 2016	CBA Equities Limited ACN 003 485 952	Sale	9,393.41	2,877 Ordinary shares	2,877
Monday, 20 June 2016	CBA Equities Limited ACN 003 485 952	Sale	33,222.96	10,254 Ordinary shares	10,254
Monday, 20 June 2016	CBA Equities Limited ACN 003 485 952	Sale	203.80	63 Ordinary shares	63
Monday, 20 June 2016	CBA Equities Limited ACN 003 485 952	Sale	188.21	58 Ordinary shares	58
Monday, 20 June 2016	CBA Equities Limited ACN 003 485 952	Sale	21,163.89	6,522 Ordinary shares	6,522
Monday, 20 June 2016	CBA Equities Limited ACN 003 485 952	Sale	88.16	27 Ordinary shares	27
Monday, 20 June 2016	CBA Equities Limited ACN 003 485 952	Sale	13.06	4 Ordinary shares	4
Monday, 20 June 2016	CBA Equities Limited ACN 003 485 952	Sale	161.75	50 Ordinary shares	50
Monday, 20 June 2016	CBA Equities Limited ACN 003 485 952	Sale	190.86	59 Ordinary shares	59
Monday, 20 June 2016	CBA Equities Limited ACN 003 485 952	Sale	109.99	34 Ordinary shares	34
Monday, 20 June 2016	CBA Equities Limited ACN 003 485 952	Sale	14,628.67	4,522 Ordinary shares	4,522
Monday, 20 June 2016	CBA Equities Limited ACN 003 485 952	Sale	3,369.60	1,040 Ordinary shares	1,040
Monday, 20 June 2016	CBA Equities Limited ACN 003 485 952	Sale	13,267.80	4,095 Ordinary shares	4,095
Monday, 20 June 2016	CBA Equities Limited ACN 003	Sale	48.52	15 Ordinary shares	15

	485 952				
Monday, 20 June 2016	CBA Equities Limited ACN 003 485 952	Sale	71.17	22 Ordinary shares	22
Monday, 20 June 2016	CBA Equities Limited ACN 003 485 952	Sale	177.92	55 Ordinary shares	55
Monday, 20 June 2016	CBA Equities Limited ACN 003 485 952	Sale	25.88	8 Ordinary shares	8
Monday, 20 June 2016	CBA Equities Limited ACN 003 485 952	Sale	61.46	19 Ordinary shares	19
Monday, 20 June 2016	CBA Equities Limited ACN 003 485 952	Sale	3.23	1 Ordinary shares	1
Monday, 20 June 2016	CBA Equities Limited ACN 003 485 952	Sale	9.71	3 Ordinary shares	3
Monday, 20 June 2016	CBA Equities Limited ACN 003 485 952	Sale	989.91	306 Ordinary shares	306
Monday, 20 June 2016	CBA Equities Limited ACN 003 485 952	Sale	90.58	28 Ordinary shares	28
Monday, 20 June 2016	CBA Equities Limited ACN 003 485 952	Sale	122.93	38 Ordinary shares	38
Monday, 20 June 2016	CBA Equities Limited ACN 003 485 952	Sale	25.88	8 Ordinary shares	8
Monday, 20 June 2016	CBA Equities Limited ACN 003 485 952	Sale	45.29	14 Ordinary shares	14
Monday, 20 June 2016	CBA Equities Limited ACN 003 485 952	Sale	6.47	2 Ordinary shares	2
Monday, 20 June 2016	CBA Equities Limited ACN 003 485 952	Sale	1,902.18	588 Ordinary shares	588
Monday, 20 June 2016	CBA Equities Limited ACN 003	Sale	16,352.92	5,055 Ordinary shares	5,055

	485 952				
Monday, 20 June 2016	CBA Equities Limited ACN 003 485 952	Sale	16,394.40	5,060 Ordinary shares	5,060
Tuesday, 21 June 2016	CBA Equities Limited ACN 003 485 952	Sale	3,755.84	1,161 Ordinary shares	1,161
Tuesday, 21 June 2016	CBA Equities Limited ACN 003 485 952	Sale	1,740.43	538 Ordinary shares	538
Tuesday, 21 June 2016	CBA Equities Limited ACN 003 485 952	Sale	6,466.76	1,999 Ordinary shares	1,999
Tuesday, 21 June 2016	CBA Equities Limited ACN 003 485 952	Sale	1,879.53	581 Ordinary shares	581
Tuesday, 21 June 2016	CBA Equities Limited ACN 003 485 952	Sale	3,746.13	1,158 Ordinary shares	1,158
Tuesday, 21 June 2016	CBA Equities Limited ACN 003 485 952	Sale	24,832.24	7,688 Ordinary shares	7,688
Tuesday, 21 June 2016	CBA Equities Limited ACN 003 485 952	Sale	15,025.96	4,652 Ordinary shares	4,652
Tuesday, 21 June 2016	CBA Equities Limited ACN 003 485 952	Sale	9,928.22	3,069 Ordinary shares	3,069
Tuesday, 21 June 2016	CBA Equities Limited ACN 003 485 952	Sale	3.23	1 Ordinary shares	1
Tuesday, 21 June 2016	CBA Equities Limited ACN 003 485 952	Sale	22,593.24	6,984 Ordinary shares	6,984
Tuesday, 21 June 2016	CBA Equities Limited ACN 003 485 952	Sale	4,101.98	1,268 Ordinary shares	1,268
Tuesday, 21 June 2016	CBA Equities Limited ACN 003 485 952	Sale	87.34	27 Ordinary shares	27
Tuesday, 21 June 2016	CBA Equities Limited ACN 003	Sale	1,879.53	581 Ordinary shares	581

	485 952				
Tuesday, 21 June 2016	CBA Equities Limited ACN 003 485 952	Sale	2,183.63	675 Ordinary shares	675
Tuesday, 21 June 2016	CBA Equities Limited ACN 003 485 952	Sale	359.08	111 Ordinary shares	111
Tuesday, 21 June 2016	CBA Equities Limited ACN 003 485 952	Sale	4,871.91	1,506 Ordinary shares	1,506
Tuesday, 21 June 2016	CBA Equities Limited ACN 003 485 952	Sale	203.80	63 Ordinary shares	63
Tuesday, 21 June 2016	CBA Equities Limited ACN 003 485 952	Sale	20,735.00	6,380 Ordinary shares	6,380
Tuesday, 21 June 2016	CBA Equities Limited ACN 003 485 952	Sale	10,432.50	3,210 Ordinary shares	3,210
Friday, 17 June 2016	CBA Equities Limited ACN 003 485 952	Purchase	10,368.30	3,210 Ordinary shares	3,210
Tuesday, 21 June 2016	CBA Equities Limited ACN 003 485 952	Sale	161.75	50 Ordinary shares	50
Tuesday, 21 June 2016	CBA Equities Limited ACN 003 485 952	Sale	1,698.38	525 Ordinary shares	525
Tuesday, 21 June 2016	CBA Equities Limited ACN 003 485 952	Sale	1,523.68	471 Ordinary shares	471
Tuesday, 21 June 2016	CBA Equities Limited ACN 003 485 952	Sale	6,618.81	2,046 Ordinary shares	2,046
Tuesday, 21 June 2016	CBA Equities Limited ACN 003 485 952	Sale	579.06	179 Ordinary shares	179
Tuesday, 21 June 2016	CBA Equities Limited ACN 003 485 952	Sale	569.36	176 Ordinary shares	176
Tuesday, 21 June 2016	CBA Equities Limited ACN 003	Sale	2,896.56	894 Ordinary shares	894

	485 952				
Tuesday, 21 June 2016	CBA Equities Limited ACN 003 485 952	Sale	130.20	40 Ordinary shares	40
Tuesday, 21 June 2016	CBA Equities Limited ACN 003 485 952	Sale	73.72	23 Ordinary shares	23
Tuesday, 21 June 2016	CBA Equities Limited ACN 003 485 952	Sale	77.88	24 Ordinary shares	24
Tuesday, 21 June 2016	CBA Equities Limited ACN 003 485 952	Sale	746.35	230 Ordinary shares	230
Tuesday, 21 June 2016	CBA Equities Limited ACN 003 485 952	Sale	2,232.56	688 Ordinary shares	688
Tuesday, 21 June 2016	CBA Equities Limited ACN 003 485 952	Sale	490.00	151 Ordinary shares	151
Tuesday, 21 June 2016	CBA Equities Limited ACN 003 485 952	Sale	496.49	153 Ordinary shares	153
Wednesday, 22 June 2016	CBA Equities Limited ACN 003 485 952	Sale	22,521.33	6,835 Ordinary shares	6,835
Wednesday, 22 June 2016	CBA Equities Limited ACN 003 485 952	Sale	556.86	169 Ordinary shares	169
Wednesday, 22 June 2016	CBA Equities Limited ACN 003 485 952	Sale	1,953.93	593 Ordinary shares	593
Wednesday, 22 June 2016	CBA Equities Limited ACN 003 485 952	Sale	29,803.27	9,045 Ordinary shares	9,045
Wednesday, 22 June 2016	CBA Equities Limited ACN 003 485 952	Sale	26,756.55	8,035 Ordinary shares	8,035
Monday, 20 June 2016	CBA Equities Limited ACN 003 485 952	Purchase	50.25	15 Ordinary shares	15
Monday, 20 June 2016	CBA Equities Limited ACN 003	Purchase	18,177.10	5,426 Ordinary shares	5,426

	485 952				
Monday, 20 June 2016	CBA Equities Limited ACN 003 485 952	Purchase	26,897.15	8,029 Ordinary shares	8,029
Tuesday, 21 June 2016	CBA Equities Limited ACN 003 485 952	Purchase	10,721.40	3,210 Ordinary shares	3,210
Tuesday, 21 June 2016	CBA Equities Limited ACN 003 485 952	Purchase	10,657.20	3,210 Ordinary shares	3,210
Tuesday, 21 June 2016	CBA Equities Limited ACN 003 485 952	Purchase	19,309.88	5,825 Ordinary shares	5,825
Thursday, 23 June 2016	CBA Equities Limited ACN 003 485 952	Sale	660.33	198 Ordinary shares	198
Tuesday, 21 June 2016	CBA Equities Limited ACN 003 485 952	Purchase	10,657.20	3,210 Ordinary shares	3,210
Tuesday, 21 June 2016	CBA Equities Limited ACN 003 485 952	Purchase	20,132.88	6,055 Ordinary shares	6,055
Tuesday, 21 June 2016	CBA Equities Limited ACN 003 485 952	Purchase	15,979.68	4,835 Ordinary shares	4,835
Tuesday, 21 June 2016	CBA Equities Limited ACN 003 485 952	Purchase	15,906.00	4,820 Ordinary shares	4,820
Tuesday, 21 June 2016	CBA Equities Limited ACN 003 485 952	Purchase	16,244.08	4,915 Ordinary shares	4,915
Tuesday, 21 June 2016	CBA Equities Limited ACN 003 485 952	Purchase	8,004.52	2,411 Ordinary shares	2,411
Tuesday, 21 June 2016	CBA Equities Limited ACN 003 485 952	Purchase	18,648.44	5,617 Ordinary shares	5,617
Tuesday, 21 June 2016	CBA Equities Limited ACN 003 485 952	Purchase	64,341.60	19,380 Ordinary shares	19,380
Wednesday, 22 June 2016	CBA Equities Limited ACN 003	Purchase	11,031.37	3,353 Ordinary shares	3,353

	485 952				
Wednesday, 22 June 2016	CBA Equities Limited ACN 003 485 952	Purchase	13,367.27	4,063 Ordinary shares	4,063
Wednesday, 22 June 2016	CBA Equities Limited ACN 003 485 952	Purchase	14,982.66	4,554 Ordinary shares	4,554
Wednesday, 22 June 2016	CBA Equities Limited ACN 003 485 952	Purchase	36,482.81	11,089 Ordinary shares	11,089
Wednesday, 22 June 2016	CBA Equities Limited ACN 003 485 952	Purchase	4,999.92	1,506 Ordinary shares	1,506
Wednesday, 22 June 2016	CBA Equities Limited ACN 003 485 952	Purchase	10,593.00	3,210 Ordinary shares	3,210
Wednesday, 22 June 2016	CBA Equities Limited ACN 003 485 952	Purchase	10,593.00	3,210 Ordinary shares	3,210
Wednesday, 22 June 2016	CBA Equities Limited ACN 003 485 952	Purchase	8,454.97	2,566 Ordinary shares	2,566
Wednesday, 22 June 2016	CBA Equities Limited ACN 003 485 952	Purchase	210.88	64 Ordinary shares	64
Thursday, 23 June 2016	CBA Equities Limited ACN 003 485 952	Purchase	20,768.70	6,420 Ordinary shares	6,420
Thursday, 23 June 2016	CBA Equities Limited ACN 003 485 952	Purchase	4,985.60	1,520 Ordinary shares	1,520
Thursday, 23 June 2016	CBA Equities Limited ACN 003 485 952	Purchase	4,985.60	1,520 Ordinary shares	1,520
Thursday, 23 June 2016	CBA Equities Limited ACN 003 485 952	Purchase	22,001.10	6,780 Ordinary shares	6,780
Thursday, 23 June 2016	CBA Equities Limited ACN 003 485 952	Purchase	20,832.90	6,420 Ordinary shares	6,420
Thursday, 23 June 2016	CBA Equities Limited ACN 003	Purchase	20,671.20	6,380 Ordinary shares	6,380

	485 952				
Thursday, 23 June 2016	CBA Equities Limited ACN 003 485 952	Purchase	10,368.30	3,210 Ordinary shares	3,210
Thursday, 23 June 2016	CBA Equities Limited ACN 003 485 952	Purchase	15,419.16	4,759 Ordinary shares	4,759
Thursday, 23 June 2016	CBA Equities Limited ACN 003 485 952	Purchase	5,381.64	1,661 Ordinary shares	1,661
Monday, 27 June 2016	CBA Equities Limited ACN 003 485 952	Sale	44,229.24	13,651 Ordinary shares	13,651
Tuesday, 28 June 2016	CBA Equities Limited ACN 003 485 952	Sale	2,937.33	946 Ordinary shares	946
Tuesday, 28 June 2016	CBA Equities Limited ACN 003 485 952	Sale	4,858.88	1,575 Ordinary shares	1,575
Tuesday, 28 June 2016	CBA Equities Limited ACN 003 485 952	Sale	5,553.00	1,800 Ordinary shares	1,800
Tuesday, 28 June 2016	CBA Equities Limited ACN 003 485 952	Sale	19,837.80	6,420 Ordinary shares	6,420
Tuesday, 28 June 2016	CBA Equities Limited ACN 003 485 952	Sale	3,334.72	1,088 Ordinary shares	1,088
Tuesday, 28 June 2016	CBA Equities Limited ACN 003 485 952	Sale	58.05	19 Ordinary shares	19
Tuesday, 28 June 2016	CBA Equities Limited ACN 003 485 952	Sale	9,790.50	3,210 Ordinary shares	3,210
Tuesday, 28 June 2016	CBA Equities Limited ACN 003 485 952	Sale	39.32	13 Ordinary shares	13
Tuesday, 28 June 2016	CBA Equities Limited ACN 003 485 952	Sale	24,213.60	7,965 Ordinary shares	7,965
Friday, 24 June 2016	CBA Equities Limited ACN 003	Purchase	4,999.32	1,543 Ordinary shares	1,543

	485 952				
Friday, 24 June 2016	CBA Equities Limited ACN 003 485 952	Purchase	10,400.40	3,210 Ordinary shares	3,210
Tuesday, 28 June 2016	CBA Equities Limited ACN 003 485 952	Sale	10,111.50	3,210 Ordinary shares	3,210
Tuesday, 28 June 2016	CBA Equities Limited ACN 003 485 952	Sale	4,589.55	1,457 Ordinary shares	1,457
Tuesday, 28 June 2016	CBA Equities Limited ACN 003 485 952	Sale	5,521.95	1,753 Ordinary shares	1,753
Tuesday, 28 June 2016	CBA Equities Limited ACN 003 485 952	Sale	10,079.40	3,210 Ordinary shares	3,210
Tuesday, 28 June 2016	CBA Equities Limited ACN 003 485 952	Sale	19,747.00	6,370 Ordinary shares	6,370
Tuesday, 28 June 2016	CBA Equities Limited ACN 003 485 952	Sale	7,630.59	2,434 Ordinary shares	2,434
Tuesday, 28 June 2016	CBA Equities Limited ACN 003 485 952	Sale	699.47	226 Ordinary shares	226
Tuesday, 28 June 2016	CBA Equities Limited ACN 003 485 952	Sale	3,658.29	1,182 Ordinary shares	1,182
Friday, 24 June 2016	CBA Equities Limited ACN 003 485 952	Purchase	9,886.80	3,210 Ordinary shares	3,210
Tuesday, 28 June 2016	CBA Equities Limited ACN 003 485 952	Sale	10,079.40	3,210 Ordinary shares	3,210
Tuesday, 28 June 2016	CBA Equities Limited ACN 003 485 952	Sale	10,207.80	3,210 Ordinary shares	3,210
Tuesday, 28 June 2016	CBA Equities Limited ACN 003 485 952	Sale	10,207.80	3,210 Ordinary shares	3,210
Tuesday, 28 June 2016	CBA Equities Limited ACN 003	Sale	15.63	5 Ordinary shares	5

	485 952				
Tuesday, 28 June 2016	CBA Equities Limited ACN 003 485 952	Sale	1,959.38	627 Ordinary shares	627
Tuesday, 28 June 2016	CBA Equities Limited ACN 003 485 952	Sale	247.66	79 Ordinary shares	79
Tuesday, 28 June 2016	CBA Equities Limited ACN 003 485 952	Sale	200.64	64 Ordinary shares	64
Tuesday, 28 June 2016	CBA Equities Limited ACN 003 485 952	Sale	310.36	99 Ordinary shares	99
Tuesday, 28 June 2016	CBA Equities Limited ACN 003 485 952	Sale	250.80	80 Ordinary shares	80
Tuesday, 28 June 2016	CBA Equities Limited ACN 003 485 952	Sale	5,435.52	1,788 Ordinary shares	1,788
Tuesday, 28 June 2016	CBA Equities Limited ACN 003 485 952	Sale	9,726.30	3,210 Ordinary shares	3,210
Tuesday, 28 June 2016	CBA Equities Limited ACN 003 485 952	Sale	4,376.75	1,435 Ordinary shares	1,435
Tuesday, 28 June 2016	CBA Equities Limited ACN 003 485 952	Sale	2,623.00	860 Ordinary shares	860
Tuesday, 28 June 2016	CBA Equities Limited ACN 003 485 952	Sale	6,395.85	2,097 Ordinary shares	2,097
Tuesday, 28 June 2016	CBA Equities Limited ACN 003 485 952	Sale	1,808.65	593 Ordinary shares	593
Friday, 24 June 2016	CBA Equities Limited ACN 003 485 952	Purchase	9,945.00	3,250 Ordinary shares	3,250
Tuesday, 28 June 2016	CBA Equities Limited ACN 003 485 952	Sale	49,106.88	16,048 Ordinary shares	16,048
Tuesday, 28 June 2016	CBA Equities Limited ACN 003	Sale	19,548.90	6,420 Ordinary shares	6,420

	485 952				
Tuesday, 28 June 2016	CBA Equities Limited ACN 003 485 952	Sale	246.64	81 Ordinary shares	81
Tuesday, 28 June 2016	CBA Equities Limited ACN 003 485 952	Sale	200.97	66 Ordinary shares	66
Tuesday, 28 June 2016	CBA Equities Limited ACN 003 485 952	Sale	161.38	53 Ordinary shares	53
Tuesday, 28 June 2016	CBA Equities Limited ACN 003 485 952	Sale	4,607.09	1,513 Ordinary shares	1,513
Tuesday, 28 June 2016	CBA Equities Limited ACN 003 485 952	Sale	2,171.09	713 Ordinary shares	713
Tuesday, 28 June 2016	CBA Equities Limited ACN 003 485 952	Sale	1,458.56	479 Ordinary shares	479
Tuesday, 28 June 2016	CBA Equities Limited ACN 003 485 952	Sale	4,119.89	1,353 Ordinary shares	1,353
Tuesday, 28 June 2016	CBA Equities Limited ACN 003 485 952	Sale	6,141.76	2,017 Ordinary shares	2,017
Tuesday, 28 June 2016	CBA Equities Limited ACN 003 485 952	Sale	19,581.00	6,420 Ordinary shares	6,420
Tuesday, 28 June 2016	CBA Equities Limited ACN 003 485 952	Sale	15,316.35	5,030 Ordinary shares	5,030
Tuesday, 28 June 2016	CBA Equities Limited ACN 003 485 952	Sale	4,322.88	1,422 Ordinary shares	1,422
Wednesday, 29 June 2016	CBA Equities Limited ACN 003 485 952	Sale	15,039.90	4,915 Ordinary shares	4,915
Wednesday, 29 June 2016	CBA Equities Limited ACN 003 485 952	Sale	9,903.45	3,205 Ordinary shares	3,205
Wednesday, 29 June 2016	CBA Equities Limited ACN 003	Sale	9,935.50	3,205 Ordinary shares	3,205

	485 952				
Monday, 27 June 2016	CBA Equities Limited ACN 003 485 952	Purchase	2,013.25	659 Ordinary shares	659
Monday, 27 June 2016	CBA Equities Limited ACN 003 485 952	Purchase	6.11	2 Ordinary shares	2
Monday, 27 June 2016	CBA Equities Limited ACN 003 485 952	Purchase	418.54	137 Ordinary shares	137
Monday, 27 June 2016	CBA Equities Limited ACN 003 485 952	Purchase	7,894.12	2,584 Ordinary shares	2,584
Monday, 27 June 2016	CBA Equities Limited ACN 003 485 952	Purchase	9,791.27	3,205 Ordinary shares	3,205
Monday, 27 June 2016	CBA Equities Limited ACN 003 485 952	Purchase	11,320.08	3,736 Ordinary shares	3,736
Monday, 27 June 2016	CBA Equities Limited ACN 003 485 952	Purchase	19,501.60	6,415 Ordinary shares	6,415
Wednesday, 29 June 2016	CBA Equities Limited ACN 003 485 952	Sale	5,000.04	1,634 Ordinary shares	1,634
Monday, 27 June 2016	CBA Equities Limited ACN 003 485 952	Purchase	1,445.02	473 Ordinary shares	473
Monday, 27 June 2016	CBA Equities Limited ACN 003 485 952	Purchase	452.14	148 Ordinary shares	148
Monday, 27 June 2016	CBA Equities Limited ACN 003 485 952	Purchase	19,597.83	6,415 Ordinary shares	6,415
Monday, 27 June 2016	CBA Equities Limited ACN 003 485 952	Purchase	1,551.94	508 Ordinary shares	508
Wednesday, 29 June 2016	CBA Equities Limited ACN 003 485 952	Sale	9,871.40	3,205 Ordinary shares	3,205
Monday, 27 June 2016	CBA Equities Limited ACN 003	Purchase	25,987.55	8,465 Ordinary shares	8,465

	485 952				
Monday, 27 June 2016	CBA Equities Limited ACN 003 485 952	Purchase	552.96	181 Ordinary shares	181
Monday, 27 June 2016	CBA Equities Limited ACN 003 485 952	Purchase	7,655.83	2,506 Ordinary shares	2,506
Monday, 27 June 2016	CBA Equities Limited ACN 003 485 952	Purchase	1,487.79	487 Ordinary shares	487
Monday, 27 June 2016	CBA Equities Limited ACN 003 485 952	Purchase	1,390.03	455 Ordinary shares	455
Wednesday, 29 June 2016	CBA Equities Limited ACN 003 485 952	Sale	9,903.45	3,205 Ordinary shares	3,205
Thursday, 30 June 2016	CBA Equities Limited ACN 003 485 952	Sale	18,186.53	6,415 Ordinary shares	6,415
Thursday, 30 June 2016	CBA Equities Limited ACN 003 485 952	Sale	13,887.60	4,890 Ordinary shares	4,890
Thursday, 30 June 2016	CBA Equities Limited ACN 003 485 952	Sale	285.61	99 Ordinary shares	99
Thursday, 30 June 2016	CBA Equities Limited ACN 003 485 952	Sale	147.13	51 Ordinary shares	51
Thursday, 30 June 2016	CBA Equities Limited ACN 003 485 952	Sale	230.80	80 Ordinary shares	80
Thursday, 30 June 2016	CBA Equities Limited ACN 003 485 952	Sale	1,289.59	447 Ordinary shares	447
Thursday, 30 June 2016	CBA Equities Limited ACN 003 485 952	Sale	1,295.37	449 Ordinary shares	449
Thursday, 30 June 2016	CBA Equities Limited ACN 003 485 952	Sale	1,289.59	447 Ordinary shares	447
Thursday, 30 June 2016	CBA Equities Limited ACN 003	Sale	9,262.45	3,205 Ordinary shares	3,205

	485 952				
Thursday, 30 June 2016	CBA Equities Limited ACN 003 485 952	Sale	9,038.10	3,205 Ordinary shares	3,205
Thursday, 30 June 2016	CBA Equities Limited ACN 003 485 952	Sale	9,134.25	3,205 Ordinary shares	3,205
Thursday, 30 June 2016	CBA Equities Limited ACN 003 485 952	Sale	13,531.40	4,723 Ordinary shares	4,723
Thursday, 30 June 2016	CBA Equities Limited ACN 003 485 952	Sale	13,819.05	4,815 Ordinary shares	4,815
Tuesday, 28 June 2016	CBA Equities Limited ACN 003 485 952	Purchase	9,198.35	3,205 Ordinary shares	3,205
Thursday, 30 June 2016	CBA Equities Limited ACN 003 485 952	Sale	551.03	191 Ordinary shares	191
Thursday, 30 June 2016	CBA Equities Limited ACN 003 485 952	Sale	1,315.56	456 Ordinary shares	456
Thursday, 30 June 2016	CBA Equities Limited ACN 003 485 952	Sale	1,529.05	530 Ordinary shares	530
Thursday, 30 June 2016	CBA Equities Limited ACN 003 485 952	Sale	204.83	71 Ordinary shares	71
Thursday, 30 June 2016	CBA Equities Limited ACN 003 485 952	Sale	1,125.15	390 Ordinary shares	390
Thursday, 30 June 2016	CBA Equities Limited ACN 003 485 952	Sale	300.04	104 Ordinary shares	104
Thursday, 30 June 2016	CBA Equities Limited ACN 003 485 952	Sale	1,254.97	435 Ordinary shares	435
Thursday, 30 June 2016	CBA Equities Limited ACN 003 485 952	Sale	204.83	71 Ordinary shares	71
Thursday, 30 June 2016	CBA Equities Limited ACN 003	Sale	1,791.58	621 Ordinary shares	621

	485 952				
Thursday, 30 June 2016	CBA Equities Limited ACN 003 485 952	Sale	1,350.18	468 Ordinary shares	468
Thursday, 30 June 2016	CBA Equities Limited ACN 003 485 952	Sale	15,002.00	5,200 Ordinary shares	5,200
Thursday, 30 June 2016	CBA Equities Limited ACN 003 485 952	Sale	54.81	19 Ordinary shares	19
Thursday, 30 June 2016	CBA Equities Limited ACN 003 485 952	Sale	11,744.64	4,078 Ordinary shares	4,078
Thursday, 30 June 2016	CBA Equities Limited ACN 003 485 952	Sale	2,791.63	971 Ordinary shares	971
Thursday, 30 June 2016	CBA Equities Limited ACN 003 485 952	Sale	293.25	102 Ordinary shares	102
Thursday, 30 June 2016	CBA Equities Limited ACN 003 485 952	Sale	14.38	5 Ordinary shares	5
Thursday, 30 June 2016	CBA Equities Limited ACN 003 485 952	Sale	3,777.75	1,314 Ordinary shares	1,314
Thursday, 30 June 2016	CBA Equities Limited ACN 003 485 952	Sale	209.88	73 Ordinary shares	73
Thursday, 30 June 2016	CBA Equities Limited ACN 003 485 952	Sale	63.25	22 Ordinary shares	22
Thursday, 30 June 2016	CBA Equities Limited ACN 003 485 952	Sale	448.50	156 Ordinary shares	156
Thursday, 30 June 2016	CBA Equities Limited ACN 003 485 952	Sale	1,155.75	402 Ordinary shares	402
Thursday, 30 June 2016	CBA Equities Limited ACN 003 485 952	Sale	494.50	172 Ordinary shares	172
Thursday, 30 June 2016	CBA Equities Limited ACN 003	Sale	23.00	8 Ordinary shares	8

	485 952				
Thursday, 30 June 2016	CBA Equities Limited ACN 003 485 952	Sale	641.13	223 Ordinary shares	223
Thursday, 30 June 2016	CBA Equities Limited ACN 003 485 952	Sale	14,021.50	4,835 Ordinary shares	4,835
Thursday, 30 June 2016	CBA Equities Limited ACN 003 485 952	Sale	865.38	301 Ordinary shares	301
Thursday, 30 June 2016	CBA Equities Limited ACN 003 485 952	Sale	1,227.63	427 Ordinary shares	427
Thursday, 30 June 2016	CBA Equities Limited ACN 003 485 952	Sale	3,524.75	1,226 Ordinary shares	1,226
Thursday, 30 June 2016	CBA Equities Limited ACN 003 485 952	Sale	1,060.88	369 Ordinary shares	369
Thursday, 30 June 2016	CBA Equities Limited ACN 003 485 952	Sale	3,473.00	1,208 Ordinary shares	1,208
Thursday, 30 June 2016	CBA Equities Limited ACN 003 485 952	Sale	1,785.38	621 Ordinary shares	621
Thursday, 30 June 2016	CBA Equities Limited ACN 003 485 952	Sale	89.13	31 Ordinary shares	31
Thursday, 30 June 2016	CBA Equities Limited ACN 003 485 952	Sale	595.13	207 Ordinary shares	207
Thursday, 30 June 2016	CBA Equities Limited ACN 003 485 952	Sale	922.88	321 Ordinary shares	321
Thursday, 30 June 2016	CBA Equities Limited ACN 003 485 952	Sale	3,498.88	1,217 Ordinary shares	1,217
Thursday, 30 June 2016	CBA Equities Limited ACN 003 485 952	Sale	1,693.38	589 Ordinary shares	589
Thursday, 30 June 2016	CBA Equities Limited ACN 003 485 952	Sale	460.00	160 Ordinary shares	160

	485 952				
Thursday, 30 June 2016	CBA Equities Limited ACN 003 485 952	Sale	813.63	283 Ordinary shares	283
Thursday, 30 June 2016	CBA Equities Limited ACN 003 485 952	Sale	207.00	72 Ordinary shares	72
Thursday, 30 June 2016	CBA Equities Limited ACN 003 485 952	Sale	1,394.38	485 Ordinary shares	485
Thursday, 30 June 2016	CBA Equities Limited ACN 003 485 952	Sale	3,542.00	1,232 Ordinary shares	1,232
Thursday, 30 June 2016	CBA Equities Limited ACN 003 485 952	Sale	316.25	110 Ordinary shares	110
Thursday, 30 June 2016	CBA Equities Limited ACN 003 485 952	Sale	753.25	262 Ordinary shares	262
Thursday, 30 June 2016	CBA Equities Limited ACN 003 485 952	Sale	1,026.38	357 Ordinary shares	357
Thursday, 30 June 2016	CBA Equities Limited ACN 003 485 952	Sale	572.13	199 Ordinary shares	199
Thursday, 30 June 2016	CBA Equities Limited ACN 003 485 952	Sale	215.63	75 Ordinary shares	75
Thursday, 30 June 2016	CBA Equities Limited ACN 003 485 952	Sale	89.13	31 Ordinary shares	31
Thursday, 30 June 2016	CBA Equities Limited ACN 003 485 952	Sale	276.00	96 Ordinary shares	96
Thursday, 30 June 2016	CBA Equities Limited ACN 003 485 952	Sale	3,245.88	1,129 Ordinary shares	1,129
Thursday, 30 June 2016	CBA Equities Limited ACN 003 485 952	Sale	710.13	247 Ordinary shares	247
Thursday, 30 June 2016	CBA Equities Limited ACN 003	Sale	1,472.00	512 Ordinary shares	512

	485 952				
Thursday, 30 June 2016	CBA Equities Limited ACN 003 485 952	Sale	1,167.25	406 Ordinary shares	406
Thursday, 30 June 2016	CBA Equities Limited ACN 003 485 952	Sale	221.38	77 Ordinary shares	77
Thursday, 30 June 2016	CBA Equities Limited ACN 003 485 952	Sale	1,052.25	366 Ordinary shares	366
Thursday, 30 June 2016	CBA Equities Limited ACN 003 485 952	Sale	345.00	120 Ordinary shares	120
Thursday, 30 June 2016	CBA Equities Limited ACN 003 485 952	Sale	1,365.63	475 Ordinary shares	475
Thursday, 30 June 2016	CBA Equities Limited ACN 003 485 952	Sale	146.63	51 Ordinary shares	51
Thursday, 30 June 2016	CBA Equities Limited ACN 003 485 952	Sale	209.88	73 Ordinary shares	73
Thursday, 30 June 2016	CBA Equities Limited ACN 003 485 952	Sale	7,498.05	2,590 Ordinary shares	2,590
Thursday, 30 June 2016	CBA Equities Limited ACN 003 485 952	Sale	233.68	81 Ordinary shares	81
Thursday, 30 June 2016	CBA Equities Limited ACN 003 485 952	Sale	1,932.95	670 Ordinary shares	670
Thursday, 30 June 2016	CBA Equities Limited ACN 003 485 952	Sale	268.31	93 Ordinary shares	93
Thursday, 30 June 2016	CBA Equities Limited ACN 003 485 952	Sale	767.41	266 Ordinary shares	266
Thursday, 30 June 2016	CBA Equities Limited ACN 003 485 952	Sale	767.41	266 Ordinary shares	266
Thursday, 30 June 2016	CBA Equities Limited ACN 003	Sale	1,526.17	529 Ordinary shares	529

	485 952				
Thursday, 30 June 2016	CBA Equities Limited ACN 003 485 952	Sale	106.74	37 Ordinary shares	37
Thursday, 30 June 2016	CBA Equities Limited ACN 003 485 952	Sale	3,623.56	1,256 Ordinary shares	1,256
Thursday, 30 June 2016	CBA Equities Limited ACN 003 485 952	Sale	706.82	245 Ordinary shares	245
Thursday, 30 June 2016	CBA Equities Limited ACN 003 485 952	Sale	1,407.88	488 Ordinary shares	488
Thursday, 30 June 2016	CBA Equities Limited ACN 003 485 952	Sale	3,144.65	1,090 Ordinary shares	1,090
Thursday, 30 June 2016	CBA Equities Limited ACN 003 485 952	Sale	8,080.88	2,801 Ordinary shares	2,801
Thursday, 30 June 2016	CBA Equities Limited ACN 003 485 952	Sale	1,254.97	435 Ordinary shares	435
Thursday, 30 June 2016	CBA Equities Limited ACN 003 485 952	Sale	969.36	336 Ordinary shares	336
Thursday, 30 June 2016	CBA Equities Limited ACN 003 485 952	Sale	432.75	150 Ordinary shares	150
Thursday, 30 June 2016	CBA Equities Limited ACN 003 485 952	Sale	158.67	55 Ordinary shares	55
Friday, 1 July 2016	CBA Equities Limited ACN 003 485 952	Sale	440.04	152 Ordinary shares	152
Friday, 1 July 2016	CBA Equities Limited ACN 003 485 952	Sale	273.13	95 Ordinary shares	95
Friday, 1 July 2016	CBA Equities Limited ACN 003 485 952	Sale	4,873.13	1,695 Ordinary shares	1,695
Friday, 1 July 2016	CBA Equities Limited ACN 003	Sale	241.50	84 Ordinary shares	84

	485 952				
Friday, 1 July 2016	CBA Equities Limited ACN 003 485 952	Sale	158.13	55 Ordinary shares	55
Friday, 1 July 2016	CBA Equities Limited ACN 003 485 952	Sale	146.63	51 Ordinary shares	51
Friday, 1 July 2016	CBA Equities Limited ACN 003 485 952	Sale	238.63	83 Ordinary shares	83
Friday, 1 July 2016	CBA Equities Limited ACN 003 485 952	Sale	9,982.00	3,472 Ordinary shares	3,472
Friday, 1 July 2016	CBA Equities Limited ACN 003 485 952	Sale	7,745.25	2,694 Ordinary shares	2,694
Friday, 1 July 2016	CBA Equities Limited ACN 003 485 952	Sale	48.88	17 Ordinary shares	17
Friday, 1 July 2016	CBA Equities Limited ACN 003 485 952	Sale	2.88	1 Ordinary shares	1
Friday, 1 July 2016	CBA Equities Limited ACN 003 485 952	Sale	60.38	21 Ordinary shares	21
Friday, 1 July 2016	CBA Equities Limited ACN 003 485 952	Sale	152.38	53 Ordinary shares	53
Friday, 1 July 2016	CBA Equities Limited ACN 003 485 952	Sale	28.75	10 Ordinary shares	10
Friday, 1 July 2016	CBA Equities Limited ACN 003 485 952	Sale	31.63	11 Ordinary shares	11
Friday, 1 July 2016	CBA Equities Limited ACN 003 485 952	Sale	1,601.54	559 Ordinary shares	559
Friday, 1 July 2016	CBA Equities Limited ACN 003 485 952	Sale	8,024.87	2,801 Ordinary shares	2,801
Friday, 1 July 2016	CBA Equities Limited ACN 003	Sale	146.12	51 Ordinary shares	51

	485 952				
Friday, 1 July 2016	CBA Equities Limited ACN 003 485 952	Sale	160.44	56 Ordinary shares	56
Friday, 1 July 2016	CBA Equities Limited ACN 003 485 952	Sale	91.68	32 Ordinary shares	32
Friday, 1 July 2016	CBA Equities Limited ACN 003 485 952	Sale	177.63	62 Ordinary shares	62
Friday, 1 July 2016	CBA Equities Limited ACN 003 485 952	Sale	74.49	26 Ordinary shares	26
Friday, 1 July 2016	CBA Equities Limited ACN 003 485 952	Sale	2,165.94	756 Ordinary shares	756
Friday, 1 July 2016	CBA Equities Limited ACN 003 485 952	Sale	5,208.00	1,736 Ordinary shares	1,736
Friday, 1 July 2016	CBA Equities Limited ACN 003 485 952	Sale	1,518.71	521 Ordinary shares	521
Friday, 1 July 2016	CBA Equities Limited ACN 003 485 952	Sale	1,050.89	363 Ordinary shares	363
Friday, 1 July 2016	CBA Equities Limited ACN 003 485 952	Sale	18,603.50	6,415 Ordinary shares	6,415
Friday, 1 July 2016	CBA Equities Limited ACN 003 485 952	Sale	9,647.50	3,321 Ordinary shares	3,321
Friday, 1 July 2016	CBA Equities Limited ACN 003 485 952	Sale	143.25	50 Ordinary shares	50
Friday, 1 July 2016	CBA Equities Limited ACN 003 485 952	Sale	146.12	51 Ordinary shares	51
Friday, 1 July 2016	CBA Equities Limited ACN 003 485 952	Sale	1,137.41	397 Ordinary shares	397
Friday, 1 July 2016	CBA Equities Limited ACN 003	Sale	60.17	21 Ordinary shares	21

	485 952				
Friday, 1 July 2016	CBA Equities Limited ACN 003 485 952	Sale	88.50	31 Ordinary shares	31
Friday, 1 July 2016	CBA Equities Limited ACN 003 485 952	Sale	1,184.83	415 Ordinary shares	415
Friday, 1 July 2016	CBA Equities Limited ACN 003 485 952	Sale	2,626.60	920 Ordinary shares	920
Friday, 1 July 2016	CBA Equities Limited ACN 003 485 952	Sale	62.81	22 Ordinary shares	22
Friday, 1 July 2016	CBA Equities Limited ACN 003 485 952	Sale	62.81	22 Ordinary shares	22
Friday, 1 July 2016	CBA Equities Limited ACN 003 485 952	Sale	148.46	52 Ordinary shares	52
Friday, 1 July 2016	CBA Equities Limited ACN 003 485 952	Sale	77.08	27 Ordinary shares	27
Friday, 1 July 2016	CBA Equities Limited ACN 003 485 952	Sale	59.95	21 Ordinary shares	21
Friday, 1 July 2016	CBA Equities Limited ACN 003 485 952	Sale	45.68	16 Ordinary shares	16
Friday, 1 July 2016	CBA Equities Limited ACN 003 485 952	Sale	842.23	295 Ordinary shares	295
Friday, 1 July 2016	CBA Equities Limited ACN 003 485 952	Sale	334.04	117 Ordinary shares	117
Friday, 1 July 2016	CBA Equities Limited ACN 003 485 952	Sale	712.14	249 Ordinary shares	249
Friday, 1 July 2016	CBA Equities Limited ACN 003 485 952	Sale	8,837.40	3,090 Ordinary shares	3,090
Friday, 1 July 2016	CBA Equities Limited ACN 003	Sale	697.84	244 Ordinary shares	244

	485 952				
Friday, 1 July 2016	CBA Equities Limited ACN 003 485 952	Sale	2,468.18	863 Ordinary shares	863
Friday, 1 July 2016	CBA Equities Limited ACN 003 485 952	Sale	697.84	244 Ordinary shares	244
Friday, 1 July 2016	CBA Equities Limited ACN 003 485 952	Sale	529.10	185 Ordinary shares	185
Friday, 1 July 2016	CBA Equities Limited ACN 003 485 952	Sale	3,536.85	1,241 Ordinary shares	1,241
Friday, 1 July 2016	CBA Equities Limited ACN 003 485 952	Sale	19,328.70	6,782 Ordinary shares	6,782
Friday, 1 July 2016	CBA Equities Limited ACN 003 485 952	Sale	3,288.90	1,154 Ordinary shares	1,154
Friday, 1 July 2016	CBA Equities Limited ACN 003 485 952	Sale	17,365.05	6,093 Ordinary shares	6,093
Friday, 1 July 2016	CBA Equities Limited ACN 003 485 952	Sale	225.54	79 Ordinary shares	79
Friday, 1 July 2016	CBA Equities Limited ACN 003 485 952	Sale	1,090.61	382 Ordinary shares	382
Friday, 1 July 2016	CBA Equities Limited ACN 003 485 952	Sale	208.41	73 Ordinary shares	73
Friday, 1 July 2016	CBA Equities Limited ACN 003 485 952	Sale	382.57	134 Ordinary shares	134
Friday, 1 July 2016	CBA Equities Limited ACN 003 485 952	Sale	536.74	188 Ordinary shares	188
Friday, 1 July 2016	CBA Equities Limited ACN 003 485 952	Sale	262.66	92 Ordinary shares	92
Friday, 1 July 2016	CBA Equities Limited ACN 003	Sale	1,050.64	368 Ordinary shares	368

	485 952				
Friday, 1 July 2016	CBA Equities Limited ACN 003 485 952	Sale	8.56	3 Ordinary shares	3
Friday, 1 July 2016	CBA Equities Limited ACN 003 485 952	Sale	5.71	2 Ordinary shares	2
Friday, 1 July 2016	CBA Equities Limited ACN 003 485 952	Sale	16,150.50	5,550 Ordinary shares	5,550
Friday, 1 July 2016	CBA Equities Limited ACN 003 485 952	Sale	7,008.80	2,421 Ordinary shares	2,421
Friday, 1 July 2016	CBA Equities Limited ACN 003 485 952	Sale	2,735.78	945 Ordinary shares	945
Friday, 1 July 2016	CBA Equities Limited ACN 003 485 952	Sale	52.11	18 Ordinary shares	18
Friday, 1 July 2016	CBA Equities Limited ACN 003 485 952	Sale	202.65	70 Ordinary shares	70
Friday, 1 July 2016	CBA Equities Limited ACN 003 485 952	Sale	524.00	181 Ordinary shares	181
Friday, 1 July 2016	CBA Equities Limited ACN 003 485 952	Sale	1,902.02	657 Ordinary shares	657
Friday, 1 July 2016	CBA Equities Limited ACN 003 485 952	Sale	162.12	56 Ordinary shares	56
Friday, 1 July 2016	CBA Equities Limited ACN 003 485 952	Sale	37.63	13 Ordinary shares	13
Friday, 1 July 2016	CBA Equities Limited ACN 003 485 952	Sale	8.69	3 Ordinary shares	3
Friday, 1 July 2016	CBA Equities Limited ACN 003 485 952	Sale	518.21	179 Ordinary shares	179
Friday, 1 July 2016	CBA Equities Limited ACN 003	Sale	697.70	241 Ordinary shares	241

	485 952				
Friday, 1 July 2016	CBA Equities Limited ACN 003 485 952	Sale	4,212.23	1,455 Ordinary shares	1,455
Friday, 1 July 2016	CBA Equities Limited ACN 003 485 952	Sale	46.32	16 Ordinary shares	16
Friday, 1 July 2016	CBA Equities Limited ACN 003 485 952	Sale	196.86	68 Ordinary shares	68
Friday, 1 July 2016	CBA Equities Limited ACN 003 485 952	Sale	486.36	168 Ordinary shares	168
Friday, 1 July 2016	CBA Equities Limited ACN 003 485 952	Sale	613.74	212 Ordinary shares	212
Friday, 1 July 2016	CBA Equities Limited ACN 003 485 952	Sale	541.37	187 Ordinary shares	187
Friday, 1 July 2016	CBA Equities Limited ACN 003 485 952	Sale	31.84	11 Ordinary shares	11
Friday, 1 July 2016	CBA Equities Limited ACN 003 485 952	Sale	535.58	185 Ordinary shares	185
Friday, 1 July 2016	CBA Equities Limited ACN 003 485 952	Sale	521.10	180 Ordinary shares	180
Friday, 1 July 2016	CBA Equities Limited ACN 003 485 952	Sale	422.67	146 Ordinary shares	146
Friday, 1 July 2016	CBA Equities Limited ACN 003 485 952	Sale	237.39	82 Ordinary shares	82
Friday, 1 July 2016	CBA Equities Limited ACN 003 485 952	Sale	191.07	66 Ordinary shares	66
Friday, 1 July 2016	CBA Equities Limited ACN 003 485 952	Sale	162.12	56 Ordinary shares	56
Friday, 1 July 2016	CBA Equities Limited ACN 003	Sale	2,993.43	1,034 Ordinary shares	1,034

	485 952				
Friday, 1 July 2016	CBA Equities Limited ACN 003 485 952	Sale	531.03	186 Ordinary shares	186
Friday, 1 July 2016	CBA Equities Limited ACN 003 485 952	Sale	456.80	160 Ordinary shares	160
Friday, 1 July 2016	CBA Equities Limited ACN 003 485 952	Sale	385.04	133 Ordinary shares	133
Friday, 1 July 2016	CBA Equities Limited ACN 003 485 952	Sale	185.28	64 Ordinary shares	64
Friday, 1 July 2016	CBA Equities Limited ACN 003 485 952	Sale	150.54	52 Ordinary shares	52
Monday, 4 July 2016	CBA Equities Limited ACN 003 485 952	Sale	5,086.60	1,754 Ordinary shares	1,754
Monday, 4 July 2016	CBA Equities Limited ACN 003 485 952	Sale	9,358.60	3,205 Ordinary shares	3,205
Thursday, 30 June 2016	CBA Equities Limited ACN 003 485 952	Purchase	9,550.90	3,205 Ordinary shares	3,205
Thursday, 30 June 2016	CBA Equities Limited ACN 003 485 952	Purchase	16,319.40	5,532 Ordinary shares	5,532
Thursday, 30 June 2016	CBA Equities Limited ACN 003 485 952	Purchase	2,436.08	823 Ordinary shares	823
Thursday, 30 June 2016	CBA Equities Limited ACN 003 485 952	Purchase	23,810.49	8,017 Ordinary shares	8,017
Thursday, 30 June 2016	CBA Equities Limited ACN 003 485 952	Purchase	94,098.51	31,683 Ordinary shares	31,683
Thursday, 30 June 2016	CBA Equities Limited ACN 003 485 952	Purchase	14,456.65	4,835 Ordinary shares	4,835
Friday, 1 July 2016	CBA Equities Limited ACN 003	Purchase	9,470.19	3,162 Ordinary shares	3,162

	485 952				
Friday, 1 July 2016	CBA Equities Limited ACN 003 485 952	Purchase	1,871.88	625 Ordinary shares	625
Friday, 1 July 2016	CBA Equities Limited ACN 003 485 952	Purchase	1,731.11	578 Ordinary shares	578
Friday, 1 July 2016	CBA Equities Limited ACN 003 485 952	Purchase	326.45	109 Ordinary shares	109
Friday, 1 July 2016	CBA Equities Limited ACN 003 485 952	Purchase	359.40	120 Ordinary shares	120
Friday, 1 July 2016	CBA Equities Limited ACN 003 485 952	Purchase	23,770.50	7,950 Ordinary shares	7,950
Tuesday, 5 July 2016	CBA Equities Limited ACN 003 485 952	Sale	2,517.58	842 Ordinary shares	842
Tuesday, 5 July 2016	CBA Equities Limited ACN 003 485 952	Sale	17.94	6 Ordinary shares	6
Tuesday, 5 July 2016	CBA Equities Limited ACN 003 485 952	Sale	2,430.87	813 Ordinary shares	813
Friday, 1 July 2016	CBA Equities Limited ACN 003 485 952	Purchase	14,764.05	4,905 Ordinary shares	4,905
Friday, 1 July 2016	CBA Equities Limited ACN 003 485 952	Purchase	71,157.24	23,562 Ordinary shares	23,562
Friday, 1 July 2016	CBA Equities Limited ACN 003 485 952	Purchase	8,353.32	2,766 Ordinary shares	2,766
Friday, 1 July 2016	CBA Equities Limited ACN 003 485 952	Purchase	827.48	274 Ordinary shares	274
Friday, 1 July 2016	CBA Equities Limited ACN 003 485 952	Purchase	1,679.12	556 Ordinary shares	556
Wednesday, 6 July 2016	CBA Equities Limited ACN 003	Sale	5,017.68	1,656 Ordinary shares	1,656

	485 952				
Monday, 4 July 2016	CBA Equities Limited ACN 003 485 952	Purchase	23,889.75	7,950 Ordinary shares	7,950
Monday, 4 July 2016	CBA Equities Limited ACN 003 485 952	Purchase	5,018.35	1,670 Ordinary shares	1,670
Monday, 4 July 2016	CBA Equities Limited ACN 003 485 952	Purchase	75.13	25 Ordinary shares	25
Monday, 4 July 2016	CBA Equities Limited ACN 003 485 952	Purchase	1,601.67	533 Ordinary shares	533
Monday, 4 July 2016	CBA Equities Limited ACN 003 485 952	Purchase	1,607.68	535 Ordinary shares	535
Monday, 4 July 2016	CBA Equities Limited ACN 003 485 952	Purchase	216.36	72 Ordinary shares	72
Monday, 4 July 2016	CBA Equities Limited ACN 003 485 952	Purchase	459.76	153 Ordinary shares	153
Monday, 4 July 2016	CBA Equities Limited ACN 003 485 952	Purchase	246.41	82 Ordinary shares	82
Monday, 4 July 2016	CBA Equities Limited ACN 003 485 952	Purchase	3,831.38	1,275 Ordinary shares	1,275
Monday, 4 July 2016	CBA Equities Limited ACN 003 485 952	Purchase	1,568.61	522 Ordinary shares	522
Monday, 4 July 2016	CBA Equities Limited ACN 003 485 952	Purchase	15,632.01	5,202 Ordinary shares	5,202
Monday, 4 July 2016	CBA Equities Limited ACN 003 485 952	Purchase	15,220.32	5,065 Ordinary shares	5,065
Monday, 4 July 2016	CBA Equities Limited ACN 003 485 952	Purchase	23,715.00	7,905 Ordinary shares	7,905
Monday, 4 July 2016	CBA Equities Limited ACN 003	Purchase	19,262.05	6,410 Ordinary shares	6,410

	485 952				
Tuesday, 5 July 2016	CBA Equities Limited ACN 003 485 952	Purchase	3,230.67	1,097 Ordinary shares	1,097
Tuesday, 5 July 2016	CBA Equities Limited ACN 003 485 952	Purchase	1,178.00	400 Ordinary shares	400
Tuesday, 5 July 2016	CBA Equities Limited ACN 003 485 952	Purchase	1,210.40	411 Ordinary shares	411
Tuesday, 5 July 2016	CBA Equities Limited ACN 003 485 952	Purchase	362.23	123 Ordinary shares	123
Tuesday, 5 July 2016	CBA Equities Limited ACN 003 485 952	Purchase	1,961.37	666 Ordinary shares	666
Tuesday, 5 July 2016	CBA Equities Limited ACN 003 485 952	Purchase	268.00	91 Ordinary shares	91
Tuesday, 5 July 2016	CBA Equities Limited ACN 003 485 952	Purchase	2,429.63	825 Ordinary shares	825
Tuesday, 5 July 2016	CBA Equities Limited ACN 003 485 952	Purchase	350.45	119 Ordinary shares	119
Tuesday, 5 July 2016	CBA Equities Limited ACN 003 485 952	Purchase	250.32	85 Ordinary shares	85
Tuesday, 5 July 2016	CBA Equities Limited ACN 003 485 952	Purchase	2,273.54	772 Ordinary shares	772
Tuesday, 5 July 2016	CBA Equities Limited ACN 003 485 952	Purchase	179.64	61 Ordinary shares	61
Tuesday, 5 July 2016	CBA Equities Limited ACN 003 485 952	Purchase	633.17	215 Ordinary shares	215
Tuesday, 5 July 2016	CBA Equities Limited ACN 003 485 952	Purchase	1,384.15	470 Ordinary shares	470
Tuesday, 5 July 2016	CBA Equities Limited ACN 003	Purchase	1,127.93	383 Ordinary shares	383

	485 952				
Tuesday, 5 July 2016	CBA Equities Limited ACN 003 485 952	Purchase	1,281.07	435 Ordinary shares	435
Tuesday, 5 July 2016	CBA Equities Limited ACN 003 485 952	Purchase	1,488.82	509 Ordinary shares	509
Tuesday, 5 July 2016	CBA Equities Limited ACN 003 485 952	Purchase	1,851.52	633 Ordinary shares	633
Tuesday, 5 July 2016	CBA Equities Limited ACN 003 485 952	Purchase	462.15	158 Ordinary shares	158
Tuesday, 5 July 2016	CBA Equities Limited ACN 003 485 952	Purchase	1,117.35	382 Ordinary shares	382
Tuesday, 5 July 2016	CBA Equities Limited ACN 003 485 952	Purchase	201.82	69 Ordinary shares	69
Tuesday, 5 July 2016	CBA Equities Limited ACN 003 485 952	Purchase	608.40	208 Ordinary shares	208
Tuesday, 5 July 2016	CBA Equities Limited ACN 003 485 952	Purchase	5.85	2 Ordinary shares	2
Tuesday, 5 July 2016	CBA Equities Limited ACN 003 485 952	Purchase	754.65	258 Ordinary shares	258
Tuesday, 5 July 2016	CBA Equities Limited ACN 003 485 952	Purchase	149.17	51 Ordinary shares	51
Tuesday, 5 July 2016	CBA Equities Limited ACN 003 485 952	Purchase	12,168.00	4,160 Ordinary shares	4,160
Friday, 8 July 2016	CBA Equities Limited ACN 003 485 952	Sale	14,293.40	4,895 Ordinary shares	4,895
Friday, 8 July 2016	CBA Equities Limited ACN 003 485 952	Sale	9,358.60	3,205 Ordinary shares	3,205
Friday, 8 July 2016	CBA Equities Limited ACN 003	Sale	6,157.13	2,105 Ordinary shares	2,105

	485 952				
Friday, 8 July 2016	CBA Equities Limited ACN 003 485 952	Sale	4,197.38	1,435 Ordinary shares	1,435
Friday, 8 July 2016	CBA Equities Limited ACN 003 485 952	Sale	418.27	143 Ordinary shares	143
Friday, 8 July 2016	CBA Equities Limited ACN 003 485 952	Sale	2,293.20	784 Ordinary shares	784
Friday, 8 July 2016	CBA Equities Limited ACN 003 485 952	Sale	4,361.18	1,491 Ordinary shares	1,491
Friday, 8 July 2016	CBA Equities Limited ACN 003 485 952	Sale	23,397.96	8,013 Ordinary shares	8,013
Friday, 8 July 2016	CBA Equities Limited ACN 003 485 952	Sale	8,482.50	2,900 Ordinary shares	2,900
Friday, 8 July 2016	CBA Equities Limited ACN 003 485 952	Sale	307.13	105 Ordinary shares	105
Friday, 8 July 2016	CBA Equities Limited ACN 003 485 952	Sale	134.55	46 Ordinary shares	46
Friday, 8 July 2016	CBA Equities Limited ACN 003 485 952	Sale	9,550.13	3,265 Ordinary shares	3,265
Friday, 8 July 2016	CBA Equities Limited ACN 003 485 952	Sale	4,197.38	1,435 Ordinary shares	1,435
Friday, 8 July 2016	CBA Equities Limited ACN 003 485 952	Sale	14.63	5 Ordinary shares	5
Friday, 8 July 2016	CBA Equities Limited ACN 003 485 952	Sale	111.15	38 Ordinary shares	38
Friday, 8 July 2016	CBA Equities Limited ACN 003 485 952	Sale	64.35	22 Ordinary shares	22
Friday, 8 July 2016	CBA Equities Limited ACN 003	Sale	139,873.84	47,902 Ordinary shares	47,902

	485 952				
Friday, 8 July 2016	CBA Equities Limited ACN 003 485 952	Sale	130.95	45 Ordinary shares	45
Friday, 8 July 2016	CBA Equities Limited ACN 003 485 952	Sale	1,981.71	681 Ordinary shares	681
Friday, 8 July 2016	CBA Equities Limited ACN 003 485 952	Sale	180.42	62 Ordinary shares	62
Friday, 8 July 2016	CBA Equities Limited ACN 003 485 952	Sale	66.93	23 Ordinary shares	23
Friday, 8 July 2016	CBA Equities Limited ACN 003 485 952	Sale	4,644.36	1,596 Ordinary shares	1,596
Friday, 8 July 2016	CBA Equities Limited ACN 003 485 952	Sale	4,484.31	1,541 Ordinary shares	1,541
Friday, 8 July 2016	CBA Equities Limited ACN 003 485 952	Sale	14,006.58	4,805 Ordinary shares	4,805
Friday, 8 July 2016	CBA Equities Limited ACN 003 485 952	Sale	14,030.60	4,805 Ordinary shares	4,805
Friday, 8 July 2016	CBA Equities Limited ACN 003 485 952	Sale	18,685.15	6,410 Ordinary shares	6,410
Friday, 8 July 2016	CBA Equities Limited ACN 003 485 952	Sale	14.55	5 Ordinary shares	5
Friday, 8 July 2016	CBA Equities Limited ACN 003 485 952	Sale	157.14	54 Ordinary shares	54
Monday, 11 July 2016	CBA Equities Limited ACN 003 485 952	Sale	9,550.90	3,205 Ordinary shares	3,205
Monday, 11 July 2016	CBA Equities Limited ACN 003 485 952	Sale	14,219.00	4,820 Ordinary shares	4,820
Monday, 11 July 2016	CBA Equities Limited ACN 003	Sale	9,550.90	3,205 Ordinary shares	3,205

	485 952				
Thursday, 7 July 2016	CBA Equities Limited ACN 003 485 952	Purchase	76.83	26 Ordinary shares	26
Thursday, 7 July 2016	CBA Equities Limited ACN 003 485 952	Purchase	56.15	19 Ordinary shares	19
Thursday, 7 July 2016	CBA Equities Limited ACN 003 485 952	Purchase	82.74	28 Ordinary shares	28
Thursday, 7 July 2016	CBA Equities Limited ACN 003 485 952	Purchase	502.35	170 Ordinary shares	170
Thursday, 7 July 2016	CBA Equities Limited ACN 003 485 952	Purchase	53.19	18 Ordinary shares	18
Thursday, 7 July 2016	CBA Equities Limited ACN 003 485 952	Purchase	67.97	23 Ordinary shares	23
Thursday, 7 July 2016	CBA Equities Limited ACN 003 485 952	Purchase	79.78	27 Ordinary shares	27
Thursday, 7 July 2016	CBA Equities Limited ACN 003 485 952	Purchase	1,057.89	358 Ordinary shares	358
Thursday, 7 July 2016	CBA Equities Limited ACN 003 485 952	Purchase	67.97	23 Ordinary shares	23
Thursday, 7 July 2016	CBA Equities Limited ACN 003 485 952	Purchase	608.73	206 Ordinary shares	206
Thursday, 7 July 2016	CBA Equities Limited ACN 003 485 952	Purchase	73.88	25 Ordinary shares	25
Thursday, 7 July 2016	CBA Equities Limited ACN 003 485 952	Purchase	38.41	13 Ordinary shares	13
Thursday, 7 July 2016	CBA Equities Limited ACN 003 485 952	Purchase	5.91	2 Ordinary shares	2
Thursday, 7 July 2016	CBA Equities Limited ACN 003	Purchase	5.91	2 Ordinary shares	2

	485 952				
Thursday, 7 July 2016	CBA Equities Limited ACN 003 485 952	Purchase	11.82	4 Ordinary shares	4
Thursday, 7 July 2016	CBA Equities Limited ACN 003 485 952	Purchase	936.74	317 Ordinary shares	317
Thursday, 7 July 2016	CBA Equities Limited ACN 003 485 952	Purchase	4,841.84	1,633 Ordinary shares	1,633
Thursday, 7 July 2016	CBA Equities Limited ACN 003 485 952	Purchase	1,295.70	437 Ordinary shares	437
Thursday, 7 July 2016	CBA Equities Limited ACN 003 485 952	Purchase	3,634.65	1,230 Ordinary shares	1,230
Thursday, 7 July 2016	CBA Equities Limited ACN 003 485 952	Purchase	18,941.55	6,410 Ordinary shares	6,410
Thursday, 7 July 2016	CBA Equities Limited ACN 003 485 952	Purchase	20,148.50	6,830 Ordinary shares	6,830
Thursday, 7 July 2016	CBA Equities Limited ACN 003 485 952	Purchase	839.22	284 Ordinary shares	284
Thursday, 7 July 2016	CBA Equities Limited ACN 003 485 952	Purchase	263.00	89 Ordinary shares	89
Thursday, 7 July 2016	CBA Equities Limited ACN 003 485 952	Purchase	848.09	287 Ordinary shares	287
Thursday, 7 July 2016	CBA Equities Limited ACN 003 485 952	Purchase	806.72	273 Ordinary shares	273
Monday, 11 July 2016	CBA Equities Limited ACN 003 485 952	Sale	1,166.22	396 Ordinary shares	396
Monday, 11 July 2016	CBA Equities Limited ACN 003 485 952	Sale	2,850.76	968 Ordinary shares	968
Monday, 11 July 2016	CBA Equities Limited ACN 003	Sale	170.81	58 Ordinary shares	58

	485 952				
Monday, 11 July 2016	CBA Equities Limited ACN 003 485 952	Sale	176.70	60 Ordinary shares	60
Monday, 11 July 2016	CBA Equities Limited ACN 003 485 952	Sale	5,177.31	1,758 Ordinary shares	1,758
Thursday, 7 July 2016	CBA Equities Limited ACN 003 485 952	Purchase	27,093.71	9,247 Ordinary shares	9,247
Thursday, 7 July 2016	CBA Equities Limited ACN 003 485 952	Purchase	18,168.93	6,201 Ordinary shares	6,201
Friday, 8 July 2016	CBA Equities Limited ACN 003 485 952	Purchase	2,590.04	887 Ordinary shares	887
Friday, 8 July 2016	CBA Equities Limited ACN 003 485 952	Purchase	3,542.55	1,207 Ordinary shares	1,207
Friday, 8 July 2016	CBA Equities Limited ACN 003 485 952	Purchase	14,532.80	4,960 Ordinary shares	4,960
Friday, 8 July 2016	CBA Equities Limited ACN 003 485 952	Purchase	32.39	11 Ordinary shares	11
Friday, 8 July 2016	CBA Equities Limited ACN 003 485 952	Purchase	91.30	31 Ordinary shares	31
Friday, 8 July 2016	CBA Equities Limited ACN 003 485 952	Purchase	191.42	65 Ordinary shares	65
Friday, 8 July 2016	CBA Equities Limited ACN 003 485 952	Purchase	18,727.80	6,370 Ordinary shares	6,370
Friday, 8 July 2016	CBA Equities Limited ACN 003 485 952	Purchase	9,358.60	3,205 Ordinary shares	3,205
Friday, 8 July 2016	CBA Equities Limited ACN 003 485 952	Purchase	85.11	29 Ordinary shares	29
Friday, 8 July 2016	CBA Equities Limited ACN 003	Purchase	1,843.18	628 Ordinary shares	628

	485 952				
Friday, 8 July 2016	CBA Equities Limited ACN 003 485 952	Purchase	32.29	11 Ordinary shares	11
Friday, 8 July 2016	CBA Equities Limited ACN 003 485 952	Purchase	3,918.22	1,335 Ordinary shares	1,335
Friday, 8 July 2016	CBA Equities Limited ACN 003 485 952	Purchase	2,204.18	751 Ordinary shares	751
Friday, 8 July 2016	CBA Equities Limited ACN 003 485 952	Purchase	1,705.24	581 Ordinary shares	581
Friday, 8 July 2016	CBA Equities Limited ACN 003 485 952	Purchase	695.60	237 Ordinary shares	237
Friday, 8 July 2016	CBA Equities Limited ACN 003 485 952	Purchase	8,004.51	2,718 Ordinary shares	2,718
Friday, 8 July 2016	CBA Equities Limited ACN 003 485 952	Purchase	9,390.65	3,205 Ordinary shares	3,205
Friday, 8 July 2016	CBA Equities Limited ACN 003 485 952	Purchase	14,137.25	4,825 Ordinary shares	4,825
Friday, 8 July 2016	CBA Equities Limited ACN 003 485 952	Purchase	2,242.34	764 Ordinary shares	764
Friday, 8 July 2016	CBA Equities Limited ACN 003 485 952	Purchase	2,242.34	764 Ordinary shares	764
Tuesday, 12 July 2016	CBA Equities Limited ACN 003 485 952	Sale	61,171.08	20,949 Ordinary shares	20,949
Tuesday, 12 July 2016	CBA Equities Limited ACN 003 485 952	Sale	23,392.12	8,011 Ordinary shares	8,011
Tuesday, 19 July 2016	CBA Equities Limited ACN 003 485 952	Purchase	4,998.58	1,706 Ordinary shares	1,706
Thursday, 21 July 2016	CBA Equities Limited ACN 003	Sale	45,216.80	15,592 Ordinary shares	15,592

	485 952				
Thursday, 21 July 2016	CBA Equities Limited ACN 003 485 952	Sale	4,323.90	1,491 Ordinary shares	1,491
Tuesday, 19 July 2016	CBA Equities Limited ACN 003 485 952	Purchase	14,276.60	4,940 Ordinary shares	4,940
Tuesday, 19 July 2016	CBA Equities Limited ACN 003 485 952	Purchase	4,219.40	1,460 Ordinary shares	1,460
Tuesday, 19 July 2016	CBA Equities Limited ACN 003 485 952	Purchase	18,432.00	6,400 Ordinary shares	6,400
Wednesday, 20 July 2016	CBA Equities Limited ACN 003 485 952	Purchase	15,761.50	5,435 Ordinary shares	5,435
Wednesday, 20 July 2016	CBA Equities Limited ACN 003 485 952	Purchase	44,094.50	15,205 Ordinary shares	15,205
Wednesday, 20 July 2016	CBA Equities Limited ACN 003 485 952	Purchase	1,203.04	417 Ordinary shares	417
Wednesday, 20 July 2016	CBA Equities Limited ACN 003 485 952	Purchase	55,037.14	19,077 Ordinary shares	19,077
Wednesday, 20 July 2016	CBA Equities Limited ACN 003 485 952	Purchase	4,965.12	1,724 Ordinary shares	1,724
Wednesday, 20 July 2016	CBA Equities Limited ACN 003 485 952	Purchase	8,181.86	2,836 Ordinary shares	2,836
Wednesday, 20 July 2016	CBA Equities Limited ACN 003 485 952	Purchase	2,885.00	1,000 Ordinary shares	1,000
Monday, 25 July 2016	CBA Equities Limited ACN 003 485 952	Sale	46,874.14	15,998 Ordinary shares	15,998
Thursday, 21 July 2016	CBA Equities Limited ACN 003 485 952	Purchase	25,259.53	8,621 Ordinary shares	8,621
Thursday, 21 July 2016	CBA Equities Limited ACN 003	Purchase	4,097.93	1,401 Ordinary shares	1,401

	485 952				
Thursday, 21 July 2016	CBA Equities Limited ACN 003 485 952	Purchase	42,273.50	14,330 Ordinary shares	14,330
Thursday, 21 July 2016	CBA Equities Limited ACN 003 485 952	Purchase	6,044.32	2,042 Ordinary shares	2,042
Thursday, 21 July 2016	CBA Equities Limited ACN 003 485 952	Purchase	28,046.00	9,475 Ordinary shares	9,475
Thursday, 21 July 2016	CBA Equities Limited ACN 003 485 952	Purchase	6,248.56	2,111 Ordinary shares	2,111
Thursday, 21 July 2016	CBA Equities Limited ACN 003 485 952	Purchase	19,950.40	6,740 Ordinary shares	6,740
Thursday, 21 July 2016	CBA Equities Limited ACN 003 485 952	Purchase	47,354.08	15,998 Ordinary shares	15,998
Monday, 25 July 2016	CBA Equities Limited ACN 003 485 952	Sale	674,244.20	232,498 Ordinary shares	232,498
Friday, 22 July 2016	CBA Equities Limited ACN 003 485 952	Purchase	4,369.59	1,499 Ordinary shares	1,499
Friday, 22 July 2016	CBA Equities Limited ACN 003 485 952	Purchase	2,337.83	802 Ordinary shares	802
Friday, 22 July 2016	CBA Equities Limited ACN 003 485 952	Purchase	61.22	21 Ordinary shares	21
Friday, 22 July 2016	CBA Equities Limited ACN 003 485 952	Purchase	979.44	336 Ordinary shares	336
Friday, 22 July 2016	CBA Equities Limited ACN 003 485 952	Purchase	6,442.15	2,210 Ordinary shares	2,210
Friday, 22 July 2016	CBA Equities Limited ACN 003 485 952	Purchase	61.22	21 Ordinary shares	21
Friday, 22 July 2016	CBA Equities Limited ACN 003	Purchase	979.44	336 Ordinary shares	336

	485 952				
Friday, 22 July 2016	CBA Equities Limited ACN 003 485 952	Purchase	2,501.07	858 Ordinary shares	858
Friday, 22 July 2016	CBA Equities Limited ACN 003 485 952	Purchase	2,501.07	858 Ordinary shares	858
Friday, 22 July 2016	CBA Equities Limited ACN 003 485 952	Purchase	1,093.13	375 Ordinary shares	375
Friday, 22 July 2016	CBA Equities Limited ACN 003 485 952	Purchase	5,582.23	1,915 Ordinary shares	1,915
Friday, 22 July 2016	CBA Equities Limited ACN 003 485 952	Purchase	408.10	140 Ordinary shares	140
Friday, 22 July 2016	CBA Equities Limited ACN 003 485 952	Purchase	1,614.91	554 Ordinary shares	554
Friday, 22 July 2016	CBA Equities Limited ACN 003 485 952	Purchase	1,093.13	375 Ordinary shares	375
Friday, 22 July 2016	CBA Equities Limited ACN 003 485 952	Purchase	4,462.86	1,531 Ordinary shares	1,531
Friday, 22 July 2016	CBA Equities Limited ACN 003 485 952	Purchase	14,462.70	4,970 Ordinary shares	4,970
Tuesday, 26 July 2016	CBA Equities Limited ACN 003 485 952	Sale	23,114.22	7,998 Ordinary shares	7,998
Friday, 22 July 2016	CBA Equities Limited ACN 003 485 952	Purchase	68,241.57	23,613 Ordinary shares	23,613
Friday, 22 July 2016	CBA Equities Limited ACN 003 485 952	Purchase	31,758.21	10,989 Ordinary shares	10,989
Wednesday, 27 July 2016	CBA Equities Limited ACN 003 485 952	Sale	2,546.24	872 Ordinary shares	872
Wednesday, 27 July 2016	CBA Equities Limited ACN 003	Sale	2,505.36	858 Ordinary shares	858

	485 952				
Monday, 25 July 2016	CBA Equities Limited ACN 003 485 952	Purchase	2,087.14	716 Ordinary shares	716
Monday, 25 July 2016	CBA Equities Limited ACN 003 485 952	Purchase	1,943.44	669 Ordinary shares	669
Monday, 25 July 2016	CBA Equities Limited ACN 003 485 952	Purchase	7,791.21	2,682 Ordinary shares	2,682
Monday, 25 July 2016	CBA Equities Limited ACN 003 485 952	Purchase	168.49	58 Ordinary shares	58
Monday, 25 July 2016	CBA Equities Limited ACN 003 485 952	Purchase	4,000.18	1,377 Ordinary shares	1,377
Monday, 25 July 2016	CBA Equities Limited ACN 003 485 952	Purchase	377.65	130 Ordinary shares	130
Monday, 25 July 2016	CBA Equities Limited ACN 003 485 952	Purchase	4,000.18	1,377 Ordinary shares	1,377
Monday, 25 July 2016	CBA Equities Limited ACN 003 485 952	Purchase	4,000.18	1,377 Ordinary shares	1,377
Monday, 25 July 2016	CBA Equities Limited ACN 003 485 952	Purchase	1,342.11	462 Ordinary shares	462
Monday, 25 July 2016	CBA Equities Limited ACN 003 485 952	Purchase	1,754.50	605 Ordinary shares	605
Monday, 25 July 2016	CBA Equities Limited ACN 003 485 952	Purchase	3,636.60	1,254 Ordinary shares	1,254
Monday, 25 July 2016	CBA Equities Limited ACN 003 485 952	Purchase	739.50	255 Ordinary shares	255
Monday, 25 July 2016	CBA Equities Limited ACN 003 485 952	Purchase	330.60	114 Ordinary shares	114
Monday, 25 July 2016	CBA Equities Limited ACN 003	Purchase	4,033.90	1,391 Ordinary shares	1,391

	485 952				
Monday, 25 July 2016	CBA Equities Limited ACN 003 485 952	Purchase	249.40	86 Ordinary shares	86
Monday, 25 July 2016	CBA Equities Limited ACN 003 485 952	Purchase	4,016.50	1,385 Ordinary shares	1,385
Monday, 25 July 2016	CBA Equities Limited ACN 003 485 952	Purchase	5,327.30	1,837 Ordinary shares	1,837
Monday, 25 July 2016	CBA Equities Limited ACN 003 485 952	Purchase	2,937.70	1,013 Ordinary shares	1,013
Monday, 25 July 2016	CBA Equities Limited ACN 003 485 952	Purchase	14,268.00	4,920 Ordinary shares	4,920
Monday, 25 July 2016	CBA Equities Limited ACN 003 485 952	Purchase	49.56	17 Ordinary shares	17
Monday, 25 July 2016	CBA Equities Limited ACN 003 485 952	Purchase	14,055.30	4,830 Ordinary shares	4,830
Monday, 25 July 2016	CBA Equities Limited ACN 003 485 952	Purchase	3,277.26	1,134 Ordinary shares	1,134
Monday, 25 July 2016	CBA Equities Limited ACN 003 485 952	Purchase	31,633.94	10,946 Ordinary shares	10,946
Monday, 25 July 2016	CBA Equities Limited ACN 003 485 952	Purchase	20,270.46	7,014 Ordinary shares	7,014
Monday, 25 July 2016	CBA Equities Limited ACN 003 485 952	Purchase	141.61	49 Ordinary shares	49
Monday, 25 July 2016	CBA Equities Limited ACN 003 485 952	Purchase	63.58	22 Ordinary shares	22
Monday, 25 July 2016	CBA Equities Limited ACN 003 485 952	Purchase	135.83	47 Ordinary shares	47
Monday, 25 July 2016	CBA Equities Limited ACN 003	Purchase	31,070.39	10,751 Ordinary shares	10,751

	485 952				
Tuesday, 26 July 2016	CBA Equities Limited ACN 003 485 952	Purchase	57.70	20 Ordinary shares	20
Tuesday, 26 July 2016	CBA Equities Limited ACN 003 485 952	Purchase	288.50	100 Ordinary shares	100
Tuesday, 26 July 2016	CBA Equities Limited ACN 003 485 952	Purchase	3,086.95	1,070 Ordinary shares	1,070
Thursday, 28 July 2016	CBA Equities Limited ACN 003 485 952	Sale	8.70	3 Ordinary shares	3
Tuesday, 26 July 2016	CBA Equities Limited ACN 003 485 952	Purchase	2,437.82	845 Ordinary shares	845
Tuesday, 26 July 2016	CBA Equities Limited ACN 003 485 952	Purchase	115.40	40 Ordinary shares	40
Tuesday, 26 July 2016	CBA Equities Limited ACN 003 485 952	Purchase	504.87	175 Ordinary shares	175
Tuesday, 26 July 2016	CBA Equities Limited ACN 003 485 952	Purchase	144.25	50 Ordinary shares	50
Tuesday, 26 July 2016	CBA Equities Limited ACN 003 485 952	Purchase	28.85	10 Ordinary shares	10
Tuesday, 26 July 2016	CBA Equities Limited ACN 003 485 952	Purchase	14.42	5 Ordinary shares	5
Tuesday, 26 July 2016	CBA Equities Limited ACN 003 485 952	Purchase	9,265.50	3,195 Ordinary shares	3,195
Tuesday, 26 July 2016	CBA Equities Limited ACN 003 485 952	Purchase	510.64	177 Ordinary shares	177
Tuesday, 26 July 2016	CBA Equities Limited ACN 003 485 952	Purchase	86.55	30 Ordinary shares	30
Tuesday, 26 July 2016	CBA Equities Limited ACN 003	Purchase	553.92	192 Ordinary shares	192

	485 952				
Tuesday, 26 July 2016	CBA Equities Limited ACN 003 485 952	Purchase	12,523.79	4,341 Ordinary shares	4,341
Tuesday, 26 July 2016	CBA Equities Limited ACN 003 485 952	Purchase	80.78	28 Ordinary shares	28
Tuesday, 26 July 2016	CBA Equities Limited ACN 003 485 952	Purchase	129.82	45 Ordinary shares	45
Tuesday, 26 July 2016	CBA Equities Limited ACN 003 485 952	Purchase	3,649.52	1,265 Ordinary shares	1,265
Tuesday, 26 July 2016	CBA Equities Limited ACN 003 485 952	Purchase	455.83	158 Ordinary shares	158
Tuesday, 26 July 2016	CBA Equities Limited ACN 003 485 952	Purchase	1,015.52	352 Ordinary shares	352
Tuesday, 26 July 2016	CBA Equities Limited ACN 003 485 952	Purchase	57.70	20 Ordinary shares	20
Tuesday, 26 July 2016	CBA Equities Limited ACN 003 485 952	Purchase	4,344.81	1,506 Ordinary shares	1,506
Tuesday, 26 July 2016	CBA Equities Limited ACN 003 485 952	Purchase	504.87	175 Ordinary shares	175
Tuesday, 26 July 2016	CBA Equities Limited ACN 003 485 952	Purchase	3,352.37	1,162 Ordinary shares	1,162
Tuesday, 26 July 2016	CBA Equities Limited ACN 003 485 952	Purchase	3,473.54	1,204 Ordinary shares	1,204
Tuesday, 26 July 2016	CBA Equities Limited ACN 003 485 952	Purchase	9,829.19	3,407 Ordinary shares	3,407
Tuesday, 26 July 2016	CBA Equities Limited ACN 003 485 952	Purchase	3,248.51	1,126 Ordinary shares	1,126
Tuesday, 26 July 2016	CBA Equities Limited ACN 003	Purchase	2,781.14	964 Ordinary shares	964

	485 952				
Tuesday, 26 July 2016	CBA Equities Limited ACN 003 485 952	Purchase	2,896.54	1,004 Ordinary shares	1,004
Tuesday, 26 July 2016	CBA Equities Limited ACN 003 485 952	Purchase	20.20	7 Ordinary shares	7
Tuesday, 26 July 2016	CBA Equities Limited ACN 003 485 952	Purchase	680.86	236 Ordinary shares	236
Tuesday, 26 July 2016	CBA Equities Limited ACN 003 485 952	Purchase	527.95	183 Ordinary shares	183
Tuesday, 26 July 2016	CBA Equities Limited ACN 003 485 952	Purchase	461.60	160 Ordinary shares	160
Tuesday, 26 July 2016	CBA Equities Limited ACN 003 485 952	Purchase	201.95	70 Ordinary shares	70
Tuesday, 26 July 2016	CBA Equities Limited ACN 003 485 952	Purchase	43.27	15 Ordinary shares	15
Tuesday, 26 July 2016	CBA Equities Limited ACN 003 485 952	Purchase	533.72	185 Ordinary shares	185
Tuesday, 26 July 2016	CBA Equities Limited ACN 003 485 952	Purchase	14.42	5 Ordinary shares	5
Tuesday, 26 July 2016	CBA Equities Limited ACN 003 485 952	Purchase	14.42	5 Ordinary shares	5
Tuesday, 26 July 2016	CBA Equities Limited ACN 003 485 952	Purchase	375.05	130 Ordinary shares	130
Tuesday, 26 July 2016	CBA Equities Limited ACN 003 485 952	Purchase	129.82	45 Ordinary shares	45
Tuesday, 26 July 2016	CBA Equities Limited ACN 003 485 952	Purchase	57.70	20 Ordinary shares	20
Tuesday, 26 July 2016	CBA Equities Limited ACN 003	Purchase	274.07	95 Ordinary shares	95

	485 952				
Tuesday, 26 July 2016	CBA Equities Limited ACN 003 485 952	Purchase	389.47	135 Ordinary shares	135
Tuesday, 26 July 2016	CBA Equities Limited ACN 003 485 952	Purchase	158.67	55 Ordinary shares	55
Tuesday, 26 July 2016	CBA Equities Limited ACN 003 485 952	Purchase	14.42	5 Ordinary shares	5
Tuesday, 26 July 2016	CBA Equities Limited ACN 003 485 952	Purchase	28.85	10 Ordinary shares	10
Tuesday, 26 July 2016	CBA Equities Limited ACN 003 485 952	Purchase	14.42	5 Ordinary shares	5
Tuesday, 26 July 2016	CBA Equities Limited ACN 003 485 952	Purchase	14.42	5 Ordinary shares	5
Tuesday, 26 July 2016	CBA Equities Limited ACN 003 485 952	Purchase	14.42	5 Ordinary shares	5
Tuesday, 26 July 2016	CBA Equities Limited ACN 003 485 952	Purchase	216.37	75 Ordinary shares	75
Tuesday, 26 July 2016	CBA Equities Limited ACN 003 485 952	Purchase	14.42	5 Ordinary shares	5
Wednesday, 27 July 2016	CBA Equities Limited ACN 003 485 952	Purchase	13,650.81	4,691 Ordinary shares	4,691
Wednesday, 27 July 2016	CBA Equities Limited ACN 003 485 952	Purchase	17,366.88	5,968 Ordinary shares	5,968
Wednesday, 27 July 2016	CBA Equities Limited ACN 003 485 952	Purchase	9,620.46	3,306 Ordinary shares	3,306
Wednesday, 27 July 2016	CBA Equities Limited ACN 003 485 952	Purchase	678.03	233 Ordinary shares	233
Wednesday, 27 July 2016	CBA Equities Limited ACN 003	Purchase	37,777.62	12,982 Ordinary shares	12,982

	485 952				
Wednesday, 27 July 2016	CBA Equities Limited ACN 003 485 952	Purchase	3,547.00	1,221 Ordinary shares	1,221
Wednesday, 27 July 2016	CBA Equities Limited ACN 003 485 952	Purchase	2,170.39	751 Ordinary shares	751
Wednesday, 27 July 2016	CBA Equities Limited ACN 003 485 952	Purchase	647.81	223 Ordinary shares	223
Wednesday, 27 July 2016	CBA Equities Limited ACN 003 485 952	Purchase	438.65	151 Ordinary shares	151
Wednesday, 27 July 2016	CBA Equities Limited ACN 003 485 952	Purchase	755.30	260 Ordinary shares	260
Wednesday, 27 July 2016	CBA Equities Limited ACN 003 485 952	Purchase	1,620.99	558 Ordinary shares	558
Wednesday, 27 July 2016	CBA Equities Limited ACN 003 485 952	Purchase	703.01	242 Ordinary shares	242
Wednesday, 27 July 2016	CBA Equities Limited ACN 003 485 952	Purchase	1,199.76	413 Ordinary shares	413
Wednesday, 27 July 2016	CBA Equities Limited ACN 003 485 952	Purchase	572.28	197 Ordinary shares	197
Wednesday, 27 July 2016	CBA Equities Limited ACN 003 485 952	Purchase	575.19	198 Ordinary shares	198
Thursday, 28 July 2016	CBA Equities Limited ACN 003 485 952	Purchase	90.67	31 Ordinary shares	31
Thursday, 28 July 2016	CBA Equities Limited ACN 003 485 952	Purchase	172.57	59 Ordinary shares	59
Thursday, 28 July 2016	CBA Equities Limited ACN 003 485 952	Purchase	1,210.95	414 Ordinary shares	414
Thursday, 28 July 2016	CBA Equities Limited ACN 003	Purchase	1,465.43	501 Ordinary shares	501

	485 952				
Thursday, 28 July 2016	CBA Equities Limited ACN 003 485 952	Purchase	5,320.57	1,819 Ordinary shares	1,819
Thursday, 28 July 2016	CBA Equities Limited ACN 003 485 952	Purchase	5,042.70	1,724 Ordinary shares	1,724
Thursday, 28 July 2016	CBA Equities Limited ACN 003 485 952	Purchase	386.10	132 Ordinary shares	132
Thursday, 28 July 2016	CBA Equities Limited ACN 003 485 952	Purchase	7,379.77	2,523 Ordinary shares	2,523
Thursday, 28 July 2016	CBA Equities Limited ACN 003 485 952	Purchase	14,351.80	4,915 Ordinary shares	4,915
Thursday, 28 July 2016	CBA Equities Limited ACN 003 485 952	Purchase	201,030.32	68,846 Ordinary shares	68,846
Thursday, 28 July 2016	CBA Equities Limited ACN 003 485 952	Purchase	49,829.80	17,065 Ordinary shares	17,065
Wednesday, 3 August 2016	CBA Equities Limited ACN 003 485 952	Sale	16,146.62	5,626 Ordinary shares	5,626
Wednesday, 3 August 2016	CBA Equities Limited ACN 003 485 952	Sale	3,217.27	1,121 Ordinary shares	1,121
Wednesday, 3 August 2016	CBA Equities Limited ACN 003 485 952	Sale	665.84	232 Ordinary shares	232
Friday, 29 July 2016	CBA Equities Limited ACN 003 485 952	Purchase	9,137.70	3,195 Ordinary shares	3,195
Wednesday, 3 August 2016	CBA Equities Limited ACN 003 485 952	Sale	167,651.80	57,415 Ordinary shares	57,415
Wednesday, 3 August 2016	CBA Equities Limited ACN 003 485 952	Sale	5,237.75	1,825 Ordinary shares	1,825
Friday, 29 July 2016	CBA Equities Limited ACN 003	Purchase	5,237.75	1,825 Ordinary shares	1,825

	485 952				
Friday, 29 July 2016	CBA Equities Limited ACN 003 485 952	Purchase	34,913.55	12,165 Ordinary shares	12,165
Wednesday, 3 August 2016	CBA Equities Limited ACN 003 485 952	Sale	34,913.55	12,165 Ordinary shares	12,165
Wednesday, 3 August 2016	CBA Equities Limited ACN 003 485 952	Sale	9,169.65	3,195 Ordinary shares	3,195
Friday, 29 July 2016	CBA Equities Limited ACN 003 485 952	Purchase	19,725.12	6,849 Ordinary shares	6,849
Friday, 29 July 2016	CBA Equities Limited ACN 003 485 952	Purchase	17,705.03	6,169 Ordinary shares	6,169
Thursday, 4 August 2016	CBA Equities Limited ACN 003 485 952	Sale	68,469.59	23,857 Ordinary shares	23,857
Thursday, 4 August 2016	CBA Equities Limited ACN 003 485 952	Sale	1,621.55	565 Ordinary shares	565
Thursday, 4 August 2016	CBA Equities Limited ACN 003 485 952	Sale	9,276.90	3,210 Ordinary shares	3,210
Tuesday, 2 August 2016	CBA Equities Limited ACN 003 485 952	Purchase	1,650.19	571 Ordinary shares	571
Tuesday, 2 August 2016	CBA Equities Limited ACN 003 485 952	Purchase	17,993.14	6,226 Ordinary shares	6,226
Tuesday, 2 August 2016	CBA Equities Limited ACN 003 485 952	Purchase	60.69	21 Ordinary shares	21
Tuesday, 2 August 2016	CBA Equities Limited ACN 003 485 952	Purchase	228.31	79 Ordinary shares	79
Wednesday, 3 August 2016	CBA Equities Limited ACN 003 485 952	Purchase	17,415.50	6,100 Ordinary shares	6,100
Wednesday, 3 August 2016	CBA Equities Limited ACN 003	Purchase	17,572.53	6,155 Ordinary shares	6,155

	485 952				
Wednesday, 3 August 2016	CBA Equities Limited ACN 003 485 952	Purchase	18,118.50	6,425 Ordinary shares	6,425
Wednesday, 3 August 2016	CBA Equities Limited ACN 003 485 952	Purchase	1,299.50	460 Ordinary shares	460
Wednesday, 3 August 2016	CBA Equities Limited ACN 003 485 952	Purchase	18,118.50	6,425 Ordinary shares	6,425
Friday, 5 August 2016	CBA Equities Limited ACN 003 485 952	Sale	26,112.75	9,410 Ordinary shares	9,410
Wednesday, 3 August 2016	CBA Equities Limited ACN 003 485 952	Purchase	74,465.10	26,690 Ordinary shares	26,690
Wednesday, 3 August 2016	CBA Equities Limited ACN 003 485 952	Purchase	49,821.03	17,857 Ordinary shares	17,857
Friday, 5 August 2016	CBA Equities Limited ACN 003 485 952	Sale	19,565.26	6,841 Ordinary shares	6,841
Friday, 5 August 2016	CBA Equities Limited ACN 003 485 952	Sale	366.08	128 Ordinary shares	128
Friday, 5 August 2016	CBA Equities Limited ACN 003 485 952	Sale	9,212.70	3,210 Ordinary shares	3,210
Thursday, 4 August 2016	CBA Equities Limited ACN 003 485 952	Purchase	4,447.44	1,566 Ordinary shares	1,566
Monday, 8 August 2016	CBA Equities Limited ACN 003 485 952	Sale	20,142.08	7,168 Ordinary shares	7,168
Monday, 8 August 2016	CBA Equities Limited ACN 003 485 952	Sale	511.33	181 Ordinary shares	181
Monday, 8 August 2016	CBA Equities Limited ACN 003 485 952	Sale	765.58	271 Ordinary shares	271
Monday, 8 August 2016	CBA Equities Limited ACN 003 485 952	Sale	994.40	352 Ordinary shares	352

	485 952				
Monday, 8 August 2016	CBA Equities Limited ACN 003 485 952	Sale	514.15	182 Ordinary shares	182
Monday, 8 August 2016	CBA Equities Limited ACN 003 485 952	Sale	889.88	315 Ordinary shares	315
Monday, 8 August 2016	CBA Equities Limited ACN 003 485 952	Sale	889.88	315 Ordinary shares	315
Monday, 8 August 2016	CBA Equities Limited ACN 003 485 952	Sale	889.88	315 Ordinary shares	315
Monday, 8 August 2016	CBA Equities Limited ACN 003 485 952	Sale	305.10	108 Ordinary shares	108
Monday, 8 August 2016	CBA Equities Limited ACN 003 485 952	Sale	1,449.23	513 Ordinary shares	513
Monday, 8 August 2016	CBA Equities Limited ACN 003 485 952	Sale	1,180.85	418 Ordinary shares	418
Monday, 8 August 2016	CBA Equities Limited ACN 003 485 952	Sale	567.83	201 Ordinary shares	201
Monday, 8 August 2016	CBA Equities Limited ACN 003 485 952	Sale	18,150.63	6,425 Ordinary shares	6,425
Monday, 8 August 2016	CBA Equities Limited ACN 003 485 952	Sale	460.48	163 Ordinary shares	163
Monday, 8 August 2016	CBA Equities Limited ACN 003 485 952	Sale	18,182.75	6,425 Ordinary shares	6,425
Friday, 5 August 2016	CBA Equities Limited ACN 003 485 952	Purchase	19,647.18	7,042 Ordinary shares	7,042
Friday, 5 August 2016	CBA Equities Limited ACN 003 485 952	Purchase	17,925.75	6,425 Ordinary shares	6,425
Friday, 5 August 2016	CBA Equities Limited ACN 003	Purchase	3,790.39	1,361 Ordinary shares	1,361

	485 952				
Friday, 5 August 2016	CBA Equities Limited ACN 003 485 952	Purchase	9,647.24	3,464 Ordinary shares	3,464
Friday, 5 August 2016	CBA Equities Limited ACN 003 485 952	Purchase	8,923.80	3,210 Ordinary shares	3,210
Friday, 5 August 2016	CBA Equities Limited ACN 003 485 952	Purchase	6,958.34	2,503 Ordinary shares	2,503
Friday, 5 August 2016	CBA Equities Limited ACN 003 485 952	Purchase	13,545.30	4,890 Ordinary shares	4,890
Friday, 5 August 2016	CBA Equities Limited ACN 003 485 952	Purchase	13,461.75	4,825 Ordinary shares	4,825
Friday, 5 August 2016	CBA Equities Limited ACN 003 485 952	Purchase	47,948.70	17,310 Ordinary shares	17,310
Friday, 5 August 2016	CBA Equities Limited ACN 003 485 952	Purchase	13,544.20	4,820 Ordinary shares	4,820
Monday, 8 August 2016	CBA Equities Limited ACN 003 485 952	Purchase	20,071.60	7,220 Ordinary shares	7,220
Monday, 8 August 2016	CBA Equities Limited ACN 003 485 952	Purchase	826.95	298 Ordinary shares	298
Monday, 8 August 2016	CBA Equities Limited ACN 003 485 952	Purchase	4,187.47	1,509 Ordinary shares	1,509
Monday, 8 August 2016	CBA Equities Limited ACN 003 485 952	Purchase	638.25	230 Ordinary shares	230
Monday, 8 August 2016	CBA Equities Limited ACN 003 485 952	Purchase	227.55	82 Ordinary shares	82
Monday, 8 August 2016	CBA Equities Limited ACN 003 485 952	Purchase	912.98	329 Ordinary shares	329
Monday, 8 August 2016	CBA Equities Limited ACN 003	Purchase	147.07	53 Ordinary shares	53

	485 952				
Monday, 8 August 2016	CBA Equities Limited ACN 003 485 952	Purchase	4,867.35	1,754 Ordinary shares	1,754
Monday, 8 August 2016	CBA Equities Limited ACN 003 485 952	Purchase	396.82	143 Ordinary shares	143
Monday, 8 August 2016	CBA Equities Limited ACN 003 485 952	Purchase	144.30	52 Ordinary shares	52
Monday, 8 August 2016	CBA Equities Limited ACN 003 485 952	Purchase	521.70	188 Ordinary shares	188
Monday, 8 August 2016	CBA Equities Limited ACN 003 485 952	Purchase	255.30	92 Ordinary shares	92
Monday, 8 August 2016	CBA Equities Limited ACN 003 485 952	Purchase	457.88	165 Ordinary shares	165
Monday, 8 August 2016	CBA Equities Limited ACN 003 485 952	Purchase	924.07	333 Ordinary shares	333
Monday, 8 August 2016	CBA Equities Limited ACN 003 485 952	Purchase	876.90	316 Ordinary shares	316
Monday, 8 August 2016	CBA Equities Limited ACN 003 485 952	Purchase	1,146.08	413 Ordinary shares	413
Monday, 8 August 2016	CBA Equities Limited ACN 003 485 952	Purchase	1,498.50	540 Ordinary shares	540
Monday, 8 August 2016	CBA Equities Limited ACN 003 485 952	Purchase	58.27	21 Ordinary shares	21
Monday, 8 August 2016	CBA Equities Limited ACN 003 485 952	Purchase	585.52	211 Ordinary shares	211
Monday, 8 August 2016	CBA Equities Limited ACN 003 485 952	Purchase	1,012.88	365 Ordinary shares	365
Monday, 8 August 2016	CBA Equities Limited ACN 003	Purchase	1,498.50	540 Ordinary shares	540

	485 952				
Monday, 8 August 2016	CBA Equities Limited ACN 003 485 952	Purchase	885.23	319 Ordinary shares	319
Wednesday, 10 August 2016	CBA Equities Limited ACN 003 485 952	Sale	209,619.75	75,675 Ordinary shares	75,675
Monday, 8 August 2016	CBA Equities Limited ACN 003 485 952	Purchase	13,608.10	4,895 Ordinary shares	4,895
Monday, 8 August 2016	CBA Equities Limited ACN 003 485 952	Purchase	13,955.60	5,020 Ordinary shares	5,020
Wednesday, 10 August 2016	CBA Equities Limited ACN 003 485 952	Sale	7,814.17	2,821 Ordinary shares	2,821
Monday, 8 August 2016	CBA Equities Limited ACN 003 485 952	Purchase	16,600.61	5,993 Ordinary shares	5,993
Monday, 8 August 2016	CBA Equities Limited ACN 003 485 952	Purchase	5,648.03	2,039 Ordinary shares	2,039
Thursday, 11 August 2016	CBA Equities Limited ACN 003 485 952	Sale	18,012.10	6,410 Ordinary shares	6,410
Thursday, 11 August 2016	CBA Equities Limited ACN 003 485 952	Sale	31,342.25	11,075 Ordinary shares	11,075
Thursday, 11 August 2016	CBA Equities Limited ACN 003 485 952	Sale	19,328.90	6,830 Ordinary shares	6,830
Thursday, 11 August 2016	CBA Equities Limited ACN 003 485 952	Sale	18,678.00	6,600 Ordinary shares	6,600
Thursday, 11 August 2016	CBA Equities Limited ACN 003 485 952	Sale	130.18	46 Ordinary shares	46
Thursday, 11 August 2016	CBA Equities Limited ACN 003 485 952	Sale	2,173.44	768 Ordinary shares	768
Friday, 12 August 2016	CBA Equities Limited ACN 003	Sale	24,476.42	8,695 Ordinary shares	8,695

	485 952				
Friday, 12 August 2016	CBA Equities Limited ACN 003 485 952	Sale	18,072.30	6,420 Ordinary shares	6,420
Friday, 12 August 2016	CBA Equities Limited ACN 003 485 952	Sale	90.08	32 Ordinary shares	32
Friday, 12 August 2016	CBA Equities Limited ACN 003 485 952	Sale	16,068.02	5,708 Ordinary shares	5,708
Friday, 12 August 2016	CBA Equities Limited ACN 003 485 952	Sale	9,180.60	3,210 Ordinary shares	3,210
Friday, 12 August 2016	CBA Equities Limited ACN 003 485 952	Sale	3,344.22	1,188 Ordinary shares	1,188
Friday, 12 August 2016	CBA Equities Limited ACN 003 485 952	Sale	3,408.97	1,211 Ordinary shares	1,211
Friday, 12 August 2016	CBA Equities Limited ACN 003 485 952	Sale	3,904.40	1,387 Ordinary shares	1,387
Friday, 12 August 2016	CBA Equities Limited ACN 003 485 952	Sale	22,362.60	7,930 Ordinary shares	7,930
Friday, 12 August 2016	CBA Equities Limited ACN 003 485 952	Sale	13,852.28	4,835 Ordinary shares	4,835
Friday, 12 August 2016	CBA Equities Limited ACN 003 485 952	Sale	229,996.06	80,138 Ordinary shares	80,138
Friday, 12 August 2016	CBA Equities Limited ACN 003 485 952	Sale	3,805.62	1,326 Ordinary shares	1,326
Friday, 12 August 2016	CBA Equities Limited ACN 003 485 952	Sale	100,174.48	34,904 Ordinary shares	34,904
Monday, 15 August 2016	CBA Equities Limited ACN 003 485 952	Sale	18,154.45	6,415 Ordinary shares	6,415
Monday, 15 August 2016	CBA Equities Limited ACN 003	Sale	4,901.38	1,735 Ordinary shares	1,735

	485 952				
Monday, 15 August 2016	CBA Equities Limited ACN 003 485 952	Sale	377.06	133 Ordinary shares	133
Monday, 15 August 2016	CBA Equities Limited ACN 003 485 952	Sale	5,046.30	1,780 Ordinary shares	1,780
Monday, 15 August 2016	CBA Equities Limited ACN 003 485 952	Sale	1,981.67	699 Ordinary shares	699
Monday, 15 August 2016	CBA Equities Limited ACN 003 485 952	Sale	345.87	122 Ordinary shares	122
Monday, 15 August 2016	CBA Equities Limited ACN 003 485 952	Sale	8.48	3 Ordinary shares	3
Monday, 15 August 2016	CBA Equities Limited ACN 003 485 952	Sale	5,025.37	1,751 Ordinary shares	1,751
Monday, 15 August 2016	CBA Equities Limited ACN 003 485 952	Sale	251.43	89 Ordinary shares	89
Monday, 15 August 2016	CBA Equities Limited ACN 003 485 952	Sale	29,591.88	10,475 Ordinary shares	10,475
Monday, 15 August 2016	CBA Equities Limited ACN 003 485 952	Sale	14,975.66	5,218 Ordinary shares	5,218
Monday, 15 August 2016	CBA Equities Limited ACN 003 485 952	Sale	2,214.80	784 Ordinary shares	784
Thursday, 11 August 2016	CBA Equities Limited ACN 003 485 952	Purchase	20,044.72	7,058 Ordinary shares	7,058
Thursday, 11 August 2016	CBA Equities Limited ACN 003 485 952	Purchase	16,809.96	5,919 Ordinary shares	5,919
Friday, 12 August 2016	CBA Equities Limited ACN 003 485 952	Purchase	23,003.05	8,015 Ordinary shares	8,015
Friday, 12 August 2016	CBA Equities Limited ACN 003	Purchase	17,891.58	6,234 Ordinary shares	6,234

	485 952				
Tuesday, 16 August 2016	CBA Equities Limited ACN 003 485 952	Sale	49,912.17	17,391 Ordinary shares	17,391
Friday, 12 August 2016	CBA Equities Limited ACN 003 485 952	Purchase	15,406.52	5,444 Ordinary shares	5,444
Friday, 12 August 2016	CBA Equities Limited ACN 003 485 952	Purchase	4,522.34	1,598 Ordinary shares	1,598
Friday, 12 August 2016	CBA Equities Limited ACN 003 485 952	Purchase	4,604.06	1,607 Ordinary shares	1,607
Friday, 12 August 2016	CBA Equities Limited ACN 003 485 952	Purchase	9,344.72	3,256 Ordinary shares	3,256
Friday, 12 August 2016	CBA Equities Limited ACN 003 485 952	Purchase	177.94	62 Ordinary shares	62
Friday, 12 August 2016	CBA Equities Limited ACN 003 485 952	Purchase	11.48	4 Ordinary shares	4
Friday, 12 August 2016	CBA Equities Limited ACN 003 485 952	Purchase	111.93	39 Ordinary shares	39
Friday, 12 August 2016	CBA Equities Limited ACN 003 485 952	Purchase	367.36	128 Ordinary shares	128
Friday, 12 August 2016	CBA Equities Limited ACN 003 485 952	Purchase	4,063.92	1,416 Ordinary shares	1,416
Friday, 12 August 2016	CBA Equities Limited ACN 003 485 952	Purchase	14,198.40	4,930 Ordinary shares	4,930
Monday, 15 August 2016	CBA Equities Limited ACN 003 485 952	Purchase	20,001.03	6,969 Ordinary shares	6,969
Wednesday, 17 August 2016	CBA Equities Limited ACN 003 485 952	Sale	2,635.80	920 Ordinary shares	920
Wednesday, 17 August 2016	CBA Equities Limited ACN 003	Sale	2,280.54	796 Ordinary shares	796

	485 952				
Wednesday, 17 August 2016	CBA Equities Limited ACN 003 485 952	Sale	312.29	109 Ordinary shares	109
Wednesday, 17 August 2016	CBA Equities Limited ACN 003 485 952	Sale	810.80	283 Ordinary shares	283
Wednesday, 17 August 2016	CBA Equities Limited ACN 003 485 952	Sale	661.82	231 Ordinary shares	231
Wednesday, 17 August 2016	CBA Equities Limited ACN 003 485 952	Sale	340.94	119 Ordinary shares	119
Wednesday, 17 August 2016	CBA Equities Limited ACN 003 485 952	Sale	275.04	96 Ordinary shares	96
Wednesday, 17 August 2016	CBA Equities Limited ACN 003 485 952	Sale	13,924.80	4,835 Ordinary shares	4,835
Wednesday, 17 August 2016	CBA Equities Limited ACN 003 485 952	Sale	18,382.35	6,405 Ordinary shares	6,405
Wednesday, 17 August 2016	CBA Equities Limited ACN 003 485 952	Sale	578.73	202 Ordinary shares	202
Wednesday, 17 August 2016	CBA Equities Limited ACN 003 485 952	Sale	472.73	165 Ordinary shares	165
Wednesday, 17 August 2016	CBA Equities Limited ACN 003 485 952	Sale	1,128.81	394 Ordinary shares	394
Wednesday, 17 August 2016	CBA Equities Limited ACN 003 485 952	Sale	189.09	66 Ordinary shares	66
Wednesday, 17 August 2016	CBA Equities Limited ACN 003 485 952	Sale	154.71	54 Ordinary shares	54
Wednesday, 17 August 2016	CBA Equities Limited ACN 003 485 952	Sale	14.33	5 Ordinary shares	5
Wednesday, 17 August 2016	CBA Equities Limited ACN 003	Sale	260.72	91 Ordinary shares	91

	485 952				
Wednesday, 17 August 2016	CBA Equities Limited ACN 003 485 952	Sale	303.69	106 Ordinary shares	106
Wednesday, 17 August 2016	CBA Equities Limited ACN 003 485 952	Sale	243.53	85 Ordinary shares	85
Wednesday, 17 August 2016	CBA Equities Limited ACN 003 485 952	Sale	171.90	60 Ordinary shares	60
Wednesday, 17 August 2016	CBA Equities Limited ACN 003 485 952	Sale	315.15	110 Ordinary shares	110
Wednesday, 17 August 2016	CBA Equities Limited ACN 003 485 952	Sale	272.18	95 Ordinary shares	95
Wednesday, 17 August 2016	CBA Equities Limited ACN 003 485 952	Sale	257.85	90 Ordinary shares	90
Wednesday, 17 August 2016	CBA Equities Limited ACN 003 485 952	Sale	1,071.51	374 Ordinary shares	374
Wednesday, 17 August 2016	CBA Equities Limited ACN 003 485 952	Sale	4,584.00	1,600 Ordinary shares	1,600
Wednesday, 17 August 2016	CBA Equities Limited ACN 003 485 952	Sale	197.69	69 Ordinary shares	69
Wednesday, 17 August 2016	CBA Equities Limited ACN 003 485 952	Sale	157.58	55 Ordinary shares	55
Wednesday, 17 August 2016	CBA Equities Limited ACN 003 485 952	Sale	23,198.03	8,027 Ordinary shares	8,027
Monday, 15 August 2016	CBA Equities Limited ACN 003 485 952	Purchase	36,159.68	12,512 Ordinary shares	12,512
Tuesday, 16 August 2016	CBA Equities Limited ACN 003 485 952	Purchase	66.01	23 Ordinary shares	23
Tuesday, 16 August 2016	CBA Equities Limited ACN 003	Purchase	22,874.10	8,026 Ordinary shares	8,026

	485 952				
Tuesday, 16 August 2016	CBA Equities Limited ACN 003 485 952	Purchase	2,604.75	906 Ordinary shares	906
Tuesday, 16 August 2016	CBA Equities Limited ACN 003 485 952	Purchase	276.00	96 Ordinary shares	96
Tuesday, 16 August 2016	CBA Equities Limited ACN 003 485 952	Purchase	2,604.75	906 Ordinary shares	906
Tuesday, 16 August 2016	CBA Equities Limited ACN 003 485 952	Purchase	2,511.25	875 Ordinary shares	875
Tuesday, 16 August 2016	CBA Equities Limited ACN 003 485 952	Purchase	5,988.08	2,072 Ordinary shares	2,072
Tuesday, 16 August 2016	CBA Equities Limited ACN 003 485 952	Purchase	1,251.37	433 Ordinary shares	433
Tuesday, 16 August 2016	CBA Equities Limited ACN 003 485 952	Purchase	11,594.68	4,012 Ordinary shares	4,012
Tuesday, 16 August 2016	CBA Equities Limited ACN 003 485 952	Purchase	1,164.67	403 Ordinary shares	403
Tuesday, 16 August 2016	CBA Equities Limited ACN 003 485 952	Purchase	9,132.40	3,160 Ordinary shares	3,160
Tuesday, 16 August 2016	CBA Equities Limited ACN 003 485 952	Purchase	1,942.99	677 Ordinary shares	677
Tuesday, 16 August 2016	CBA Equities Limited ACN 003 485 952	Purchase	4,124.19	1,437 Ordinary shares	1,437
Tuesday, 16 August 2016	CBA Equities Limited ACN 003 485 952	Purchase	48.79	17 Ordinary shares	17
Tuesday, 16 August 2016	CBA Equities Limited ACN 003 485 952	Purchase	2,287.39	797 Ordinary shares	797
Friday, 19 August 2016	CBA Equities Limited ACN 003	Sale	9,276.90	3,210 Ordinary shares	3,210

	485 952				
Wednesday, 17 August 2016	CBA Equities Limited ACN 003 485 952	Purchase	49,418.53	17,219 Ordinary shares	17,219
Monday, 22 August 2016	CBA Equities Limited ACN 003 485 952	Sale	40,556.67	13,937 Ordinary shares	13,937
Monday, 22 August 2016	CBA Equities Limited ACN 003 485 952	Sale	3,556.38	1,237 Ordinary shares	1,237
Monday, 22 August 2016	CBA Equities Limited ACN 003 485 952	Sale	18,489.60	6,420 Ordinary shares	6,420
Monday, 22 August 2016	CBA Equities Limited ACN 003 485 952	Sale	1,587.45	557 Ordinary shares	557
Monday, 22 August 2016	CBA Equities Limited ACN 003 485 952	Sale	2,562.15	899 Ordinary shares	899
Monday, 22 August 2016	CBA Equities Limited ACN 003 485 952	Sale	2,466.77	861 Ordinary shares	861
Monday, 22 August 2016	CBA Equities Limited ACN 003 485 952	Sale	289.37	101 Ordinary shares	101
Monday, 22 August 2016	CBA Equities Limited ACN 003 485 952	Sale	14.33	5 Ordinary shares	5
Monday, 22 August 2016	CBA Equities Limited ACN 003 485 952	Sale	5.73	2 Ordinary shares	2
Monday, 22 August 2016	CBA Equities Limited ACN 003 485 952	Sale	1,575.75	550 Ordinary shares	550
Monday, 22 August 2016	CBA Equities Limited ACN 003 485 952	Sale	2.87	1 Ordinary shares	1
Monday, 22 August 2016	CBA Equities Limited ACN 003 485 952	Sale	2,105.78	735 Ordinary shares	735
Monday, 22 August 2016	CBA Equities Limited ACN 003	Sale	8.60	3 Ordinary shares	3

	485 952				
Monday, 22 August 2016	CBA Equities Limited ACN 003 485 952	Sale	20.06	7 Ordinary shares	7
Monday, 22 August 2016	CBA Equities Limited ACN 003 485 952	Sale	120.33	42 Ordinary shares	42
Monday, 22 August 2016	CBA Equities Limited ACN 003 485 952	Sale	349.53	122 Ordinary shares	122
Monday, 22 August 2016	CBA Equities Limited ACN 003 485 952	Sale	2.87	1 Ordinary shares	1
Monday, 22 August 2016	CBA Equities Limited ACN 003 485 952	Sale	140.39	49 Ordinary shares	49
Monday, 22 August 2016	CBA Equities Limited ACN 003 485 952	Sale	1,283.52	448 Ordinary shares	448
Monday, 22 August 2016	CBA Equities Limited ACN 003 485 952	Sale	1,867.98	652 Ordinary shares	652
Monday, 22 August 2016	CBA Equities Limited ACN 003 485 952	Sale	2.87	1 Ordinary shares	1
Monday, 22 August 2016	CBA Equities Limited ACN 003 485 952	Sale	14.33	5 Ordinary shares	5
Monday, 22 August 2016	CBA Equities Limited ACN 003 485 952	Sale	8.60	3 Ordinary shares	3
Monday, 22 August 2016	CBA Equities Limited ACN 003 485 952	Sale	1,635.90	574 Ordinary shares	574
Friday, 19 August 2016	CBA Equities Limited ACN 003 485 952	Purchase	14,602.50	4,950 Ordinary shares	4,950
Tuesday, 23 August 2016	CBA Equities Limited ACN 003 485 952	Sale	12,571.20	4,365 Ordinary shares	4,365
Tuesday, 23 August 2016	CBA Equities Limited ACN 003	Sale	7,640.64	2,653 Ordinary shares	2,653

	485 952				
Friday, 19 August 2016	CBA Equities Limited ACN 003 485 952	Purchase	19,052.55	6,415 Ordinary shares	6,415
Friday, 19 August 2016	CBA Equities Limited ACN 003 485 952	Purchase	12,174.48	4,113 Ordinary shares	4,113
Friday, 19 August 2016	CBA Equities Limited ACN 003 485 952	Purchase	2,320.64	784 Ordinary shares	784
Friday, 19 August 2016	CBA Equities Limited ACN 003 485 952	Purchase	8,803.04	2,974 Ordinary shares	2,974
Friday, 19 August 2016	CBA Equities Limited ACN 003 485 952	Purchase	18,650.96	6,301 Ordinary shares	6,301
Friday, 19 August 2016	CBA Equities Limited ACN 003 485 952	Purchase	5,982.16	2,021 Ordinary shares	2,021
Friday, 19 August 2016	CBA Equities Limited ACN 003 485 952	Purchase	14,074.80	4,755 Ordinary shares	4,755
Tuesday, 23 August 2016	CBA Equities Limited ACN 003 485 952	Sale	4,099.07	1,399 Ordinary shares	1,399
Tuesday, 23 August 2016	CBA Equities Limited ACN 003 485 952	Sale	5,291.58	1,806 Ordinary shares	1,806
Wednesday, 24 August 2016	CBA Equities Limited ACN 003 485 952	Sale	27,237.20	9,140 Ordinary shares	9,140
Monday, 22 August 2016	CBA Equities Limited ACN 003 485 952	Purchase	46,670.58	15,714 Ordinary shares	15,714
Wednesday, 24 August 2016	CBA Equities Limited ACN 003 485 952	Sale	214.20	72 Ordinary shares	72
Wednesday, 24 August 2016	CBA Equities Limited ACN 003 485 952	Sale	937.13	315 Ordinary shares	315
Wednesday, 24 August 2016	CBA Equities Limited ACN 003	Sale	2,552.55	858 Ordinary shares	858

	485 952				
Wednesday, 24 August 2016	CBA Equities Limited ACN 003 485 952	Sale	130.90	44 Ordinary shares	44
Wednesday, 24 August 2016	CBA Equities Limited ACN 003 485 952	Sale	3,644.54	1,223 Ordinary shares	1,223
Wednesday, 24 August 2016	CBA Equities Limited ACN 003 485 952	Sale	7,163.92	2,404 Ordinary shares	2,404
Wednesday, 24 August 2016	CBA Equities Limited ACN 003 485 952	Sale	4,773.96	1,602 Ordinary shares	1,602
Wednesday, 24 August 2016	CBA Equities Limited ACN 003 485 952	Sale	4,553.44	1,528 Ordinary shares	1,528
Monday, 22 August 2016	CBA Equities Limited ACN 003 485 952	Purchase	24,155.25	8,025 Ordinary shares	8,025
Wednesday, 24 August 2016	CBA Equities Limited ACN 003 485 952	Sale	943.08	317 Ordinary shares	317
Tuesday, 23 August 2016	CBA Equities Limited ACN 003 485 952	Purchase	227.15	77 Ordinary shares	77
Thursday, 25 August 2016	CBA Equities Limited ACN 003 485 952	Sale	9,550.90	3,205 Ordinary shares	3,205
Tuesday, 23 August 2016	CBA Equities Limited ACN 003 485 952	Purchase	62,347.90	20,645 Ordinary shares	20,645
Tuesday, 23 August 2016	CBA Equities Limited ACN 003 485 952	Purchase	35,126.70	11,670 Ordinary shares	11,670
Thursday, 25 August 2016	CBA Equities Limited ACN 003 485 952	Sale	9,663.08	3,205 Ordinary shares	3,205
Tuesday, 23 August 2016	CBA Equities Limited ACN 003 485 952	Purchase	2,492.75	845 Ordinary shares	845
Tuesday, 23 August 2016	CBA Equities Limited ACN 003	Purchase	958.75	325 Ordinary shares	325

	485 952				
Tuesday, 23 August 2016	CBA Equities Limited ACN 003 485 952	Purchase	9,991.65	3,387 Ordinary shares	3,387
Tuesday, 23 August 2016	CBA Equities Limited ACN 003 485 952	Purchase	2,401.30	814 Ordinary shares	814
Tuesday, 23 August 2016	CBA Equities Limited ACN 003 485 952	Purchase	1,678.55	569 Ordinary shares	569
Tuesday, 23 August 2016	CBA Equities Limited ACN 003 485 952	Purchase	2,115.15	717 Ordinary shares	717
Friday, 26 August 2016	CBA Equities Limited ACN 003 485 952	Sale	20,134.35	6,645 Ordinary shares	6,645
Wednesday, 24 August 2016	CBA Equities Limited ACN 003 485 952	Purchase	1,355.20	448 Ordinary shares	448
Wednesday, 24 August 2016	CBA Equities Limited ACN 003 485 952	Purchase	18,935.91	6,291 Ordinary shares	6,291
Wednesday, 24 August 2016	CBA Equities Limited ACN 003 485 952	Purchase	24,019.80	7,980 Ordinary shares	7,980
Wednesday, 24 August 2016	CBA Equities Limited ACN 003 485 952	Purchase	1,163.79	386 Ordinary shares	386
Wednesday, 24 August 2016	CBA Equities Limited ACN 003 485 952	Purchase	19,309.15	6,415 Ordinary shares	6,415
Wednesday, 24 August 2016	CBA Equities Limited ACN 003 485 952	Purchase	9,615.00	3,205 Ordinary shares	3,205
Wednesday, 24 August 2016	CBA Equities Limited ACN 003 485 952	Purchase	953.81	319 Ordinary shares	319
Wednesday, 24 August 2016	CBA Equities Limited ACN 003 485 952	Purchase	49,666.89	16,611 Ordinary shares	16,611
Monday, 29 August 2016	CBA Equities Limited ACN 003	Sale	75.20	27 Ordinary shares	27

	485 952				
Monday, 29 August 2016	CBA Equities Limited ACN 003 485 952	Sale	16,013.75	5,750 Ordinary shares	5,750
Monday, 29 August 2016	CBA Equities Limited ACN 003 485 952	Sale	13,517.55	4,845 Ordinary shares	4,845
Monday, 29 August 2016	CBA Equities Limited ACN 003 485 952	Sale	7,316.40	2,613 Ordinary shares	2,613
Monday, 29 August 2016	CBA Equities Limited ACN 003 485 952	Sale	39,998.00	14,285 Ordinary shares	14,285
Monday, 29 August 2016	CBA Equities Limited ACN 003 485 952	Sale	12,720.40	4,543 Ordinary shares	4,543
Thursday, 25 August 2016	CBA Equities Limited ACN 003 485 952	Purchase	9,358.60	3,205 Ordinary shares	3,205
Monday, 29 August 2016	CBA Equities Limited ACN 003 485 952	Sale	1,396.50	490 Ordinary shares	490
Monday, 29 August 2016	CBA Equities Limited ACN 003 485 952	Sale	698.25	245 Ordinary shares	245
Monday, 29 August 2016	CBA Equities Limited ACN 003 485 952	Sale	6,891.30	2,470 Ordinary shares	2,470
Monday, 29 August 2016	CBA Equities Limited ACN 003 485 952	Sale	2.79	1 Ordinary shares	1
Monday, 29 August 2016	CBA Equities Limited ACN 003 485 952	Sale	17,981.40	6,515 Ordinary shares	6,515
Monday, 29 August 2016	CBA Equities Limited ACN 003 485 952	Sale	17,833.70	6,415 Ordinary shares	6,415
Thursday, 25 August 2016	CBA Equities Limited ACN 003 485 952	Purchase	4,882.24	1,672 Ordinary shares	1,672
Friday, 26 August 2016	CBA Equities Limited ACN 003	Purchase	5,000.80	1,786 Ordinary shares	1,786

	485 952				
Friday, 26 August 2016	CBA Equities Limited ACN 003 485 952	Purchase	5,328.90	1,910 Ordinary shares	1,910
Friday, 26 August 2016	CBA Equities Limited ACN 003 485 952	Purchase	9,038.10	3,205 Ordinary shares	3,205
Friday, 26 August 2016	CBA Equities Limited ACN 003 485 952	Purchase	6,846.96	2,428 Ordinary shares	2,428
Monday, 29 August 2016	CBA Equities Limited ACN 003 485 952	Purchase	215.60	77 Ordinary shares	77
Monday, 29 August 2016	CBA Equities Limited ACN 003 485 952	Purchase	19,642.00	7,015 Ordinary shares	7,015
Thursday, 2 June 2016	Colonial First State Asset Management (Australia) Limited ACN 114 194 311	Purchase	332,639.45	98,888 Ordinary shares	98,888
Tuesday, 7 June 2016	Colonial First State Asset Management (Australia) Limited ACN 114 194 311	Purchase	96,531.06	28,019 Ordinary shares	28,019
Tuesday, 7 June 2016	Colonial First State Asset Management (Australia) Limited ACN 114 194 311	Purchase	575,402.45	167,986 Ordinary shares	167,986
Thursday, 30 June 2016	Colonial First State Asset Management (Australia) Limited ACN 114 194 311	Purchase	240,600.03	80,676 Ordinary shares	80,676
Thursday, 30 June 2016	Colonial First State Asset Management (Australia) Limited ACN 114 194 311	Purchase	351,722.04	118,821 Ordinary shares	118,821
Friday, 1 July 2016	Colonial First State Asset Management (Australia) Limited ACN 114 194 311	Purchase	21,476.33	6,322 Ordinary shares	6,322
Friday, 15 July 2016	Colonial First State Asset Management (Australia) Limited ACN 114 194 311	Purchase	376,131.05	129,348 Ordinary shares	129,348

Friday, 15 July 2016	Colonial First State Asset Management (Australia) Limited ACN 114 194 311	Purchase	123,104.08	42,523 Ordinary shares	42,523
Wednesday, 20 July 2016	Colonial First State Asset Management (Australia) Limited ACN 114 194 311	Purchase	601,615.11	208,265 Ordinary shares	208,265
Tuesday, 7 June 2016	Colonial First State Asset Management (Australia) Limited ACN 114 194 311	Purchase	18,661.66	5,378 Ordinary shares	5,378
Friday, 1 July 2016	Colonial First State Asset Management (Australia) Limited ACN 114 194 311	Purchase	520.09	153 Ordinary shares	153
Thursday, 14 July 2016	Colonial First State Asset Management (Australia) Limited ACN 114 194 311	Sale	3,930.08	1,276 Ordinary shares	1,276
Thursday, 2 June 2016	Colonial First State Asset Management (Australia) Limited ACN 114 194 311	Purchase	5,617.55	1,670 Ordinary shares	1,670
Tuesday, 7 June 2016	Colonial First State Asset Management (Australia) Limited ACN 114 194 311	Purchase	19,356.37	5,651 Ordinary shares	5,651
Thursday, 9 June 2016	Colonial First State Asset Management (Australia) Limited ACN 114 194 311	Purchase	4,009.29	1,192 Ordinary shares	1,192
Wednesday, 13 July 2016	Colonial First State Asset Management (Australia) Limited ACN 114 194 311	Sale	32,013.40	10,852 Ordinary shares	10,852
Monday, 25 July 2016	Colonial First State Asset Management (Australia) Limited ACN 114 194 311	Sale	33,365.12	11,272 Ordinary shares	11,272
Thursday, 2 June 2016	Colonial First State Asset Management (Australia) Limited ACN 114 194 311	Purchase	529,404.94	157,383 Ordinary shares	157,383
Wednesday, 8 June 2016	Colonial First State Asset Management (Australia) Limited	Sale	52,160.26	15,541 Ordinary shares	15,541

	ACN 114 194 311				
Tuesday, 7 June 2016	Colonial First State Asset Management (Australia) Limited ACN 114 194 311	Purchase	1,893,512.69	552,802 Ordinary shares	552,802
Friday, 10 June 2016	Colonial First State Asset Management (Australia) Limited ACN 114 194 311	Sale	26,434.45	7,590 Ordinary shares	7,590
Tuesday, 14 June 2016	Colonial First State Asset Management (Australia) Limited ACN 114 194 311	Sale	155,356.94	45,851 Ordinary shares	45,851
Thursday, 9 June 2016	Colonial First State Asset Management (Australia) Limited ACN 114 194 311	Purchase	247,657.87	73,631 Ordinary shares	73,631
Friday, 10 June 2016	Colonial First State Asset Management (Australia) Limited ACN 114 194 311	Purchase	231,389.81	68,823 Ordinary shares	68,823
Tuesday, 28 June 2016	Colonial First State Asset Management (Australia) Limited ACN 114 194 311	Sale	208,170.14	68,432 Ordinary shares	68,432
Thursday, 30 June 2016	Colonial First State Asset Management (Australia) Limited ACN 114 194 311	Sale	102,757.42	35,794 Ordinary shares	35,794
Thursday, 14 July 2016	Colonial First State Asset Management (Australia) Limited ACN 114 194 311	Purchase	132,081.07	45,782 Ordinary shares	45,782
Thursday, 14 July 2016	Colonial First State Asset Management (Australia) Limited ACN 114 194 311	Purchase	301,983.90	105,111 Ordinary shares	105,111
Friday, 29 July 2016	Colonial First State Asset Management (Australia) Limited ACN 114 194 311	Sale	155,673.44	53,485 Ordinary shares	53,485
Thursday, 28 July 2016	Colonial First State Asset Management (Australia) Limited ACN 114 194 311	Purchase	445,323.63	151,915 Ordinary shares	151,915

Wednesday, 10 August 2016	Colonial First State Asset Management (Australia) Limited ACN 114 194 311	Sale	159,059.07	57,300 Ordinary shares	57,300
Thursday, 11 August 2016	Colonial First State Asset Management (Australia) Limited ACN 114 194 311	Sale	72,012.00	25,500 Ordinary shares	25,500
Wednesday, 10 August 2016	Colonial First State Asset Management (Australia) Limited ACN 114 194 311	Purchase	72,527.10	25,500 Ordinary shares	25,500
Thursday, 9 June 2016	Colonial First State Asset Management (Australia) Limited ACN 114 194 311	Sale	34,233.22	9,882 Ordinary shares	9,882
Tuesday, 14 June 2016	Colonial First State Asset Management (Australia) Limited ACN 114 194 311	Sale	36,937.35	10,870 Ordinary shares	10,870
Wednesday, 15 June 2016	Colonial First State Asset Management (Australia) Limited ACN 114 194 311	Sale	41,454.71	12,348 Ordinary shares	12,348
Tuesday, 14 June 2016	Colonial First State Asset Management (Australia) Limited ACN 114 194 311	Purchase	17,942.51	5,486 Ordinary shares	5,486
Friday, 17 June 2016	Colonial First State Asset Management (Australia) Limited ACN 114 194 311	Sale	622,490.30	193,711 Ordinary shares	193,711
Monday, 20 June 2016	Colonial First State Asset Management (Australia) Limited ACN 114 194 311	Sale	479,343.48	148,220 Ordinary shares	148,220
Monday, 20 June 2016	Colonial First State Asset Management (Australia) Limited ACN 114 194 311	Sale	47,988.80	14,826 Ordinary shares	14,826
Tuesday, 21 June 2016	Colonial First State Asset Management (Australia) Limited ACN 114 194 311	Sale	189,596.86	58,686 Ordinary shares	58,686
Tuesday, 7 June 2016	Colonial First State Asset Management (Australia) Limited	Purchase	71,649.82	20,797 Ordinary shares	20,797

	ACN 114 194 311				
Tuesday, 7 June 2016	Colonial First State Asset Management (Australia) Limited ACN 114 194 311	Purchase	427,083.53	124,685 Ordinary shares	124,685
Thursday, 30 June 2016	Colonial First State Asset Management (Australia) Limited ACN 114 194 311	Purchase	73,410.48	24,800 Ordinary shares	24,800
Friday, 1 July 2016	Colonial First State Asset Management (Australia) Limited ACN 114 194 311	Purchase	10,409.04	3,064 Ordinary shares	3,064
Thursday, 14 July 2016	Colonial First State Asset Management (Australia) Limited ACN 114 194 311	Purchase	25,820.75	8,950 Ordinary shares	8,950
Thursday, 14 July 2016	Colonial First State Asset Management (Australia) Limited ACN 114 194 311	Purchase	59,031.53	20,547 Ordinary shares	20,547
Thursday, 14 July 2016	Colonial First State Asset Management (Australia) Limited ACN 114 194 311	Purchase	2,507.07	869 Ordinary shares	869
Thursday, 14 July 2016	Colonial First State Asset Management (Australia) Limited ACN 114 194 311	Purchase	36,578.92	12,679 Ordinary shares	12,679
Friday, 15 July 2016	Colonial First State Asset Management (Australia) Limited ACN 114 194 311	Purchase	94,826.62	32,610 Ordinary shares	32,610
Friday, 15 July 2016	Colonial First State Asset Management (Australia) Limited ACN 114 194 311	Purchase	31,034.40	10,720 Ordinary shares	10,720
Monday, 25 July 2016	Colonial First State Asset Management (Australia) Limited ACN 114 194 311	Sale	1,862,483.62	644,458 Ordinary shares	644,458
Tuesday, 7 June 2016	Colonial First State Asset Management (Australia) Limited ACN 114 194 311	Purchase	473,742.56	137,508 Ordinary shares	137,508

Tuesday, 7 June 2016	Colonial First State Asset Management (Australia) Limited ACN 114 194 311	Purchase	2,823,800.19	824,395 Ordinary shares	824,395
Thursday, 30 June 2016	Colonial First State Asset Management (Australia) Limited ACN 114 194 311	Purchase	485,323.20	163,955 Ordinary shares	163,955
Friday, 1 July 2016	Colonial First State Asset Management (Australia) Limited ACN 114 194 311	Purchase	49,903.85	14,690 Ordinary shares	14,690
Thursday, 14 July 2016	Colonial First State Asset Management (Australia) Limited ACN 114 194 311	Purchase	390,572.86	135,946 Ordinary shares	135,946
Thursday, 14 July 2016	Colonial First State Asset Management (Australia) Limited ACN 114 194 311	Purchase	170,829.50	59,213 Ordinary shares	59,213
Thursday, 14 July 2016	Colonial First State Asset Management (Australia) Limited ACN 114 194 311	Purchase	242,005.34	83,884 Ordinary shares	83,884
Thursday, 14 July 2016	Colonial First State Asset Management (Australia) Limited ACN 114 194 311	Purchase	16,588.75	5,750 Ordinary shares	5,750
Friday, 15 July 2016	Colonial First State Asset Management (Australia) Limited ACN 114 194 311	Purchase	627,449.21	215,774 Ordinary shares	215,774
Friday, 15 July 2016	Colonial First State Asset Management (Australia) Limited ACN 114 194 311	Purchase	205,356.82	70,935 Ordinary shares	70,935
Friday, 1 July 2016	Colonial First State Asset Management (Australia) Limited ACN 114 194 311	Sale	13,537.50	4,750 Ordinary shares	4,750
Wednesday, 24 August 2016	Colonial First State Asset Management (Australia) Limited ACN 114 194 311	Purchase	8,566.35	2,865 Ordinary shares	2,865
Tuesday, 7 June 2016	Colonial First State Asset Management (Australia) Limited	Purchase	23,936.06	6,898 Ordinary shares	6,898

	ACN 114 194 311				
Friday, 1 July 2016	Colonial First State Asset Management (Australia) Limited ACN 114 194 311	Purchase	89,887.28	29,764 Ordinary shares	29,764
Thursday, 7 July 2016	Colonial First State Asset Management (Australia) Limited ACN 114 194 311	Purchase	13,923.36	4,752 Ordinary shares	4,752
Friday, 29 July 2016	Colonial First State Asset Management (Australia) Limited ACN 114 194 311	Sale	91,487.49	31,439 Ordinary shares	31,439
Tuesday, 2 August 2016	Colonial First State Asset Management (Australia) Limited ACN 114 194 311	Purchase	29,027.18	10,114 Ordinary shares	10,114
Tuesday, 7 June 2016	Colonial First State Asset Management (Australia) Limited ACN 114 194 311	Purchase	2,964,008.00	865,328 Ordinary shares	865,328
Tuesday, 7 June 2016	Colonial First State Asset Management (Australia) Limited ACN 114 194 311	Purchase	497,262.94	144,335 Ordinary shares	144,335
Thursday, 30 June 2016	Colonial First State Asset Management (Australia) Limited ACN 114 194 311	Purchase	338,204.75	113,404 Ordinary shares	113,404
Thursday, 30 June 2016	Colonial First State Asset Management (Australia) Limited ACN 114 194 311	Purchase	678,007.94	229,049 Ordinary shares	229,049
Friday, 1 July 2016	Colonial First State Asset Management (Australia) Limited ACN 114 194 311	Purchase	72,323.99	21,291 Ordinary shares	21,291
Thursday, 14 July 2016	Colonial First State Asset Management (Australia) Limited ACN 114 194 311	Purchase	253,620.35	87,910 Ordinary shares	87,910
Thursday, 14 July 2016	Colonial First State Asset Management (Australia) Limited ACN 114 194 311	Purchase	179,028.68	62,055 Ordinary shares	62,055

Thursday, 14 July 2016	Colonial First State Asset Management (Australia) Limited ACN 114 194 311	Purchase	409,319.18	142,471 Ordinary shares	142,471
Thursday, 14 July 2016	Colonial First State Asset Management (Australia) Limited ACN 114 194 311	Purchase	17,385.01	6,026 Ordinary shares	6,026
Friday, 15 July 2016	Colonial First State Asset Management (Australia) Limited ACN 114 194 311	Purchase	657,909.47	226,249 Ordinary shares	226,249
Friday, 15 July 2016	Colonial First State Asset Management (Australia) Limited ACN 114 194 311	Purchase	215,324.31	74,378 Ordinary shares	74,378
Monday, 18 July 2016	Colonial First State Asset Management (Australia) Limited ACN 114 194 311	Purchase	49,929.97	17,174 Ordinary shares	17,174
Monday, 18 July 2016	Colonial First State Asset Management (Australia) Limited ACN 114 194 311	Purchase	21,462.24	7,386 Ordinary shares	7,386
Friday, 29 July 2016	Colonial First State Asset Management (Australia) Limited ACN 114 194 311	Purchase	92,246.44	32,098 Ordinary shares	32,098
Friday, 22 July 2016	Colonial First State Asset Management (Australia) Limited ACN 114 194 311	Purchase	171,807.61	59,449 Ordinary shares	59,449
Thursday, 28 July 2016	Colonial First State Asset Management (Australia) Limited ACN 114 194 311	Sale	171,522.25	59,449 Ordinary shares	59,449
Thursday, 16 June 2016	Colonial First State Asset Management (Australia) Limited ACN 114 194 311	Purchase	21,377.52	6,598 Ordinary shares	6,598
Monday, 20 June 2016	Colonial First State Asset Management (Australia) Limited ACN 114 194 311	Purchase	10,291.20	3,072 Ordinary shares	3,072
Tuesday, 21 June 2016	Colonial First State Asset Management (Australia) Limited	Purchase	11,839.12	3,566 Ordinary shares	3,566

	ACN 114 194 311				
Tuesday, 21 June 2016	Colonial First State Asset Management (Australia) Limited ACN 114 194 311	Purchase	9,813.92	2,956 Ordinary shares	2,956
Monday, 27 June 2016	Colonial First State Asset Management (Australia) Limited ACN 114 194 311	Purchase	14,737.92	4,864 Ordinary shares	4,864
Wednesday, 29 June 2016	Colonial First State Asset Management (Australia) Limited ACN 114 194 311	Purchase	13,537.50	4,750 Ordinary shares	4,750
Thursday, 30 June 2016	Colonial First State Asset Management (Australia) Limited ACN 114 194 311	Purchase	18,509.04	6,232 Ordinary shares	6,232
Friday, 1 July 2016	Colonial First State Asset Management (Australia) Limited ACN 114 194 311	Purchase	20,098.10	6,655 Ordinary shares	6,655
Tuesday, 5 July 2016	Colonial First State Asset Management (Australia) Limited ACN 114 194 311	Purchase	9,530.88	3,264 Ordinary shares	3,264
Wednesday, 13 July 2016	Colonial First State Asset Management (Australia) Limited ACN 114 194 311	Purchase	10,407.25	3,325 Ordinary shares	3,325
Friday, 15 July 2016	Colonial First State Asset Management (Australia) Limited ACN 114 194 311	Purchase	34,460.70	11,883 Ordinary shares	11,883
Thursday, 28 July 2016	Colonial First State Asset Management (Australia) Limited ACN 114 194 311	Sale	8,781.12	3,049 Ordinary shares	3,049
Friday, 12 August 2016	Colonial First State Asset Management (Australia) Limited ACN 114 194 311	Purchase	261,129.82	90,986 Ordinary shares	90,986
Tuesday, 16 August 2016	Colonial First State Asset Management (Australia) Limited ACN 114 194 311	Purchase	17,137.05	6,013 Ordinary shares	6,013

Thursday, 25 August 2016	Colonial First State Asset Management (Australia) Limited ACN 114 194 311	Sale	11,143.02	3,702 Ordinary shares	3,702
Tuesday, 7 June 2016	Colonial First State Asset Management (Australia) Limited ACN 114 194 311	Purchase	742,015.89	216,628 Ordinary shares	216,628
Tuesday, 7 June 2016	Colonial First State Asset Management (Australia) Limited ACN 114 194 311	Purchase	124,485.41	36,133 Ordinary shares	36,133
Tuesday, 14 June 2016	Colonial First State Asset Management (Australia) Limited ACN 114 194 311	Purchase	320,517.86	98,237 Ordinary shares	98,237
Friday, 22 July 2016	Colonial First State Asset Management (Australia) Limited ACN 114 194 311	Purchase	446,178.16	153,210 Ordinary shares	153,210
Friday, 5 August 2016	Colonial First State Asset Management (Australia) Limited ACN 114 194 311	Sale	226,025.54	80,836 Ordinary shares	80,836
Thursday, 25 August 2016	Colonial First State Asset Management (Australia) Limited ACN 114 194 311	Sale	37,898.94	12,617 Ordinary shares	12,617
Thursday, 9 June 2016	Colonial First State Asset Management (Australia) Limited ACN 114 194 311	Sale	312,186.78	90,118 Ordinary shares	90,118
Tuesday, 14 June 2016	Colonial First State Asset Management (Australia) Limited ACN 114 194 311	Sale	336,853.65	99,130 Ordinary shares	99,130
Wednesday, 15 June 2016	Colonial First State Asset Management (Australia) Limited ACN 114 194 311	Sale	378,195.29	112,652 Ordinary shares	112,652
Tuesday, 14 June 2016	Colonial First State Asset Management (Australia) Limited ACN 114 194 311	Purchase	163,683.72	50,047 Ordinary shares	50,047
Friday, 17 June 2016	Colonial First State Asset Management (Australia) Limited	Sale	5,675,969.70	1,766,289 Ordinary shares	1,766,289

	ACN 114 194 311				
Monday, 20 June 2016	Colonial First State Asset Management (Australia) Limited ACN 114 194 311	Sale	437,531.20	135,174 Ordinary shares	135,174
Monday, 20 June 2016	Colonial First State Asset Management (Australia) Limited ACN 114 194 311	Sale	4,371,656.52	1,351,780 Ordinary shares	1,351,780
Tuesday, 21 June 2016	Colonial First State Asset Management (Australia) Limited ACN 114 194 311	Sale	1,668,650.09	516,498 Ordinary shares	516,498
Thursday, 9 June 2016	Colonial First State Asset Management (Australia) Limited ACN 114 194 311	Purchase	100,998.00	30,000 Ordinary shares	30,000
Monday, 27 June 2016	Colonial First State Asset Management (Australia) Limited ACN 114 194 311	Sale	647,760.00	200,000 Ordinary shares	200,000
Thursday, 30 June 2016	Colonial First State Asset Management (Australia) Limited ACN 114 194 311	Sale	296,511.69	102,884 Ordinary shares	102,884
Friday, 1 July 2016	Colonial First State Asset Management (Australia) Limited ACN 114 194 311	Sale	513,000.00	180,000 Ordinary shares	180,000
Friday, 1 July 2016	Colonial First State Asset Management (Australia) Limited ACN 114 194 311	Sale	169,144.85	58,625 Ordinary shares	58,625
Monday, 4 July 2016	Colonial First State Asset Management (Australia) Limited ACN 114 194 311	Sale	113,871.77	38,491 Ordinary shares	38,491
Tuesday, 5 July 2016	Colonial First State Asset Management (Australia) Limited ACN 114 194 311	Sale	300,680.00	100,000 Ordinary shares	100,000
Tuesday, 12 July 2016	Colonial First State Asset Management (Australia) Limited ACN 114 194 311	Sale	293,430.00	100,000 Ordinary shares	100,000

Monday, 18 July 2016	Colonial First State Asset Management (Australia) Limited ACN 114 194 311	Sale	1,147,280.00	400,000 Ordinary shares	400,000
Tuesday, 26 July 2016	Colonial First State Asset Management (Australia) Limited ACN 114 194 311	Sale	436,125.00	150,000 Ordinary shares	150,000
Wednesday, 27 July 2016	Colonial First State Asset Management (Australia) Limited ACN 114 194 311	Sale	578,700.00	200,000 Ordinary shares	200,000
Thursday, 28 July 2016	Colonial First State Asset Management (Australia) Limited ACN 114 194 311	Sale	577,700.00	200,000 Ordinary shares	200,000
Wednesday, 3 August 2016	Colonial First State Asset Management (Australia) Limited ACN 114 194 311	Sale	861,240.00	300,000 Ordinary shares	300,000
Friday, 5 August 2016	Colonial First State Asset Management (Australia) Limited ACN 114 194 311	Sale	111,468.00	40,000 Ordinary shares	40,000
Wednesday, 10 August 2016	Colonial First State Asset Management (Australia) Limited ACN 114 194 311	Sale	278,090.00	100,000 Ordinary shares	100,000
Friday, 19 August 2016	Colonial First State Asset Management (Australia) Limited ACN 114 194 311	Sale	1,371,747.62	477,628 Ordinary shares	477,628
Tuesday, 7 June 2016	Colonial First State Asset Management (Australia) Limited ACN 114 194 311	Purchase	397,772.46	115,457 Ordinary shares	115,457
Tuesday, 7 June 2016	Colonial First State Asset Management (Australia) Limited ACN 114 194 311	Purchase	2,370,982.38	692,197 Ordinary shares	692,197
Friday, 24 June 2016	Colonial First State Asset Management (Australia) Limited ACN 114 194 311	Sale	37,683.70	11,429 Ordinary shares	11,429
Thursday, 30 June 2016	Colonial First State Asset Management (Australia) Limited	Purchase	405,995.48	137,156 Ordinary shares	137,156

	ACN 114 194 311				
Friday, 1 July 2016	Colonial First State Asset Management (Australia) Limited ACN 114 194 311	Purchase	57,883.10	17,039 Ordinary shares	17,039
Thursday, 14 July 2016	Colonial First State Asset Management (Australia) Limited ACN 114 194 311	Purchase	13,859.54	4,804 Ordinary shares	4,804
Thursday, 14 July 2016	Colonial First State Asset Management (Australia) Limited ACN 114 194 311	Purchase	202,180.80	70,080 Ordinary shares	70,080
Thursday, 14 July 2016	Colonial First State Asset Management (Australia) Limited ACN 114 194 311	Purchase	142,718.06	49,469 Ordinary shares	49,469
Thursday, 14 July 2016	Colonial First State Asset Management (Australia) Limited ACN 114 194 311	Purchase	326,300.98	113,575 Ordinary shares	113,575
Friday, 15 July 2016	Colonial First State Asset Management (Australia) Limited ACN 114 194 311	Purchase	524,939.92	180,522 Ordinary shares	180,522
Friday, 15 July 2016	Colonial First State Asset Management (Australia) Limited ACN 114 194 311	Purchase	171,803.78	59,345 Ordinary shares	59,345
Friday, 22 July 2016	Colonial First State Asset Management (Australia) Limited ACN 114 194 311	Purchase	814,402.00	281,800 Ordinary shares	281,800
Monday, 8 August 2016	Colonial First State Asset Management (Australia) Limited ACN 114 194 311	Sale	209,017.78	73,837 Ordinary shares	73,837
Thursday, 25 August 2016	Colonial First State Asset Management (Australia) Limited ACN 114 194 311	Sale	92,679.25	30,854 Ordinary shares	30,854
Tuesday, 7 June 2016	Colonial First State Asset Management (Australia) Limited ACN 114 194 311	Purchase	32,126.49	9,325 Ordinary shares	9,325

Tuesday, 7 June 2016	Colonial First State Asset Management (Australia) Limited ACN 114 194 311	Purchase	191,491.40	55,905 Ordinary shares	55,905
Thursday, 23 June 2016	Colonial First State Asset Management (Australia) Limited ACN 114 194 311	Sale	9,813.92	2,956 Ordinary shares	2,956
Thursday, 23 June 2016	Colonial First State Asset Management (Australia) Limited ACN 114 194 311	Sale	8,130.68	2,449 Ordinary shares	2,449
Friday, 24 June 2016	Colonial First State Asset Management (Australia) Limited ACN 114 194 311	Sale	1,698.06	515 Ordinary shares	515
Thursday, 30 June 2016	Colonial First State Asset Management (Australia) Limited ACN 114 194 311	Purchase	32,128.93	10,854 Ordinary shares	10,854
Friday, 1 July 2016	Colonial First State Asset Management (Australia) Limited ACN 114 194 311	Purchase	4,665.23	1,373 Ordinary shares	1,373
Thursday, 14 July 2016	Colonial First State Asset Management (Australia) Limited ACN 114 194 311	Purchase	11,300.55	3,917 Ordinary shares	3,917
Thursday, 14 July 2016	Colonial First State Asset Management (Australia) Limited ACN 114 194 311	Purchase	16,008.87	5,549 Ordinary shares	5,549
Thursday, 14 July 2016	Colonial First State Asset Management (Australia) Limited ACN 114 194 311	Purchase	1,096.30	380 Ordinary shares	380
Thursday, 14 July 2016	Colonial First State Asset Management (Australia) Limited ACN 114 194 311	Purchase	25,834.02	8,992 Ordinary shares	8,992
Friday, 15 July 2016	Colonial First State Asset Management (Australia) Limited ACN 114 194 311	Purchase	41,568.43	14,295 Ordinary shares	14,295
Friday, 15 July 2016	Colonial First State Asset Management (Australia) Limited	Purchase	13,603.61	4,699 Ordinary shares	4,699

	ACN 114 194 311				
Friday, 22 July 2016	Colonial First State Asset Management (Australia) Limited ACN 114 194 311	Sale	814,402.00	281,800 Ordinary shares	281,800
Thursday, 23 June 2016	Colonial First State Asset Management (Australia) Limited ACN 114 194 311	Sale	11,839.12	3,566 Ordinary shares	3,566
Thursday, 23 June 2016	Colonial First State Asset Management (Australia) Limited ACN 114 194 311	Sale	9,813.92	2,956 Ordinary shares	2,956
Friday, 22 July 2016	Colonial First State Asset Management (Australia) Limited ACN 114 194 311	Sale	362,059.20	125,280 Ordinary shares	125,280
Friday, 22 July 2016	Colonial First State Asset Management (Australia) Limited ACN 114 194 311	Sale	171,807.61	59,449 Ordinary shares	59,449
Wednesday, 3 August 2016	Colonial First State Asset Management (Australia) Limited ACN 114 194 311	Sale	20,095.74	7,002 Ordinary shares	7,002
Monday, 8 August 2016	Colonial First State Asset Management (Australia) Limited ACN 114 194 311	Sale	32,963.88	11,607 Ordinary shares	11,607
Friday, 15 July 2016	Colonial First State Asset Management (Australia) Limited ACN 114 194 311	Purchase	581,580.00	200,000 Ordinary shares	200,000
Tuesday, 7 June 2016	Colonial First State Asset Management (Australia) Limited ACN 114 194 311	Purchase	703,372.03	204,160 Ordinary shares	204,160
Tuesday, 7 June 2016	Colonial First State Asset Management (Australia) Limited ACN 114 194 311	Purchase	4,192,515.82	1,223,985 Ordinary shares	1,223,985
Thursday, 16 June 2016	Colonial First State Asset Management (Australia) Limited ACN 114 194 311	Sale	39,948.04	12,254 Ordinary shares	12,254

Wednesday, 22 June 2016	Colonial First State Asset Management (Australia) Limited ACN 114 194 311	Sale	19,537.63	5,833 Ordinary shares	5,833
Wednesday, 22 June 2016	Colonial First State Asset Management (Australia) Limited ACN 114 194 311	Sale	10,291.20	3,072 Ordinary shares	3,072
Wednesday, 22 June 2016	Colonial First State Asset Management (Australia) Limited ACN 114 194 311	Purchase	1,698.06	515 Ordinary shares	515
Wednesday, 22 June 2016	Colonial First State Asset Management (Australia) Limited ACN 114 194 311	Purchase	37,683.70	11,429 Ordinary shares	11,429
Wednesday, 22 June 2016	Colonial First State Asset Management (Australia) Limited ACN 114 194 311	Purchase	54,631.31	16,569 Ordinary shares	16,569
Wednesday, 22 June 2016	Colonial First State Asset Management (Australia) Limited ACN 114 194 311	Purchase	49,288.04	14,948 Ordinary shares	14,948
Friday, 24 June 2016	Colonial First State Asset Management (Australia) Limited ACN 114 194 311	Sale	54,631.31	16,569 Ordinary shares	16,569
Thursday, 30 June 2016	Colonial First State Asset Management (Australia) Limited ACN 114 194 311	Purchase	840,754.24	284,029 Ordinary shares	284,029
Friday, 1 July 2016	Colonial First State Asset Management (Australia) Limited ACN 114 194 311	Purchase	102,764.50	30,252 Ordinary shares	30,252
Thursday, 14 July 2016	Colonial First State Asset Management (Australia) Limited ACN 114 194 311	Purchase	357,780.39	124,014 Ordinary shares	124,014
Thursday, 14 July 2016	Colonial First State Asset Management (Australia) Limited ACN 114 194 311	Purchase	252,555.78	87,541 Ordinary shares	87,541
Thursday, 14 July 2016	Colonial First State Asset Management (Australia) Limited	Purchase	577,424.16	200,983 Ordinary shares	200,983

	ACN 114 194 311				
Thursday, 14 July 2016	Colonial First State Asset Management (Australia) Limited ACN 114 194 311	Purchase	24,525.39	8,501 Ordinary shares	8,501
Friday, 15 July 2016	Colonial First State Asset Management (Australia) Limited ACN 114 194 311	Purchase	928,358.71	319,254 Ordinary shares	319,254
Friday, 15 July 2016	Colonial First State Asset Management (Australia) Limited ACN 114 194 311	Purchase	303,836.04	104,952 Ordinary shares	104,952
Wednesday, 20 July 2016	Colonial First State Asset Management (Australia) Limited ACN 114 194 311	Sale	9,106.78	3,134 Ordinary shares	3,134
Wednesday, 20 July 2016	Colonial First State Asset Management (Australia) Limited ACN 114 194 311	Sale	21,462.24	7,386 Ordinary shares	7,386
Friday, 29 July 2016	Colonial First State Asset Management (Australia) Limited ACN 114 194 311	Sale	57,207.84	19,655 Ordinary shares	19,655
Tuesday, 9 August 2016	Colonial First State Asset Management (Australia) Limited ACN 114 194 311	Sale	60,776.95	21,863 Ordinary shares	21,863
Wednesday, 17 August 2016	Colonial First State Asset Management (Australia) Limited ACN 114 194 311	Sale	89,193.84	31,011 Ordinary shares	31,011
Monday, 22 August 2016	Colonial First State Asset Management (Australia) Limited ACN 114 194 311	Sale	61,951.68	21,511 Ordinary shares	21,511
Thursday, 25 August 2016	Colonial First State Asset Management (Australia) Limited ACN 114 194 311	Sale	46,207.46	15,383 Ordinary shares	15,383
Tuesday, 28 June 2016	Colonial First State Asset Management (Australia) Limited ACN 114 194 311	Sale	377,249.64	122,428 Ordinary shares	122,428

Tuesday, 28 June 2016	Colonial First State Asset Management (Australia) Limited ACN 114 194 311	Sale	1,727,803.44	558,509 Ordinary shares	558,509
Tuesday, 28 June 2016	Colonial First State Asset Management (Australia) Limited ACN 114 194 311	Sale	96,296.24	30,259 Ordinary shares	30,259
Wednesday, 29 June 2016	Colonial First State Asset Management (Australia) Limited ACN 114 194 311	Sale	751,658.95	244,856 Ordinary shares	244,856
Wednesday, 29 June 2016	Colonial First State Asset Management (Australia) Limited ACN 114 194 311	Sale	375,156.12	122,428 Ordinary shares	122,428
Thursday, 30 June 2016	Colonial First State Asset Management (Australia) Limited ACN 114 194 311	Sale	937,342.37	326,475 Ordinary shares	326,475
Thursday, 30 June 2016	Colonial First State Asset Management (Australia) Limited ACN 114 194 311	Sale	206,889.84	71,509 Ordinary shares	71,509
Thursday, 30 June 2016	Colonial First State Asset Management (Australia) Limited ACN 114 194 311	Sale	351,368.36	122,428 Ordinary shares	122,428
Thursday, 30 June 2016	Colonial First State Asset Management (Australia) Limited ACN 114 194 311	Sale	970,243.68	338,064 Ordinary shares	338,064
Thursday, 30 June 2016	Colonial First State Asset Management (Australia) Limited ACN 114 194 311	Sale	958,850.05	332,703 Ordinary shares	332,703
Friday, 1 July 2016	Colonial First State Asset Management (Australia) Limited ACN 114 194 311	Sale	546,976.22	189,580 Ordinary shares	189,580
Monday, 4 July 2016	Colonial First State Asset Management (Australia) Limited ACN 114 194 311	Sale	368,237.96	124,472 Ordinary shares	124,472
Thursday, 11 August 2016	Colonial First State Asset Management (Australia) Limited	Sale	225,904.00	80,000 Ordinary shares	80,000

	ACN 114 194 311				
Monday, 15 August 2016	Colonial First State Asset Management (Australia) Limited ACN 114 194 311	Sale	2,789,257.88	982,479 Ordinary shares	982,479
Tuesday, 16 August 2016	Colonial First State Asset Management (Australia) Limited ACN 114 194 311	Sale	1,611,659.78	561,417 Ordinary shares	561,417
Tuesday, 16 August 2016	Colonial First State Asset Management (Australia) Limited ACN 114 194 311	Sale	1,438,498.05	500,469 Ordinary shares	500,469
Wednesday, 17 August 2016	Colonial First State Asset Management (Australia) Limited ACN 114 194 311	Sale	1,022,048.27	355,693 Ordinary shares	355,693
Monday, 29 August 2016	Colonial First State Asset Management (Australia) Limited ACN 114 194 311	Sale	3,331,772.62	1,195,169 Ordinary shares	1,195,169
Monday, 29 August 2016	Colonial First State Asset Management (Australia) Limited ACN 114 194 311	Sale	1,568,267.14	554,158 Ordinary shares	554,158
Tuesday, 28 June 2016	Colonial First State Asset Management (Australia) Limited ACN 114 194 311	Sale	1,497,236.85	485,895 Ordinary shares	485,895
Tuesday, 28 June 2016	Colonial First State Asset Management (Australia) Limited ACN 114 194 311	Sale	6,857,351.10	2,216,625 Ordinary shares	2,216,625
Tuesday, 28 June 2016	Colonial First State Asset Management (Australia) Limited ACN 114 194 311	Sale	382,183.96	120,093 Ordinary shares	120,093
Wednesday, 29 June 2016	Colonial First State Asset Management (Australia) Limited ACN 114 194 311	Sale	1,488,928.05	485,895 Ordinary shares	485,895
Wednesday, 29 June 2016	Colonial First State Asset Management (Australia) Limited ACN 114 194 311	Sale	2,983,204.01	971,791 Ordinary shares	971,791

Thursday, 30 June 2016	Colonial First State Asset Management (Australia) Limited ACN 114 194 311	Sale	3,850,733.53	1,341,719 Ordinary shares	1,341,719
Thursday, 30 June 2016	Colonial First State Asset Management (Australia) Limited ACN 114 194 311	Sale	3,805,499.43	1,320,437 Ordinary shares	1,320,437
Thursday, 30 June 2016	Colonial First State Asset Management (Australia) Limited ACN 114 194 311	Sale	3,720,141.69	1,295,720 Ordinary shares	1,295,720
Thursday, 30 June 2016	Colonial First State Asset Management (Australia) Limited ACN 114 194 311	Sale	821,116.20	283,809 Ordinary shares	283,809
Thursday, 30 June 2016	Colonial First State Asset Management (Australia) Limited ACN 114 194 311	Sale	1,394,521.52	485,896 Ordinary shares	485,896
Friday, 1 July 2016	Colonial First State Asset Management (Australia) Limited ACN 114 194 311	Sale	2,170,850.45	752,409 Ordinary shares	752,409
Monday, 4 July 2016	Colonial First State Asset Management (Australia) Limited ACN 114 194 311	Sale	1,461,470.31	494,007 Ordinary shares	494,007
Monday, 29 August 2016	Colonial First State Asset Management (Australia) Limited ACN 114 194 311	Sale	15,325,784.97	5,497,645 Ordinary shares	5,497,645
Monday, 29 August 2016	Colonial First State Asset Management (Australia) Limited ACN 114 194 311	Sale	7,213,851.12	2,549,064 Ordinary shares	2,549,064
Tuesday, 7 June 2016	Colonial First State Asset Management (Australia) Limited ACN 114 194 311	Purchase	2,188,050.81	638,791 Ordinary shares	638,791
Tuesday, 7 June 2016	Colonial First State Asset Management (Australia) Limited ACN 114 194 311	Purchase	367,082.61	106,549 Ordinary shares	106,549
Thursday, 30 June 2016	Colonial First State Asset Management (Australia) Limited	Purchase	312,814.49	105,677 Ordinary shares	105,677

	ACN 114 194 311				
Friday, 1 July 2016	Colonial First State Asset Management (Australia) Limited ACN 114 194 311	Purchase	55,030.57	16,200 Ordinary shares	16,200
Thursday, 14 July 2016	Colonial First State Asset Management (Australia) Limited ACN 114 194 311	Purchase	12,818.06	4,443 Ordinary shares	4,443
Thursday, 14 July 2016	Colonial First State Asset Management (Australia) Limited ACN 114 194 311	Purchase	186,991.28	64,815 Ordinary shares	64,815
Thursday, 14 July 2016	Colonial First State Asset Management (Australia) Limited ACN 114 194 311	Purchase	131,997.40	45,753 Ordinary shares	45,753
Thursday, 14 July 2016	Colonial First State Asset Management (Australia) Limited ACN 114 194 311	Purchase	301,788.54	105,043 Ordinary shares	105,043
Friday, 15 July 2016	Colonial First State Asset Management (Australia) Limited ACN 114 194 311	Purchase	158,883.39	54,882 Ordinary shares	54,882
Friday, 15 July 2016	Colonial First State Asset Management (Australia) Limited ACN 114 194 311	Purchase	485,459.37	166,945 Ordinary shares	166,945
Thursday, 2 June 2016	Colonial First State Asset Management (Australia) Limited ACN 114 194 311	Purchase	13,813.63	4,099 Ordinary shares	4,099
Tuesday, 14 June 2016	Colonial First State Asset Management (Australia) Limited ACN 114 194 311	Purchase	11,227.44	3,444 Ordinary shares	3,444
Wednesday, 29 June 2016	Colonial First State Asset Management (Australia) Limited ACN 114 194 311	Sale	7,059.90	2,330 Ordinary shares	2,330
Wednesday, 29 June 2016	Colonial First State Asset Management (Australia) Limited ACN 114 194 311	Sale	14,737.92	4,864 Ordinary shares	4,864

Wednesday, 29 June 2016	Colonial First State Asset Management (Australia) Limited ACN 114 194 311	Purchase	12,745.20	4,472 Ordinary shares	4,472
Tuesday, 5 July 2016	Colonial First State Asset Management (Australia) Limited ACN 114 194 311	Purchase	16,194.32	5,546 Ordinary shares	5,546
Thursday, 14 July 2016	Colonial First State Asset Management (Australia) Limited ACN 114 194 311	Purchase	15,663.60	5,496 Ordinary shares	5,496
Wednesday, 20 July 2016	Colonial First State Asset Management (Australia) Limited ACN 114 194 311	Purchase	14,079.50	4,855 Ordinary shares	4,855
Wednesday, 27 July 2016	Colonial First State Asset Management (Australia) Limited ACN 114 194 311	Purchase	17,326.14	5,954 Ordinary shares	5,954
Wednesday, 3 August 2016	Colonial First State Asset Management (Australia) Limited ACN 114 194 311	Purchase	14,533.11	5,209 Ordinary shares	5,209
Wednesday, 10 August 2016	Colonial First State Asset Management (Australia) Limited ACN 114 194 311	Sale	13,819.53	4,989 Ordinary shares	4,989
Thursday, 11 August 2016	Colonial First State Asset Management (Australia) Limited ACN 114 194 311	Purchase	14,200.00	5,000 Ordinary shares	5,000
Tuesday, 23 August 2016	Colonial First State Asset Management (Australia) Limited ACN 114 194 311	Purchase	21,479.36	7,136 Ordinary shares	7,136
Wednesday, 24 August 2016	Colonial First State Asset Management (Australia) Limited ACN 114 194 311	Purchase	17,626.05	5,895 Ordinary shares	5,895
Tuesday, 28 June 2016	Colonial First State Asset Management (Australia) Limited ACN 114 194 311	Sale	1,999,455.55	646,320 Ordinary shares	646,320
Tuesday, 28 June 2016	Colonial First State Asset Management (Australia) Limited	Sale	436,563.51	141,677 Ordinary shares	141,677

	ACN 114 194 311				
Tuesday, 28 June 2016	Colonial First State Asset Management (Australia) Limited ACN 114 194 311	Sale	111,434.92	35,016 Ordinary shares	35,016
Wednesday, 29 June 2016	Colonial First State Asset Management (Australia) Limited ACN 114 194 311	Sale	869,837.04	283,353 Ordinary shares	283,353
Wednesday, 29 June 2016	Colonial First State Asset Management (Australia) Limited ACN 114 194 311	Sale	434,140.83	141,677 Ordinary shares	141,677
Thursday, 30 June 2016	Colonial First State Asset Management (Australia) Limited ACN 114 194 311	Sale	1,122,792.79	391,217 Ordinary shares	391,217
Thursday, 30 June 2016	Colonial First State Asset Management (Australia) Limited ACN 114 194 311	Sale	239,420.98	82,753 Ordinary shares	82,753
Thursday, 30 June 2016	Colonial First State Asset Management (Australia) Limited ACN 114 194 311	Sale	1,084,715.94	377,805 Ordinary shares	377,805
Thursday, 30 June 2016	Colonial First State Asset Management (Australia) Limited ACN 114 194 311	Sale	1,109,604.58	385,012 Ordinary shares	385,012
Thursday, 30 June 2016	Colonial First State Asset Management (Australia) Limited ACN 114 194 311	Sale	406,610.12	141,676 Ordinary shares	141,676
Friday, 1 July 2016	Colonial First State Asset Management (Australia) Limited ACN 114 194 311	Sale	632,972.49	219,386 Ordinary shares	219,386
Monday, 4 July 2016	Colonial First State Asset Management (Australia) Limited ACN 114 194 311	Sale	426,133.85	144,042 Ordinary shares	144,042
Monday, 15 August 2016	Colonial First State Asset Management (Australia) Limited ACN 114 194 311	Sale	2,178,992.12	767,521 Ordinary shares	767,521

Tuesday, 16 August 2016	Colonial First State Asset Management (Australia) Limited ACN 114 194 311	Sale	1,259,040.22	438,583 Ordinary shares	438,583
Wednesday, 17 August 2016	Colonial First State Asset Management (Australia) Limited ACN 114 194 311	Sale	798,431.66	277,870 Ordinary shares	277,870
Monday, 29 August 2016	Colonial First State Asset Management (Australia) Limited ACN 114 194 311	Sale	2,986,786.38	1,071,416 Ordinary shares	1,071,416
Monday, 29 August 2016	Colonial First State Asset Management (Australia) Limited ACN 114 194 311	Sale	1,405,881.74	496,778 Ordinary shares	496,778
Tuesday, 7 June 2016	Colonial First State Asset Management (Australia) Limited ACN 114 194 311	Purchase	232,644.02	67,527 Ordinary shares	67,527
Tuesday, 7 June 2016	Colonial First State Asset Management (Australia) Limited ACN 114 194 311	Purchase	1,386,705.30	404,842 Ordinary shares	404,842
Thursday, 30 June 2016	Colonial First State Asset Management (Australia) Limited ACN 114 194 311	Purchase	278,684.53	94,147 Ordinary shares	94,147
Friday, 1 July 2016	Colonial First State Asset Management (Australia) Limited ACN 114 194 311	Purchase	33,796.67	9,949 Ordinary shares	9,949
Thursday, 14 July 2016	Colonial First State Asset Management (Australia) Limited ACN 114 194 311	Purchase	8,132.82	2,819 Ordinary shares	2,819
Thursday, 14 July 2016	Colonial First State Asset Management (Australia) Limited ACN 114 194 311	Purchase	118,619.66	41,116 Ordinary shares	41,116
Thursday, 14 July 2016	Colonial First State Asset Management (Australia) Limited ACN 114 194 311	Purchase	83,731.36	29,023 Ordinary shares	29,023
Thursday, 14 July 2016	Colonial First State Asset Management (Australia) Limited	Purchase	191,442.36	66,635 Ordinary shares	66,635

	ACN 114 194 311				
Friday, 15 July 2016	Colonial First State Asset Management (Australia) Limited ACN 114 194 311	Purchase	307,519.15	105,753 Ordinary shares	105,753
Friday, 15 July 2016	Colonial First State Asset Management (Australia) Limited ACN 114 194 311	Purchase	100,647.57	34,766 Ordinary shares	34,766
Monday, 18 July 2016	Colonial First State Asset Management (Australia) Limited ACN 114 194 311	Purchase	21,185.50	7,287 Ordinary shares	7,287
Monday, 18 July 2016	Colonial First State Asset Management (Australia) Limited ACN 114 194 311	Purchase	9,106.78	3,134 Ordinary shares	3,134
Monday, 25 July 2016	Colonial First State Asset Management (Australia) Limited ACN 114 194 311	Sale	6,115,780.43	2,116,187 Ordinary shares	2,116,187
Thursday, 2 June 2016	Colonial First State Asset Management (Australia) Limited ACN 114 194 311	Purchase	762,337.99	226,630 Ordinary shares	226,630
Wednesday, 8 June 2016	Colonial First State Asset Management (Australia) Limited ACN 114 194 311	Sale	88,562.20	26,390 Ordinary shares	26,390
Tuesday, 7 June 2016	Colonial First State Asset Management (Australia) Limited ACN 114 194 311	Purchase	2,549,861.83	744,420 Ordinary shares	744,420
Thursday, 9 June 2016	Colonial First State Asset Management (Australia) Limited ACN 114 194 311	Purchase	517,222.21	153,775 Ordinary shares	153,775
Friday, 10 June 2016	Colonial First State Asset Management (Australia) Limited ACN 114 194 311	Purchase	477,263.54	141,954 Ordinary shares	141,954
Monday, 11 July 2016	Colonial First State Asset Management (Australia) Limited ACN 114 194 311	Purchase	32,013.40	10,852 Ordinary shares	10,852

Thursday, 14 July 2016	Colonial First State Asset Management (Australia) Limited ACN 114 194 311	Purchase	209,520.24	72,624 Ordinary shares	72,624
Thursday, 14 July 2016	Colonial First State Asset Management (Australia) Limited ACN 114 194 311	Purchase	479,032.53	166,736 Ordinary shares	166,736
Thursday, 21 July 2016	Colonial First State Asset Management (Australia) Limited ACN 114 194 311	Purchase	33,365.12	11,272 Ordinary shares	11,272
Thursday, 28 July 2016	Colonial First State Asset Management (Australia) Limited ACN 114 194 311	Purchase	714,106.63	243,606 Ordinary shares	243,606
Tuesday, 7 June 2016	Colonial First State Asset Management (Australia) Limited ACN 114 194 311	Purchase	286,251.33	83,087 Ordinary shares	83,087
Tuesday, 7 June 2016	Colonial First State Asset Management (Australia) Limited ACN 114 194 311	Purchase	1,706,227.56	498,125 Ordinary shares	498,125
Thursday, 30 June 2016	Colonial First State Asset Management (Australia) Limited ACN 114 194 311	Purchase	390,585.20	131,950 Ordinary shares	131,950
Thursday, 30 June 2016	Colonial First State Asset Management (Australia) Limited ACN 114 194 311	Purchase	169,475.16	56,827 Ordinary shares	56,827
Friday, 1 July 2016	Colonial First State Asset Management (Australia) Limited ACN 114 194 311	Purchase	41,694.05	12,274 Ordinary shares	12,274
Thursday, 14 July 2016	Colonial First State Asset Management (Australia) Limited ACN 114 194 311	Purchase	235,301.57	81,901 Ordinary shares	81,901
Thursday, 14 July 2016	Colonial First State Asset Management (Australia) Limited ACN 114 194 311	Purchase	102,916.60	35,673 Ordinary shares	35,673
Thursday, 14 July 2016	Colonial First State Asset Management (Australia) Limited	Purchase	145,796.36	50,536 Ordinary shares	50,536

	ACN 114 194 311				
Thursday, 14 July 2016	Colonial First State Asset Management (Australia) Limited ACN 114 194 311	Purchase	9,993.64	3,464 Ordinary shares	3,464
Friday, 15 July 2016	Colonial First State Asset Management (Australia) Limited ACN 114 194 311	Purchase	378,585.32	130,192 Ordinary shares	130,192
Friday, 15 July 2016	Colonial First State Asset Management (Australia) Limited ACN 114 194 311	Purchase	123,906.00	42,800 Ordinary shares	42,800
Thursday, 18 August 2016	Commonwealth Private Limited ACN 125 238 039	Purchase	18,655.00	6,500 Ordinary shares	6,500
Tuesday, 23 August 2016	Commonwealth Private Limited ACN 125 238 039	Sale	19,142.50	6,500 Ordinary shares	6,500
Friday, 17 June 2016	Colonial First State Investments Limited (Note 1) ACN 002 348 352	Sale	21,254.52	6,641 Ordinary shares	6,641
Wednesday, 29 June 2016	Colonial First State Investments Limited (Note 1) ACN 002 348 352	Sale	10,650.45	3,515 Ordinary shares	3,515
Thursday, 14 July 2016	Colonial First State Investments Limited (Note 1) ACN 002 348 352	Sale	3,979.36	1,292 Ordinary shares	1,292
Tuesday, 19 July 2016	Colonial First State Investments Limited (Note 1) ACN 002 348 352	Sale	8,871.10	3,059 Ordinary shares	3,059
Wednesday, 20 July 2016	Colonial First State Investments Limited (Note 1) ACN 002 348 352	Sale	11,154.51	3,807 Ordinary shares	3,807
Monday, 25 July 2016	Colonial First State Investments Limited (Note 1) ACN 002 348 352	Sale	18,599.13	6,315 Ordinary shares	6,315
Tuesday, 26 July 2016	Colonial First State Investments Limited (Note 1) ACN 002	Sale	25,562.05	8,845 Ordinary shares	8,845

	348 352				
Wednesday, 27 July 2016	Colonial First State Investments Limited (Note 1) ACN 002 348 352	Sale	18,123.19	6,271 Ordinary shares	6,271
Wednesday, 3 August 2016	Colonial First State Investments Limited (Note 1) ACN 002 348 352	Sale	7,152.04	2,492 Ordinary shares	2,492
Wednesday, 3 August 2016	Colonial First State Investments Limited (Note 1) ACN 002 348 352	Sale	7,168.80	2,472 Ordinary shares	2,472
Thursday, 4 August 2016	Colonial First State Investments Limited (Note 1) ACN 002 348 352	Sale	7,120.47	2,481 Ordinary shares	2,481
Tuesday, 9 August 2016	Colonial First State Investments Limited (Note 1) ACN 002 348 352	Sale	13,945.92	5,029 Ordinary shares	5,029
Thursday, 11 August 2016	Colonial First State Investments Limited (Note 1) ACN 002 348 352	Sale	14,028.31	4,957 Ordinary shares	4,957
Monday, 29 August 2016	Colonial First State Investments Limited (Note 1) ACN 002 348 352	Sale	8,310.40	2,968 Ordinary shares	2,968
Wednesday, 3 August 2016	Colonial First State Investments Limited (Note 1) ACN 002 348 352	Borrow Increase	N/A	6,632 Ordinary shares (borrowed from UBS AG (Agreement 3), see Annexure C)	6,632
Friday, 12 August 2016	Colonial First State Investments Limited (Note 1) ACN 002 348 352	Borrow Increase	N/A	50,046 Ordinary shares (borrowed from UBS AG (Agreement 3), see Annexure C)	50,046
Tuesday, 28 June 2016	Colonial First State Investments Limited (Note 1) ACN 002 348 352	Purchase	59,456.81	20,708 Ordinary shares	20,708
Tuesday, 12 July 2016	Colonial First State Investments Limited (Note 1) ACN 002 348 352	Purchase	105,100.80	34,395 Ordinary shares	34,395

Friday, 15 July 2016	Colonial First State Investments Limited (Note 1) ACN 002 348 352	Purchase	89,856.57	31,103 Ordinary shares	31,103
Tuesday, 9 August 2016	Colonial First State Investments Limited (Note 1) ACN 002 348 352	Purchase	119,402.90	42,682 Ordinary shares	42,682
Wednesday, 15 June 2016	Colonial First State Investments Limited (Note 1) ACN 002 348 352	Purchase	3,178.32	984 Ordinary shares	984
Monday, 20 June 2016	Colonial First State Investments Limited (Note 1) ACN 002 348 352	Purchase	36,354.20	10,852 Ordinary shares	10,852
Friday, 1 July 2016	Colonial First State Investments Limited (Note 1) ACN 002 348 352	Purchase	37,922.14	12,557 Ordinary shares	12,557
Friday, 29 July 2016	Colonial First State Investments Limited (Note 1) ACN 002 348 352	Sale	2,290.17	787 Ordinary shares	787
Friday, 29 July 2016	Colonial First State Investments Limited (Note 1) ACN 002 348 352	Sale	15,641.25	5,375 Ordinary shares	5,375
Tuesday, 2 August 2016	Colonial First State Investments Limited (Note 1) ACN 002 348 352	Sale	2,274.68	779 Ordinary shares	779
Tuesday, 2 August 2016	Colonial First State Investments Limited (Note 1) ACN 002 348 352	Sale	15,616.16	5,348 Ordinary shares	5,348
Friday, 17 June 2016	Colonial First State Investments Limited (Note 1) ACN 002 348 352	Borrow Increase	N/A	9,298 Ordinary shares (borrowed from UBS AG (Agreement 1), see Annexure C)	9,298
Tuesday, 5 July 2016	Colonial First State Investments Limited (Note 1) ACN 002 348 352	Borrow Increase	N/A	22,065 Ordinary shares (borrowed from UBS AG (Agreement 1), see Annexure C)	22,065
Thursday, 21 July	Colonial First State Investments Limited	Borrow Increase	N/A	10,503 Ordinary shares	10,503

2016	(Note 1) ACN 002 348 352			(borrowed from UBS AG (Agreement 1), see Annexure C)	
Friday, 3 June 2016	Colonial First State Investments Limited (Note 1) ACN 002 348 352	Borrow Decrease	N/A	815 Ordinary shares (returned to Citigroup Global Markets Limited (Agreement 1), see Annexure C)	815
Friday, 3 June 2016	Colonial First State Investments Limited (Note 1) ACN 002 348 352	Borrow Increase	N/A	6,612 Ordinary shares (borrowed from Citigroup Global Markets Limited (Agreement 1), see Annexure C)	6,612
Thursday, 9 June 2016	Colonial First State Investments Limited (Note 1) ACN 002 348 352	Borrow Decrease	N/A	4,550 Ordinary shares (returned to Citigroup Global Markets Limited (Agreement 1), see Annexure C)	4,550
Tuesday, 14 June 2016	Colonial First State Investments Limited (Note 1) ACN 002 348 352	Borrow Decrease	N/A	13,239 Ordinary shares (returned to Citigroup Global Markets Limited (Agreement 1), see Annexure C)	13,239
Thursday, 16 June 2016	Colonial First State Investments Limited (Note 1) ACN 002 348 352	Borrow Decrease	N/A	6,442 Ordinary shares (returned to Citigroup Global Markets Limited (Agreement 1), see Annexure C)	6,442
Monday, 20 June 2016	Colonial First State Investments Limited (Note 1) ACN 002 348 352	Borrow Decrease	N/A	4,527 Ordinary shares (returned to Citigroup Global Markets Limited (Agreement 1), see Annexure C)	4,527
Wednesday, 22 June 2016	Colonial First State Investments Limited (Note 1) ACN 002 348 352	Borrow Decrease	N/A	11,617 Ordinary shares (returned to Citigroup Global Markets Limited (Agreement 1), see Annexure C)	11,617

Friday, 24 June 2016	Colonial First State Investments Limited (Note 1) ACN 002 348 352	Borrow Decrease	N/A	6,303 Ordinary shares (returned to Citigroup Global Markets Limited (Agreement 1), see Annexure C)	6,303
Tuesday, 28 June 2016	Colonial First State Investments Limited (Note 1) ACN 002 348 352	Borrow Decrease	N/A	4,597 Ordinary shares (returned to Citigroup Global Markets Limited (Agreement 1), see Annexure C)	4,597
Thursday, 30 June 2016	Colonial First State Investments Limited (Note 1) ACN 002 348 352	Borrow Decrease	N/A	10,014 Ordinary shares (returned to Citigroup Global Markets Limited (Agreement 1), see Annexure C)	10,014
Monday, 4 July 2016	Colonial First State Investments Limited (Note 1) ACN 002 348 352	Borrow Decrease	N/A	27,470 Ordinary shares (returned to Citigroup Global Markets Limited (Agreement 1), see Annexure C)	27,470
Wednesday, 6 July 2016	Colonial First State Investments Limited (Note 1) ACN 002 348 352	Borrow Decrease	N/A	12,732 Ordinary shares (returned to Citigroup Global Markets Limited (Agreement 1), see Annexure C)	12,732
Friday, 8 July 2016	Colonial First State Investments Limited (Note 1) ACN 002 348 352	Borrow Decrease	N/A	4,777 Ordinary shares (returned to Citigroup Global Markets Limited (Agreement 1), see Annexure C)	4,777
Friday, 8 July 2016	Colonial First State Investments Limited (Note 1) ACN 002 348 352	Borrow Increase	N/A	4,128 Ordinary shares (borrowed from Citigroup Global Markets Limited (Agreement 1), see Annexure C)	4,128
Thursday, 14 July 2016	Colonial First State Investments Limited (Note 1) ACN 002	Borrow Increase	N/A	679 Ordinary shares (borrowed from Citigroup Global Markets Limited	679

	348 352			(Agreement 1), see Annexure C)	
Friday, 15 July 2016	Colonial First State Investments Limited (Note 1) ACN 002 348 352	Borrow Increase	N/A	15,805 Ordinary shares (borrowed from Citigroup Global Markets Limited (Agreement 1), see Annexure C)	15,805
Monday, 18 July 2016	Colonial First State Investments Limited (Note 1) ACN 002 348 352	Borrow Increase	N/A	16,525 Ordinary shares (borrowed from Citigroup Global Markets Limited (Agreement 1), see Annexure C)	16,525
Wednesday, 20 July 2016	Colonial First State Investments Limited (Note 1) ACN 002 348 352	Borrow Increase	N/A	8,547 Ordinary shares (borrowed from Citigroup Global Markets Limited (Agreement 1), see Annexure C)	8,547
Tuesday, 2 August 2016	Colonial First State Investments Limited (Note 1) ACN 002 348 352	Borrow Increase	N/A	7,819 Ordinary shares (borrowed from Citigroup Global Markets Limited (Agreement 1), see Annexure C)	7,819
Thursday, 4 August 2016	Colonial First State Investments Limited (Note 1) ACN 002 348 352	Borrow Increase	N/A	5,897 Ordinary shares (borrowed from Citigroup Global Markets Limited (Agreement 1), see Annexure C)	5,897
Monday, 8 August 2016	Colonial First State Investments Limited (Note 1) ACN 002 348 352	Borrow Increase	N/A	7,895 Ordinary shares (borrowed from Citigroup Global Markets Limited (Agreement 1), see Annexure C)	7,895
Wednesday, 10 August 2016	Colonial First State Investments Limited (Note 1) ACN 002 348 352	Borrow Increase	N/A	7,699 Ordinary shares (borrowed from Citigroup Global Markets Limited (Agreement 1), see Annexure C)	7,699

Friday, 12 August 2016	Colonial First State Investments Limited (Note 1) ACN 002 348 352	Borrow Increase	N/A	2,185 Ordinary shares (borrowed from Citigroup Global Markets Limited (Agreement 1), see Annexure C)	2,185
Tuesday, 16 August 2016	Colonial First State Investments Limited (Note 1) ACN 002 348 352	Borrow Increase	N/A	7,102 Ordinary shares (borrowed from Citigroup Global Markets Limited (Agreement 1), see Annexure C)	7,102
Monday, 22 August 2016	Colonial First State Investments Limited (Note 1) ACN 002 348 352	Borrow Increase	N/A	9,521 Ordinary shares (borrowed from Citigroup Global Markets Limited (Agreement 1), see Annexure C)	9,521
Tuesday, 23 August 2016	Colonial First State Investments Limited (Note 1) ACN 002 348 352	Borrow Increase	N/A	9,521 Ordinary shares (borrowed from Citigroup Global Markets Limited (Agreement 1), see Annexure C)	9,521
Wednesday, 24 August 2016	Colonial First State Investments Limited (Note 1) ACN 002 348 352	Borrow Increase	N/A	8,761 Ordinary shares (borrowed from Citigroup Global Markets Limited (Agreement 1), see Annexure C)	8,761
Friday, 26 August 2016	Colonial First State Investments Limited (Note 1) ACN 002 348 352	Borrow Increase	N/A	19,143 Ordinary shares (borrowed from Citigroup Global Markets Limited (Agreement 1), see Annexure C)	19,143
Thursday, 16 June 2016	Colonial First State Investments Limited (Note 1) ACN 002 348 352	Sale	31,317.10	9,590 Ordinary shares	9,590
Thursday, 28 July 2016	Colonial First State Investments Limited (Note 1) ACN 002 348 352	Sale	5,368.33	1,860 Ordinary shares	1,860
Thursday, 18 August	Colonial First State Investments Limited	Sale	104,534.96	36,450 Ordinary	36,450

2016	(Note 1) ACN 002 348 352			shares	
Tuesday, 28 June 2016	Colonial First State Investments Limited (Note 1) ACN 002 348 352	Purchase	1,017,119.39	354,397 Ordinary shares	354,397
Thursday, 21 July 2016	Colonial First State Investments Limited (Note 1) ACN 002 348 352	Purchase	606,319.00	205,504 Ordinary shares	205,504
Monday, 25 July 2016	Colonial First State Investments Limited (Note 1) ACN 002 348 352	Purchase	248,355.07	85,684 Ordinary shares	85,684
Tuesday, 26 July 2016	Colonial First State Investments Limited (Note 1) ACN 002 348 352	Purchase	117,134.56	40,454 Ordinary shares	40,454
Wednesday, 3 August 2016	Colonial First State Investments Limited (Note 1) ACN 002 348 352	Purchase	529,484.80	189,149 Ordinary shares	189,149
Thursday, 4 August 2016	Colonial First State Investments Limited (Note 1) ACN 002 348 352	Purchase	18,423.78	6,543 Ordinary shares	6,543
Monday, 22 August 2016	Colonial First State Investments Limited (Note 1) ACN 002 348 352	Purchase	777,042.70	262,169 Ordinary shares	262,169
Tuesday, 23 August 2016	Colonial First State Investments Limited (Note 1) ACN 002 348 352	Purchase	1,635,106.78	545,381 Ordinary shares	545,381
Wednesday, 24 August 2016	Colonial First State Investments Limited (Note 1) ACN 002 348 352	Purchase	263,652.01	87,694 Ordinary shares	87,694
Thursday, 25 August 2016	Colonial First State Investments Limited (Note 1) ACN 002 348 352	Purchase	1,783,001.88	630,036 Ordinary shares	630,036
Thursday, 25 August 2016	Colonial First State Investments Limited (Note 1) ACN 002 348 352	Purchase	538,722.78	192,511 Ordinary shares	192,511

Wednesday, 10 August 2016	Colonial First State Investments Limited (Note 1) ACN 002 348 352	Purchase	82,473.08	29,048 Ordinary shares	29,048
Wednesday, 10 August 2016	Colonial First State Investments Limited (Note 1) ACN 002 348 352	Purchase	20,618.27	7,262 Ordinary shares	7,262
Thursday, 11 August 2016	Colonial First State Investments Limited (Note 1) ACN 002 348 352	Purchase	11,080.80	3,888 Ordinary shares	3,888
Thursday, 11 August 2016	Colonial First State Investments Limited (Note 1) ACN 002 348 352	Purchase	44,323.20	15,552 Ordinary shares	15,552
Thursday, 11 August 2016	Colonial First State Investments Limited (Note 1) ACN 002 348 352	Purchase	35,255.41	12,420 Ordinary shares	12,420
Thursday, 11 August 2016	Colonial First State Investments Limited (Note 1) ACN 002 348 352	Purchase	141,018.81	49,679 Ordinary shares	49,679
Friday, 12 August 2016	Colonial First State Investments Limited (Note 1) ACN 002 348 352	Purchase	6,711.70	2,338 Ordinary shares	2,338
Friday, 12 August 2016	Colonial First State Investments Limited (Note 1) ACN 002 348 352	Purchase	26,843.92	9,351 Ordinary shares	9,351
Friday, 12 August 2016	Colonial First State Investments Limited (Note 1) ACN 002 348 352	Purchase	247.17	87 Ordinary shares	87
Friday, 12 August 2016	Colonial First State Investments Limited (Note 1) ACN 002 348 352	Purchase	15,935.67	5,544 Ordinary shares	5,544
Friday, 12 August 2016	Colonial First State Investments Limited (Note 1) ACN 002 348 352	Purchase	63,742.69	22,176 Ordinary shares	22,176
Friday, 12 August 2016	Colonial First State Investments Limited (Note 1) ACN 002	Purchase	991.51	349 Ordinary shares	349

	348 352				
Monday, 15 August 2016	Colonial First State Investments Limited (Note 1) ACN 002 348 352	Purchase	31,459.19	10,937 Ordinary shares	10,937
Monday, 15 August 2016	Colonial First State Investments Limited (Note 1) ACN 002 348 352	Purchase	7,864.08	2,734 Ordinary shares	2,734
Monday, 15 August 2016	Colonial First State Investments Limited (Note 1) ACN 002 348 352	Purchase	8,168.73	2,857 Ordinary shares	2,857
Monday, 15 August 2016	Colonial First State Investments Limited (Note 1) ACN 002 348 352	Purchase	32,677.80	11,429 Ordinary shares	11,429
Tuesday, 16 August 2016	Colonial First State Investments Limited (Note 1) ACN 002 348 352	Purchase	489,438.64	170,003 Ordinary shares	170,003
Tuesday, 16 August 2016	Colonial First State Investments Limited (Note 1) ACN 002 348 352	Purchase	122,360.38	42,501 Ordinary shares	42,501
Tuesday, 16 August 2016	Colonial First State Investments Limited (Note 1) ACN 002 348 352	Purchase	4,018.41	1,398 Ordinary shares	1,398
Tuesday, 16 August 2016	Colonial First State Investments Limited (Note 1) ACN 002 348 352	Purchase	16,073.64	5,592 Ordinary shares	5,592
Friday, 19 August 2016	Colonial First State Investments Limited (Note 1) ACN 002 348 352	Purchase	224,421.47	76,563 Ordinary shares	76,563
Monday, 22 August 2016	Colonial First State Investments Limited (Note 1) ACN 002 348 352	Purchase	630,265.04	210,636 Ordinary shares	210,636
Wednesday, 8 June 2016	Colonial First State Investments Limited (Note 1) ACN 002 348 352	Purchase	210,088.38	59,347 Ordinary shares	59,347

Wednesday, 15 June 2016	Colonial First State Investments Limited (Note 1) ACN 002 348 352	Purchase	564,147.20	176,296 Ordinary shares	176,296
Friday, 12 August 2016	Colonial First State Investments Limited (Note 1) ACN 002 348 352	Sale	495,238.59	172,557 Ordinary shares	172,557
Friday, 19 August 2016	Colonial First State Investments Limited (Note 1) ACN 002 348 352	Sale	204,157.45	71,135 Ordinary shares	71,135
Thursday, 21 July 2016	Colonial First State Investments Limited (Note 1) ACN 002 348 352	Purchase	76,370.65	25,942 Ordinary shares	25,942
Monday, 25 July 2016	Colonial First State Investments Limited (Note 1) ACN 002 348 352	Purchase	109,705.33	37,849 Ordinary shares	37,849
Wednesday, 3 August 2016	Colonial First State Investments Limited (Note 1) ACN 002 348 352	Purchase	78,083.67	27,894 Ordinary shares	27,894
Thursday, 25 August 2016	Colonial First State Investments Limited (Note 1) ACN 002 348 352	Purchase	67,191.70	24,389 Ordinary shares	24,389
Wednesday, 22 June 2016	Colonial First State Investments Limited (Note 1) ACN 002 348 352	Purchase	17,241.78	5,227 Ordinary shares	5,227
Thursday, 30 June 2016	Colonial First State Investments Limited (Note 1) ACN 002 348 352	Purchase	13,543.21	4,566 Ordinary shares	4,566
Friday, 8 July 2016	Colonial First State Investments Limited (Note 1) ACN 002 348 352	Sale	4,781.65	1,638 Ordinary shares	1,638
Thursday, 14 July 2016	Colonial First State Investments Limited (Note 1) ACN 002 348 352	Sale	7,529.19	2,466 Ordinary shares	2,466
Monday, 18 July 2016	Colonial First State Investments Limited (Note 1) ACN 002	Sale	702.16	234 Ordinary shares	234


	348 352				
Tuesday, 19 July 2016	Colonial First State Investments Limited (Note 1) ACN 002 348 352	Sale	15,845.68	5,455 Ordinary shares	5,455
Tuesday, 26 July 2016	Colonial First State Investments Limited (Note 1) ACN 002 348 352	Sale	58,128.00	20,000 Ordinary shares	20,000
Friday, 26 August 2016	Colonial First State Investments Limited (Note 1) ACN 002 348 352	Purchase	83,121.00	30,000 Ordinary shares	30,000
Friday, 3 June 2016	Colonial First State Investments Limited (Note 1) ACN 002 348 352	Purchase	18,666.95	5,528 Ordinary shares	5,528
Wednesday, 22 June 2016	Colonial First State Investments Limited (Note 1) ACN 002 348 352	Purchase	30,609.57	9,279 Ordinary shares	9,279
Friday, 8 July 2016	Colonial First State Investments Limited (Note 1) ACN 002 348 352	Purchase	3,496.02	1,192 Ordinary shares	1,192
Friday, 15 July 2016	Colonial First State Investments Limited (Note 1) ACN 002 348 352	Purchase	42,937.92	14,821 Ordinary shares	14,821
Thursday, 11 August 2016	Colonial First State Investments Limited (Note 1) ACN 002 348 352	Sale	25,521.37	9,029 Ordinary shares	9,029
Friday, 24 June 2016	Avanteos Investments Limited ACN 096 259 979	Purchase	17,081.28	5,272 Ordinary shares	5,272
Tuesday, 9 August 2016	Avanteos Investments Limited ACN 096 259 979	Sale	2,702.16	972 Ordinary shares	972
Monday, 15 August 2016	Avanteos Investments Limited ACN 096 259 979	Purchase	1,506.75	525 Ordinary shares	525
Wednesday, 17 August 2016	Avanteos Investments Limited ACN 096 259 979	Purchase	1,426.39	497 Ordinary shares	497

Tuesday, 23 August 2016	Avanteos Investments Limited ACN 096 259 979	Purchase	949.85	314 Ordinary shares	314
Thursday, 25 August 2016	Avanteos Investments Limited ACN 096 259 979	Purchase	3,019.44	1,094 Ordinary shares	1,094
Thursday, 25 August 2016	Avanteos Investments Limited ACN 096 259 979	Purchase	3,071.88	1,113 Ordinary shares	1,113
Friday, 26 August 2016	Avanteos Investments Limited ACN 096 259 979	Purchase	4,025.84	1,456 Ordinary shares	1,456
Wednesday, 22 June 2016	Avanteos Investments Limited ACN 096 259 979	Sale	1,232.33	374 Ordinary shares	374
Monday, 6 June 2016	Avanteos Investments Limited ACN 096 259 979	Sale	19,947.32	5,900 Ordinary shares	5,900
Friday, 10 June 2016	Avanteos Investments Limited ACN 096 259 979	Purchase	6,003.00	1,800 Ordinary shares	1,800
Tuesday, 21 June 2016	Avanteos Investments Limited ACN 096 259 979	Purchase	9,319.70	2,782 Ordinary shares	2,782
Friday, 24 June 2016	Avanteos Investments Limited ACN 096 259 979	Sale	17,081.28	5,272 Ordinary shares	5,272
Thursday, 14 July 2016	Avanteos Investments Limited ACN 096 259 979	Sale	7,873.38	2,573 Ordinary shares	2,573
Wednesday, 3 August 2016	Avanteos Investments Limited ACN 096 259 979	Sale	8,566.95	2,985 Ordinary shares	2,985
Thursday, 4 August 2016	Avanteos Investments Limited ACN 096 259 979	Sale	3,692.16	1,282 Ordinary shares	1,282
Thursday, 25 August 2016	Avanteos Investments Limited ACN 096 259 979	Sale	1,099.17	367 Ordinary shares	367
Thursday, 25 August 2016	Avanteos Investments Limited ACN 096 259 979	Sale	2,177.37	727 Ordinary shares	727

Tuesday, 23 August 2016	Avanteos Investments Limited ACN 096 259 979	Purchase	1,116.23	369 Ordinary shares	369
Tuesday, 23 August 2016	Avanteos Investments Limited ACN 096 259 979	Purchase	608.03	201 Ordinary shares	201
Thursday, 25 August 2016	Avanteos Investments Limited ACN 096 259 979	Purchase	2,867.64	1,039 Ordinary shares	1,039
Friday, 3 June 2016	Realindex Investments Pty Limited ACN 133 312 017	Sale	76,320.40	22,580 Ordinary shares	22,580
Friday, 22 July 2016	Realindex Investments Pty Limited ACN 133 312 017	Purchase	362,059.20	125,280 Ordinary shares	125,280
Tuesday, 26 July 2016	Realindex Investments Pty Limited ACN 133 312 017	Purchase	37,044.02	12,818 Ordinary shares	12,818
Thursday, 25 August 2016	Realindex Investments Pty Limited ACN 133 312 017	Sale	29,955.52	9,952 Ordinary shares	9,952

Annexure C

This is annexure C referred to in Form 605, Notice of ceasing to be a substantial holder dated **29/08/2016**



Carla Collingwood Company Secretary Dated the 30 August 2016

Commonwealth Bank of Australia will, if requested by the company or responsible entity to whom this form must be given or by the Australian Securities and Investments Commission (ASIC), give a copy of one or more of the following agreements to the company, responsible entity or ASIC (as appropriate).

Citigroup Global Markets Limited (Agreement 1)

Type of agreement:	Australian Master Securities Lending Agreement
Parties to agreement:	(1) Citigroup Global Markets Limited; and (2) Colonial First State Investments Limited
Can the parties exercise voting rights attaching to the securities?	No
If yes, in what circumstances?	N/A
Date on which the securities were (or are) expected to be delivered to the borrower or its nominee (ie borrow date):	The dates indicated in Annexure B on which securities were borrowed.
Scheduled date (if any) when the securities are expected to be returned to the borrower or its nominee (ie return date):	Any particular day.
Does the borrower have the right to return the securities early? [Yes/No]	Yes
If yes, in which circumstances?	At any time subject to giving notice.
Does the lender have the right to recall the securities early (ie before the scheduled return date)? [Yes/No]	Yes
If yes, in which circumstances?	At any time subject to giving notice.
Are there circumstances in which the borrower will not be required to return the securities on settlement? [Yes/No]	No
If yes, in which circumstances?	N/A

Barclays Capital Securities Ltd

Type of agreement:	Global Master Securities Lending Agreement
--------------------	--

Parties to agreement:	(1) Commonwealth Bank of Australia and (2) Barclays Capital Securities Ltd
Can the parties exercise voting rights attaching to the securities?	No
If yes, in what circumstances?	N/A
Date on which the securities were (or are) expected to be delivered to the borrower or its nominee (ie borrow date):	The dates indicated in Annexure B on which securities were borrowed.
Scheduled date (if any) when the securities are expected to be returned to the borrower or its nominee (ie return date):	Any particular day.
Does the borrower have the right to return the securities early? [Yes/No]	Yes
If yes, in which circumstances?	At any time subject to giving notice.
Does the lender have the right to recall the securities early (ie before the scheduled return date)? [Yes/No]	Yes
If yes, in which circumstances?	At any time subject to giving notice.
Are there circumstances in which the borrower will not be required to return the securities on settlement? [Yes/No]	No
If yes, in which circumstances?	N/A

UBS AG (Agreement 3)

Type of agreement:	Australian Master Securities Lending Agreement
Parties to agreement:	(1) UBS AG; and (2) Colonial First State Investments Limited
Can the parties exercise voting rights attaching to the securities?	No
If yes, in what circumstances?	N/A
Date on which the securities were (or are) expected to be delivered to the borrower or its nominee (ie borrow date):	The dates indicated in Annexure B on which securities were borrowed.
Scheduled date (if any) when the securities are expected to be returned to the borrower or its nominee (ie return date):	Any particular day.
Does the borrower have the right to return the securities early? [Yes/No]	Yes
If yes, in which circumstances?	At any time subject to giving notice.

Does the lender have the right to recall the securities early (ie before the scheduled return date)? [Yes/No]	Yes
If yes, in which circumstances?	At any time subject to giving notice.
Are there circumstances in which the borrower will not be required to return the securities on settlement? [Yes/No]	No
If yes, in which circumstances?	N/A

UBS AG (Agreement 1)

Type of agreement:	Australian Master Securities Lending Agreement
Parties to agreement:	(1) UBS AG; and (2) Colonial First State Investments Limited
Can the parties exercise voting rights attaching to the securities?	No
If yes, in what circumstances?	N/A
Date on which the securities were (or are) expected to be delivered to the borrower or its nominee (ie borrow date):	The dates indicated in Annexure B on which securities were borrowed.
Scheduled date (if any) when the securities are expected to be returned to the borrower or its nominee (ie return date):	Any particular day.
Does the borrower have the right to return the securities early? [Yes/No]	Yes
If yes, in which circumstances?	At any time subject to giving notice.
Does the lender have the right to recall the securities early (ie before the scheduled return date)? [Yes/No]	Yes
If yes, in which circumstances?	At any time subject to giving notice.
Are there circumstances in which the borrower will not be required to return the securities on settlement? [Yes/No]	No
If yes, in which circumstances?	N/A