

FORM 605

Corporations Act 2001

Section 671B

Notice of ceasing to be a substantial holder**To: Company Name/Scheme: QANTAS AIRWAYS LIMITED**ACN/ARSN: **009 661 901****1. Details of substantial holder**

Name: Commonwealth Bank of Australia ACN 123 123 124 (CBA) and its related bodies corporate listed in annexure A

The holder ceased to be a substantial holder on: **21/12/2016**The previous notice was given to the company on: **22/11/2016**The previous notice was dated: **15/11/2016****2. Changes in relevant interests**

Particulars of each change in, or change in the nature of, a relevant interest of the substantial holder or an associate in voting securities of the company or scheme, since the substantial holder was last required to give a substantial holding notice to the company or scheme are as follows:

Date of change	Person whose relevant interest changed	Nature of change	Consideration given in relation to change	Class and number of securities affected	Person's votes affected
See annexure B to this notice					

3. Changes in association

The persons who have become associates of, ceased to be associates of, or have changed the nature of their association with, the substantial holder in relation to voting interests in the company or scheme are as follows:

Name and ACN/ARSN (if applicable)	Nature of association

4. Addresses

The addresses of persons named in this form are as follows:

Name	Address
First State Investments (Hong Kong) Ltd ACN 206616	25th Floor, One Exchange Square, Central, Hong Kong
ASB Group Investments Limited Company Number 533945	Level 2, ASB North Wharf, 12 Jellicoe Street, Auckland, 1010 , New Zealand
Commonwealth Bank Officers Superannuation Corporation Pty Limited ACN 074 519 798	Level 11 Tower 1, 201 Sussex St Sydney NSW 2001
Colonial First State Asset Management (Australia) Limited ACN 114 194 311	Ground Floor Tower 1, 201 Sussex Street, Sydney, NSW, 2000, Australia
Colonial First State Investments Limited ACN 002 348 352	Ground Floor Tower 1, 201 Sussex Street, Sydney, NSW, 2000, Australia
Avanteos Investments Limited ACN 096 259 979	Ground Floor Tower 1, 201 Sussex Street, Sydney, NSW, 2000, Australia
Realindex Investments Pty Limited ACN 133 312 017	Ground Floor Tower 1, 201 Sussex Street, Sydney, NSW, 2000, Australia
Sovereign Services Limited ACN 969417	Level 2, ASB North Wharf, 12 Jellicoe Street, Auckland, 1010 , New Zealand
CBA Markets Limited ACN 003 485 952	Ground Floor Tower 1, 201 Sussex Street, Sydney, NSW, 2000, Australia
The Colonial Mutual Life Assurance Society Limited ACN 004 021 809	Ground Floor Tower 1, 201 Sussex Street, Sydney, NSW, 2000, Australia

5. Signature




Carla Collingwood-Company Secretary

Dated the 28 day of December 2016

Annexure A

This is annexure A referred to in Form 605, Notice of ceasing to be a substantial holder dated 21/12/2016



Carla Collingwood

Company Secretary

Dated the 28 December 2016

SCHEDULE

AEGIS CORRECTIONAL PARTNERSHIP PTY LTD
AEGIS LIMITED
AHL HOLDINGS PTY LIMITED
ALTONA V6 PTY LIMITED
ASB BANK LIMITED
ASB CAPITAL LIMITED (NZX-ASBPA)
ASB CAPITAL NO.2 LIMITED (NZX-ASBPB)
ASB FINANCE LIMITED
ASB FUNDING LIMITED
ASB GROUP (LIFE) LIMITED
ASB GROUP INVESTMENTS LIMITED
ASB HOLDINGS LIMITED
ASB MANAGEMENT SERVICES LIMITED
ASB NOMINEES LIMITED
ASB SECURITIES LIMITED
ASKLEPIOS LIMITED
ASPIRE SCHOOLS FINANCING (QLD) PTY LIMITED
ASPIRE SCHOOLS HOLDINGS (QLD) PTY LIMITED
AUSIEX NOMINEES PTY LIMITED
AUSTRALIAN INVESTMENT EXCHANGE LIMITED
AVANTEOS INVESTMENTS LIMITED
AVANTEOS PTY LTD
BANK OF HANGZHOU CO. LTD
BANKWEST FOUNDATION LIMITED
BDELTA VESSEL NO 1 PTY LTD
BDELTA VESSEL NO 2 PTY LTD
BDELTA VESSEL NO 3 PTY LTD
BDELTA VESSEL NO 4 PTY LTD
BOCOMMLIFE INSURANCE COMPANY LIMITED
BOND INVESTMENTS NO 1 LIMITED
BOND INVESTMENTS UK LIMITED
BW FINANCIAL ADVICE LIMITED
BW SECURITISATION MANAGEMENT PTY LTD
BWA GROUP SERVICES PTY LTD
BWA INTELLECTUAL PROPERTY HOLDINGS LIMITED
CAPITAL 121 PTY LIMITED
CARDS NZ LIMITED
CBA (EUROPE) FINANCE LTD (IN LIQUIDATION)
CBA A319 4624 PTY LIMITED
CBA A319 4635 PTY LIMITED
CBA A320 4077 PTY LTD
CBA A320 4948 PTY LIMITED
CBA A320 5156 PTY LIMITED
CBA A320 5249 PTY LTD
CBA A320 5289 PTY LTD
CBA A320 5638 PTY LTD
CBA A320 6749 PTY LIMITED
CBA A320 AIRCRAFT NO1 PTY LTD
CBA A330 1427 Pty Ltd
CBA A330 1453 PTY LIMITED
CBA AIR A320 2714 PTY LIMITED
CBA AIR PTY LTD
CBA ASSET FINANCE (NZ) LIMITED
CBA ASSET HOLDINGS (NZ) LIMITED
CBA B377 37091 PTY LTD
CBA B738 39822 PTY LIMITED
CBA B773 60333 PTY LIMITED
CBA CAPITAL AUSTRALIA PTY LIMITED
CBA CAPITAL HOLDINGS INC.
CBA CAPITAL TRUST I
CBA CAPITAL TRUST II
CBA CORPORATE SERVICES (NSW) PTY LIMITED
CBA CORPORATE SERVICES (VIC) PTY LIMITED
CBA EUROPE LIMITED
CBA FUNDING (NZ) LIMITED
CBA FUNDING HOLDINGS PTY LTD
CBA FUNDING TRUST I
CBA INTERNATIONAL FINANCE PTY. LIMITED
CBA INTERNATIONAL FINANCIAL SERVICES LIMITED (formerly known as COMMBANK MANAGEMENT CONSULTING (ASIA) COMPANY LIMITED)
CBA INVESTMENTS (NO.4) LIMITED
CBA MARKETS LIMITED
CBA MTE RAIL COMPANY PTY LIMITED
CBA NZ HOLDING LIMITED
CBA RAIL & TRAM COMPANY PTY LIMITED
CBA ROLLING STOCK COMPANY NO.1 PTY LIMITED
CBA SA HOLDINGS PROPRIETARY LIMITED
CBA SERVICES SINGAPORE PTE LTD
CBA SPECIALISED FINANCING PTY LIMITED
CBA STAFF COMMUNITY FUND LIMITED
CBA USD FUNDING LIMITED
CBA USD INVESTMENTS PTY LIMITED
CBFC LEASING PTY. LIMITED
CBFC LIMITED
CFSPAI EUROPE CO LIMITED (formerly known as CFSPAI MALTA CO LIMITED)
CFSPAI EUROPE HOLDCO LIMITED (formerly known as CFSPAI MALTA HOLDCO LIMITED)
CHRISTMAS BREAK PTY LTD
CHULLORA EQUITY INVESTMENT (NO 1) PTY


LIMITED
CHULLORA EQUITY INVESTMENT (NO 2) PTY LIMITED
CHULLORA EQUITY INVESTMENT (NO 3) PTY LIMITED
CIPL ARARAT PTY LTD
CIPL SA SCHOOLS PTY LTD
CISL (NO.1) PTY LIMITED
CM-SOMERTON PTY. LTD.
CMG ASIA LIFE HOLDINGS LIMITED
CMG ASIA PTY LTD
COLLATERAL LEASING PTY LTD
COLONIAL FIRST STATE ASSET MANAGEMENT (AUSTRALIA) LIMITED
COLONIAL FIRST STATE GROUP LIMITED
COLONIAL FIRST STATE INFRASTRUCTURE HOLDINGS LIMITED
COLONIAL FIRST STATE INFRASTRUCTURE MANAGERS (AUSTRALIA) PTY LTD
COLONIAL FIRST STATE INVESTMENTS LIMITED
COLONIAL FIRST STATE MANAGED INFRASTRUCTURE LIMITED
COLONIAL HOLDING COMPANY LIMITED
COLONIAL MUTUAL SUPERANNUATION PTY. LTD.
COLONIAL SERVICES PTY LIMITED
COMMBANK EUROPE LIMITED
COMMBANK MANAGEMENT CONSULTING (SHANGHAI) COMPANY LIMITED
COMMFUNDATION PTY LIMITED
COMMONWEALTH AUSTRALIA SECURITIES LLC
COMMONWEALTH BANK OF AUSTRALIA
COMMONWEALTH BANK OF AUSTRALIA (CHENG'AN) COUNTY BANK CO. LTD.
COMMONWEALTH BANK OF AUSTRALIA (CIXIAN) COUNTY BANK CO. LTD
COMMONWEALTH BANK OF AUSTRALIA (DENGFENG) COUNTY BANK CO. LTD
COMMONWEALTH BANK OF AUSTRALIA (HANDANXIAN) COUNTY BANK CO. LTD.
COMMONWEALTH BANK OF AUSTRALIA (JIYUAN) COUNTY BANK CO. LTD
COMMONWEALTH BANK OF AUSTRALIA (LANKAO) COUNTY BANK CO. LTD
COMMONWEALTH BANK OF AUSTRALIA (LUANCHENG) COUNTY BANK CO. LTD
COMMONWEALTH BANK OF AUSTRALIA (MIANCHI) COUNTY BANK CO. LTD
COMMONWEALTH BANK OF AUSTRALIA (SHEXIAN) COUNTY BANK CO. LTD
COMMONWEALTH BANK OF AUSTRALIA (UK) STAFF BENEFITS SCHEME TRUSTEE COMPANY LIMITED
COMMONWEALTH BANK OF AUSTRALIA (WEIXIAN) COUNTY BANK CO. LTD.
COMMONWEALTH BANK OF AUSTRALIA (WENXIAN) COUNTY BANK CO. LTD
COMMONWEALTH BANK OF AUSTRALIA (XINJI) COUNTY BANK CO. LTD
COMMONWEALTH BANK OF AUSTRALIA (YICHUAN) COUNTY BANK CO. LTD
COMMONWEALTH BANK OF AUSTRALIA (YONGCHENG) COUNTY BANK CO. LTD
COMMONWEALTH BANK OF AUSTRALIA (YONGNIAN) COUNTY BANK CO. LTD
COMMONWEALTH BANK OFFICERS
SUPERANNUATION CORPORATION PTY LIMITED
Commonwealth Custodial Services Pty Ltd
COMMONWEALTH DEVELOPMENT BANK OF AUSTRALIA PTY LIMITED
COMMONWEALTH FINANCIAL PLANNING LIMITED
COMMONWEALTH INSURANCE HOLDINGS LIMITED
COMMONWEALTH INSURANCE LIMITED
COMMONWEALTH INVESTMENTS PTY LIMITED
COMMONWEALTH PRIVATE LIMITED
COMMONWEALTH SECURITIES LIMITED
COMMWEALTH INTERNATIONAL HOLDINGS PTY LIMITED
COMSEC NOMINEES PTY LIMITED
CORE EQUITY SERVICES NOMINEES PTY LIMITED
COUNT FINANCIAL LIMITED
CRYSTAL AVENUE PTY LIMITED
CTB AUSTRALIA LIMITED
ELLAS CONTAINER SHIP COMPANY 1 PTY LIMITED
ELLAS CONTAINER SHIP COMPANY 2 PTY LIMITED
EMERALD HOLDING COMPANY PTY LIMITED
EQUIGROUP HOLDINGS PTY LIMITED
FINANCIAL WISDOM LIMITED
FINCONNECT (AUSTRALIA) PTY LTD
FIRST STATE CINDA FUND MANAGEMENT COMPANY LIMITED
First State European Diversified Infrastructure Sarl
First State Funds Plc
First State Global Umbrella Fund Public Limited Company
FIRST STATE INFRASTRUCTURE MANAGERS (INTERNATIONAL) LIMITED
First State Investment Management (UK) Limited
FIRST STATE INVESTMENT MANAGERS (ASIA) LIMITED
First State Investment Services (UK) Limited
FIRST STATE INVESTMENTS (HONG KONG) LIMITED
FIRST STATE INVESTMENTS (JAPAN) LIMITED
FIRST STATE INVESTMENTS (NZ) LIMITED
FIRST STATE INVESTMENTS (SINGAPORE)
First State Investments (UK Holdings) Limited
First State Investments (UK) Limited
FIRST STATE INVESTMENTS (US) LLC
First State Investments Fund Management Sarl
First State Investments GIP Management Sarl
FIRST STATE INVESTMENTS HOLDINGS (SINGAPORE) LIMITED
First State Investments ICVC
First State Investments International Inc
First State Investments International Limited
FIRST STATE NOMINEES (HONG KONG) LIMITED
FSIB LTD (formerly known as FIRST STATE INVESTMENTS (BERMUDA) LIMITED)
FSIC Limited (formerly known as First State Investments (Cayman) Limited)
GT USD FUNDING PTY LIMITED
HAZELWOOD INVESTMENT COMPANY PTY

LIMITED
 HOMEPAATH PTY LIMITED
 INVERLOCH LEASING PTY LIMITED
 INVESTMENT CUSTODIAL SERVICES LIMITED
 INVESTORWEB.COM. PTY LIMITED
 IWL BROKING SOLUTIONS PTY LIMITED
 IWL PTY LIMITED
 JACQUES MARTIN ADMINISTRATION AND
 CONSULTING PTY LTD
 JACQUES MARTIN PTY. LTD.
 LOFT NO 1 PTY LIMITED
 LOFT NO 2 PTY LIMITED
 LOFT NO.3 PTY LIMITED
 MIS FUNDING NO.1 PTY LIMITED
 MORTGAGE HOLDING TRUST COMPANY LIMITED
 MTE DEBT VEHICLE PTY LTD
 MTE LESSOR 1 PTY LTD
 MTE LESSOR 2 PTY LTD
 MTE LESSOR 3 PTY LTD
 MTE LESSOR 4 PTY LTD
 MTE LESSOR 5 PTY LTD
 MTE NOMINEE PARTNER PTY LTD
 NETSHARE NOMINEES PTY LTD
 NEWPORT LIMITED
 NEWSHELF 1314 (PTY) LTD
 NEWSHELF 1315 (PTY) LTD
 NIMITZ NOMINEES PTY LIMITED
 ORE & OVERBURDEN PTY LIMITED
 PREFERRED CAPITAL PTY LIMITED
 PREMIUM ALTERNATIVE INVESTMENTS PTY
 LIMITED
 PREMIUM CUSTODY SERVICES PTY LTD
 PREMIUM PLANTATIONS PTY LIMITED
 PREMIUM PLANTATIONS SERVICES PTY LTD
 PT BANK COMMONWEALTH
 PT COMMONWEALTH LIFE
 PT FIRST STATE INVESTMENTS INDONESIA
 QILU BANK CO. LTD.
 REALINDEX INVESTMENTS PTY LIMITED
 RELIANCE ACHIEVER PTY LIMITED
 RESIDENTIAL MORTGAGE GROUP PTY LTD
 ROCK & RUBBLE (DEBT VEHICLE) PTY LIMITED
 ROCK & RUBBLE (EXISTING) PTY LIMITED
 ROCK & RUBBLE (NEW) PTY LIMITED
 SAF MINING NO.2 PTY LIMITED
 SAF Mining No1 Pty Limited
 SAFE NO1 PTY LTD
 SAFE NO19 PTY LIMITED
 SAFE NO2 PTY LTD
 SAFE NO3 PTY LTD
 SAFE NO4 PTY LIMITED
 SAFE NO9 PTY LIMITED
 SAFE USD HOLDINGS PTY LTD
 SBN NOMINEES PTY. LIMITED
 SECURITISATION ADVISORY SERVICES PTY.
 LIMITED
 SECURITISATION MANAGEMENT SERVICES

LIMITED
 SECURITY HOLDING INVESTMENT ENTITY LINKING
 DEALS LIMITED
 SENBARY PTY LIMITED
 SHARE DIRECT NOMINEES PTY LIMITED
 SHARE INVESTMENTS PTY LIMITED
 SI Holdings Limited
 SIF RAILWAY NO.1 PTY LIMITED (IN LIQUIDATION)
 SIF RAILWAY NO.2 PTY LIMITED (IN LIQUIDATION)
 SOVEREIGN ASSURANCE COMPANY LIMITED
 SOVEREIGN SERVICES LIMITED
 SOVEREIGN SUPERANNUATION FUNDS LIMITED
 SOVEREIGN SUPERANNUATION TRUSTEES
 LIMITED
 ST ANDREW'S AUSTRALIA PTY LTD
 STATE NOMINEES LTD
 SWAN SECURITISATION FINANCE PTY LIMITED (IN
 LIQUIDATION)
 SWAN SECURITISATION INVESTMENTS PTY LTD
 (IN LIQUIDATION)
 T.W. CUSTODIANS LIMITED
 TANKSTREAM RAIL (BY - 1) PTY LIMITED
 TANKSTREAM RAIL (BY - 2) PTY LIMITED
 TANKSTREAM RAIL (BY - 3) PTY LIMITED
 TANKSTREAM RAIL (BY - 4) PTY LIMITED
 TANKSTREAM RAIL (SW - 1) PTY LIMITED
 TANKSTREAM RAIL (SW - 2) PTY LIMITED
 TANKSTREAM RAIL (SW - 3) PTY LIMITED
 TANKSTREAM RAIL (SW - 4) PTY LIMITED
 TANKSTREAM RAIL (VICTORIA) PTY LIMITED
 THE COLONIAL MUTUAL LIFE ASSURANCE
 SOCIETY LIMITED
 TOTAL KEEN INVESTMENT LIMITED
 TYME CAPITAL PROPRIETARY LIMITED
 TYME INFIELD PROPRIETARY LIMITED (formerly
 know as EDGE FIELD MARKETING PROPRIETARY
 LTD)
 TYME INTELLECTUAL PROPERTIES PROPRIETARY
 LIMITED
 TYME INVESTMENTS PROPRIETARY LIMITED
 TYME TECHNICAL SOLUTIONS PROPRIETARY
 LIMITED
 VATOSCAN PROPRIETARY LIMITED
 VH-VZF PTY LTD
 VH-VZG PTY LTD
 VH-VZH PTY LTD
 VIETNAM INTERNATIONAL BANK (VIETNAM
 INTERNATIONAL COMMERCIAL JOINT STOCK
 BANK)
 VIPRO PTY LIMITED
 WESTSIDE PROPERTIES LIMITED

Annexure B

This is annexure B referred to in Form 605, Notice of ceasing to be a substantial holder dated **21/12/2016**



Carla Collingwood Company Secretary

Dated the 28 December 2016

Date of change	Person whose relevant interest changed	Nature of change	Consideration given in relation to change	Class and number of securities affected	Person's votes affected
Thursday, 17 November 2016	Colonial First State Asset Management (Australia) Limited ACN 114 194 311	Sale	315,347.50	99,958 Ordinary shares	99,958
Tuesday, 22 November 2016	Colonial First State Asset Management (Australia) Limited ACN 114 194 311	Sale	326,371.40	104,566 Ordinary shares	104,566
Tuesday, 29 November 2016	Colonial First State Asset Management (Australia) Limited ACN 114 194 311	Sale	181,189.38	56,354 Ordinary shares	56,354
Wednesday, 30 November 2016	Colonial First State Asset Management (Australia) Limited ACN 114 194 311	Sale	263,216.47	82,614 Ordinary shares	82,614
Friday, 2 December 2016	Colonial First State Asset Management (Australia) Limited ACN 114 194 311	Sale	269,316.78	82,714 Ordinary shares	82,714
Wednesday, 16 November 2016	Colonial First State Asset Management (Australia) Limited ACN 114 194 311	Purchase	124,960.50	39,670 Ordinary shares	39,670
Monday, 21 November 2016	Colonial First State Asset Management (Australia) Limited ACN 114 194 311	Purchase	96,168.20	31,022 Ordinary shares	31,022
Thursday, 24 November 2016	Colonial First State Asset Management (Australia) Limited ACN 114 194 311	Purchase	196,988.07	61,367 Ordinary shares	61,367
Thursday, 1	Colonial First State Asset Management	Purchase	111,392.68	34,594 Ordinary	34,594

December 2016	(Australia) Limited ACN 114 194 311			shares	
Monday, 5 December 2016	Colonial First State Asset Management (Australia) Limited ACN 114 194 311	Purchase	19,115.10	6,030 Ordinary shares	6,030
Tuesday, 20 December 2016	Colonial First State Asset Management (Australia) Limited ACN 114 194 311	Sale	239,198.94	71,879 Ordinary shares	71,879
Wednesday, 16 November 2016	Colonial First State Asset Management (Australia) Limited ACN 114 194 311	Purchase	1,428,087.61	453,678 Ordinary shares	453,678
Thursday, 17 November 2016	Colonial First State Asset Management (Australia) Limited ACN 114 194 311	Purchase	330,413.06	105,827 Ordinary shares	105,827
Thursday, 17 November 2016	Colonial First State Asset Management (Australia) Limited ACN 114 194 311	Purchase	1,260,229.33	404,945 Ordinary shares	404,945
Monday, 5 December 2016	Colonial First State Asset Management (Australia) Limited ACN 114 194 311	Sale	1,488,202.91	462,980 Ordinary shares	462,980
Wednesday, 7 December 2016	Colonial First State Asset Management (Australia) Limited ACN 114 194 311	Sale	1,949,586.63	613,039 Ordinary shares	613,039
Friday, 16 December 2016	Colonial First State Asset Management (Australia) Limited ACN 114 194 311	Sale	2,725,721.32	821,322 Ordinary shares	821,322
Wednesday, 21 December 2016	Colonial First State Asset Management (Australia) Limited ACN 114 194 311	Sale	1,446,950.06	429,617 Ordinary shares	429,617
Thursday, 17 November 2016	Colonial First State Asset Management (Australia) Limited ACN 114 194 311	Purchase	714,905.39	229,718 Ordinary shares	229,718
Friday, 25 November 2016	Colonial First State Asset Management (Australia) Limited ACN 114 194 311	Sale	1,139,929.04	352,450 Ordinary shares	352,450

Tuesday, 29 November 2016	Colonial First State Asset Management (Australia) Limited ACN 114 194 311	Sale	630,358.16	196,606 Ordinary shares	196,606
Monday, 5 December 2016	Colonial First State Asset Management (Australia) Limited ACN 114 194 311	Sale	674,622.20	209,875 Ordinary shares	209,875
Monday, 19 December 2016	Colonial First State Asset Management (Australia) Limited ACN 114 194 311	Sale	813,656.84	245,336 Ordinary shares	245,336
Wednesday, 21 December 2016	Colonial First State Asset Management (Australia) Limited ACN 114 194 311	Sale	614,673.47	182,504 Ordinary shares	182,504
Monday, 21 November 2016	Colonial First State Asset Management (Australia) Limited ACN 114 194 311	Sale	387,562.26	124,534 Ordinary shares	124,534
Wednesday, 23 November 2016	Colonial First State Asset Management (Australia) Limited ACN 114 194 311	Sale	394,544.28	127,219 Ordinary shares	127,219
Thursday, 24 November 2016	Colonial First State Asset Management (Australia) Limited ACN 114 194 311	Sale	444,798.80	141,390 Ordinary shares	141,390
Friday, 16 December 2016	Colonial First State Asset Management (Australia) Limited ACN 114 194 311	Sale	385,150.44	116,430 Ordinary shares	116,430
Monday, 19 December 2016	Colonial First State Asset Management (Australia) Limited ACN 114 194 311	Sale	266,638.66	81,791 Ordinary shares	81,791
Tuesday, 20 December 2016	Colonial First State Asset Management (Australia) Limited ACN 114 194 311	Sale	1,193,269.21	358,576 Ordinary shares	358,576
Tuesday, 20 December 2016	Colonial First State Asset Management (Australia) Limited ACN 114 194 311	Purchase	53,121.31	15,763 Ordinary shares	15,763
Wednesday, 16 November 2016	Colonial First State Asset Management (Australia) Limited	Purchase	1,360,117.16	432,085 Ordinary shares	432,085

	ACN 114 194 311				
Thursday, 17 November 2016	Colonial First State Asset Management (Australia) Limited ACN 114 194 311	Purchase	1,200,246.72	385,671 Ordinary shares	385,671
Thursday, 17 November 2016	Colonial First State Asset Management (Australia) Limited ACN 114 194 311	Purchase	314,689.66	100,791 Ordinary shares	100,791
Monday, 5 December 2016	Colonial First State Asset Management (Australia) Limited ACN 114 194 311	Sale	1,403,689.91	436,688 Ordinary shares	436,688
Wednesday, 7 December 2016	Colonial First State Asset Management (Australia) Limited ACN 114 194 311	Sale	1,863,075.65	585,836 Ordinary shares	585,836
Friday, 16 December 2016	Colonial First State Asset Management (Australia) Limited ACN 114 194 311	Sale	2,602,926.10	784,321 Ordinary shares	784,321
Wednesday, 21 December 2016	Colonial First State Asset Management (Australia) Limited ACN 114 194 311	Sale	1,290,742.22	383,237 Ordinary shares	383,237
Friday, 18 November 2016	Colonial First State Asset Management (Australia) Limited ACN 114 194 311	Purchase	30,551.04	9,792 Ordinary shares	9,792
Monday, 28 November 2016	Colonial First State Asset Management (Australia) Limited ACN 114 194 311	Sale	14,323.02	4,462 Ordinary shares	4,462
Tuesday, 29 November 2016	Colonial First State Asset Management (Australia) Limited ACN 114 194 311	Purchase	27,596.04	8,678 Ordinary shares	8,678
Thursday, 8 December 2016	Colonial First State Asset Management (Australia) Limited ACN 114 194 311	Sale	13,754.85	4,285 Ordinary shares	4,285
Tuesday, 13 December 2016	Colonial First State Asset Management (Australia) Limited ACN 114 194 311	Sale	17,781.12	5,184 Ordinary shares	5,184

Wednesday, 14 December 2016	Colonial First State Asset Management (Australia) Limited ACN 114 194 311	Sale	14,116.64	4,252 Ordinary shares	4,252
Tuesday, 20 December 2016	Colonial First State Asset Management (Australia) Limited ACN 114 194 311	Sale	75,214.94	22,602 Ordinary shares	22,602
Monday, 21 November 2016	Colonial First State Asset Management (Australia) Limited ACN 114 194 311	Sale	676,838.18	217,486 Ordinary shares	217,486
Wednesday, 23 November 2016	Colonial First State Asset Management (Australia) Limited ACN 114 194 311	Sale	684,121.97	220,592 Ordinary shares	220,592
Thursday, 24 November 2016	Colonial First State Asset Management (Australia) Limited ACN 114 194 311	Sale	673,036.99	213,941 Ordinary shares	213,941
Friday, 16 December 2016	Colonial First State Asset Management (Australia) Limited ACN 114 194 311	Sale	716,655.04	216,643 Ordinary shares	216,643
Monday, 19 December 2016	Colonial First State Asset Management (Australia) Limited ACN 114 194 311	Sale	481,074.94	147,569 Ordinary shares	147,569
Tuesday, 20 December 2016	Colonial First State Asset Management (Australia) Limited ACN 114 194 311	Sale	282,200.77	84,801 Ordinary shares	84,801
Tuesday, 20 December 2016	Colonial First State Asset Management (Australia) Limited ACN 114 194 311	Purchase	13,500.22	4,006 Ordinary shares	4,006
Tuesday, 22 November 2016	Colonial First State Asset Management (Australia) Limited ACN 114 194 311	Sale	774,522.66	248,149 Ordinary shares	248,149
Monday, 28 November 2016	Colonial First State Asset Management (Australia) Limited ACN 114 194 311	Sale	768,123.09	238,770 Ordinary shares	238,770
Monday, 5 December 2016	Colonial First State Asset Management (Australia) Limited	Sale	1,161,854.32	361,363 Ordinary shares	361,363

	ACN 114 194 311				
Wednesday, 14 December 2016	Colonial First State Asset Management (Australia) Limited ACN 114 194 311	Sale	1,034,113.81	308,912 Ordinary shares	308,912
Wednesday, 21 December 2016	Colonial First State Asset Management (Australia) Limited ACN 114 194 311	Sale	412,247.10	122,503 Ordinary shares	122,503
Monday, 19 December 2016	Colonial First State Asset Management (Australia) Limited ACN 114 194 311	Sale	25,603.04	7,637 Ordinary shares	7,637
Tuesday, 20 December 2016	Colonial First State Asset Management (Australia) Limited ACN 114 194 311	Sale	135,438.13	40,699 Ordinary shares	40,699
Tuesday, 20 December 2016	Colonial First State Asset Management (Australia) Limited ACN 114 194 311	Purchase	7,393.78	2,194 Ordinary shares	2,194
Tuesday, 22 November 2016	Colonial First State Investments Limited (Note 1) ACN 002 348 352	Purchase	1,650.17	523 Ordinary shares	523
Tuesday, 22 November 2016	Colonial First State Investments Limited (Note 1) ACN 002 348 352	Purchase	856.85	275 Ordinary shares	275
Wednesday, 30 November 2016	Colonial First State Investments Limited (Note 1) ACN 002 348 352	Purchase	6,457.26	1,975 Ordinary shares	1,975
Thursday, 15 December 2016	Colonial First State Investments Limited (Note 1) ACN 002 348 352	Sale	9,604.57	2,947 Ordinary shares	2,947
Tuesday, 20 December 2016	Colonial First State Investments Limited (Note 1) ACN 002 348 352	Purchase	14,730.21	4,352 Ordinary shares	4,352
Tuesday, 22 November 2016	Colonial First State Investments Limited (Note 1) ACN 002 348 352	Purchase	5,198.80	1,640 Ordinary shares	1,640

Friday, 9 December 2016	Colonial First State Investments Limited (Note 1) ACN 002 348 352	Sale	135,332.62	41,376 Ordinary shares	41,376
Thursday, 8 December 2016	Colonial First State Investments Limited (Note 1) ACN 002 348 352	Purchase	4,448.19	1,323 Ordinary shares	1,323
Tuesday, 22 November 2016	Colonial First State Investments Limited (Note 1) ACN 002 348 352	Purchase	96,452.84	30,963 Ordinary shares	30,963
Thursday, 15 December 2016	Colonial First State Investments Limited (Note 1) ACN 002 348 352	Sale	2,652,756.03	813,205 Ordinary shares	813,205
Monday, 5 December 2016	Colonial First State Investments Limited (Note 1) ACN 002 348 352	Sale	196,073.89	60,919 Ordinary shares	60,919
Tuesday, 20 December 2016	Colonial First State Investments Limited (Note 1) ACN 002 348 352	Sale	163,540.45	49,126 Ordinary shares	49,126
Tuesday, 22 November 2016	Colonial First State Investments Limited (Note 1) ACN 002 348 352	Purchase	2,729.25	865 Ordinary shares	865
Tuesday, 22 November 2016	Colonial First State Investments Limited (Note 1) ACN 002 348 352	Purchase	1,417.69	455 Ordinary shares	455
Tuesday, 22 November 2016	Colonial First State Investments Limited (Note 1) ACN 002 348 352	Purchase	44,918.35	14,239 Ordinary shares	14,239
Friday, 9 December 2016	Colonial First State Investments Limited (Note 1) ACN 002 348 352	Purchase	162,918.43	47,598 Ordinary shares	47,598
Monday, 12 December 2016	Colonial First State Investments Limited (Note 1) ACN 002 348 352	Purchase	3,801.47	1,128 Ordinary shares	1,128
Wednesday, 21 December 2016	Colonial First State Investments Limited (Note 1) ACN 002	Purchase	155.48	46 Ordinary shares	46

	348 352				
Wednesday, 21 December 2016	Colonial First State Investments Limited (Note 1) ACN 002 348 352	Purchase	8,001.12	2,370 Ordinary shares	2,370
Thursday, 17 November 2016	Avanteos Investments Limited ACN 096 259 979	Purchase	4,992.35	1,595 Ordinary shares	1,595
Monday, 5 December 2016	Avanteos Investments Limited ACN 096 259 979	Sale	8,800.00	2,750 Ordinary shares	2,750
Tuesday, 6 December 2016	Realindex Investments Pty Limited ACN 133 312 017	Purchase	65,509.68	20,408 Ordinary shares	20,408
Wednesday, 14 December 2016	Realindex Investments Pty Limited ACN 133 312 017	Purchase	313,890.41	94,551 Ordinary shares	94,551
Monday, 12 December 2016	Realindex Investments Pty Limited ACN 133 312 017	Purchase	31,161.52	9,386 Ordinary shares	9,386
Wednesday, 14 December 2016	Realindex Investments Pty Limited ACN 133 312 017	Purchase	153,421.24	46,214 Ordinary shares	46,214
Friday, 18 November 2016	Realindex Investments Pty Limited ACN 133 312 017	Sale	54,529.65	17,311 Ordinary shares	17,311
Friday, 2 December 2016	Realindex Investments Pty Limited ACN 133 312 017	Sale	100,280.40	30,388 Ordinary shares	30,388
Wednesday, 14 December 2016	Realindex Investments Pty Limited ACN 133 312 017	Purchase	3,623,850.52	1,091,587 Ordinary shares	1,091,587
Wednesday, 21 December 2016	Realindex Investments Pty Limited ACN 133 312 017	Purchase	255,001.16	75,668 Ordinary shares	75,668
Friday, 18 November 2016	CBA Markets Limited ACN 003	Borrow Increase	N/A	479,000 Ordinary shares (borrowed from	479,000

	485 952			Citigroup Global Markets Australia Pty Ltd, see Annexure C)	
Tuesday, 22 November 2016	CBA Markets Limited ACN 003 485 952	Borrow Decrease	N/A	74,487 Ordinary shares (returned to Citigroup Global Markets Australia Pty Ltd, see Annexure C)	74,487
Thursday, 24 November 2016	CBA Markets Limited ACN 003 485 952	Borrow Decrease	N/A	23,608 Ordinary shares (returned to Citigroup Global Markets Australia Pty Ltd, see Annexure C)	23,608
Friday, 25 November 2016	CBA Markets Limited ACN 003 485 952	Borrow Decrease	N/A	87,377 Ordinary shares (returned to Citigroup Global Markets Australia Pty Ltd, see Annexure C)	87,377
Monday, 12 December 2016	CBA Markets Limited ACN 003 485 952	Borrow Decrease	N/A	293,528 Ordinary shares (returned to Citigroup Global Markets Australia Pty Ltd, see Annexure C)	293,528
Tuesday, 20 December 2016	CBA Markets Limited ACN 003 485 952	Sale	5,745.60	1,710 Ordinary shares	1,710
Thursday, 24 November 2016	CBA Markets Limited ACN 003 485 952	Borrow Increase	N/A	76,605 Ordinary shares (borrowed from Barclays Capital Securities Ltd, see Annexure C)	76,605
Friday, 25 November 2016	CBA Markets Limited ACN 003 485 952	Borrow Increase	N/A	142,068 Ordinary shares (borrowed from Barclays Capital Securities Ltd, see Annexure C)	142,068
Friday, 25 November 2016	CBA Markets Limited ACN 003 485 952	Borrow Decrease	N/A	76,605 Ordinary shares (returned to Barclays Capital Securities Ltd, see Annexure C)	76,605

				C)	
Monday, 28 November 2016	CBA Markets Limited ACN 003 485 952	Borrow Increase	N/A	130,004 Ordinary shares (borrowed from Barclays Capital Securities Ltd, see Annexure C)	130,004
Monday, 28 November 2016	CBA Markets Limited ACN 003 485 952	Borrow Decrease	N/A	142,068 Ordinary shares (returned to Barclays Capital Securities Ltd, see Annexure C)	142,068
Tuesday, 29 November 2016	CBA Markets Limited ACN 003 485 952	Borrow Decrease	N/A	130,004 Ordinary shares (returned to Barclays Capital Securities Ltd, see Annexure C)	130,004
Tuesday, 6 December 2016	CBA Markets Limited ACN 003 485 952	Borrow Increase	N/A	105,803 Ordinary shares (borrowed from Barclays Capital Securities Ltd, see Annexure C)	105,803
Wednesday, 7 December 2016	CBA Markets Limited ACN 003 485 952	Borrow Increase	N/A	61,687 Ordinary shares (borrowed from Barclays Capital Securities Ltd, see Annexure C)	61,687
Wednesday, 7 December 2016	CBA Markets Limited ACN 003 485 952	Borrow Decrease	N/A	105,803 Ordinary shares (returned to Barclays Capital Securities Ltd, see Annexure C)	105,803
Thursday, 8 December 2016	CBA Markets Limited ACN 003 485 952	Borrow Increase	N/A	166,049 Ordinary shares (borrowed from Barclays Capital Securities Ltd, see Annexure C)	166,049
Thursday, 8 December 2016	CBA Markets Limited ACN 003 485 952	Borrow Decrease	N/A	61,687 Ordinary shares (returned to Barclays Capital Securities Ltd, see Annexure C)	61,687

Friday, 9 December 2016	CBA Markets Limited ACN 003 485 952	Borrow Increase	N/A	463,060 Ordinary shares (borrowed from Barclays Capital Securities Ltd, see Annexure C)	463,060
Friday, 9 December 2016	CBA Markets Limited ACN 003 485 952	Borrow Decrease	N/A	166,049 Ordinary shares (returned to Barclays Capital Securities Ltd, see Annexure C)	166,049
Monday, 12 December 2016	CBA Markets Limited ACN 003 485 952	Borrow Decrease	N/A	463,060 Ordinary shares (returned to Barclays Capital Securities Ltd, see Annexure C)	463,060
Monday, 12 December 2016	CBA Markets Limited ACN 003 485 952	Borrow Increase	N/A	118,556 Ordinary shares (borrowed from Barclays Capital Securities Ltd, see Annexure C)	118,556
Tuesday, 13 December 2016	CBA Markets Limited ACN 003 485 952	Borrow Increase	N/A	169,637 Ordinary shares (borrowed from Barclays Capital Securities Ltd, see Annexure C)	169,637
Tuesday, 13 December 2016	CBA Markets Limited ACN 003 485 952	Borrow Decrease	N/A	118,556 Ordinary shares (returned to Barclays Capital Securities Ltd, see Annexure C)	118,556
Wednesday, 14 December 2016	CBA Markets Limited ACN 003 485 952	Borrow Decrease	N/A	169,637 Ordinary shares (returned to Barclays Capital Securities Ltd, see Annexure C)	169,637
Wednesday, 16 November 2016	CBA Markets Limited ACN 003 485 952	Sale	5,064.82	1,613 Ordinary shares	1,613
Wednesday, 16 November 2016	CBA Markets Limited ACN 003 485 952	Sale	1,940.52	618 Ordinary shares	618
Wednesday, 16	CBA Markets Limited ACN 003	Sale	9,561.30	3,045 Ordinary	3,045

November 2016	485 952			shares	
Wednesday, 16 November 2016	CBA Markets Limited ACN 003 485 952	Sale	12,246.00	3,925 Ordinary shares	3,925
Wednesday, 16 November 2016	CBA Markets Limited ACN 003 485 952	Sale	152.64	49 Ordinary shares	49
Wednesday, 16 November 2016	CBA Markets Limited ACN 003 485 952	Sale	641.69	206 Ordinary shares	206
Wednesday, 16 November 2016	CBA Markets Limited ACN 003 485 952	Sale	26,625.38	8,575 Ordinary shares	8,575
Wednesday, 16 November 2016	CBA Markets Limited ACN 003 485 952	Sale	24,389.78	7,855 Ordinary shares	7,855
Wednesday, 16 November 2016	CBA Markets Limited ACN 003 485 952	Sale	3.11	1 Ordinary shares	1
Wednesday, 16 November 2016	CBA Markets Limited ACN 003 485 952	Sale	3.11	1 Ordinary shares	1
Wednesday, 16 November 2016	CBA Markets Limited ACN 003 485 952	Sale	273.24	88 Ordinary shares	88
Wednesday, 16 November 2016	CBA Markets Limited ACN 003 485 952	Sale	3.11	1 Ordinary shares	1
Wednesday, 16 November 2016	CBA Markets Limited ACN 003 485 952	Sale	74.52	24 Ordinary shares	24
Wednesday, 16 November 2016	CBA Markets Limited ACN 003 485 952	Sale	891.13	287 Ordinary shares	287
Wednesday, 16 November 2016	CBA Markets Limited ACN 003 485 952	Sale	3.11	1 Ordinary shares	1
Wednesday, 16 November 2016	CBA Markets Limited ACN 003 485 952	Sale	388.13	125 Ordinary shares	125
Wednesday, 16 November 2016	CBA Markets Limited ACN 003	Sale	5,176.03	1,667 Ordinary shares	1,667

	485 952				
Wednesday, 16 November 2016	CBA Markets Limited ACN 003 485 952	Sale	37.26	12 Ordinary shares	12
Wednesday, 16 November 2016	CBA Markets Limited ACN 003 485 952	Sale	1,443.83	465 Ordinary shares	465
Wednesday, 16 November 2016	CBA Markets Limited ACN 003 485 952	Sale	338.44	109 Ordinary shares	109
Wednesday, 16 November 2016	CBA Markets Limited ACN 003 485 952	Sale	3.11	1 Ordinary shares	1
Wednesday, 16 November 2016	CBA Markets Limited ACN 003 485 952	Sale	1,450.04	467 Ordinary shares	467
Wednesday, 16 November 2016	CBA Markets Limited ACN 003 485 952	Sale	3.11	1 Ordinary shares	1
Wednesday, 16 November 2016	CBA Markets Limited ACN 003 485 952	Sale	1,574.23	507 Ordinary shares	507
Wednesday, 16 November 2016	CBA Markets Limited ACN 003 485 952	Sale	1,490.40	480 Ordinary shares	480
Wednesday, 16 November 2016	CBA Markets Limited ACN 003 485 952	Sale	18,432.88	5,975 Ordinary shares	5,975
Wednesday, 16 November 2016	CBA Markets Limited ACN 003 485 952	Sale	4,217.19	1,367 Ordinary shares	1,367
Wednesday, 16 November 2016	CBA Markets Limited ACN 003 485 952	Sale	1,579.52	512 Ordinary shares	512
Wednesday, 16 November 2016	CBA Markets Limited ACN 003 485 952	Sale	4,226.45	1,370 Ordinary shares	1,370
Wednesday, 16 November 2016	CBA Markets Limited ACN 003 485 952	Sale	83.30	27 Ordinary shares	27
Wednesday, 16 November 2016	CBA Markets Limited ACN 003	Sale	3.09	1 Ordinary shares	1

	485 952				
Wednesday, 16 November 2016	CBA Markets Limited ACN 003 485 952	Sale	1,486.97	482 Ordinary shares	482
Wednesday, 16 November 2016	CBA Markets Limited ACN 003 485 952	Sale	4,192.52	1,359 Ordinary shares	1,359
Wednesday, 16 November 2016	CBA Markets Limited ACN 003 485 952	Sale	2,103.97	682 Ordinary shares	682
Wednesday, 16 November 2016	CBA Markets Limited ACN 003 485 952	Sale	1,449.95	470 Ordinary shares	470
Wednesday, 16 November 2016	CBA Markets Limited ACN 003 485 952	Sale	851.46	276 Ordinary shares	276
Wednesday, 16 November 2016	CBA Markets Limited ACN 003 485 952	Sale	2,924.58	948 Ordinary shares	948
Wednesday, 16 November 2016	CBA Markets Limited ACN 003 485 952	Sale	577.83	187 Ordinary shares	187
Wednesday, 16 November 2016	CBA Markets Limited ACN 003 485 952	Sale	58.71	19 Ordinary shares	19
Wednesday, 16 November 2016	CBA Markets Limited ACN 003 485 952	Sale	2,521.44	816 Ordinary shares	816
Wednesday, 16 November 2016	CBA Markets Limited ACN 003 485 952	Sale	2,586.33	837 Ordinary shares	837
Wednesday, 16 November 2016	CBA Markets Limited ACN 003 485 952	Sale	2,756.28	892 Ordinary shares	892
Wednesday, 16 November 2016	CBA Markets Limited ACN 003 485 952	Sale	3.09	1 Ordinary shares	1
Wednesday, 16 November 2016	CBA Markets Limited ACN 003 485 952	Sale	689.07	223 Ordinary shares	223
Wednesday, 16 November 2016	CBA Markets Limited ACN 003	Sale	2,617.23	847 Ordinary shares	847

	485 952				
Thursday, 17 November 2016	CBA Markets Limited ACN 003 485 952	Sale	10,000.60	3,226 Ordinary shares	3,226
Thursday, 17 November 2016	CBA Markets Limited ACN 003 485 952	Sale	24,664.70	7,855 Ordinary shares	7,855
Thursday, 17 November 2016	CBA Markets Limited ACN 003 485 952	Sale	12,363.75	3,925 Ordinary shares	3,925
Thursday, 17 November 2016	CBA Markets Limited ACN 003 485 952	Sale	12,403.00	3,925 Ordinary shares	3,925
Thursday, 17 November 2016	CBA Markets Limited ACN 003 485 952	Sale	5,707.39	1,809 Ordinary shares	1,809
Thursday, 17 November 2016	CBA Markets Limited ACN 003 485 952	Sale	19,075.13	6,046 Ordinary shares	6,046
Thursday, 17 November 2016	CBA Markets Limited ACN 003 485 952	Sale	16,577.36	5,246 Ordinary shares	5,246
Thursday, 17 November 2016	CBA Markets Limited ACN 003 485 952	Sale	2,618.76	834 Ordinary shares	834
Thursday, 17 November 2016	CBA Markets Limited ACN 003 485 952	Sale	478.04	152 Ordinary shares	152
Thursday, 17 November 2016	CBA Markets Limited ACN 003 485 952	Sale	6,440.96	2,048 Ordinary shares	2,048
Thursday, 17 November 2016	CBA Markets Limited ACN 003 485 952	Sale	286.19	91 Ordinary shares	91
Thursday, 17 November 2016	CBA Markets Limited ACN 003 485 952	Sale	10,523.17	3,346 Ordinary shares	3,346
Thursday, 17 November 2016	CBA Markets Limited ACN 003 485 952	Sale	34.59	11 Ordinary shares	11
Thursday, 17 November 2016	CBA Markets Limited ACN 003	Sale	6,941.02	2,207 Ordinary shares	2,207

	485 952				
Thursday, 17 November 2016	CBA Markets Limited ACN 003 485 952	Sale	24,743.25	7,855 Ordinary shares	7,855
Thursday, 17 November 2016	CBA Markets Limited ACN 003 485 952	Sale	20,031.23	6,319 Ordinary shares	6,319
Friday, 18 November 2016	CBA Markets Limited ACN 003 485 952	Sale	9,408.56	2,968 Ordinary shares	2,968
Friday, 18 November 2016	CBA Markets Limited ACN 003 485 952	Sale	592.79	187 Ordinary shares	187
Friday, 18 November 2016	CBA Markets Limited ACN 003 485 952	Sale	12,767.61	4,034 Ordinary shares	4,034
Friday, 18 November 2016	CBA Markets Limited ACN 003 485 952	Sale	24,476.30	7,795 Ordinary shares	7,795
Friday, 18 November 2016	CBA Markets Limited ACN 003 485 952	Sale	12,324.50	3,925 Ordinary shares	3,925
Friday, 18 November 2016	CBA Markets Limited ACN 003 485 952	Sale	926.10	294 Ordinary shares	294
Friday, 18 November 2016	CBA Markets Limited ACN 003 485 952	Sale	3,080.70	978 Ordinary shares	978
Friday, 18 November 2016	CBA Markets Limited ACN 003 485 952	Sale	5,663.70	1,798 Ordinary shares	1,798
Friday, 18 November 2016	CBA Markets Limited ACN 003 485 952	Sale	176.40	56 Ordinary shares	56
Friday, 18 November 2016	CBA Markets Limited ACN 003 485 952	Sale	7,761.86	2,468 Ordinary shares	2,468
Friday, 18 November 2016	CBA Markets Limited ACN 003 485 952	Sale	13,489.44	4,296 Ordinary shares	4,296
Friday, 18 November 2016	CBA Markets Limited ACN 003	Sale	5,664.56	1,804 Ordinary shares	1,804

	485 952				
Friday, 18 November 2016	CBA Markets Limited ACN 003 485 952	Sale	22,484.38	7,195 Ordinary shares	7,195
Friday, 18 November 2016	CBA Markets Limited ACN 003 485 952	Sale	18,717.40	5,980 Ordinary shares	5,980
Wednesday, 16 November 2016	CBA Markets Limited ACN 003 485 952	Purchase	18,273.15	5,801 Ordinary shares	5,801
Friday, 18 November 2016	CBA Markets Limited ACN 003 485 952	Sale	12,344.13	3,925 Ordinary shares	3,925
Thursday, 17 November 2016	CBA Markets Limited ACN 003 485 952	Purchase	9,937.75	3,175 Ordinary shares	3,175
Monday, 21 November 2016	CBA Markets Limited ACN 003 485 952	Sale	9,906.00	3,175 Ordinary shares	3,175
Monday, 21 November 2016	CBA Markets Limited ACN 003 485 952	Sale	130.41	42 Ordinary shares	42
Monday, 21 November 2016	CBA Markets Limited ACN 003 485 952	Sale	459.54	148 Ordinary shares	148
Monday, 21 November 2016	CBA Markets Limited ACN 003 485 952	Sale	17,714.03	5,705 Ordinary shares	5,705
Monday, 21 November 2016	CBA Markets Limited ACN 003 485 952	Sale	18,333.45	5,895 Ordinary shares	5,895
Monday, 21 November 2016	CBA Markets Limited ACN 003 485 952	Sale	10,751.52	3,446 Ordinary shares	3,446
Monday, 21 November 2016	CBA Markets Limited ACN 003 485 952	Sale	13,740.48	4,404 Ordinary shares	4,404
Monday, 21 November 2016	CBA Markets Limited ACN 003 485 952	Sale	225.00	72 Ordinary shares	72
Monday, 21 November 2016	CBA Markets Limited ACN 003	Sale	12.50	4 Ordinary shares	4

	485 952				
Monday, 21 November 2016	CBA Markets Limited ACN 003 485 952	Sale	3.13	1 Ordinary shares	1
Monday, 21 November 2016	CBA Markets Limited ACN 003 485 952	Sale	56.25	18 Ordinary shares	18
Monday, 21 November 2016	CBA Markets Limited ACN 003 485 952	Sale	212.50	68 Ordinary shares	68
Monday, 21 November 2016	CBA Markets Limited ACN 003 485 952	Sale	443.75	142 Ordinary shares	142
Monday, 21 November 2016	CBA Markets Limited ACN 003 485 952	Sale	65.63	21 Ordinary shares	21
Monday, 21 November 2016	CBA Markets Limited ACN 003 485 952	Sale	18.75	6 Ordinary shares	6
Monday, 21 November 2016	CBA Markets Limited ACN 003 485 952	Sale	256.25	82 Ordinary shares	82
Monday, 21 November 2016	CBA Markets Limited ACN 003 485 952	Sale	168.75	54 Ordinary shares	54
Monday, 21 November 2016	CBA Markets Limited ACN 003 485 952	Sale	78.13	25 Ordinary shares	25
Monday, 21 November 2016	CBA Markets Limited ACN 003 485 952	Sale	1,096.88	351 Ordinary shares	351
Monday, 21 November 2016	CBA Markets Limited ACN 003 485 952	Sale	1,068.75	342 Ordinary shares	342
Monday, 21 November 2016	CBA Markets Limited ACN 003 485 952	Sale	259.38	83 Ordinary shares	83
Monday, 21 November 2016	CBA Markets Limited ACN 003 485 952	Sale	3.13	1 Ordinary shares	1
Monday, 21 November 2016	CBA Markets Limited ACN 003	Sale	4,553.13	1,457 Ordinary shares	1,457

	485 952				
Monday, 21 November 2016	CBA Markets Limited ACN 003 485 952	Sale	2,271.88	727 Ordinary shares	727
Monday, 21 November 2016	CBA Markets Limited ACN 003 485 952	Sale	1,171.88	375 Ordinary shares	375
Monday, 21 November 2016	CBA Markets Limited ACN 003 485 952	Sale	18.75	6 Ordinary shares	6
Monday, 21 November 2016	CBA Markets Limited ACN 003 485 952	Sale	440.63	141 Ordinary shares	141
Monday, 21 November 2016	CBA Markets Limited ACN 003 485 952	Sale	6.25	2 Ordinary shares	2
Monday, 21 November 2016	CBA Markets Limited ACN 003 485 952	Sale	1,553.13	497 Ordinary shares	497
Monday, 21 November 2016	CBA Markets Limited ACN 003 485 952	Sale	196.88	63 Ordinary shares	63
Monday, 21 November 2016	CBA Markets Limited ACN 003 485 952	Sale	290.63	93 Ordinary shares	93
Monday, 21 November 2016	CBA Markets Limited ACN 003 485 952	Sale	156.25	50 Ordinary shares	50
Monday, 21 November 2016	CBA Markets Limited ACN 003 485 952	Sale	234.38	75 Ordinary shares	75
Monday, 21 November 2016	CBA Markets Limited ACN 003 485 952	Sale	165.63	53 Ordinary shares	53
Monday, 21 November 2016	CBA Markets Limited ACN 003 485 952	Sale	3.13	1 Ordinary shares	1
Monday, 21 November 2016	CBA Markets Limited ACN 003 485 952	Sale	193.75	62 Ordinary shares	62
Monday, 21 November 2016	CBA Markets Limited ACN 003	Sale	3.13	1 Ordinary shares	1

	485 952				
Monday, 21 November 2016	CBA Markets Limited ACN 003 485 952	Sale	62.50	20 Ordinary shares	20
Monday, 21 November 2016	CBA Markets Limited ACN 003 485 952	Sale	15,081.25	4,826 Ordinary shares	4,826
Monday, 21 November 2016	CBA Markets Limited ACN 003 485 952	Sale	199.68	64 Ordinary shares	64
Monday, 21 November 2016	CBA Markets Limited ACN 003 485 952	Sale	212.16	68 Ordinary shares	68
Monday, 21 November 2016	CBA Markets Limited ACN 003 485 952	Sale	4,782.96	1,533 Ordinary shares	1,533
Monday, 21 November 2016	CBA Markets Limited ACN 003 485 952	Sale	4,084.08	1,309 Ordinary shares	1,309
Monday, 21 November 2016	CBA Markets Limited ACN 003 485 952	Sale	390.00	125 Ordinary shares	125
Monday, 21 November 2016	CBA Markets Limited ACN 003 485 952	Sale	21.84	7 Ordinary shares	7
Monday, 21 November 2016	CBA Markets Limited ACN 003 485 952	Sale	5,010.72	1,606 Ordinary shares	1,606
Monday, 21 November 2016	CBA Markets Limited ACN 003 485 952	Sale	3,173.04	1,017 Ordinary shares	1,017
Monday, 21 November 2016	CBA Markets Limited ACN 003 485 952	Sale	892.32	286 Ordinary shares	286
Monday, 21 November 2016	CBA Markets Limited ACN 003 485 952	Sale	24,256.50	7,850 Ordinary shares	7,850
Monday, 21 November 2016	CBA Markets Limited ACN 003 485 952	Sale	12,167.50	3,925 Ordinary shares	3,925
Monday, 21 November 2016	CBA Markets Limited ACN 003	Sale	20,805.90	6,690 Ordinary shares	6,690

	485 952				
Monday, 21 November 2016	CBA Markets Limited ACN 003 485 952	Sale	12,116.56	3,896 Ordinary shares	3,896
Monday, 21 November 2016	CBA Markets Limited ACN 003 485 952	Sale	3,716.45	1,195 Ordinary shares	1,195
Monday, 21 November 2016	CBA Markets Limited ACN 003 485 952	Sale	8,676.90	2,790 Ordinary shares	2,790
Monday, 21 November 2016	CBA Markets Limited ACN 003 485 952	Sale	14,333.99	4,609 Ordinary shares	4,609
Friday, 18 November 2016	CBA Markets Limited ACN 003 485 952	Purchase	8,701.40	2,780 Ordinary shares	2,780
Friday, 18 November 2016	CBA Markets Limited ACN 003 485 952	Purchase	1,361.55	435 Ordinary shares	435
Tuesday, 22 November 2016	CBA Markets Limited ACN 003 485 952	Sale	10,030.80	3,215 Ordinary shares	3,215
Tuesday, 22 November 2016	CBA Markets Limited ACN 003 485 952	Sale	18,858.25	6,025 Ordinary shares	6,025
Tuesday, 22 November 2016	CBA Markets Limited ACN 003 485 952	Sale	3,191.76	1,023 Ordinary shares	1,023
Tuesday, 22 November 2016	CBA Markets Limited ACN 003 485 952	Sale	15,419.04	4,942 Ordinary shares	4,942
Tuesday, 22 November 2016	CBA Markets Limited ACN 003 485 952	Sale	21,431.20	6,880 Ordinary shares	6,880
Tuesday, 22 November 2016	CBA Markets Limited ACN 003 485 952	Sale	49.92	16 Ordinary shares	16
Tuesday, 22 November 2016	CBA Markets Limited ACN 003 485 952	Sale	140.40	45 Ordinary shares	45
Tuesday, 22 November 2016	CBA Markets Limited ACN 003	Sale	312.00	100 Ordinary shares	100

	485 952				
Tuesday, 22 November 2016	CBA Markets Limited ACN 003 485 952	Sale	2,698.80	865 Ordinary shares	865
Tuesday, 22 November 2016	CBA Markets Limited ACN 003 485 952	Sale	1,584.96	508 Ordinary shares	508
Tuesday, 22 November 2016	CBA Markets Limited ACN 003 485 952	Sale	258.96	83 Ordinary shares	83
Tuesday, 22 November 2016	CBA Markets Limited ACN 003 485 952	Sale	255.84	82 Ordinary shares	82
Tuesday, 22 November 2016	CBA Markets Limited ACN 003 485 952	Sale	49.92	16 Ordinary shares	16
Tuesday, 22 November 2016	CBA Markets Limited ACN 003 485 952	Sale	3.12	1 Ordinary shares	1
Tuesday, 22 November 2016	CBA Markets Limited ACN 003 485 952	Sale	4,109.04	1,317 Ordinary shares	1,317
Tuesday, 22 November 2016	CBA Markets Limited ACN 003 485 952	Sale	15,029.04	4,817 Ordinary shares	4,817
Friday, 18 November 2016	CBA Markets Limited ACN 003 485 952	Purchase	13,999.44	4,487 Ordinary shares	4,487
Monday, 21 November 2016	CBA Markets Limited ACN 003 485 952	Purchase	9,999.60	3,205 Ordinary shares	3,205
Wednesday, 23 November 2016	CBA Markets Limited ACN 003 485 952	Sale	12,167.50	3,925 Ordinary shares	3,925
Wednesday, 23 November 2016	CBA Markets Limited ACN 003 485 952	Sale	7,039.90	2,260 Ordinary shares	2,260
Wednesday, 23 November 2016	CBA Markets Limited ACN 003 485 952	Sale	15.58	5 Ordinary shares	5
Wednesday, 23 November 2016	CBA Markets Limited ACN 003	Sale	12.46	4 Ordinary shares	4

	485 952				
Wednesday, 23 November 2016	CBA Markets Limited ACN 003 485 952	Sale	744.49	239 Ordinary shares	239
Wednesday, 23 November 2016	CBA Markets Limited ACN 003 485 952	Sale	280.35	90 Ordinary shares	90
Wednesday, 23 November 2016	CBA Markets Limited ACN 003 485 952	Sale	43.61	14 Ordinary shares	14
Wednesday, 23 November 2016	CBA Markets Limited ACN 003 485 952	Sale	115.26	37 Ordinary shares	37
Wednesday, 23 November 2016	CBA Markets Limited ACN 003 485 952	Sale	68.53	22 Ordinary shares	22
Wednesday, 23 November 2016	CBA Markets Limited ACN 003 485 952	Sale	109.03	35 Ordinary shares	35
Wednesday, 23 November 2016	CBA Markets Limited ACN 003 485 952	Sale	65.42	21 Ordinary shares	21
Wednesday, 23 November 2016	CBA Markets Limited ACN 003 485 952	Sale	109.03	35 Ordinary shares	35
Wednesday, 23 November 2016	CBA Markets Limited ACN 003 485 952	Sale	165.10	53 Ordinary shares	53
Wednesday, 23 November 2016	CBA Markets Limited ACN 003 485 952	Sale	3,342.40	1,073 Ordinary shares	1,073
Wednesday, 23 November 2016	CBA Markets Limited ACN 003 485 952	Sale	6.23	2 Ordinary shares	2
Wednesday, 23 November 2016	CBA Markets Limited ACN 003 485 952	Sale	37.38	12 Ordinary shares	12
Wednesday, 23 November 2016	CBA Markets Limited ACN 003 485 952	Sale	18.69	6 Ordinary shares	6
Wednesday, 23 November 2016	CBA Markets Limited ACN 003	Sale	12,164.08	3,905 Ordinary shares	3,905

	485 952				
Wednesday, 23 November 2016	CBA Markets Limited ACN 003 485 952	Sale	23,408.97	7,527 Ordinary shares	7,527
Wednesday, 23 November 2016	CBA Markets Limited ACN 003 485 952	Sale	1,004.53	323 Ordinary shares	323
Wednesday, 23 November 2016	CBA Markets Limited ACN 003 485 952	Sale	1,104.05	355 Ordinary shares	355
Wednesday, 23 November 2016	CBA Markets Limited ACN 003 485 952	Sale	301.67	97 Ordinary shares	97
Wednesday, 23 November 2016	CBA Markets Limited ACN 003 485 952	Sale	9.33	3 Ordinary shares	3
Wednesday, 23 November 2016	CBA Markets Limited ACN 003 485 952	Sale	77.75	25 Ordinary shares	25
Wednesday, 23 November 2016	CBA Markets Limited ACN 003 485 952	Sale	9.33	3 Ordinary shares	3
Wednesday, 23 November 2016	CBA Markets Limited ACN 003 485 952	Sale	394.97	127 Ordinary shares	127
Wednesday, 23 November 2016	CBA Markets Limited ACN 003 485 952	Sale	9.33	3 Ordinary shares	3
Wednesday, 23 November 2016	CBA Markets Limited ACN 003 485 952	Sale	3,868.84	1,244 Ordinary shares	1,244
Wednesday, 23 November 2016	CBA Markets Limited ACN 003 485 952	Sale	34,348.00	11,080 Ordinary shares	11,080
Tuesday, 22 November 2016	CBA Markets Limited ACN 003 485 952	Purchase	5,000.30	1,613 Ordinary shares	1,613
Thursday, 24 November 2016	CBA Markets Limited ACN 003 485 952	Sale	527.00	170 Ordinary shares	170
Thursday, 24 November 2016	CBA Markets Limited ACN 003	Sale	657.20	212 Ordinary shares	212

	485 952				
Thursday, 24 November 2016	CBA Markets Limited ACN 003 485 952	Sale	8,990.00	2,900 Ordinary shares	2,900
Thursday, 24 November 2016	CBA Markets Limited ACN 003 485 952	Sale	1,993.30	643 Ordinary shares	643
Thursday, 24 November 2016	CBA Markets Limited ACN 003 485 952	Sale	12,206.75	3,925 Ordinary shares	3,925
Thursday, 24 November 2016	CBA Markets Limited ACN 003 485 952	Sale	24,414.00	7,800 Ordinary shares	7,800
Thursday, 24 November 2016	CBA Markets Limited ACN 003 485 952	Sale	12,442.25	3,925 Ordinary shares	3,925
Tuesday, 22 November 2016	CBA Markets Limited ACN 003 485 952	Purchase	24,069.81	7,593 Ordinary shares	7,593
Friday, 25 November 2016	CBA Markets Limited ACN 003 485 952	Sale	4,382.92	1,387 Ordinary shares	1,387
Friday, 25 November 2016	CBA Markets Limited ACN 003 485 952	Sale	597.24	189 Ordinary shares	189
Friday, 25 November 2016	CBA Markets Limited ACN 003 485 952	Sale	3.16	1 Ordinary shares	1
Wednesday, 23 November 2016	CBA Markets Limited ACN 003 485 952	Purchase	1,585.00	500 Ordinary shares	500
Friday, 25 November 2016	CBA Markets Limited ACN 003 485 952	Sale	19,557.00	6,150 Ordinary shares	6,150
Friday, 25 November 2016	CBA Markets Limited ACN 003 485 952	Sale	2,635.41	821 Ordinary shares	821
Friday, 25 November 2016	CBA Markets Limited ACN 003 485 952	Sale	6,041.22	1,882 Ordinary shares	1,882
Friday, 25 November 2016	CBA Markets Limited ACN 003	Sale	4,481.16	1,396 Ordinary shares	1,396

	485 952				
Friday, 25 November 2016	CBA Markets Limited ACN 003 485 952	Sale	5,973.81	1,861 Ordinary shares	1,861
Friday, 25 November 2016	CBA Markets Limited ACN 003 485 952	Sale	10,202.76	3,149 Ordinary shares	3,149
Friday, 25 November 2016	CBA Markets Limited ACN 003 485 952	Sale	22.68	7 Ordinary shares	7
Friday, 25 November 2016	CBA Markets Limited ACN 003 485 952	Sale	68,961.75	21,219 Ordinary shares	21,219
Monday, 28 November 2016	CBA Markets Limited ACN 003 485 952	Sale	10,061.79	3,077 Ordinary shares	3,077
Thursday, 24 November 2016	CBA Markets Limited ACN 003 485 952	Purchase	12,544.00	3,920 Ordinary shares	3,920
Thursday, 24 November 2016	CBA Markets Limited ACN 003 485 952	Purchase	23,102.37	7,197 Ordinary shares	7,197
Monday, 28 November 2016	CBA Markets Limited ACN 003 485 952	Purchase	7,016.38	2,179 Ordinary shares	2,179
Monday, 28 November 2016	CBA Markets Limited ACN 003 485 952	Purchase	660.10	205 Ordinary shares	205
Monday, 28 November 2016	CBA Markets Limited ACN 003 485 952	Purchase	12.88	4 Ordinary shares	4
Monday, 28 November 2016	CBA Markets Limited ACN 003 485 952	Purchase	1,371.72	426 Ordinary shares	426
Monday, 28 November 2016	CBA Markets Limited ACN 003 485 952	Purchase	940.24	292 Ordinary shares	292
Wednesday, 30 November 2016	CBA Markets Limited ACN 003 485 952	Sale	7,448.65	2,335 Ordinary shares	2,335
Wednesday, 30 November 2016	CBA Markets Limited ACN 003	Sale	17,522.67	5,493 Ordinary shares	5,493

	485 952				
Wednesday, 30 November 2016	CBA Markets Limited ACN 003 485 952	Sale	26,307.93	8,247 Ordinary shares	8,247
Thursday, 1 December 2016	CBA Markets Limited ACN 003 485 952	Sale	147.20	46 Ordinary shares	46
Thursday, 1 December 2016	CBA Markets Limited ACN 003 485 952	Sale	6,265.60	1,958 Ordinary shares	1,958
Thursday, 1 December 2016	CBA Markets Limited ACN 003 485 952	Sale	3,619.20	1,131 Ordinary shares	1,131
Tuesday, 29 November 2016	CBA Markets Limited ACN 003 485 952	Purchase	61,062.36	19,202 Ordinary shares	19,202
Tuesday, 29 November 2016	CBA Markets Limited ACN 003 485 952	Purchase	40,001.22	12,579 Ordinary shares	12,579
Wednesday, 30 November 2016	CBA Markets Limited ACN 003 485 952	Purchase	2,626.68	826 Ordinary shares	826
Wednesday, 30 November 2016	CBA Markets Limited ACN 003 485 952	Purchase	7,374.42	2,319 Ordinary shares	2,319
Friday, 2 December 2016	CBA Markets Limited ACN 003 485 952	Sale	11,010.30	3,430 Ordinary shares	3,430
Friday, 2 December 2016	CBA Markets Limited ACN 003 485 952	Sale	1,572.90	490 Ordinary shares	490
Friday, 2 December 2016	CBA Markets Limited ACN 003 485 952	Sale	12,622.40	3,920 Ordinary shares	3,920
Friday, 2 December 2016	CBA Markets Limited ACN 003 485 952	Sale	12,779.20	3,920 Ordinary shares	3,920
Friday, 2 December 2016	CBA Markets Limited ACN 003 485 952	Sale	12,779.20	3,920 Ordinary shares	3,920
Friday, 2 December 2016	CBA Markets Limited ACN 003	Sale	662.80	203 Ordinary shares	203

	485 952				
Friday, 2 December 2016	CBA Markets Limited ACN 003 485 952	Sale	6.53	2 Ordinary shares	2
Friday, 2 December 2016	CBA Markets Limited ACN 003 485 952	Sale	21,630.63	6,625 Ordinary shares	6,625
Friday, 2 December 2016	CBA Markets Limited ACN 003 485 952	Sale	291.03	89 Ordinary shares	89
Friday, 2 December 2016	CBA Markets Limited ACN 003 485 952	Sale	735.75	225 Ordinary shares	225
Friday, 2 December 2016	CBA Markets Limited ACN 003 485 952	Sale	4,852.68	1,484 Ordinary shares	1,484
Friday, 2 December 2016	CBA Markets Limited ACN 003 485 952	Sale	578.79	177 Ordinary shares	177
Friday, 2 December 2016	CBA Markets Limited ACN 003 485 952	Sale	11,716.41	3,583 Ordinary shares	3,583
Friday, 2 December 2016	CBA Markets Limited ACN 003 485 952	Sale	8,715.30	2,641 Ordinary shares	2,641
Friday, 2 December 2016	CBA Markets Limited ACN 003 485 952	Sale	64,683.30	19,601 Ordinary shares	19,601
Friday, 2 December 2016	CBA Markets Limited ACN 003 485 952	Sale	30,759.30	9,321 Ordinary shares	9,321
Friday, 2 December 2016	CBA Markets Limited ACN 003 485 952	Sale	478.50	145 Ordinary shares	145
Friday, 2 December 2016	CBA Markets Limited ACN 003 485 952	Sale	141.90	43 Ordinary shares	43
Friday, 2 December 2016	CBA Markets Limited ACN 003 485 952	Sale	49,107.30	14,881 Ordinary shares	14,881
Thursday, 1 December 2016	CBA Markets Limited ACN 003	Purchase	8,684.58	2,731 Ordinary shares	2,731

	485 952				
Thursday, 1 December 2016	CBA Markets Limited ACN 003 485 952	Purchase	111.30	35 Ordinary shares	35
Thursday, 1 December 2016	CBA Markets Limited ACN 003 485 952	Purchase	839.52	264 Ordinary shares	264
Thursday, 1 December 2016	CBA Markets Limited ACN 003 485 952	Purchase	16,421.70	5,092 Ordinary shares	5,092
Monday, 5 December 2016	CBA Markets Limited ACN 003 485 952	Sale	6,365.94	1,977 Ordinary shares	1,977
Thursday, 1 December 2016	CBA Markets Limited ACN 003 485 952	Purchase	25,244.80	7,840 Ordinary shares	7,840
Monday, 5 December 2016	CBA Markets Limited ACN 003 485 952	Sale	40,456.08	12,564 Ordinary shares	12,564
Friday, 2 December 2016	CBA Markets Limited ACN 003 485 952	Purchase	1,491.20	466 Ordinary shares	466
Friday, 2 December 2016	CBA Markets Limited ACN 003 485 952	Purchase	1,027.20	321 Ordinary shares	321
Friday, 2 December 2016	CBA Markets Limited ACN 003 485 952	Purchase	7,420.80	2,319 Ordinary shares	2,319
Tuesday, 6 December 2016	CBA Markets Limited ACN 003 485 952	Sale	12,802.05	3,915 Ordinary shares	3,915
Tuesday, 6 December 2016	CBA Markets Limited ACN 003 485 952	Sale	12,762.90	3,915 Ordinary shares	3,915
Tuesday, 6 December 2016	CBA Markets Limited ACN 003 485 952	Sale	375.48	115 Ordinary shares	115
Tuesday, 6 December 2016	CBA Markets Limited ACN 003 485 952	Sale	2,510.79	769 Ordinary shares	769
Tuesday, 6 December 2016	CBA Markets Limited ACN 003	Sale	1,671.68	512 Ordinary shares	512

	485 952				
Tuesday, 6 December 2016	CBA Markets Limited ACN 003 485 952	Sale	25,581.28	7,835 Ordinary shares	7,835
Tuesday, 6 December 2016	CBA Markets Limited ACN 003 485 952	Sale	31,912.14	9,789 Ordinary shares	9,789
Friday, 2 December 2016	CBA Markets Limited ACN 003 485 952	Purchase	33,154.20	10,170 Ordinary shares	10,170
Monday, 5 December 2016	CBA Markets Limited ACN 003 485 952	Purchase	9,906.41	3,067 Ordinary shares	3,067
Wednesday, 7 December 2016	CBA Markets Limited ACN 003 485 952	Sale	102.88	32 Ordinary shares	32
Wednesday, 7 December 2016	CBA Markets Limited ACN 003 485 952	Sale	758.74	236 Ordinary shares	236
Wednesday, 7 December 2016	CBA Markets Limited ACN 003 485 952	Sale	1,806.83	562 Ordinary shares	562
Wednesday, 7 December 2016	CBA Markets Limited ACN 003 485 952	Sale	16,075.00	5,000 Ordinary shares	5,000
Wednesday, 7 December 2016	CBA Markets Limited ACN 003 485 952	Sale	620.50	193 Ordinary shares	193
Wednesday, 7 December 2016	CBA Markets Limited ACN 003 485 952	Sale	18,987.15	5,915 Ordinary shares	5,915
Wednesday, 7 December 2016	CBA Markets Limited ACN 003 485 952	Sale	5,926.72	1,855 Ordinary shares	1,855
Wednesday, 7 December 2016	CBA Markets Limited ACN 003 485 952	Sale	12,508.42	3,915 Ordinary shares	3,915
Wednesday, 7 December 2016	CBA Markets Limited ACN 003 485 952	Sale	18,773.15	5,885 Ordinary shares	5,885
Wednesday, 7 December 2016	CBA Markets Limited ACN 003	Sale	1,782.81	558 Ordinary shares	558

	485 952				
Wednesday, 7 December 2016	CBA Markets Limited ACN 003 485 952	Sale	6,060.92	1,897 Ordinary shares	1,897
Wednesday, 7 December 2016	CBA Markets Limited ACN 003 485 952	Sale	4,699.84	1,471 Ordinary shares	1,471
Wednesday, 7 December 2016	CBA Markets Limited ACN 003 485 952	Sale	1,747.67	547 Ordinary shares	547
Wednesday, 7 December 2016	CBA Markets Limited ACN 003 485 952	Sale	3,843.58	1,203 Ordinary shares	1,203
Wednesday, 7 December 2016	CBA Markets Limited ACN 003 485 952	Sale	1,271.61	398 Ordinary shares	398
Wednesday, 7 December 2016	CBA Markets Limited ACN 003 485 952	Sale	3,172.63	993 Ordinary shares	993
Wednesday, 7 December 2016	CBA Markets Limited ACN 003 485 952	Sale	22,365.00	7,000 Ordinary shares	7,000
Wednesday, 7 December 2016	CBA Markets Limited ACN 003 485 952	Sale	25,392.30	7,985 Ordinary shares	7,985
Wednesday, 7 December 2016	CBA Markets Limited ACN 003 485 952	Sale	337.08	106 Ordinary shares	106
Wednesday, 7 December 2016	CBA Markets Limited ACN 003 485 952	Sale	1,090.74	343 Ordinary shares	343
Wednesday, 7 December 2016	CBA Markets Limited ACN 003 485 952	Sale	15.90	5 Ordinary shares	5
Wednesday, 7 December 2016	CBA Markets Limited ACN 003 485 952	Sale	174.90	55 Ordinary shares	55
Wednesday, 7 December 2016	CBA Markets Limited ACN 003 485 952	Sale	15.90	5 Ordinary shares	5
Wednesday, 7 December 2016	CBA Markets Limited ACN 003	Sale	9.54	3 Ordinary shares	3

	485 952				
Wednesday, 7 December 2016	CBA Markets Limited ACN 003 485 952	Sale	3.18	1 Ordinary shares	1
Wednesday, 7 December 2016	CBA Markets Limited ACN 003 485 952	Sale	47.70	15 Ordinary shares	15
Wednesday, 7 December 2016	CBA Markets Limited ACN 003 485 952	Sale	117.66	37 Ordinary shares	37
Wednesday, 7 December 2016	CBA Markets Limited ACN 003 485 952	Sale	6.36	2 Ordinary shares	2
Wednesday, 7 December 2016	CBA Markets Limited ACN 003 485 952	Sale	69.96	22 Ordinary shares	22
Wednesday, 7 December 2016	CBA Markets Limited ACN 003 485 952	Sale	34.98	11 Ordinary shares	11
Wednesday, 7 December 2016	CBA Markets Limited ACN 003 485 952	Sale	19.08	6 Ordinary shares	6
Wednesday, 7 December 2016	CBA Markets Limited ACN 003 485 952	Sale	3.18	1 Ordinary shares	1
Wednesday, 7 December 2016	CBA Markets Limited ACN 003 485 952	Sale	69.96	22 Ordinary shares	22
Wednesday, 7 December 2016	CBA Markets Limited ACN 003 485 952	Sale	6.36	2 Ordinary shares	2
Wednesday, 7 December 2016	CBA Markets Limited ACN 003 485 952	Sale	95.40	30 Ordinary shares	30
Wednesday, 7 December 2016	CBA Markets Limited ACN 003 485 952	Sale	6.36	2 Ordinary shares	2
Wednesday, 7 December 2016	CBA Markets Limited ACN 003 485 952	Sale	22,791.06	7,167 Ordinary shares	7,167
Wednesday, 7 December 2016	CBA Markets Limited ACN 003	Sale	12,449.70	3,915 Ordinary shares	3,915

	485 952				
Wednesday, 7 December 2016	CBA Markets Limited ACN 003 485 952	Sale	6,391.80	2,010 Ordinary shares	2,010
Wednesday, 7 December 2016	CBA Markets Limited ACN 003 485 952	Sale	12,449.70	3,915 Ordinary shares	3,915
Wednesday, 7 December 2016	CBA Markets Limited ACN 003 485 952	Sale	16,965.84	5,352 Ordinary shares	5,352
Thursday, 8 December 2016	CBA Markets Limited ACN 003 485 952	Sale	10,159.10	3,155 Ordinary shares	3,155
Thursday, 8 December 2016	CBA Markets Limited ACN 003 485 952	Sale	9,457.32	2,974 Ordinary shares	2,974
Thursday, 8 December 2016	CBA Markets Limited ACN 003 485 952	Sale	1,590.00	500 Ordinary shares	500
Thursday, 8 December 2016	CBA Markets Limited ACN 003 485 952	Sale	1,402.38	441 Ordinary shares	441
Thursday, 8 December 2016	CBA Markets Limited ACN 003 485 952	Sale	6,312.30	1,985 Ordinary shares	1,985
Thursday, 8 December 2016	CBA Markets Limited ACN 003 485 952	Sale	5,994.30	1,885 Ordinary shares	1,885
Thursday, 8 December 2016	CBA Markets Limited ACN 003 485 952	Sale	10,904.37	3,397 Ordinary shares	3,397
Thursday, 8 December 2016	CBA Markets Limited ACN 003 485 952	Sale	14,069.43	4,383 Ordinary shares	4,383
Thursday, 8 December 2016	CBA Markets Limited ACN 003 485 952	Sale	12,528.00	3,915 Ordinary shares	3,915
Thursday, 8 December 2016	CBA Markets Limited ACN 003 485 952	Sale	14,666.83	4,562 Ordinary shares	4,562
Thursday, 8 December 2016	CBA Markets Limited ACN 003	Sale	4,526.72	1,408 Ordinary shares	1,408

	485 952				
Thursday, 8 December 2016	CBA Markets Limited ACN 003 485 952	Sale	1,566.48	488 Ordinary shares	488
Thursday, 8 December 2016	CBA Markets Limited ACN 003 485 952	Sale	43,925.64	13,684 Ordinary shares	13,684
Wednesday, 7 December 2016	CBA Markets Limited ACN 003 485 952	Purchase	317.79	99 Ordinary shares	99
Wednesday, 7 December 2016	CBA Markets Limited ACN 003 485 952	Purchase	2,141.07	667 Ordinary shares	667
Wednesday, 7 December 2016	CBA Markets Limited ACN 003 485 952	Purchase	815.34	254 Ordinary shares	254
Wednesday, 7 December 2016	CBA Markets Limited ACN 003 485 952	Purchase	12.84	4 Ordinary shares	4
Wednesday, 7 December 2016	CBA Markets Limited ACN 003 485 952	Purchase	391.62	122 Ordinary shares	122
Wednesday, 7 December 2016	CBA Markets Limited ACN 003 485 952	Purchase	1,264.74	394 Ordinary shares	394
Wednesday, 7 December 2016	CBA Markets Limited ACN 003 485 952	Purchase	118.77	37 Ordinary shares	37
Wednesday, 7 December 2016	CBA Markets Limited ACN 003 485 952	Purchase	783.24	244 Ordinary shares	244
Wednesday, 7 December 2016	CBA Markets Limited ACN 003 485 952	Purchase	4,153.74	1,294 Ordinary shares	1,294
Wednesday, 7 December 2016	CBA Markets Limited ACN 003 485 952	Purchase	12,841.20	3,915 Ordinary shares	3,915
Friday, 9 December 2016	CBA Markets Limited ACN 003 485 952	Sale	2,807.68	856 Ordinary shares	856
Friday, 9 December 2016	CBA Markets Limited ACN 003	Sale	3,014.32	919 Ordinary shares	919


	485 952				
Friday, 9 December 2016	CBA Markets Limited ACN 003 485 952	Sale	4,847.84	1,478 Ordinary shares	1,478
Friday, 9 December 2016	CBA Markets Limited ACN 003 485 952	Sale	2,171.36	662 Ordinary shares	662
Wednesday, 7 December 2016	CBA Markets Limited ACN 003 485 952	Purchase	12,092.46	3,698 Ordinary shares	3,698
Wednesday, 7 December 2016	CBA Markets Limited ACN 003 485 952	Purchase	15,741.78	4,814 Ordinary shares	4,814
Wednesday, 7 December 2016	CBA Markets Limited ACN 003 485 952	Purchase	39,939.78	12,214 Ordinary shares	12,214
Monday, 12 December 2016	CBA Markets Limited ACN 003 485 952	Sale	6,641.70	1,965 Ordinary shares	1,965
Monday, 12 December 2016	CBA Markets Limited ACN 003 485 952	Sale	7,636.56	2,256 Ordinary shares	2,256
Monday, 12 December 2016	CBA Markets Limited ACN 003 485 952	Sale	4,755.66	1,407 Ordinary shares	1,407
Monday, 12 December 2016	CBA Markets Limited ACN 003 485 952	Sale	5,904.86	1,747 Ordinary shares	1,747
Monday, 12 December 2016	CBA Markets Limited ACN 003 485 952	Sale	9,602.58	2,841 Ordinary shares	2,841
Monday, 12 December 2016	CBA Markets Limited ACN 003 485 952	Sale	6,490.13	1,923 Ordinary shares	1,923
Monday, 12 December 2016	CBA Markets Limited ACN 003 485 952	Sale	13,232.70	3,915 Ordinary shares	3,915
Tuesday, 13 December 2016	CBA Markets Limited ACN 003 485 952	Sale	8,624.16	2,544 Ordinary shares	2,544
Tuesday, 13 December 2016	CBA Markets Limited ACN 003	Sale	1,406.85	415 Ordinary shares	415

	485 952				
Tuesday, 13 December 2016	CBA Markets Limited ACN 003 485 952	Sale	47,961.69	13,983 Ordinary shares	13,983
Tuesday, 13 December 2016	CBA Markets Limited ACN 003 485 952	Sale	1,769.88	516 Ordinary shares	516
Tuesday, 13 December 2016	CBA Markets Limited ACN 003 485 952	Sale	10,588.41	3,087 Ordinary shares	3,087
Wednesday, 14 December 2016	CBA Markets Limited ACN 003 485 952	Sale	85.75	25 Ordinary shares	25
Wednesday, 14 December 2016	CBA Markets Limited ACN 003 485 952	Sale	1,029.00	300 Ordinary shares	300
Wednesday, 14 December 2016	CBA Markets Limited ACN 003 485 952	Sale	6,860.00	2,000 Ordinary shares	2,000
Wednesday, 14 December 2016	CBA Markets Limited ACN 003 485 952	Sale	2,023.70	590 Ordinary shares	590
Monday, 12 December 2016	CBA Markets Limited ACN 003 485 952	Purchase	2,592.92	781 Ordinary shares	781
Monday, 12 December 2016	CBA Markets Limited ACN 003 485 952	Purchase	1,723.08	519 Ordinary shares	519
Monday, 12 December 2016	CBA Markets Limited ACN 003 485 952	Purchase	47,336.56	14,258 Ordinary shares	14,258
Monday, 12 December 2016	CBA Markets Limited ACN 003 485 952	Purchase	20,155.72	6,071 Ordinary shares	6,071
Monday, 12 December 2016	CBA Markets Limited ACN 003 485 952	Purchase	10,783.36	3,248 Ordinary shares	3,248
Tuesday, 13 December 2016	CBA Markets Limited ACN 003 485 952	Purchase	5,754.21	1,749 Ordinary shares	1,749
Tuesday, 13 December 2016	CBA Markets Limited ACN 003	Purchase	4,155.27	1,263 Ordinary shares	1,263

	485 952				
Thursday, 15 December 2016	CBA Markets Limited ACN 003 485 952	Sale	2,043.75	625 Ordinary shares	625
Wednesday, 14 December 2016	CBA Markets Limited ACN 003 485 952	Purchase	3,747.25	1,153 Ordinary shares	1,153
Wednesday, 14 December 2016	CBA Markets Limited ACN 003 485 952	Purchase	1,043.25	321 Ordinary shares	321
Wednesday, 14 December 2016	CBA Markets Limited ACN 003 485 952	Purchase	5,148.00	1,584 Ordinary shares	1,584
Friday, 16 December 2016	CBA Markets Limited ACN 003 485 952	Sale	6,434.16	1,938 Ordinary shares	1,938
Friday, 16 December 2016	CBA Markets Limited ACN 003 485 952	Sale	36,437.00	10,975 Ordinary shares	10,975
Friday, 16 December 2016	CBA Markets Limited ACN 003 485 952	Sale	15,102.68	4,549 Ordinary shares	4,549
Friday, 16 December 2016	CBA Markets Limited ACN 003 485 952	Sale	28,704.72	8,646 Ordinary shares	8,646
Monday, 19 December 2016	CBA Markets Limited ACN 003 485 952	Sale	1,292,052.10	396,335 Ordinary shares	396,335
Friday, 16 December 2016	CBA Markets Limited ACN 003 485 952	Purchase	5,745.60	1,710 Ordinary shares	1,710

Annexure C

This is annexure C referred to in Form 605, Notice of ceasing to be a substantial holder dated **21/12/2016**



Carla Collingwood Company Secretary Dated the 28 December 2016

Commonwealth Bank of Australia will, if requested by the company or responsible entity to whom this form must be given or by the Australian Securities and Investments Commission (ASIC), give a copy of one or more of the following agreements to the company, responsible entity or ASIC (as appropriate).

Barclays Capital Securities Ltd

Type of agreement:	Global Master Securities Lending Agreement
Parties to agreement:	(1) Commonwealth Bank of Australia and (2) Barclays Capital Securities Ltd
Can the parties exercise voting rights attaching to the securities?	No
If yes, in what circumstances?	N/A
Date on which the securities were (or are) expected to be delivered to the borrower or its nominee (ie borrow date):	The dates indicated in Annexure B on which securities were borrowed.
Scheduled date (if any) when the securities are expected to be returned to the borrower or its nominee (ie return date):	Any particular day.
Does the borrower have the right to return the securities early? [Yes/No]	Yes
If yes, in which circumstances?	At any time subject to giving notice.
Does the lender have the right to recall the securities early (ie before the scheduled return date)? [Yes/No]	Yes
If yes, in which circumstances?	At any time subject to giving notice.
Are there circumstances in which the borrower will not be required to return the securities on settlement? [Yes/No]	No
If yes, in which circumstances?	N/A

Citigroup Global Markets Australia Pty Ltd

Type of agreement:	Australian Master Securities Lending Agreement
Parties to agreement:	(1) Commonwealth Bank of Australia and (2) Citigroup Global Markets Australia Pty Ltd
Can the parties exercise voting rights attaching to the securities?	Yes
If yes, in what circumstances?	In limited circumstances where a number of conditions are met and voting is administratively possible, CBA may be required to exercise voting rights as instructed by the lender.
Date on which the securities were (or are) expected to be delivered to the borrower or its nominee (ie borrow date):	The dates indicated in Annexure B on which securities were borrowed.
Scheduled date (if any) when the securities are expected to be returned to the borrower or its nominee (ie return date):	Any particular day.
Does the borrower have the right to return the securities early? [Yes/No]	Yes
If yes, in which circumstances?	At any time subject to giving notice.
Does the lender have the right to recall the securities early (ie before the scheduled return date)? [Yes/No]	Yes
If yes, in which circumstances?	At any time subject to giving notice.
Are there circumstances in which the borrower will not be required to return the securities on settlement? [Yes/No]	No
If yes, in which circumstances?	N/A