

**FORM 603**

Corporations Act 2001

Section 671B

**Notice of initial substantial holder****To: Company Name/Scheme: QANTAS AIRWAYS LIMITED**ACN/ARSN: **009 661 901****1. Details of substantial holder**

Name: Commonwealth Bank of Australia ACN 123 123 124 (CBA) and its related bodies corporate listed in annexure A

The holder became a substantial holder on: **16/01/2017****2. Details of voting power**

The total number of votes attached to all the voting shares in the company or voting interests in the scheme that the substantial holder or an associate had a relevant interest in on the date the substantial holder became a substantial holder are as follows.

Class of securities	Number of securities	Person's votes	Voting power (%)
Fully Paid ordinary shares	76,299,869	76,299,869	4.16

For the Securities (if any) listed below see NOTE 1 at the end of this form

Class of securities	Number of securities	Person's votes	Voting power (%)
Fully Paid ordinary shares	15,739,322	15,739,322	0.85

Class of securities	Number of securities	Person's votes	Voting power (%)
GRAND TOTAL Fully paid ordinary shares	92,039,191	92,039,191	5.02

### 3. Details of relevant interests

The nature of the relevant interest the substantial holder or an associate had in the following voting securities on the date the substantial holder became a substantial holder are as follows:

Holder of relevant interest	Nature of relevant interest	Class and number of securities
CBA Markets Limited ACN 003 485 952	<p>Relevant interest under paragraph 608(1)(b) and/or 608(1)(c) of the Corporations Act 2001 (Cth), being a relevant interest arising as a result of having the power to control the exercise of the right to vote attached to securities and/or to control the exercise of the power to dispose of securities in a proprietary capacity (including as a result of underwriting activities). In addition, if any OTC derivatives, warrants or other securities (other than ordinary shares or ordinary units (as applicable)) are referred to below in this row, the relevant interest in respect of those securities arises under subsection 608(8) being an accelerated relevant interest held in the same capacity.</p> <p>Nature of relevant interest derived from; ordinary shares 2,000</p>	<p>2,000 Fully paid ordinary shares  (including 2,000 borrowed from Macquarie Bank Limited, see Annexure C)</p>
Avanteos Investments Limited ACN 096 259 979	<p>Relevant interest under paragraph 608(1)(a), 608(1)(b) and 608(1)(c) of the Corporations Act 2001 (Cth), being a relevant interest arising as a result of being the registered holder of the relevant securities in its capacity as a superannuation trustee. In addition, if any OTC derivatives, warrants or other securities (other than ordinary shares or ordinary units (as applicable)) are referred to below in this row, the relevant interest in respect of those securities arises under subsection 608(8) being an accelerated relevant interest held in the same capacity.</p> <p>Nature of relevant interest derived from; ordinary shares 115,474</p>	<p>115,474 Fully paid ordinary shares</p>
Colonial First State Investments Limited (Note 1) ACN 002 348 352	<p>Relevant interest under paragraph 608(1)(b) and/or 608(1)(c) of the Corporations Act 2001 (Cth), being a relevant interest arising from having the residual power to control the exercise of the right to vote attached to securities and/or to control the exercise of the power to dispose of securities in its capacity as a responsible entity of a managed investment scheme (which managed investment scheme is not managed by either Colonial First State Investments Limited or a related body corporate). In addition, if any OTC derivatives, warrants or other securities (other than ordinary shares or ordinary units (as applicable)) are referred to below in this row, the relevant interest in respect of those securities arises under subsection 608(8) being a residual accelerated relevant interest held in the same capacity. Colonial First State Investments Limited has authorised the manager of each such managed investment scheme to exercise the powers referred to in paragraph 608(1)(b) and/or 608(1)(c) of the Corporations Act 2001 (Cth) in relation to those securities managed by the manager to the exclusion of</p>	<p>15,739,322 Fully paid ordinary shares</p>

	<p>Colonial First State Investments Limited except for provisions allowing Colonial First State Investments Limited to terminate the agreement with the manager or to exercise those powers where the agreement is terminated.</p> <p>Nature of relevant interest derived from; ordinary shares 15,739,322</p>	
<p>Commonwealth Bank Officers Superannuation Corporation Pty Limited ACN 074 519 798</p>	<p>Relevant interest under paragraph 608(1)(b) and/or 608(1)(c) of the Corporations Act 2001 (Cth), being a relevant interest arising from having the power to control the exercise of the right to vote attached to securities and/or to control the exercise of the power to dispose of securities in its capacity as trustee for the Officers' Superannuation Fund. In addition, if any OTC derivatives, warrants or other securities (other than ordinary shares or ordinary units (as applicable)) are referred to below in this row, the relevant interest in respect of those securities arises under subsection 608(8) being an accelerated relevant interest held in the same capacity.</p> <p>Nature of relevant interest derived from; ordinary shares 2,330,535</p>	<p>2,330,535 Fully paid ordinary shares</p>
<p>Realindex Investments Pty Limited ACN 133 312 017</p>	<p>Relevant interest under paragraph 608(1)(b) and/or 608(1)(c) of the Corporations Act 2001 (Cth), being a relevant interest arising from having the power to control the exercise of the right to vote attached to securities and/or to control the exercise of the power to dispose of securities in its capacity as investment manager, as provided for under its investment mandates. In addition, if any OTC derivatives, warrants or other securities (other than ordinary shares or ordinary units (as applicable)) are referred to below in this row, the relevant interest in respect of those securities arises under subsection 608(8) being an accelerated relevant interest held in the same capacity.</p> <p>Nature of relevant interest derived from; ordinary shares 11,690,331</p>	<p>11,690,331 Fully paid ordinary shares</p>
<p>Colonial First State Asset Management (Australia) Limited ACN 114 194 311</p>	<p>Relevant interest under paragraph 608(1)(b) and/or 608(1)(c) of the Corporations Act 2001 (Cth), being a relevant interest arising from having the power to control the exercise of the right to vote attached to securities and/or to control the exercise of the power to dispose of securities in its capacity as investment manager (as provided for under its investment mandates). In addition, if any OTC derivatives, warrants or other securities (other than ordinary shares or ordinary units (as applicable)) are referred to below in this row, the relevant interest in respect of those securities arises under subsection 608(8) being an accelerated relevant interest held in the same capacity.</p> <p>Nature of relevant interest derived from; ordinary shares 62,161,529</p>	<p>62,161,529 Fully paid ordinary shares</p>

<p>Colonial First State Investments Limited ACN 002 348 352</p>	<p>Relevant interest under paragraph 608(1)(b) and/or 608(1)(c) of the Corporations Act 2001 (Cth), being a relevant interest arising from having the power to control the exercise of the right to vote attached to securities and/or to control the exercise of the power to dispose of securities in its capacity as a responsible entity of a managed investment scheme (which managed investment scheme is managed by Colonial First Statement Investments Limited or a related body corporate). In addition, if any OTC derivatives, warrants or other securities (other than ordinary shares or ordinary units (as applicable)) are referred to below in this row, the relevant interest in respect of those securities arises under subsection 608(8) being an accelerated relevant interest held in the same capacity.</p> <p>Nature of relevant interest derived from; ordinary shares 86,975,326</p>	<p>86,975,326 Fully paid ordinary shares</p>
<p>ASB Group Investments Limited Company Number 533945</p>	<p>Relevant interest under paragraph 608(1)(b) and/or 608(1)(c) of the Corporations Act 2001 (Cth), being a relevant interest arising from having the power to control the exercise of the right to vote attached to securities and/or to control the exercise of the power to dispose of securities in its capacity as investment manager, as provided for under its investment mandates, as a life company holding statutory funds and as the responsible entity or manager of a managed investment scheme. In addition, if any OTC derivatives, warrants or other securities (other than ordinary shares or ordinary units (as applicable)) are referred to below in this row, the relevant interest in respect of those securities arises under subsection 608(8) being an accelerated relevant interest held in the same capacity.</p> <p>Nature of relevant interest derived from; ordinary shares 680,150</p>	<p>680,150 Fully paid ordinary shares</p>
<p>Colonial First State Investments Limited ACN 002 348 352</p>	<p>Relevant interest under paragraph 608(1)(b) and/or 608(1)(c) of the Corporations Act 2001 (Cth), being a relevant interest arising from having the power to control the exercise of the right to vote attached to securities and/or to control the exercise of the power to dispose of securities in its capacity as a responsible entity of a managed investment scheme (which managed investment scheme is managed by Colonial First Statement Investments Limited or a related body corporate). In addition, if any OTC derivatives, warrants or other securities (other than ordinary shares or ordinary units (as applicable)) are referred to below in this row, the relevant interest in respect of those securities arises under subsection 608(8) being an accelerated relevant interest held in the same capacity.</p> <p>Nature of relevant interest derived from; ordinary shares 532,954</p>	<p>532,954 Fully paid ordinary shares</p>
<p>Colonial First State Investments Limited (Note 1) ACN 002 348 352</p>	<p>Relevant interest under paragraph 608(1)(b) and/or 608(1)(c) of the Corporations Act 2001 (Cth), being a relevant interest arising from having the residual power</p>	<p>15,630,525 Fully paid ordinary shares</p>

	<p>to control the exercise of the right to vote attached to securities and/or to control the exercise of the power to dispose of securities in its capacity as a responsible entity of a managed investment scheme (which managed investment scheme is not managed by either Colonial First State Investments Limited or a related body corporate). In addition, if any OTC derivatives, warrants or other securities (other than ordinary shares or ordinary units (as applicable)) are referred to below in this row, the relevant interest in respect of those securities arises under subsection 608(8) being a residual accelerated relevant interest held in the same capacity. Colonial First State Investments Limited has authorised the manager of each such managed investment scheme to exercise the powers referred to in paragraph 608(1)(b) and/or 608(1)(c) of the Corporations Act 2001 (Cth) in relation to those securities managed by the manager to the exclusion of Colonial First State Investments Limited except for provisions allowing Colonial First State Investments Limited to terminate the agreement with the manager or to exercise those powers where the agreement is terminated.</p> <p>Nature of relevant interest derived from; ordinary shares 15,630,525</p>	
<p>The Colonial Mutual Life Assurance Society Limited ACN 004 021 809</p>	<p>Relevant interest under paragraph 608(1)(a), 608(1)(b) and/or 608(1)(c) of the Corporations Act 2001 (Cth), being a relevant interest arising from holding securities, having the power to control the exercise of the right to vote attached to securities and/or to control the exercise of the power to dispose of securities in a proprietary capacity as a life insurance company. Statutory fund holdings are held by external custodians and voted by the relevant investment manager, so CMLA's relevant interest is qualified accordingly. In addition, if any OTC derivatives, warrants or other securities (other than ordinary shares or ordinary units (as applicable)) are referred to below in this row, the relevant interest in respect of those securities arises under subsection 608(8) being an accelerated relevant interest held in the same capacity.</p> <p>Nature of relevant interest derived from; ordinary shares 696,033</p>	<p>696,033 Fully paid ordinary shares</p>
<p>Realindex Investments Pty Limited ACN 133 312 017</p>	<p>Relevant interest under paragraph 608(1)(b) and/or 608(1)(c) of the Corporations Act 2001 (Cth), being a relevant interest arising from having the power to control the exercise of the right to vote attached to securities and/or to control the exercise of the power to dispose of securities in its capacity as investment manager, as provided for under its investment mandates. In addition, if any OTC derivatives, warrants or other securities (other than ordinary shares or ordinary units (as applicable)) are referred to below in this row, the relevant interest in respect of those securities arises under subsection 608(8) being an accelerated relevant interest held in the same capacity.</p>	<p>11,266,174 Fully paid ordinary shares</p>

	Nature of relevant interest derived from; ordinary shares 11,266,174	
Colonial First State Asset Management (Australia) Limited ACN 114 194 311	<p>Relevant interest under paragraph 608(1)(b) and/or 608(1)(c) of the Corporations Act 2001 (Cth), being a relevant interest arising from having the power to control the exercise of the right to vote attached to securities and/or to control the exercise of the power to dispose of securities in its capacity as investment manager (as provided for under its investment mandates). In addition, if any OTC derivatives, warrants or other securities (other than ordinary shares or ordinary units (as applicable)) are referred to below in this row, the relevant interest in respect of those securities arises under subsection 608(8) being an accelerated relevant interest held in the same capacity.</p> <p>Nature of relevant interest derived from; ordinary shares 60,785,346</p>	<p>60,785,346 Fully paid ordinary shares</p>

#### 4. Details of present registered holders

The persons registered as holders of the securities referred to in paragraph 3 above are as follows

Holder of relevant interest	Registered holder of securities	Person entitled to be registered as holder	Class and number of securities
CBA Markets Limited ACN 003 485 952	Share Direct Nominees Pty Limited		2,000 Fully paid ordinary shares
Avanteos Investments Limited ACN 096 259 979	Avanteos Investments Limited		115,474 Fully paid ordinary shares
Colonial First State Investments Limited (Note 1) ACN 002 348 352	Citicorp Nominees Pty Limited (Australia)		11,911,072 Fully paid ordinary shares
Colonial First State Investments Limited (Note 1) ACN 002 348 352	Northern Trust Company		101,300 Fully paid ordinary shares
Colonial First State Investments Limited (Note 1) ACN 002 348 352	Goldman Sachs (Asia) L.L.C		180,041 Fully paid ordinary shares
Colonial First State Investments Limited (Note 1) ACN 002 348 352	UBS Nominees Pty Ltd		114,891 Fully paid ordinary shares
Colonial First State Investments Limited (Note 1) ACN 002 348 352	Citibank N A Hong Kong		3,432,018 Fully paid ordinary shares
Commonwealth Bank Officers Superannuation Corporation Pty Limited ACN 074 519 798	Citicorp Nominees Pty Limited (Australia)		2,330,535 Fully paid ordinary shares
Realindex Investments Pty Limited ACN 133 312 017	National Bank Nominees Pty Limited		874,747 Fully paid ordinary shares
Realindex Investments Pty Limited ACN 133 312 017	Citibank N A Hong Kong		10,815,584 Fully paid ordinary shares
Colonial First State Asset Management (Australia) Limited ACN 114 194 311	Citicorp Nominees Pty Limited (Australia)		21,590,249 Fully paid ordinary shares
Colonial First State Asset Management (Australia) Limited ACN 114 194 311	BNP Paribas Securities		409,210 Fully paid ordinary shares
Colonial First State Asset Management (Australia) Limited ACN 114 194 311	The Bank of New York Mellon Corp		227,592 Fully paid ordinary shares
Colonial First State Asset Management (Australia)	Citibank N A Hong Kong		39,934,478

Limited ACN 114 194 311			Fully paid ordinary shares
-------------------------	--	--	----------------------------



**5. Consideration**

The consideration paid for each relevant interest referred to in paragraph 3 above, and acquired in the four months prior to the day that the substantial holder became a substantial holder is as follows:

<b>Holder of relevant interest</b>	<b>Date of acquisition</b>	<b>Consideration-Cash</b>	<b>Consideration-Non-Cash</b>	<b>Class and number of securities</b>
See annexure B to this notice				

## 6. Associates

The reasons the persons named in paragraph 3 above are associates of the substantial holder are as follows:

Name and ACN/ARSN (if applicable)	Nature of association
First State Investments (Hong Kong) Ltd ACN 206616	An indirect wholly-owned subsidiary, and therefore related body corporate, of Commonwealth Bank of Australia
ASB Group Investments Limited Company Number 533945	An indirect wholly-owned subsidiary, and therefore related body corporate, of Commonwealth Bank of Australia
Commonwealth Bank Officers Superannuation Corporation Pty Limited ACN 074 519 798	A direct wholly-owned subsidiary, and therefore related body corporate, of Commonwealth Bank of Australia
Colonial First State Asset Management (Australia) Limited ACN 114 194 311	An indirect wholly-owned subsidiary, and therefore related body corporate, of Commonwealth Bank of Australia
Colonial First State Investments Limited ACN 002 348 352	An indirect wholly-owned subsidiary, and therefore related body corporate, of Commonwealth Bank of Australia
Avanteos Investments Limited ACN 096 259 979	An indirect wholly-owned subsidiary, and therefore related body corporate, of Commonwealth Bank of Australia
Realindex Investments Pty Limited ACN 133 312 017	An indirect wholly-owned subsidiary, and therefore related body corporate, of Commonwealth Bank of Australia
Sovereign Services Limited ACN 969417	An indirect wholly-owned subsidiary, and therefore related body corporate, of Commonwealth Bank of Australia
CBA Markets Limited ACN 003 485 952	An indirect wholly-owned subsidiary, and therefore related body corporate, of Commonwealth Bank of Australia
The Colonial Mutual Life Assurance Society Limited ACN 004 021 809	An indirect wholly-owned subsidiary, and therefore related body corporate, of Commonwealth Bank of Australia

## 7. Addresses

The addresses of persons named in this form are as follows:

Name	Address
First State Investments (Hong Kong) Ltd ACN 206616	25th Floor, One Exchange Square, Central, Hong Kong
ASB Group Investments Limited Company Number 533945	Level 2, ASB North Wharf, 12 Jellicoe Street, Auckland, 1010 , New Zealand
Commonwealth Bank Officers Superannuation Corporation Pty Limited ACN 074 519 798	Level 11 Tower 1, 201 Sussex St Sydney NSW 2001
Colonial First State Asset Management (Australia) Limited ACN 114 194 311	Ground Floor Tower 1, 201 Sussex Street, Sydney, NSW, 2000, Australia
Colonial First State Investments Limited ACN 002 348 352	Ground Floor Tower 1, 201 Sussex Street, Sydney, NSW, 2000, Australia
Avanteos Investments Limited ACN 096 259 979	Ground Floor Tower 1, 201 Sussex Street, Sydney, NSW, 2000, Australia
Realindex Investments Pty Limited ACN 133 312 017	Ground Floor Tower 1, 201 Sussex Street, Sydney, NSW, 2000, Australia
Sovereign Services Limited ACN 969417	Level 2, ASB North Wharf, 12 Jellicoe Street, Auckland, 1010 , New Zealand
CBA Markets Limited ACN 003 485 952	Ground Floor Tower 1, 201 Sussex Street, Sydney, NSW, 2000, Australia
The Colonial Mutual Life Assurance Society Limited ACN 004 021 809	Ground Floor Tower 1, 201 Sussex Street, Sydney, NSW, 2000, Australia

## 8. Signature

NOTE 1--(This note is relevant to section 2,3,4 and 5)

The relevant interests in these securities:

- a) are/were held by Colonial First State Investments Limited (CFS) as responsible entity of the specified registered managed investment schemes and relate(d) to holdings in connection with the Colonial First State First Choice product range. Decisions to buy/sell those securities and exercise voting rights in relation to those securities are made by managers to whom CFS has outsourced those functions. By instrument dated 29 October 2001 the Australian Securities and Investments Commission ("ASIC") has granted certain relief to CFS and its related bodies corporate for these holdings from the applicable provisions of Chapter 6 of the Corporations Act in relation to the acquisition of or increase in voting power of such securities (the Manager Relief). These managers are not associates of, other than by virtue of an agreement in accordance with the terms of the Manager Relief, the Commonwealth Bank of Australia group; or
- b) are/were held by or for the benefit of specified index funds where the funds have an objective of maintaining a portfolio tracking error less than 0.5% per annum. ASIC has granted certain relief to CFS and its related bodies corporate for these holdings from the applicable provisions of Chapter 6 of the Corporations Act in relation to the acquisition of or increase in voting power of such securities.




Dated the 17 day of January 2017

---

Carla Collingwood-Company Secretary

## Annexure A

This is annexure A referred to in Form 603, Notice of initial substantial holder dated 16/01/2017



Carla Collingwood

Company Secretary


Dated the 17 January 2017

## SCHEDULE

AEGIS CORRECTIONAL PARTNERSHIP PTY LTD  
AEGIS LIMITED  
AHL HOLDINGS PTY LIMITED  
ALTONA V6 PTY LIMITED  
ASB BANK LIMITED  
ASB CAPITAL LIMITED (NZX-ASBPA)  
ASB CAPITAL NO.2 LIMITED (NZX-ASBPB)  
ASB FINANCE LIMITED  
ASB FUNDING LIMITED  
ASB GROUP (LIFE) LIMITED  
ASB GROUP INVESTMENTS LIMITED  
ASB HOLDINGS LIMITED  
ASB MANAGEMENT SERVICES LIMITED  
ASB NOMINEES LIMITED  
ASB SECURITIES LIMITED  
ASKLEPIOS LIMITED  
ASPIRE SCHOOLS FINANCING (QLD) PTY LIMITED  
ASPIRE SCHOOLS HOLDINGS (QLD) PTY LIMITED  
AUSIEX NOMINEES PTY LIMITED  
AUSTRALIAN INVESTMENT EXCHANGE LIMITED  
AVANTEOS INVESTMENTS LIMITED  
AVANTEOS PTY LTD  
BANK OF HANGZHOU CO. LTD  
BANKWEST FOUNDATION LIMITED  
BDELTA VESSEL NO 1 PTY LTD  
BDELTA VESSEL NO 2 PTY LTD  
BDELTA VESSEL NO 3 PTY LTD  
BDELTA VESSEL NO 4 PTY LTD  
BOCOMMLIFE INSURANCE COMPANY LIMITED  
BOND INVESTMENTS NO 1 LIMITED  
BOND INVESTMENTS UK LIMITED  
BW FINANCIAL ADVICE LIMITED  
BW SECURITISATION MANAGEMENT PTY LTD  
BWA GROUP SERVICES PTY LTD  
BWA INTELLECTUAL PROPERTY HOLDINGS LIMITED  
CAPITAL 121 PTY LIMITED  
CARDS NZ LIMITED  
CBA (EUROPE) FINANCE LTD (IN LIQUIDATION)  
CBA A319 4624 PTY LIMITED  
CBA A319 4635 PTY LIMITED  
CBA A320 4077 PTY LTD  
CBA A320 4948 PTY LIMITED  
CBA A320 5156 PTY LIMITED  
CBA A320 5249 PTY LTD  
CBA A320 5289 PTY LTD  
CBA A320 5638 PTY LTD  
CBA A320 6749 PTY LIMITED  
CBA A320 AIRCRAFT NO1 PTY LTD  
CBA A330 1427 Pty Ltd  
CBA A330 1453 PTY LIMITED  
CBA AIR A320 2714 PTY LIMITED  
CBA AIR PTY LTD  
CBA ASSET FINANCE (NZ) LIMITED  
CBA ASSET HOLDINGS (NZ) LIMITED  
CBA B377 37091 PTY LTD  
CBA B738 39822 PTY LIMITED  
CBA B773 60333 PTY LIMITED  
CBA CAPITAL AUSTRALIA PTY LIMITED  
CBA CAPITAL HOLDINGS INC.  
CBA CAPITAL TRUST I  
CBA CAPITAL TRUST II  
CBA CORPORATE SERVICES (NSW) PTY LIMITED  
CBA CORPORATE SERVICES (VIC) PTY LIMITED  
CBA EUROPE LIMITED  
CBA FUNDING (NZ) LIMITED  
CBA FUNDING HOLDINGS PTY LTD  
CBA FUNDING TRUST I  
CBA INTERNATIONAL FINANCE PTY. LIMITED  
CBA INTERNATIONAL FINANCIAL SERVICES LIMITED (formerly known as COMMBANK MANAGEMENT CONSULTING (ASIA) COMPANY LIMITED)  
CBA INVESTMENTS (NO.4) LIMITED  
CBA MARKETS LIMITED  
CBA MTE RAIL COMPANY PTY LIMITED  
CBA NZ HOLDING LIMITED  
CBA RAIL & TRAM COMPANY PTY LIMITED  
CBA ROLLING STOCK COMPANY NO.1 PTY LIMITED  
CBA SA HOLDINGS PROPRIETARY LIMITED  
CBA SERVICES SINGAPORE PTE LTD  
CBA SPECIALISED FINANCING PTY LIMITED  
CBA STAFF COMMUNITY FUND LIMITED  
CBA USD FUNDING LIMITED  
CBA USD INVESTMENTS PTY LIMITED  
CBFC LEASING PTY. LIMITED  
CBFC LIMITED  
CFSPAI EUROPE CO LIMITED (formerly known as CFSPAI MALTA CO LIMITED)  
CFSPAI EUROPE HOLDCO LIMITED (formerly known as CFSPAI MALTA HOLDCO LIMITED)  
CHRISTMAS BREAK PTY LTD  
CHULLORA EQUITY INVESTMENT (NO 1) PTY

LIMITED  
CHULLORA EQUITY INVESTMENT (NO 2) PTY LIMITED  
CHULLORA EQUITY INVESTMENT (NO 3) PTY LIMITED  
CIPL ARARAT PTY LTD  
CIPL SA SCHOOLS PTY LTD  
CISL (NO.1) PTY LIMITED  
CM-SOMERTON PTY. LTD.  
CMG ASIA LIFE HOLDINGS LIMITED  
CMG ASIA PTY LTD  
COLLATERAL LEASING PTY LTD  
COLONIAL FIRST STATE ASSET MANAGEMENT (AUSTRALIA) LIMITED  
COLONIAL FIRST STATE GROUP LIMITED  
COLONIAL FIRST STATE INFRASTRUCTURE HOLDINGS LIMITED  
COLONIAL FIRST STATE INFRASTRUCTURE MANAGERS (AUSTRALIA) PTY LTD  
COLONIAL FIRST STATE INVESTMENTS LIMITED  
COLONIAL FIRST STATE MANAGED INFRASTRUCTURE LIMITED  
COLONIAL HOLDING COMPANY LIMITED  
COLONIAL MUTUAL SUPERANNUATION PTY. LTD.  
COLONIAL SERVICES PTY LIMITED  
COMMBANK EUROPE LIMITED  
COMMBANK MANAGEMENT CONSULTING (SHANGHAI) COMPANY LIMITED  
COMMFUNDATION PTY LIMITED  
COMMONWEALTH AUSTRALIA SECURITIES LLC  
COMMONWEALTH BANK OF AUSTRALIA  
COMMONWEALTH BANK OF AUSTRALIA (CHENG'AN) COUNTY BANK CO. LTD.  
COMMONWEALTH BANK OF AUSTRALIA (CIXIAN) COUNTY BANK CO. LTD  
COMMONWEALTH BANK OF AUSTRALIA (DENGFENG) COUNTY BANK CO. LTD  
COMMONWEALTH BANK OF AUSTRALIA (HANDANXIAN) COUNTY BANK CO. LTD.  
COMMONWEALTH BANK OF AUSTRALIA (JIYUAN) COUNTY BANK CO. LTD  
COMMONWEALTH BANK OF AUSTRALIA (LANKAO) COUNTY BANK CO. LTD  
COMMONWEALTH BANK OF AUSTRALIA (LUANCHENG) COUNTY BANK CO. LTD  
COMMONWEALTH BANK OF AUSTRALIA (MIANCHI) COUNTY BANK CO. LTD  
COMMONWEALTH BANK OF AUSTRALIA (SHEXIAN) COUNTY BANK CO. LTD  
COMMONWEALTH BANK OF AUSTRALIA (UK) STAFF BENEFITS SCHEME TRUSTEE COMPANY LIMITED  
COMMONWEALTH BANK OF AUSTRALIA (WEIXIAN) COUNTY BANK CO. LTD.  
COMMONWEALTH BANK OF AUSTRALIA (WENXIAN) COUNTY BANK CO. LTD  
COMMONWEALTH BANK OF AUSTRALIA (XINJI) COUNTY BANK CO. LTD  
COMMONWEALTH BANK OF AUSTRALIA (YICHUAN) COUNTY BANK CO. LTD  
COMMONWEALTH BANK OF AUSTRALIA (YONGCHENG) COUNTY BANK CO. LTD  
COMMONWEALTH BANK OF AUSTRALIA (YONGNIAN) COUNTY BANK CO. LTD  
COMMONWEALTH BANK OFFICERS  
SUPERANNUATION CORPORATION PTY LIMITED  
Commonwealth Custodial Services Pty Ltd  
COMMONWEALTH DEVELOPMENT BANK OF AUSTRALIA PTY LIMITED  
COMMONWEALTH FINANCIAL PLANNING LIMITED  
COMMONWEALTH INSURANCE HOLDINGS LIMITED  
COMMONWEALTH INSURANCE LIMITED  
COMMONWEALTH INVESTMENTS PTY LIMITED  
COMMONWEALTH PRIVATE LIMITED  
COMMONWEALTH SECURITIES LIMITED  
COMMWEALTH INTERNATIONAL HOLDINGS PTY LIMITED  
COMSEC NOMINEES PTY LIMITED  
CORE EQUITY SERVICES NOMINEES PTY LIMITED  
COUNT FINANCIAL LIMITED  
CRYSTAL AVENUE PTY LIMITED  
CTB AUSTRALIA LIMITED  
ELLAS CONTAINER SHIP COMPANY 1 PTY LIMITED  
ELLAS CONTAINER SHIP COMPANY 2 PTY LIMITED  
EMERALD HOLDING COMPANY PTY LIMITED  
EQUIGROUP HOLDINGS PTY LIMITED  
FINANCIAL WISDOM LIMITED  
FINCONNECT (AUSTRALIA) PTY LTD  
FIRST STATE CINDA FUND MANAGEMENT COMPANY LIMITED  
First State European Diversified Infrastructure Sarl  
First State Funds Plc  
First State Global Umbrella Fund Public Limited Company  
FIRST STATE INFRASTRUCTURE MANAGERS (INTERNATIONAL) LIMITED  
First State Investment Management (UK) Limited  
FIRST STATE INVESTMENT MANAGERS (ASIA) LIMITED  
First State Investment Services (UK) Limited  
FIRST STATE INVESTMENTS (HONG KONG) LIMITED  
FIRST STATE INVESTMENTS (JAPAN) LIMITED  
FIRST STATE INVESTMENTS (NZ) LIMITED  
FIRST STATE INVESTMENTS (SINGAPORE)  
First State Investments (UK Holdings) Limited  
First State Investments (UK) Limited  
FIRST STATE INVESTMENTS (US) LLC  
First State Investments Fund Management Sarl  
First State Investments GIP Management Sarl  
FIRST STATE INVESTMENTS HOLDINGS (SINGAPORE) LIMITED  
First State Investments ICVC  
First State Investments International Inc  
First State Investments International Limited  
FIRST STATE NOMINEES (HONG KONG) LIMITED  
FSIB LTD (formerly known as FIRST STATE INVESTMENTS (BERMUDA) LIMITED)  
FSIC Limited (formerly known as First State Investments (Cayman) Limited)  
GT USD FUNDING PTY LIMITED  
HAZELWOOD INVESTMENT COMPANY PTY

LIMITED  
 HOMEPAATH PTY LIMITED  
 INVERLOCH LEASING PTY LIMITED  
 INVESTMENT CUSTODIAL SERVICES LIMITED  
 INVESTORWEB.COM. PTY LIMITED  
 IWL BROKING SOLUTIONS PTY LIMITED  
 IWL PTY LIMITED  
 JACQUES MARTIN ADMINISTRATION AND  
 CONSULTING PTY LTD  
 JACQUES MARTIN PTY. LTD.  
 LOFT NO 1 PTY LIMITED  
 LOFT NO 2 PTY LIMITED  
 LOFT NO.3 PTY LIMITED  
 MIS FUNDING NO.1 PTY LIMITED  
 MORTGAGE HOLDING TRUST COMPANY LIMITED  
 MTE DEBT VEHICLE PTY LTD  
 MTE LESSOR 1 PTY LTD  
 MTE LESSOR 2 PTY LTD  
 MTE LESSOR 3 PTY LTD  
 MTE LESSOR 4 PTY LTD  
 MTE LESSOR 5 PTY LTD  
 MTE NOMINEE PARTNER PTY LTD  
 NETSHARE NOMINEES PTY LTD  
 NEWPORT LIMITED  
 NEWSHELF 1314 (PTY) LTD  
 NEWSHELF 1315 (PTY) LTD  
 NIMITZ NOMINEES PTY LIMITED  
 ORE & OVERBURDEN PTY LIMITED  
 PREFERRED CAPITAL PTY LIMITED  
 PREMIUM ALTERNATIVE INVESTMENTS PTY  
 LIMITED  
 PREMIUM CUSTODY SERVICES PTY LTD  
 PREMIUM PLANTATIONS PTY LIMITED  
 PREMIUM PLANTATIONS SERVICES PTY LTD  
 PT BANK COMMONWEALTH  
 PT COMMONWEALTH LIFE  
 PT FIRST STATE INVESTMENTS INDONESIA  
 QILU BANK CO. LTD.  
 REALINDEX INVESTMENTS PTY LIMITED  
 RELIANCE ACHIEVER PTY LIMITED  
 RESIDENTIAL MORTGAGE GROUP PTY LTD  
 ROCK & RUBBLE (DEBT VEHICLE) PTY LIMITED  
 ROCK & RUBBLE (EXISTING) PTY LIMITED  
 ROCK & RUBBLE (NEW) PTY LIMITED  
 SAF MINING NO.2 PTY LIMITED  
 SAF Mining No1 Pty Limited  
 SAFE NO1 PTY LTD  
 SAFE NO19 PTY LIMITED  
 SAFE NO2 PTY LTD  
 SAFE NO3 PTY LTD  
 SAFE NO4 PTY LIMITED  
 SAFE NO9 PTY LIMITED  
 SAFE USD HOLDINGS PTY LTD  
 SBN NOMINEES PTY. LIMITED  
 SECURITISATION ADVISORY SERVICES PTY.  
 LIMITED  
 SECURITISATION MANAGEMENT SERVICES  
 LIMITED  
 SECURITY HOLDING INVESTMENT ENTITY LINKING  
 DEALS LIMITED (Pending Deregistration 21/12/16)  
 SENBARY PTY LIMITED  
 SHARE DIRECT NOMINEES PTY LIMITED  
 SHARE INVESTMENTS PTY LIMITED  
 SI Holdings Limited  
 SIF RAILWAY NO.1 PTY LIMITED (IN LIQUIDATION)  
 SIF RAILWAY NO.2 PTY LIMITED (IN LIQUIDATION)  
 SOVEREIGN ASSURANCE COMPANY LIMITED  
 SOVEREIGN SERVICES LIMITED  
 SOVEREIGN SUPERANNUATION FUNDS LIMITED  
 SOVEREIGN SUPERANNUATION TRUSTEES  
 LIMITED  
 ST ANDREW'S AUSTRALIA PTY LTD  
 STATE NOMINEES LTD  
 T.W. CUSTODIANS LIMITED  
 TANKSTREAM RAIL (BY - 1) PTY LIMITED  
 TANKSTREAM RAIL (BY - 2) PTY LIMITED  
 TANKSTREAM RAIL (BY - 3) PTY LIMITED  
 TANKSTREAM RAIL (BY - 4) PTY LIMITED  
 TANKSTREAM RAIL (SW - 1) PTY LIMITED  
 TANKSTREAM RAIL (SW - 2) PTY LIMITED  
 TANKSTREAM RAIL (SW - 3) PTY LIMITED  
 TANKSTREAM RAIL (SW - 4) PTY LIMITED  
 TANKSTREAM RAIL (VICTORIA) PTY LIMITED  
 THE COLONIAL MUTUAL LIFE ASSURANCE  
 SOCIETY LIMITED  
 TOTAL KEEN INVESTMENT LIMITED  
 TYME CAPITAL PROPRIETARY LIMITED  
 TYME INFIELD PROPRIETARY LIMITED (formerly  
 know as EDGE FIELD MARKETING PROPRIETARY  
 LTD)  
 TYME INTELLECTUAL PROPERTIES PROPRIETARY  
 LIMITED  
 TYME INVESTMENTS PROPRIETARY LIMITED  
 TYME TECHNICAL SOLUTIONS PROPRIETARY  
 LIMITED  
 VATOSCAN PROPRIETARY LIMITED  
 VH-VZF PTY LTD  
 VH-VZG PTY LTD  
 VH-VZH PTY LTD  
 VIETNAM INTERNATIONAL BANK (VIETNAM  
 INTERNATIONAL COMMERCIAL JOINT STOCK  
 BANK)  
 VIPRO PTY LIMITED  
 WESTSIDE PROPERTIES LIMITED

**Annexure B**This is annexure B referred to in Form 603, Notice of initial substantial holder dated **16/01/2017**


Carla Collingwood Company Secretary Dated the 17 January 2017

Colonial First State Asset Management (Australia) Limited ACN 114 194 311

Holder of relevant interest	Date of acquisition	Consideration Cash	Consideration Non-Cash	Class and number of securities
Colonial First State Asset Management (Australia) Limited ACN 114 194 311	Wednesday, 21 September 2016	10,197.89		3,217 Ordinary shares
Colonial First State Asset Management (Australia) Limited ACN 114 194 311	Thursday, 3 November 2016	182,070.07		60,893 Ordinary shares
Colonial First State Asset Management (Australia) Limited ACN 114 194 311	Tuesday, 8 November 2016	202,932.04		68,098 Ordinary shares
Colonial First State Asset Management (Australia) Limited ACN 114 194 311	Wednesday, 16 November 2016	124,960.50		39,670 Ordinary shares
Colonial First State Asset Management (Australia) Limited ACN 114 194 311	Monday, 21 November 2016	96,168.20		31,022 Ordinary shares
Colonial First State Asset Management (Australia) Limited ACN 114 194 311	Thursday, 24 November 2016	196,988.07		61,367 Ordinary shares
Colonial First State Asset Management (Australia) Limited ACN 114 194 311	Thursday, 1 December 2016	111,392.68		34,594 Ordinary shares
Colonial First State Asset Management (Australia) Limited ACN 114 194 311	Monday, 5 December 2016	19,115.10		6,030 Ordinary shares
Colonial First State Asset Management (Australia) Limited ACN 114 194 311	Wednesday, 4 January 2017	10,771.50		3,225 Ordinary shares



114 194 311				
Colonial First State Asset Management (Australia) Limited ACN 114 194 311	Monday, 31 October 2016	5,007,416.90		1,678,370 Ordinary shares
Colonial First State Asset Management (Australia) Limited ACN 114 194 311	Tuesday, 15 November 2016	685,231.56		217,596 Ordinary shares
Colonial First State Asset Management (Australia) Limited ACN 114 194 311	Wednesday, 16 November 2016	1,428,087.61		453,678 Ordinary shares
Colonial First State Asset Management (Australia) Limited ACN 114 194 311	Thursday, 17 November 2016	1,260,229.33		404,945 Ordinary shares
Colonial First State Asset Management (Australia) Limited ACN 114 194 311	Thursday, 17 November 2016	330,413.06		105,827 Ordinary shares
Colonial First State Asset Management (Australia) Limited ACN 114 194 311	Thursday, 12 January 2017	2,589,295.62		737,187 Ordinary shares
Colonial First State Asset Management (Australia) Limited ACN 114 194 311	Friday, 13 January 2017	1,403,400.16		398,139 Ordinary shares
Colonial First State Asset Management (Australia) Limited ACN 114 194 311	Friday, 13 January 2017	804,112.34		227,923 Ordinary shares
Colonial First State Asset Management (Australia) Limited ACN 114 194 311	Monday, 16 January 2017	875,142.29		247,558 Ordinary shares
Colonial First State Asset Management (Australia) Limited ACN 114 194 311	Monday, 10 October 2016	954,000.00		300,000 Ordinary shares
Colonial First State Asset Management (Australia) Limited ACN 114 194 311	Thursday, 27 October 2016	610,380.00		200,000 Ordinary shares
Colonial First State Asset Management	Monday, 31 October	1,650,033.63		553,053 Ordinary shares

(Australia) Limited ACN 114 194 311	2016			
Colonial First State Asset Management (Australia) Limited ACN 114 194 311	Monday, 14 November 2016	1,241,480.00		400,000 Ordinary shares
Colonial First State Asset Management (Australia) Limited ACN 114 194 311	Monday, 14 November 2016	464,100.00		150,000 Ordinary shares
Colonial First State Asset Management (Australia) Limited ACN 114 194 311	Thursday, 17 November 2016	714,905.39		229,718 Ordinary shares
Colonial First State Asset Management (Australia) Limited ACN 114 194 311	Thursday, 12 January 2017	523,993.88		149,184 Ordinary shares
Colonial First State Asset Management (Australia) Limited ACN 114 194 311	Friday, 13 January 2017	148,507.63		42,094 Ordinary shares
Colonial First State Asset Management (Australia) Limited ACN 114 194 311	Friday, 28 October 2016	53,209.27		17,967 Ordinary shares
Colonial First State Asset Management (Australia) Limited ACN 114 194 311	Tuesday, 4 October 2016	4,191,897.05		1,322,365 Ordinary shares
Colonial First State Asset Management (Australia) Limited ACN 114 194 311	Wednesday, 14 September 2016	13,422.63		4,065 Ordinary shares
Colonial First State Asset Management (Australia) Limited ACN 114 194 311	Thursday, 15 September 2016	9,643.97		2,964 Ordinary shares
Colonial First State Asset Management (Australia) Limited ACN 114 194 311	Tuesday, 20 September 2016	13,170.77		4,171 Ordinary shares
Colonial First State Asset Management (Australia) Limited ACN 114 194 311	Wednesday, 21 September 2016	7,005.70		2,210 Ordinary shares

Colonial First State Asset Management (Australia) Limited ACN 114 194 311	Wednesday, 5 October 2016	56,819.96		17,981 Ordinary shares
Colonial First State Asset Management (Australia) Limited ACN 114 194 311	Friday, 7 October 2016	12,530.70		3,978 Ordinary shares
Colonial First State Asset Management (Australia) Limited ACN 114 194 311	Wednesday, 19 October 2016	12,974.82		4,042 Ordinary shares
Colonial First State Asset Management (Australia) Limited ACN 114 194 311	Thursday, 20 October 2016	17,711.58		5,433 Ordinary shares
Colonial First State Asset Management (Australia) Limited ACN 114 194 311	Wednesday, 26 October 2016	14,146.38		4,623 Ordinary shares
Colonial First State Asset Management (Australia) Limited ACN 114 194 311	Friday, 28 October 2016	12,239.22		4,163 Ordinary shares
Colonial First State Asset Management (Australia) Limited ACN 114 194 311	Monday, 31 October 2016	23,647.68		7,728 Ordinary shares
Colonial First State Asset Management (Australia) Limited ACN 114 194 311	Thursday, 3 November 2016	17,398.81		5,819 Ordinary shares
Colonial First State Asset Management (Australia) Limited ACN 114 194 311	Tuesday, 20 December 2016	53,121.31		15,763 Ordinary shares
Colonial First State Asset Management (Australia) Limited ACN 114 194 311	Monday, 31 October 2016	4,645,488.51		1,557,060 Ordinary shares
Colonial First State Asset Management (Australia) Limited ACN 114 194 311	Friday, 11 November 2016	520,446.59		169,317 Ordinary shares
Colonial First State Asset Management (Australia) Limited ACN	Monday, 14 November 2016	682,363.96		219,855 Ordinary shares

114 194 311				
Colonial First State Asset Management (Australia) Limited ACN 114 194 311	Wednesday, 16 November 2016	1,360,117.16		432,085 Ordinary shares
Colonial First State Asset Management (Australia) Limited ACN 114 194 311	Thursday, 17 November 2016	1,200,246.72		385,671 Ordinary shares
Colonial First State Asset Management (Australia) Limited ACN 114 194 311	Thursday, 17 November 2016	314,689.66		100,791 Ordinary shares
Colonial First State Asset Management (Australia) Limited ACN 114 194 311	Thursday, 12 January 2017	2,489,030.65		708,641 Ordinary shares
Colonial First State Asset Management (Australia) Limited ACN 114 194 311	Friday, 13 January 2017	770,045.98		218,267 Ordinary shares
Colonial First State Asset Management (Australia) Limited ACN 114 194 311	Friday, 13 January 2017	1,347,132.18		382,176 Ordinary shares
Colonial First State Asset Management (Australia) Limited ACN 114 194 311	Monday, 16 January 2017	835,110.81		236,234 Ordinary shares
Colonial First State Asset Management (Australia) Limited ACN 114 194 311	Thursday, 22 September 2016	19,375.74		6,093 Ordinary shares
Colonial First State Asset Management (Australia) Limited ACN 114 194 311	Friday, 23 September 2016	12,806.95		3,965 Ordinary shares
Colonial First State Asset Management (Australia) Limited ACN 114 194 311	Thursday, 13 October 2016	10,551.24		3,339 Ordinary shares
Colonial First State Asset Management (Australia) Limited ACN 114 194 311	Friday, 14 October 2016	10,714.68		3,307 Ordinary shares
Colonial First State Asset Management	Tuesday, 25 October	14,715.14		4,642 Ordinary shares

(Australia) Limited ACN 114 194 311	2016			
Colonial First State Asset Management (Australia) Limited ACN 114 194 311	Wednesday, 2 November 2016	22,240.05		7,539 Ordinary shares
Colonial First State Asset Management (Australia) Limited ACN 114 194 311	Monday, 14 November 2016	57,173.30		18,443 Ordinary shares
Colonial First State Asset Management (Australia) Limited ACN 114 194 311	Friday, 18 November 2016	30,551.04		9,792 Ordinary shares
Colonial First State Asset Management (Australia) Limited ACN 114 194 311	Tuesday, 29 November 2016	27,596.04		8,678 Ordinary shares
Colonial First State Asset Management (Australia) Limited ACN 114 194 311	Friday, 21 October 2016	10,318.75		3,175 Ordinary shares
Colonial First State Asset Management (Australia) Limited ACN 114 194 311	Tuesday, 20 December 2016	13,500.22		4,006 Ordinary shares
Colonial First State Asset Management (Australia) Limited ACN 114 194 311	Friday, 21 October 2016	1,439,285.25		442,857 Ordinary shares
Colonial First State Asset Management (Australia) Limited ACN 114 194 311	Wednesday, 5 October 2016	5,940.80		1,880 Ordinary shares
Colonial First State Asset Management (Australia) Limited ACN 114 194 311	Tuesday, 25 October 2016	4,621.86		1,458 Ordinary shares
Colonial First State Asset Management (Australia) Limited ACN 114 194 311	Tuesday, 20 December 2016	7,393.78		2,194 Ordinary shares

Colonial First State Investments Limited (Note 1) ACN 002 348 352

Holder of relevant	Date of acquisition	Consideration Cash	Consideration Non-	Class and number of
--------------------	---------------------	--------------------	--------------------	---------------------

<b>interest</b>			<b>Cash</b>	<b>securities</b>
Colonial First State Investments Limited (Note 1) ACN 002 348 352	Tuesday, 22 November 2016	1,650.17		523 Ordinary shares
Colonial First State Investments Limited (Note 1) ACN 002 348 352	Tuesday, 22 November 2016	856.85		275 Ordinary shares
Colonial First State Investments Limited (Note 1) ACN 002 348 352	Wednesday, 30 November 2016	6,457.26		1,975 Ordinary shares
Colonial First State Investments Limited (Note 1) ACN 002 348 352	Tuesday, 20 December 2016	14,730.21		4,352 Ordinary shares
Colonial First State Investments Limited (Note 1) ACN 002 348 352	Thursday, 22 December 2016	33,166.71		9,833 Ordinary shares
Colonial First State Investments Limited (Note 1) ACN 002 348 352	Thursday, 5 January 2017	31,795.40		9,525 Ordinary shares
Colonial First State Investments Limited (Note 1) ACN 002 348 352	Monday, 16 January 2017	51,290.39		14,497 Ordinary shares
Colonial First State Investments Limited (Note 1) ACN 002 348 352	Friday, 14 October 2016	10,346.79		3,243 Ordinary shares
Colonial First State Investments Limited (Note 1) ACN 002 348 352	Friday, 11 November 2016	5,716.40		1,844 Ordinary shares
Colonial First State Investments Limited (Note 1) ACN 002 348 352	Thursday, 22 September 2016	6,643.96		2,087 Ordinary shares
Colonial First State Investments Limited (Note 1) ACN 002 348 352	Friday, 30 September 2016	297,154.94		95,450 Ordinary shares

Colonial First State Investments Limited (Note 1) ACN 002 348 352	Monday, 3 October 2016	38,939.01		12,342 Ordinary shares
Colonial First State Investments Limited (Note 1) ACN 002 348 352	Tuesday, 4 October 2016	2,336,005.74		734,593 Ordinary shares
Colonial First State Investments Limited (Note 1) ACN 002 348 352	Friday, 7 October 2016	23,911.65		7,591 Ordinary shares
Colonial First State Investments Limited (Note 1) ACN 002 348 352	Tuesday, 11 October 2016	105,428.80		33,528 Ordinary shares
Colonial First State Investments Limited (Note 1) ACN 002 348 352	Tuesday, 22 November 2016	5,198.80		1,640 Ordinary shares
Colonial First State Investments Limited (Note 1) ACN 002 348 352	Thursday, 8 December 2016	4,448.19		1,323 Ordinary shares
Colonial First State Investments Limited (Note 1) ACN 002 348 352	Tuesday, 22 November 2016	96,452.84		30,963 Ordinary shares
Colonial First State Investments Limited (Note 1) ACN 002 348 352	Monday, 19 September 2016	1,276.88		399 Ordinary shares
Colonial First State Investments Limited (Note 1) ACN 002 348 352	Tuesday, 20 September 2016	7,274.09		2,298 Ordinary shares
Colonial First State Investments Limited (Note 1) ACN 002 348 352	Tuesday, 22 November 2016	2,729.25		865 Ordinary shares
Colonial First State Investments Limited (Note 1) ACN 002 348 352	Tuesday, 22 November 2016	1,417.69		455 Ordinary shares
Colonial First State Investments Limited (Note 1) ACN 002 348	Thursday, 22 December 2016	30,410.07		9,016 Ordinary shares

352				
Colonial First State Investments Limited (Note 1) ACN 002 348 352	Thursday, 5 January 2017	48,376.44		14,487 Ordinary shares
Colonial First State Investments Limited (Note 1) ACN 002 348 352	Wednesday, 2 November 2016	496,131.49		168,089 Ordinary shares
Colonial First State Investments Limited (Note 1) ACN 002 348 352	Thursday, 3 November 2016	417,163.42		140,223 Ordinary shares
Colonial First State Investments Limited (Note 1) ACN 002 348 352	Friday, 4 November 2016	253,672.40		86,619 Ordinary shares
Colonial First State Investments Limited (Note 1) ACN 002 348 352	Friday, 4 November 2016	814,498.01		278,804 Ordinary shares
Colonial First State Investments Limited (Note 1) ACN 002 348 352	Thursday, 22 September 2016	13,813.48		4,335 Ordinary shares
Colonial First State Investments Limited (Note 1) ACN 002 348 352	Thursday, 22 September 2016	7,143.63		2,246 Ordinary shares
Colonial First State Investments Limited (Note 1) ACN 002 348 352	Tuesday, 11 October 2016	71,298.76		22,677 Ordinary shares
Colonial First State Investments Limited (Note 1) ACN 002 348 352	Tuesday, 25 October 2016	59,165.06		18,536 Ordinary shares
Colonial First State Investments Limited (Note 1) ACN 002 348 352	Thursday, 27 October 2016	43,606.87		14,273 Ordinary shares
Colonial First State Investments Limited (Note 1) ACN 002 348 352	Tuesday, 22 November 2016	44,918.35		14,239 Ordinary shares
Colonial First State Investments Limited	Friday, 9 December	162,918.43		47,598 Ordinary shares



(Note 1) ACN 002 348 352	2016			
Colonial First State Investments Limited (Note 1) ACN 002 348 352	Monday, 12 December 2016	3,801.47		1,128 Ordinary shares
Colonial First State Investments Limited (Note 1) ACN 002 348 352	Wednesday, 21 December 2016	155.48		46 Ordinary shares
Colonial First State Investments Limited (Note 1) ACN 002 348 352	Wednesday, 21 December 2016	8,001.12		2,370 Ordinary shares
Colonial First State Investments Limited (Note 1) ACN 002 348 352	Thursday, 5 January 2017	10,723.90		3,212 Ordinary shares

Avanteos Investments Limited ACN 096 259 979

<b>Holder of relevant interest</b>	<b>Date of acquisition</b>	<b>Consideration Cash</b>	<b>Consideration Non- Cash</b>	<b>Class and number of securities</b>
Avanteos Investments Limited ACN 096 259 979	Thursday, 6 October 2016	1,500.21		474 Ordinary shares
Avanteos Investments Limited ACN 096 259 979	Thursday, 6 October 2016	1,500.21		474 Ordinary shares
Avanteos Investments Limited ACN 096 259 979	Wednesday, 2 November 2016	29,896.00		10,100 Ordinary shares
Avanteos Investments Limited ACN 096 259 979	Thursday, 17 November 2016	4,992.35		1,595 Ordinary shares
Avanteos Investments Limited ACN 096 259 979	Wednesday, 21 December 2016	8,425.00		2,500 Ordinary shares
Avanteos Investments Limited ACN 096 259 979	Thursday, 22 December 2016	10,258.28		3,044 Ordinary shares

Realindex Investments Pty Limited ACN 133 312 017

<b>Holder of relevant interest</b>	<b>Date of acquisition</b>	<b>Consideration Cash</b>	<b>Consideration Non-Cash</b>	<b>Class and number of securities</b>
Realindex Investments Pty Limited ACN 133 312 017	Monday, 10 October 2016	60,998.76		19,182 Ordinary shares
Realindex Investments Pty Limited ACN 133 312 017	Tuesday, 6 December 2016	65,509.68		20,408 Ordinary shares
Realindex Investments Pty Limited ACN 133 312 017	Wednesday, 14 December 2016	313,890.41		94,551 Ordinary shares
Realindex Investments Pty Limited ACN 133 312 017	Thursday, 15 September 2016	45,519.50		14,006 Ordinary shares
Realindex Investments Pty Limited ACN 133 312 017	Monday, 12 December 2016	31,161.52		9,386 Ordinary shares
Realindex Investments Pty Limited ACN 133 312 017	Wednesday, 14 December 2016	153,421.24		46,214 Ordinary shares
Realindex Investments Pty Limited ACN 133 312 017	Wednesday, 14 September 2016	281,826.60		85,402 Ordinary shares
Realindex Investments Pty Limited ACN 133 312 017	Monday, 26 September 2016	238,561.20		73,630 Ordinary shares
Realindex Investments Pty Limited ACN 133 312 017	Monday, 10 October 2016	192,145.14		60,423 Ordinary shares
Realindex Investments Pty Limited ACN 133 312 017	Friday, 21 October 2016	117,942.50		36,290 Ordinary shares
Realindex Investments Pty Limited ACN 133 312 017	Monday, 31 October 2016	93,853.26		30,671 Ordinary shares
Realindex Investments Pty Limited ACN 133 312 017	Wednesday, 2 November 2016	70,859.00		24,020 Ordinary shares
Realindex Investments Pty Limited ACN 133 312 017	Friday, 11 November 2016	1,828,378.74		590,657 Ordinary shares
Realindex Investments Pty Limited ACN 133	Wednesday, 14 December 2016	3,623,850.52		1,091,587 Ordinary shares

312 017				
Realindex Investments Pty Limited ACN 133 312 017	Wednesday, 21 December 2016	255,001.16		75,668 Ordinary shares

CBA Markets Limited ACN 003 485 952

Holder of relevant interest	Date of acquisition	Consideration Cash	Consideration Non-Cash	Class and number of securities
CBA Markets Limited ACN 003 485 952	Friday, 18 November 2016	N/A		479,000 Ordinary shares (borrowed from Citigroup Global Markets Australia Pty Ltd, see Annexure C)
CBA Markets Limited ACN 003 485 952	Friday, 11 November 2016	N/A		2,000 Ordinary shares (borrowed from Macquarie Bank Limited, see Annexure C)
CBA Markets Limited ACN 003 485 952	Wednesday, 14 September 2016	N/A		25,533 Ordinary shares (borrowed from Barclays Capital Securities Ltd, see Annexure C)
CBA Markets Limited ACN 003 485 952	Thursday, 15 September 2016	N/A		9,183 Ordinary shares (borrowed from Barclays Capital Securities Ltd, see Annexure C)
CBA Markets Limited ACN 003 485 952	Friday, 16 September 2016	N/A		2,554 Ordinary shares (borrowed from Barclays Capital Securities Ltd, see Annexure C)
CBA Markets Limited ACN 003 485 952	Monday, 19 September 2016	N/A		2,554 Ordinary shares (borrowed from Barclays Capital Securities Ltd, see Annexure C)
CBA Markets Limited ACN 003 485 952	Tuesday, 20 September 2016	N/A		109,763 Ordinary shares (borrowed from Barclays Capital Securities Ltd, see Annexure C)
CBA Markets Limited ACN 003 485 952	Wednesday, 21 September 2016	N/A		62,295 Ordinary shares (borrowed from Barclays Capital Securities Ltd, see Annexure C)
CBA Markets Limited ACN 003 485 952	Thursday, 22 September 2016	N/A		62,295 Ordinary shares (borrowed from Barclays Capital Securities Ltd, see Annexure C)

CBA Markets Limited ACN 003 485 952	Friday, 23 September 2016	N/A		294,946 Ordinary shares (borrowed from Barclays Capital Securities Ltd, see Annexure C)
CBA Markets Limited ACN 003 485 952	Monday, 26 September 2016	N/A		534,273 Ordinary shares (borrowed from Barclays Capital Securities Ltd, see Annexure C)
CBA Markets Limited ACN 003 485 952	Tuesday, 27 September 2016	N/A		534,274 Ordinary shares (borrowed from Barclays Capital Securities Ltd, see Annexure C)
CBA Markets Limited ACN 003 485 952	Wednesday, 28 September 2016	N/A		52,659 Ordinary shares (borrowed from Barclays Capital Securities Ltd, see Annexure C)
CBA Markets Limited ACN 003 485 952	Thursday, 29 September 2016	N/A		224,755 Ordinary shares (borrowed from Barclays Capital Securities Ltd, see Annexure C)
CBA Markets Limited ACN 003 485 952	Monday, 3 October 2016	N/A		51,755 Ordinary shares (borrowed from Barclays Capital Securities Ltd, see Annexure C)
CBA Markets Limited ACN 003 485 952	Tuesday, 4 October 2016	N/A		542,885 Ordinary shares (borrowed from Barclays Capital Securities Ltd, see Annexure C)
CBA Markets Limited ACN 003 485 952	Wednesday, 5 October 2016	N/A		333,087 Ordinary shares (borrowed from Barclays Capital Securities Ltd, see Annexure C)
CBA Markets Limited ACN 003 485 952	Thursday, 6 October 2016	N/A		236,188 Ordinary shares (borrowed from Barclays Capital Securities Ltd, see Annexure C)
CBA Markets Limited ACN 003 485 952	Friday, 7 October 2016	N/A		15,859 Ordinary shares (borrowed from Barclays Capital Securities Ltd, see Annexure C)
CBA Markets Limited ACN 003 485 952	Tuesday, 11 October 2016	N/A		141,307 Ordinary shares (borrowed from Barclays Capital Securities Ltd, see Annexure C)
CBA Markets Limited ACN 003 485 952	Wednesday, 12 October 2016	N/A		227,027 Ordinary shares (borrowed from Barclays Capital Securities Ltd,

				see Annexure C)
CBA Markets Limited ACN 003 485 952	Thursday, 13 October 2016	N/A		144,002 Ordinary shares (borrowed from Barclays Capital Securities Ltd, see Annexure C)
CBA Markets Limited ACN 003 485 952	Friday, 14 October 2016	N/A		43,685 Ordinary shares (borrowed from Barclays Capital Securities Ltd, see Annexure C)
CBA Markets Limited ACN 003 485 952	Monday, 17 October 2016	N/A		43,685 Ordinary shares (borrowed from Barclays Capital Securities Ltd, see Annexure C)
CBA Markets Limited ACN 003 485 952	Tuesday, 18 October 2016	N/A		724,947 Ordinary shares (borrowed from Barclays Capital Securities Ltd, see Annexure C)
CBA Markets Limited ACN 003 485 952	Wednesday, 19 October 2016	N/A		942,612 Ordinary shares (borrowed from Barclays Capital Securities Ltd, see Annexure C)
CBA Markets Limited ACN 003 485 952	Thursday, 20 October 2016	N/A		135,454 Ordinary shares (borrowed from Barclays Capital Securities Ltd, see Annexure C)
CBA Markets Limited ACN 003 485 952	Friday, 21 October 2016	N/A		415,690 Ordinary shares (borrowed from Barclays Capital Securities Ltd, see Annexure C)
CBA Markets Limited ACN 003 485 952	Monday, 24 October 2016	N/A		263,044 Ordinary shares (borrowed from Barclays Capital Securities Ltd, see Annexure C)
CBA Markets Limited ACN 003 485 952	Tuesday, 25 October 2016	N/A		6,098 Ordinary shares (borrowed from Barclays Capital Securities Ltd, see Annexure C)
CBA Markets Limited ACN 003 485 952	Wednesday, 26 October 2016	N/A		43,303 Ordinary shares (borrowed from Barclays Capital Securities Ltd, see Annexure C)
CBA Markets Limited ACN 003 485 952	Thursday, 27 October 2016	N/A		370,540 Ordinary shares (borrowed from Barclays Capital Securities Ltd, see Annexure C)
CBA Markets Limited	Friday, 28 October 2016	N/A		183,752 Ordinary shares (borrowed from Barclays

ACN 003 485 952				Capital Securities Ltd, see Annexure C)
CBA Markets Limited ACN 003 485 952	Monday, 31 October 2016	N/A		325,295 Ordinary shares (borrowed from Barclays Capital Securities Ltd, see Annexure C)
CBA Markets Limited ACN 003 485 952	Thursday, 24 November 2016	N/A		76,605 Ordinary shares (borrowed from Barclays Capital Securities Ltd, see Annexure C)
CBA Markets Limited ACN 003 485 952	Friday, 25 November 2016	N/A		142,068 Ordinary shares (borrowed from Barclays Capital Securities Ltd, see Annexure C)
CBA Markets Limited ACN 003 485 952	Monday, 28 November 2016	N/A		130,004 Ordinary shares (borrowed from Barclays Capital Securities Ltd, see Annexure C)
CBA Markets Limited ACN 003 485 952	Tuesday, 6 December 2016	N/A		105,803 Ordinary shares (borrowed from Barclays Capital Securities Ltd, see Annexure C)
CBA Markets Limited ACN 003 485 952	Wednesday, 7 December 2016	N/A		61,687 Ordinary shares (borrowed from Barclays Capital Securities Ltd, see Annexure C)
CBA Markets Limited ACN 003 485 952	Thursday, 8 December 2016	N/A		166,049 Ordinary shares (borrowed from Barclays Capital Securities Ltd, see Annexure C)
CBA Markets Limited ACN 003 485 952	Friday, 9 December 2016	N/A		463,060 Ordinary shares (borrowed from Barclays Capital Securities Ltd, see Annexure C)
CBA Markets Limited ACN 003 485 952	Monday, 12 December 2016	N/A		118,556 Ordinary shares (borrowed from Barclays Capital Securities Ltd, see Annexure C)
CBA Markets Limited ACN 003 485 952	Tuesday, 13 December 2016	N/A		169,637 Ordinary shares (borrowed from Barclays Capital Securities Ltd, see Annexure C)
CBA Markets Limited ACN 003 485 952	Thursday, 15 September 2016	19,496.75		5,999 Ordinary shares
CBA Markets Limited ACN 003 485 952	Thursday, 15 September 2016	12,688.00		3,904 Ordinary shares

CBA Markets Limited ACN 003 485 952	Thursday, 15 September 2016	1,940,464.40		591,605 Ordinary shares
CBA Markets Limited ACN 003 485 952	Thursday, 15 September 2016	31,990.20		9,694 Ordinary shares
CBA Markets Limited ACN 003 485 952	Thursday, 15 September 2016	1,511.40		458 Ordinary shares
CBA Markets Limited ACN 003 485 952	Thursday, 15 September 2016	627.00		190 Ordinary shares
CBA Markets Limited ACN 003 485 952	Thursday, 15 September 2016	590.70		179 Ordinary shares
CBA Markets Limited ACN 003 485 952	Thursday, 15 September 2016	5,272.00		1,600 Ordinary shares
CBA Markets Limited ACN 003 485 952	Thursday, 15 September 2016	3,430.88		1,046 Ordinary shares
CBA Markets Limited ACN 003 485 952	Thursday, 15 September 2016	39,707.68		12,106 Ordinary shares
CBA Markets Limited ACN 003 485 952	Thursday, 15 September 2016	2,929.04		893 Ordinary shares
CBA Markets Limited ACN 003 485 952	Thursday, 15 September 2016	31,468.32		9,594 Ordinary shares
CBA Markets Limited ACN 003 485 952	Thursday, 15 September 2016	32,740.96		9,982 Ordinary shares
CBA Markets Limited ACN 003 485 952	Thursday, 15 September 2016	18,440.16		5,622 Ordinary shares
CBA Markets Limited ACN 003 485 952	Thursday, 15 September 2016	12,939.60		3,945 Ordinary shares
CBA Markets Limited ACN 003 485 952	Thursday, 15 September 2016	32,340.80		9,860 Ordinary shares
CBA Markets Limited ACN 003 485 952	Thursday, 15 September 2016	31,465.04		9,593 Ordinary shares
CBA Markets Limited ACN 003 485 952	Thursday, 15 September 2016	31,468.32		9,594 Ordinary shares
CBA Markets Limited ACN 003 485 952	Thursday, 15 September 2016	31,468.32		9,594 Ordinary shares
CBA Markets Limited ACN 003 485 952	Thursday, 15 September 2016	31,468.32		9,594 Ordinary shares
CBA Markets Limited	Thursday, 15 September	137,382.80		41,885 Ordinary shares

ACN 003 485 952	2016			
CBA Markets Limited ACN 003 485 952	Friday, 16 September 2016	22,381.50		6,940 Ordinary shares
CBA Markets Limited ACN 003 485 952	Friday, 16 September 2016	22,365.38		6,935 Ordinary shares
CBA Markets Limited ACN 003 485 952	Tuesday, 20 September 2016	4,982.78		1,562 Ordinary shares
CBA Markets Limited ACN 003 485 952	Wednesday, 21 September 2016	20,319.30		6,420 Ordinary shares
CBA Markets Limited ACN 003 485 952	Wednesday, 21 September 2016	28,192.50		8,950 Ordinary shares
CBA Markets Limited ACN 003 485 952	Wednesday, 21 September 2016	22.12		7 Ordinary shares
CBA Markets Limited ACN 003 485 952	Wednesday, 21 September 2016	571.96		181 Ordinary shares
CBA Markets Limited ACN 003 485 952	Wednesday, 21 September 2016	11,552.96		3,656 Ordinary shares
CBA Markets Limited ACN 003 485 952	Wednesday, 21 September 2016	3,160.00		1,000 Ordinary shares
CBA Markets Limited ACN 003 485 952	Wednesday, 21 September 2016	2,844.00		900 Ordinary shares
CBA Markets Limited ACN 003 485 952	Wednesday, 21 September 2016	2,844.00		900 Ordinary shares
CBA Markets Limited ACN 003 485 952	Wednesday, 21 September 2016	372.88		118 Ordinary shares
CBA Markets Limited ACN 003 485 952	Wednesday, 21 September 2016	142.20		45 Ordinary shares
CBA Markets Limited ACN 003 485 952	Wednesday, 21 September 2016	3,099.96		981 Ordinary shares
CBA Markets Limited ACN 003 485 952	Wednesday, 21 September 2016	151.68		48 Ordinary shares
CBA Markets Limited ACN 003 485 952	Wednesday, 21 September 2016	170.64		54 Ordinary shares
CBA Markets Limited ACN 003 485 952	Wednesday, 21 September 2016	2,982.97		941 Ordinary shares
CBA Markets Limited ACN 003 485 952	Wednesday, 21 September 2016	31,256.20		9,860 Ordinary shares



CBA Markets Limited ACN 003 485 952	Wednesday, 21 September 2016	4,951.44		1,587 Ordinary shares
CBA Markets Limited ACN 003 485 952	Wednesday, 21 September 2016	12,268.95		3,945 Ordinary shares
CBA Markets Limited ACN 003 485 952	Thursday, 22 September 2016	12,489.80		3,940 Ordinary shares
CBA Markets Limited ACN 003 485 952	Thursday, 22 September 2016	12,529.20		3,940 Ordinary shares
CBA Markets Limited ACN 003 485 952	Thursday, 22 September 2016	276.22		87 Ordinary shares
CBA Markets Limited ACN 003 485 952	Thursday, 22 September 2016	12,509.50		3,940 Ordinary shares
CBA Markets Limited ACN 003 485 952	Thursday, 22 September 2016	5,991.36		1,896 Ordinary shares
CBA Markets Limited ACN 003 485 952	Thursday, 22 September 2016	417.12		132 Ordinary shares
CBA Markets Limited ACN 003 485 952	Thursday, 22 September 2016	145.36		46 Ordinary shares
CBA Markets Limited ACN 003 485 952	Thursday, 22 September 2016	3,415.96		1,081 Ordinary shares
CBA Markets Limited ACN 003 485 952	Thursday, 22 September 2016	1,009.65		318 Ordinary shares
CBA Markets Limited ACN 003 485 952	Thursday, 22 September 2016	2,862.00		900 Ordinary shares
CBA Markets Limited ACN 003 485 952	Thursday, 22 September 2016	15,947.70		5,015 Ordinary shares
CBA Markets Limited ACN 003 485 952	Thursday, 22 September 2016	13,931.58		4,381 Ordinary shares
CBA Markets Limited ACN 003 485 952	Thursday, 22 September 2016	10,293.66		3,237 Ordinary shares
CBA Markets Limited ACN 003 485 952	Thursday, 22 September 2016	1,513.68		476 Ordinary shares
CBA Markets Limited ACN 003 485 952	Thursday, 22 September 2016	11,352.60		3,570 Ordinary shares
CBA Markets Limited ACN 003 485 952	Friday, 23 September 2016	19.32		6 Ordinary shares
CBA Markets Limited	Friday, 23 September	1,619.66		503 Ordinary shares

ACN 003 485 952	2016			
CBA Markets Limited ACN 003 485 952	Friday, 23 September 2016	3.22		1 Ordinary shares
CBA Markets Limited ACN 003 485 952	Friday, 23 September 2016	17,713.22		5,501 Ordinary shares
CBA Markets Limited ACN 003 485 952	Friday, 23 September 2016	9.66		3 Ordinary shares
CBA Markets Limited ACN 003 485 952	Friday, 23 September 2016	2,898.00		900 Ordinary shares
CBA Markets Limited ACN 003 485 952	Friday, 23 September 2016	18,928.00		5,915 Ordinary shares
CBA Markets Limited ACN 003 485 952	Friday, 23 September 2016	21,824.00		6,820 Ordinary shares
CBA Markets Limited ACN 003 485 952	Friday, 23 September 2016	12,608.00		3,940 Ordinary shares
CBA Markets Limited ACN 003 485 952	Friday, 23 September 2016	7,025.80		2,199 Ordinary shares
CBA Markets Limited ACN 003 485 952	Friday, 23 September 2016	1,903.02		591 Ordinary shares
CBA Markets Limited ACN 003 485 952	Friday, 23 September 2016	7,522.41		2,373 Ordinary shares
CBA Markets Limited ACN 003 485 952	Friday, 23 September 2016	457.24		142 Ordinary shares
CBA Markets Limited ACN 003 485 952	Friday, 23 September 2016	13,920.06		4,323 Ordinary shares
CBA Markets Limited ACN 003 485 952	Friday, 23 September 2016	12,089.89		3,743 Ordinary shares
CBA Markets Limited ACN 003 485 952	Friday, 23 September 2016	91,693.24		28,388 Ordinary shares
CBA Markets Limited ACN 003 485 952	Monday, 26 September 2016	6,476.76		1,999 Ordinary shares
CBA Markets Limited ACN 003 485 952	Tuesday, 27 September 2016	11,320.07		3,571 Ordinary shares
CBA Markets Limited ACN 003 485 952	Wednesday, 28 September 2016	16,560.36		5,274 Ordinary shares
CBA Markets Limited ACN 003 485 952	Thursday, 29 September 2016	10,000.90		3,185 Ordinary shares

CBA Markets Limited ACN 003 485 952	Friday, 30 September 2016	37,864.32		12,136 Ordinary shares
CBA Markets Limited ACN 003 485 952	Tuesday, 4 October 2016	12,489.80		3,940 Ordinary shares
CBA Markets Limited ACN 003 485 952	Tuesday, 4 October 2016	11,849.46		3,738 Ordinary shares
CBA Markets Limited ACN 003 485 952	Tuesday, 4 October 2016	9,389.54		2,962 Ordinary shares
CBA Markets Limited ACN 003 485 952	Wednesday, 5 October 2016	22,388.60		7,085 Ordinary shares
CBA Markets Limited ACN 003 485 952	Thursday, 6 October 2016	12,454.28		3,935 Ordinary shares
CBA Markets Limited ACN 003 485 952	Tuesday, 11 October 2016	8,894.46		2,797 Ordinary shares
CBA Markets Limited ACN 003 485 952	Tuesday, 11 October 2016	1,106.64		348 Ordinary shares
CBA Markets Limited ACN 003 485 952	Wednesday, 12 October 2016	9,905.35		3,185 Ordinary shares
CBA Markets Limited ACN 003 485 952	Thursday, 13 October 2016	12,395.25		3,935 Ordinary shares
CBA Markets Limited ACN 003 485 952	Thursday, 13 October 2016	16,776.44		5,309 Ordinary shares
CBA Markets Limited ACN 003 485 952	Friday, 14 October 2016	19,086.84		5,891 Ordinary shares
CBA Markets Limited ACN 003 485 952	Monday, 17 October 2016	9,967.78		3,086 Ordinary shares
CBA Markets Limited ACN 003 485 952	Tuesday, 18 October 2016	9,969.30		3,135 Ordinary shares
CBA Markets Limited ACN 003 485 952	Wednesday, 19 October 2016	4,425.75		1,405 Ordinary shares
CBA Markets Limited ACN 003 485 952	Wednesday, 19 October 2016	5,279.40		1,676 Ordinary shares
CBA Markets Limited ACN 003 485 952	Wednesday, 19 October 2016	327.60		104 Ordinary shares
CBA Markets Limited ACN 003 485 952	Thursday, 20 October 2016	10,030.30		3,115 Ordinary shares
CBA Markets Limited	Friday, 21 October 2016	4,169.75		1,283 Ordinary shares

ACN 003 485 952				
CBA Markets Limited ACN 003 485 952	Friday, 21 October 2016	5,798.00		1,784 Ordinary shares
CBA Markets Limited ACN 003 485 952	Monday, 24 October 2016	8,239.73		2,551 Ordinary shares
CBA Markets Limited ACN 003 485 952	Monday, 24 October 2016	1,698.98		526 Ordinary shares
CBA Markets Limited ACN 003 485 952	Monday, 24 October 2016	12,595.65		3,930 Ordinary shares
CBA Markets Limited ACN 003 485 952	Tuesday, 25 October 2016	12,438.45		3,930 Ordinary shares
CBA Markets Limited ACN 003 485 952	Tuesday, 25 October 2016	9,938.16		3,096 Ordinary shares
CBA Markets Limited ACN 003 485 952	Wednesday, 26 October 2016	7,044.12		2,302 Ordinary shares
CBA Markets Limited ACN 003 485 952	Thursday, 27 October 2016	17,061.70		5,594 Ordinary shares
CBA Markets Limited ACN 003 485 952	Friday, 28 October 2016	8,014.44		2,726 Ordinary shares
CBA Markets Limited ACN 003 485 952	Friday, 28 October 2016	8,664.00		2,850 Ordinary shares
CBA Markets Limited ACN 003 485 952	Friday, 28 October 2016	3,283.20		1,080 Ordinary shares
CBA Markets Limited ACN 003 485 952	Friday, 28 October 2016	564.48		192 Ordinary shares
CBA Markets Limited ACN 003 485 952	Monday, 31 October 2016	4,847.85		1,701 Ordinary shares
CBA Markets Limited ACN 003 485 952	Monday, 31 October 2016	11,043.30		3,930 Ordinary shares
CBA Markets Limited ACN 003 485 952	Monday, 31 October 2016	1,941.84		696 Ordinary shares
CBA Markets Limited ACN 003 485 952	Monday, 31 October 2016	9,022.86		3,234 Ordinary shares
CBA Markets Limited ACN 003 485 952	Monday, 31 October 2016	9,091.14		3,282 Ordinary shares
CBA Markets Limited ACN 003 485 952	Monday, 31 October 2016	1,788.48		648 Ordinary shares

CBA Markets Limited ACN 003 485 952	Monday, 31 October 2016	10,611.00		3,930 Ordinary shares
CBA Markets Limited ACN 003 485 952	Monday, 31 October 2016	11,298.75		3,930 Ordinary shares
CBA Markets Limited ACN 003 485 952	Monday, 31 October 2016	4,082.04		1,334 Ordinary shares
CBA Markets Limited ACN 003 485 952	Monday, 31 October 2016	11,495.25		3,930 Ordinary shares
CBA Markets Limited ACN 003 485 952	Thursday, 3 November 2016	11,809.65		3,930 Ordinary shares
CBA Markets Limited ACN 003 485 952	Thursday, 3 November 2016	1,813.83		618 Ordinary shares
CBA Markets Limited ACN 003 485 952	Thursday, 3 November 2016	9,720.72		3,312 Ordinary shares
CBA Markets Limited ACN 003 485 952	Monday, 7 November 2016	2,140.36		733 Ordinary shares
CBA Markets Limited ACN 003 485 952	Monday, 7 November 2016	1,159.24		397 Ordinary shares
CBA Markets Limited ACN 003 485 952	Monday, 7 November 2016	1,054.12		361 Ordinary shares
CBA Markets Limited ACN 003 485 952	Monday, 7 November 2016	645.32		221 Ordinary shares
CBA Markets Limited ACN 003 485 952	Tuesday, 8 November 2016	5,001.00		1,667 Ordinary shares
CBA Markets Limited ACN 003 485 952	Tuesday, 8 November 2016	10,838.26		3,637 Ordinary shares
CBA Markets Limited ACN 003 485 952	Wednesday, 9 November 2016	11,907.90		3,930 Ordinary shares
CBA Markets Limited ACN 003 485 952	Wednesday, 9 November 2016	3,811.93		1,301 Ordinary shares
CBA Markets Limited ACN 003 485 952	Thursday, 10 November 2016	5,049.76		1,706 Ordinary shares
CBA Markets Limited ACN 003 485 952	Friday, 11 November 2016	332.10		108 Ordinary shares
CBA Markets Limited ACN 003 485 952	Friday, 11 November 2016	3,558.80		1,148 Ordinary shares
CBA Markets Limited	Monday, 14 November	186.00		60 Ordinary shares

ACN 003 485 952	2016			
CBA Markets Limited ACN 003 485 952	Tuesday, 15 November 2016	15,786.60		4,980 Ordinary shares
CBA Markets Limited ACN 003 485 952	Wednesday, 16 November 2016	18,273.15		5,801 Ordinary shares
CBA Markets Limited ACN 003 485 952	Thursday, 17 November 2016	9,937.75		3,175 Ordinary shares
CBA Markets Limited ACN 003 485 952	Friday, 18 November 2016	8,701.40		2,780 Ordinary shares
CBA Markets Limited ACN 003 485 952	Friday, 18 November 2016	1,361.55		435 Ordinary shares
CBA Markets Limited ACN 003 485 952	Friday, 18 November 2016	13,999.44		4,487 Ordinary shares
CBA Markets Limited ACN 003 485 952	Monday, 21 November 2016	9,999.60		3,205 Ordinary shares
CBA Markets Limited ACN 003 485 952	Tuesday, 22 November 2016	5,000.30		1,613 Ordinary shares
CBA Markets Limited ACN 003 485 952	Tuesday, 22 November 2016	24,069.81		7,593 Ordinary shares
CBA Markets Limited ACN 003 485 952	Wednesday, 23 November 2016	1,585.00		500 Ordinary shares
CBA Markets Limited ACN 003 485 952	Thursday, 24 November 2016	12,544.00		3,920 Ordinary shares
CBA Markets Limited ACN 003 485 952	Thursday, 24 November 2016	23,102.37		7,197 Ordinary shares
CBA Markets Limited ACN 003 485 952	Monday, 28 November 2016	7,016.38		2,179 Ordinary shares
CBA Markets Limited ACN 003 485 952	Monday, 28 November 2016	660.10		205 Ordinary shares
CBA Markets Limited ACN 003 485 952	Monday, 28 November 2016	12.88		4 Ordinary shares
CBA Markets Limited ACN 003 485 952	Monday, 28 November 2016	1,371.72		426 Ordinary shares
CBA Markets Limited ACN 003 485 952	Monday, 28 November 2016	940.24		292 Ordinary shares
CBA Markets Limited ACN 003 485 952	Tuesday, 29 November 2016	61,062.36		19,202 Ordinary shares

CBA Markets Limited ACN 003 485 952	Tuesday, 29 November 2016	40,001.22		12,579 Ordinary shares
CBA Markets Limited ACN 003 485 952	Wednesday, 30 November 2016	2,626.68		826 Ordinary shares
CBA Markets Limited ACN 003 485 952	Wednesday, 30 November 2016	7,374.42		2,319 Ordinary shares
CBA Markets Limited ACN 003 485 952	Thursday, 1 December 2016	25,244.80		7,840 Ordinary shares
CBA Markets Limited ACN 003 485 952	Thursday, 1 December 2016	16,421.70		5,092 Ordinary shares
CBA Markets Limited ACN 003 485 952	Thursday, 1 December 2016	8,684.58		2,731 Ordinary shares
CBA Markets Limited ACN 003 485 952	Thursday, 1 December 2016	111.30		35 Ordinary shares
CBA Markets Limited ACN 003 485 952	Thursday, 1 December 2016	839.52		264 Ordinary shares
CBA Markets Limited ACN 003 485 952	Friday, 2 December 2016	1,491.20		466 Ordinary shares
CBA Markets Limited ACN 003 485 952	Friday, 2 December 2016	1,027.20		321 Ordinary shares
CBA Markets Limited ACN 003 485 952	Friday, 2 December 2016	7,420.80		2,319 Ordinary shares
CBA Markets Limited ACN 003 485 952	Friday, 2 December 2016	33,154.20		10,170 Ordinary shares
CBA Markets Limited ACN 003 485 952	Monday, 5 December 2016	9,906.41		3,067 Ordinary shares
CBA Markets Limited ACN 003 485 952	Wednesday, 7 December 2016	317.79		99 Ordinary shares
CBA Markets Limited ACN 003 485 952	Wednesday, 7 December 2016	2,141.07		667 Ordinary shares
CBA Markets Limited ACN 003 485 952	Wednesday, 7 December 2016	815.34		254 Ordinary shares
CBA Markets Limited ACN 003 485 952	Wednesday, 7 December 2016	12.84		4 Ordinary shares
CBA Markets Limited ACN 003 485 952	Wednesday, 7 December 2016	391.62		122 Ordinary shares
CBA Markets Limited	Wednesday, 7	1,264.74		394 Ordinary shares

ACN 003 485 952	December 2016			
CBA Markets Limited ACN 003 485 952	Wednesday, 7 December 2016	118.77		37 Ordinary shares
CBA Markets Limited ACN 003 485 952	Wednesday, 7 December 2016	783.24		244 Ordinary shares
CBA Markets Limited ACN 003 485 952	Wednesday, 7 December 2016	4,153.74		1,294 Ordinary shares
CBA Markets Limited ACN 003 485 952	Wednesday, 7 December 2016	12,092.46		3,698 Ordinary shares
CBA Markets Limited ACN 003 485 952	Wednesday, 7 December 2016	15,741.78		4,814 Ordinary shares
CBA Markets Limited ACN 003 485 952	Wednesday, 7 December 2016	39,939.78		12,214 Ordinary shares
CBA Markets Limited ACN 003 485 952	Wednesday, 7 December 2016	12,841.20		3,915 Ordinary shares
CBA Markets Limited ACN 003 485 952	Monday, 12 December 2016	2,592.92		781 Ordinary shares
CBA Markets Limited ACN 003 485 952	Monday, 12 December 2016	1,723.08		519 Ordinary shares
CBA Markets Limited ACN 003 485 952	Monday, 12 December 2016	47,336.56		14,258 Ordinary shares
CBA Markets Limited ACN 003 485 952	Monday, 12 December 2016	20,155.72		6,071 Ordinary shares
CBA Markets Limited ACN 003 485 952	Monday, 12 December 2016	10,783.36		3,248 Ordinary shares
CBA Markets Limited ACN 003 485 952	Tuesday, 13 December 2016	5,754.21		1,749 Ordinary shares
CBA Markets Limited ACN 003 485 952	Tuesday, 13 December 2016	4,155.27		1,263 Ordinary shares
CBA Markets Limited ACN 003 485 952	Wednesday, 14 December 2016	3,747.25		1,153 Ordinary shares
CBA Markets Limited ACN 003 485 952	Wednesday, 14 December 2016	1,043.25		321 Ordinary shares
CBA Markets Limited ACN 003 485 952	Wednesday, 14 December 2016	5,148.00		1,584 Ordinary shares
CBA Markets Limited ACN 003 485 952	Friday, 16 December 2016	5,745.60		1,710 Ordinary shares




CBA Markets Limited ACN 003 485 952	Wednesday, 14 September 2016	N/A		6 Ordinary shares (borrowed from Merrill Lynch International, see Annexure C)
CBA Markets Limited ACN 003 485 952	Thursday, 15 September 2016	N/A		6 Ordinary shares (borrowed from Merrill Lynch International, see Annexure C)
CBA Markets Limited ACN 003 485 952	Friday, 16 September 2016	N/A		6 Ordinary shares (borrowed from Merrill Lynch International, see Annexure C)
CBA Markets Limited ACN 003 485 952	Monday, 19 September 2016	N/A		6 Ordinary shares (borrowed from Merrill Lynch International, see Annexure C)
CBA Markets Limited ACN 003 485 952	Tuesday, 20 September 2016	N/A		6 Ordinary shares (borrowed from Merrill Lynch International, see Annexure C)
CBA Markets Limited ACN 003 485 952	Wednesday, 21 September 2016	N/A		5 Ordinary shares (borrowed from Merrill Lynch International, see Annexure C)
CBA Markets Limited ACN 003 485 952	Thursday, 22 September 2016	N/A		5 Ordinary shares (borrowed from Merrill Lynch International, see Annexure C)
CBA Markets Limited ACN 003 485 952	Friday, 23 September 2016	N/A		5 Ordinary shares (borrowed from Merrill Lynch International, see Annexure C)
CBA Markets Limited ACN 003 485 952	Monday, 26 September 2016	N/A		5 Ordinary shares (borrowed from Merrill Lynch International, see Annexure C)
CBA Markets Limited ACN 003 485 952	Tuesday, 27 September 2016	N/A		5 Ordinary shares (borrowed from Merrill Lynch International, see Annexure C)
CBA Markets Limited ACN 003 485 952	Wednesday, 28 September 2016	N/A		5 Ordinary shares (borrowed from Merrill Lynch International, see Annexure C)
CBA Markets Limited ACN 003 485 952	Thursday, 29 September 2016	N/A		5 Ordinary shares (borrowed from Merrill Lynch International, see

				Annexure C)
CBA Markets Limited ACN 003 485 952	Friday, 30 September 2016	N/A		5 Ordinary shares (borrowed from Merrill Lynch International, see Annexure C)
CBA Markets Limited ACN 003 485 952	Monday, 3 October 2016	N/A		5 Ordinary shares (borrowed from Merrill Lynch International, see Annexure C)
CBA Markets Limited ACN 003 485 952	Tuesday, 4 October 2016	N/A		5 Ordinary shares (borrowed from Merrill Lynch International, see Annexure C)
CBA Markets Limited ACN 003 485 952	Wednesday, 5 October 2016	N/A		5 Ordinary shares (borrowed from Merrill Lynch International, see Annexure C)
CBA Markets Limited ACN 003 485 952	Thursday, 6 October 2016	N/A		5 Ordinary shares (borrowed from Merrill Lynch International, see Annexure C)
CBA Markets Limited ACN 003 485 952	Friday, 7 October 2016	N/A		5 Ordinary shares (borrowed from Merrill Lynch International, see Annexure C)

**Annexure C**

This is annexure C referred to in Form 603, Notice of initial substantial holder dated **16/01/2017**



Carla Collingwood      Company Secretary      Dated the 17 January 2017

Commonwealth Bank of Australia will, if requested by the company or responsible entity to whom this form must be given or by the Australian Securities and Investments Commission (ASIC), give a copy of one or more of the following agreements to the company, responsible entity or ASIC (as appropriate).

**Merrill Lynch International**

Type of agreement:	Global Master Securities Lending Agreement
Parties to agreement:	(1) Commonwealth Bank of Australia and (2) Merrill Lynch International
Can the parties exercise voting rights attaching to the securities?	No
If yes, in what circumstances?	N/A
Date on which the securities were (or are) expected to be delivered to the borrower or its nominee (ie borrow date):	The dates indicated in Annexure B on which securities were borrowed.
Scheduled date (if any) when the securities are expected to be returned to the borrower or its nominee (ie return date):	Any particular day.
Does the borrower have the right to return the securities early? [Yes/No]	Yes
If yes, in which circumstances?	At any time subject to giving notice.
Does the lender have the right to recall the securities early (ie before the scheduled return date)? [Yes/No]	Yes
If yes, in which circumstances?	At any time subject to giving notice.
Are there circumstances in which the borrower will not be required to return the securities on settlement? [Yes/No]	No
If yes, in which circumstances?	N/A

**Barclays Capital Securities Ltd**

Type of agreement:	Global Master Securities Lending Agreement
--------------------	--

Parties to agreement:	(1) Commonwealth Bank of Australia and (2) Barclays Capital Securities Ltd
Can the parties exercise voting rights attaching to the securities?	No
If yes, in what circumstances?	N/A
Date on which the securities were (or are) expected to be delivered to the borrower or its nominee (ie borrow date):	The dates indicated in Annexure B on which securities were borrowed.
Scheduled date (if any) when the securities are expected to be returned to the borrower or its nominee (ie return date):	Any particular day.
Does the borrower have the right to return the securities early? [Yes/No]	Yes
If yes, in which circumstances?	At any time subject to giving notice.
Does the lender have the right to recall the securities early (ie before the scheduled return date)? [Yes/No]	Yes
If yes, in which circumstances?	At any time subject to giving notice.
Are there circumstances in which the borrower will not be required to return the securities on settlement? [Yes/No]	No
If yes, in which circumstances?	N/A

**Citigroup Global Markets Australia Pty Ltd**

Type of agreement:	Australian Master Securities Lending Agreement
Parties to agreement:	(1) Commonwealth Bank of Australia and (2) Citigroup Global Markets Australia Pty Ltd
Can the parties exercise voting rights attaching to the securities?	Yes
If yes, in what circumstances?	In limited circumstances where a number of conditions are met and voting is administratively possible, CBA may be required to exercise voting rights as instructed by the lender.
Date on which the securities were (or are) expected to be delivered to the borrower or its nominee (ie borrow date):	The dates indicated in Annexure B on which securities were borrowed.
Scheduled date (if any) when the securities are expected to be returned to the borrower or its nominee (ie return date):	Any particular day.
Does the borrower have the right to return the securities early? [Yes/No]	Yes

If yes, in which circumstances?	At any time subject to giving notice.
Does the lender have the right to recall the securities early (ie before the scheduled return date)? [Yes/No]	Yes
If yes, in which circumstances?	At any time subject to giving notice.
Are there circumstances in which the borrower will not be required to return the securities on settlement? [Yes/No]	No
If yes, in which circumstances?	N/A

**Macquarie Bank Limited**

Type of agreement:	Australian Master Securities Lending Agreement
Parties to agreement:	(1) Commonwealth Securities Limited and (2) Macquarie Bank Limited
Can the parties exercise voting rights attaching to the securities?	Yes
If yes, in what circumstances?	In limited circumstances where a number of conditions are met and voting is administratively possible, CBA may be required to exercise voting rights as instructed by the lender.
Date on which the securities were (or are) expected to be delivered to the borrower or its nominee (ie borrow date):	The dates indicated in Annexure B on which securities were borrowed.
Scheduled date (if any) when the securities are expected to be returned to the borrower or its nominee (ie return date):	Any particular day.
Does the borrower have the right to return the securities early? [Yes/No]	Yes
If yes, in which circumstances?	At any time subject to giving notice.
Does the lender have the right to recall the securities early (ie before the scheduled return date)? [Yes/No]	Yes
If yes, in which circumstances?	At any time subject to giving notice.
Are there circumstances in which the borrower will not be required to return the securities on settlement? [Yes/No]	No
If yes, in which circumstances?	N/A