

Form 603Corporations Act 2001
Section 671B**Notice of initial substantial holder**

To: Company Name/Scheme BT Investment Management Ltd BTT.AX
ABN/ACN/ARSN 28 126 385 822

1. Details of substantial holder

Name Macquarie Group Limited ('MQG'); and
its controlled bodies corporate listed in Annexure A
(Macquarie Group Entities)
ABN/ACN/ARSN (if applicable) 122 169 279

The holder became a substantial holder on: 24 May 2017

2. Details of voting power

The total number of votes attached to all the voting shares in the company or voting interests in the scheme that the substantial holder or an associate (2) had a relevant interest (3) in on the date the substantial holder became a substantial holder are as follows:

Class of securities	Number of securities	Person's votes	Voting power
'FPO'	62,912,646	62,912,646	19.99%

3. Details of relevant interests

The nature of the relevant interest the substantial holder or an associate had in the following voting securities on the date the substantial holder became a substantial holder are as follows:

Holder of relevant interest	Nature of relevant interest	Number of securities	Class
MACQUARIE CAPITAL (AUSTRALIA) LIMITED	Pursuant to section 608 of the Corporations Act and the terms of an underwriting agreement dated 24 May 2017 with Westpac Banking Corporation (see Annexure C)	60,799,282	FPO
MACQUARIE INVESTMENT MANAGEMENT AUSTRALIA LTD	Pursuant to section 608 of the Corporations Act	1,652,351	FPO
MACQUARIE PRIVATE PORTFOLIO MANAGEMENT LIMITED	Pursuant to section 608 of the Corporations Act	238,395	FPO
MACQUARIE BANK LIMITED	Pursuant to section 608 of the Corporations Act	222,572	FPO
MACQUARIE LIFE LIMITED	Pursuant to section 608 of the Corporations Act	46	FPO

4. Details of present registered holders

The persons registered as holders of the securities referred to in paragraph 3 above are as follows:

Holder of relevant interest	Registered holder of securities	Person entitled to be registered as holder	Number of securities	Class
MACQUARIE CAPITAL (AUSTRALIA) LIMITED	Westpac Financial Services Group Limited	Westpac Financial Services Group Limited	60,799,282	FPO
MACQUARIE BANK LIMITED	MACQUARIE BANK LIMITED	MACQUARIE BANK LIMITED	222,572	FPO
MACQUARIE INVESTMENT MANAGEMENT AUSTRALIA LTD	Northern Trust Corporation (Singapore Branch)	Northern Trust Corporation (Singapore Branch)	974,639	FPO
	Bond Street Custodians Limited	Bond Street Custodians Limited	649,071	FPO
	National Nominees Limited	National Nominees Limited	28,641	FPO
MACQUARIE PRIVATE PORTFOLIO MANAGEMENT LIMITED	Bond Street Custodians Limited	Bond Street Custodians Limited	238,395	FPO
MACQUARIE LIFE LIMITED	Bond Street Custodians Limited	Bond Street Custodians Limited	46	FPO

5. Consideration

The consideration paid for each relevant interest referred to in paragraph 3 above, and acquired in the four months prior to the day that the substantial holder became a substantial holder is as follows:

Holder of relevant interest	Date of acquisition	Consideration	Number of securities	Class
See Annexure B				

6. Associates

The reasons the persons named in paragraph 3 above are associates of the substantial holder are as follows:

Name and ACN (if applicable)	Nature of association
Macquarie Group Limited & Macquarie Group Entities	Controlled Bodies Corporate

7. Addresses

The addresses of persons named in this form are as follows:

Name	Address
MACQUARIE GROUP LIMITED	Level 6, 50 Martin Place, Sydney, New South Wales, Australia 2000
MACQUARIE BANK LIMITED	Level 6, 50 Martin Place, Sydney, New South Wales, Australia 2000
MACQUARIE INVESTMENT MANAGEMENT AUSTRALIA LTD	Level 6, 50 Martin Place, Sydney, New South Wales, Australia 2000
MACQUARIE LIFE LIMITED	Level 6, 50 Martin Place, Sydney, New South Wales, Australia 2000
MACQUARIE CAPITAL (AUSTRALIA) LIMITED	Level 6, 50 Martin Place, Sydney, New South Wales, Australia 2000
MACQUARIE PRIVATE PORTFOLIO MANAGEMENT LIMITED	Level 6, 50 Martin Place, Sydney, New South Wales, Australia 2000

Signature

Print name Dennis Leong

Capacity Company Secretary

Sign here

Date 26 May 2017

ANNEXURE 'A'

This is the annexure marked 'A' of 15 pages referred to in the Notice of initial substantial holder.

Dennis Leong
Company Secretary, Macquarie Group Limited
26 May 2017

Controlled Bodies Corporate

ACN / Company No	Entity Name	Incorp Country
136 024 970	A.C.N. 136 024 970 PTY LTD	Australia
154 402 927	A.C.N. 154 402 927 Pty Ltd	Australia
153 275 677	ACN 153 275 677 Pty Ltd	Australia
	Advantage Funding Commercial Capital Corp.	United States
	Advantage Funding Leasing LLC	United States
	Advantage Funding Management Co., Inc.	United States
	Advantage Funding Receivables LLC	United States
	Advantage Funding Services LLC	United States
9783406	Aerospace Finance 6771 UK Limited	United Kingdom
09812041	Aerospace Finance 6816 UK Limited	United Kingdom
9819666	Aerospace Finance 6818 UK Limited	United Kingdom
081119477	ALLOCA (NO. 4) PTY. LIMITED	Australia
	Alster & Thames Partners (USA) LLC	United States
	Arbor Village Property Owner LLC	United States
20-3690322	AVENAL POWER CENTER, LLC	United States
	Battery Storage Holdings, LLC	United States
008604966	BELIKE NOMINEES PTY. LIMITED	Australia
	Bella Holdings LLC	United States
	Bella Property Owner LLC	United States
20-5600465	BIG SANDY CREEK WIND, LLC	United States
20-2937246	Blue Grass Abstract LLC	United States
46-5587770	Blueshine, LLC	United States
30-0746347	Boketo LLC	United States
008607065	BOND STREET CUSTODIANS LIMITED	Australia
008606924	BOND STREET INVESTMENTS PTY. LIMITED	Australia
004680004	BOSTON AUSTRALIA PTY LIMITED	Australia
005008702	BOSTON LEASING PTY. LIMITED	Australia
	Buckeye Campus Energy Holdings LLC	United States
	Buckeye Campus Energy LLC	United States
88217	Bunhill Investments Unlimited	Jersey
002865830	BUTTONWOOD NOMINEES PTY LIMITED	Australia
26-5600465	CANADIAN BREAKS LLC	United States
04800336	Capital Meters Holdings Limited	United Kingdom
04800317	Capital Meters Limited	United Kingdom
09908998	CHAPTRE Investments Limited	United Kingdom
06373185	Cheeryble Developments Limited	United Kingdom
46527C1/GBL	CHINA PROPERTY INVESTMENTS LIMITED	Mauritius
20-2937258	Closing Documentation Services, LLC	United States
	CMC Holdco Inc.	United States
	CMC Railroad, Inc.	United States
30-0791081	Colorado - PTH, LLC	United States
CER151028DM3	Comercializadora Energia de la Reforma S. de R.L. de C.V.	Mexico
	Commerce and Industry Brokerage Inc.	United States
	Connecticut Mystic Lien, LLC	United States
03241012	Corona Energy Limited	United Kingdom
03241002	Corona Energy Retail 1 Limited	United Kingdom
SC138299	Corona Energy Retail 2 Limited	United Kingdom
02746961	Corona Energy Retail 3 Limited	United Kingdom
02798334	Corona Energy Retail 4 Limited	United Kingdom
07545410	Corona Energy Retail 5 Limited	United Kingdom
02879748	Corona Gas Management Limited	United Kingdom
64075C1/GBL	DALIAN II HOLDING COMPANY LIMITED	Mauritius
10520639	Danube Investments Limited	United Kingdom
37-1737048	DC - PTH, LLC	United States
47-5449633	Delaware Asia Select Fund	United States
23-3061021	Delaware Capital Management	United States
27-1291359	Delaware Capital Management Advisers, Inc.	United States
23-2226487	Delaware Distributors, Inc.	United States
23-2791871	Delaware Distributors, L.P.	United States
46-4850078	Delaware Investments Advisers Partner, Inc.	United States
46-5321087	Delaware Investments Advisory Services	United States
N/A	Delaware Investments Corporate Bond Fund (UCITs)	Ireland

46-4639812	Delaware Investments Distribution Partner, Inc.	United States
46-1906107	Delaware Investments Fund Advisers	United States
46-5056965	Delaware Investments Fund Services Company	United States
	Delaware Investments Global Value Equity (UCITs)	Ireland
N/A	Delaware Investments Global Value Equity Fund (UCITs)	Ireland
13-3465352	Delaware Investments Management Company, LLC	United States
23-2859589	Delaware Management Company	United States
23-2601407	Delaware Management Trust Company	United States
27-2437046	Delaware Real Estate Absolute Return Partners, Inc.	United States
13-3465338	Delaware Service Company, Inc.	United States
81-2626999	Delaware Small Cap Growth Fund	United States
	DELTA1 FINANCE TRUST	Australia
008606871	DEXIN NOMINEES PTY. LIMITED	Australia
083 158 614	DIVCO 22 PTY LIMITED	Australia
	East Inwood Arbor, LLC	United States
094631964	EASTERN SEA TRADING PTY LIMITED	Australia
608 027 505	EDUWEST EQUITY HOLDING PTY LIMITED	Australia
608 027 434	EDUWEST PROJECT CO PTY LIMITED	Australia
608 027 596	EDUWEST PROJECT HOLDING COMPANY PTY LIMITED	Australia
127338827	ELAINE WINDFARM PTY LTD	Australia
	Electrodes Holdings, LLC	United States
069344001	ELISE NOMINEES PTY LIMITED	Australia
SC546822	Energetics Asset Management UK Limited	United Kingdom
SC234695	Energetics Design & Build Limited	United Kingdom
SC234694	Energetics Electricity Limited	United Kingdom
SC303150	Energetics Gas Limited	United Kingdom
SC455073	Energetics Holdco Limited	United Kingdom
SC455134	Energetics Midco Limited	United Kingdom
SC293480	Energetics Networked Energy Ltd.	United Kingdom
SC546714	Energetics Networks UK Limited	United Kingdom
SC455074	Energetics Topco Limited	United Kingdom
006435810	EQUITAS NOMINEES PTY. LIMITED	Australia
	ERC Holdco LLC	United States
079878783	EURO FIN CO PTY LTD	Australia
20-5600465	FAS 1 LLC	United States
137357	FINCH SECURITIES LIMITED	Cayman Islands
12-377-980/0001-25	FIP Gestora de Recursos Ltda.	Brazil
80-0940702	FL - PTH 1, LLC	United States
36-4767568	FL - PTH 10, LLC	United States
90-1004919	FL - PTH 2, LLC	United States
61-1718024	FL - PTH 3, LLC	United States
80-0941771	FL - PTH 4, LLC	United States
90-1005859	FL - PTH 5, LLC	United States
80-0942248	FL - PTH 6, LLC	United States
90-1006383	FL - PTH 7, LLC	United States
80-0942772	FL - PTH 8, LLC	United States
80-0943053	FL - PTH 9, LLC	United States
46-2260160	Florida Coral Lien Investments, LLC	United States
61-1577729	Florida Dundee Lien Investments, LLC	United States
95-4881110	Four Corners Capital Management, LLC	United States
	Fox-Pitt Kelton Cochran Caronia Waller (USA) LLC	United States
06-1058201	Fox-Pitt Kelton Cochran Caronia Waller LLC	United States
01601171	Fox-Pitt, Kelton Limited	United Kingdom
32157	Fox-Pitt, Kelton N.V.	Curaçao
99228	FPK Capital I CIP GP Limited	Jersey
20-5600465	Fremantle Energy Holdings, LLC	United States
20-5600465	Fremantle Energy, LLC	United States
20-2384759	Fremantle Wind Holdings Inc.	United States
9699834	Fulfilment Services Limited	United Kingdom
106204862	FUNDCORP PTY LIMITED	Australia
30-0790149	GA - PTH, LLC	United States
054001400	GATESUN PTY. LIMITED	Australia
570800	GGB inBalans Investco Ireland GP Limited	Ireland
009642942	GILLMAN PTY. LIMITED	Australia
MC143292	GLOBAL STAR GP LTD	Cayman Islands
0110-03-004802	GODO KAISHA ALPHA MEGA SOLAR PROJECT NO. 1	Japan
0110-03-004888	GODO KAISHA ALPHA MEGA SOLAR PROJECT NO. 2	Japan
05481707	Goonzaran Bluebell Funding Limited	United Kingdom
05473771	Goonzaran Bluebell Leasing Limited	United Kingdom
	Harrison Leasing Corporation	United States
415492	HBEAR CO. NO.1 LIMITED (in voluntary liquidation)	Ireland
125438600	HENDERSON WA PTY LIMITED	Australia
not registered	HENDERSON WA TRUST	Australia
559017	Hermes Infrastructure Investco Ireland GP Limited	Ireland
	High Lonesome Holdings LLC	United States
20-5600465	High Lonesome Wind, LLC	United States

104173891	HUB X PTY LIMITED	Australia
	Hybrid-Electric Building Technologies Irvine 1, LLC	United States
	Hybrid-Electric Building Technologies Irvine 2, LLC	United States
	Hybrid-Electric Building Technologies West Los Angeles 1, LLC	United States
	Hybrid-Electric Building Technologies West Los Angeles 2, LLC	United States
97666	Hydra Investments 2007 Limited	Jersey
002757020	IDAMENEO (NO. 79) NOMINEES PTY. LIMITED	Australia
46-1490923	Illinois Salt Fox Investments, LLC	United States
20-2937198	Indiana TLP, LLC	United States
	Integra Springs Property Owner LLC	United States
CR-113608	Jackson Leasing Limited	Cayman Islands
0100-02-036303	JIG HOLDINGS LIMITED	Japan
611 447 628	JURIS PARTNERSHIP MCHPL EQUITY HOLDING COMPANY PTY LTD	Australia
609 122 901	JURIS PARTNERSHIP MCHPL PROJECT CO PTY LTD	Australia
609 115 997	JURIS PARTNERSHIP MCHPL PROJECT HOLDING COMPANY PTY LTD	Australia
464138	Juuichi Limited (in voluntary liquidation)	Ireland
CR-113609	Kearny Leasing Limited	Cayman Islands
20-5913622	Keba Energy LLC	United States
09541115	Kingswood Mortgages 2015-1 Holdings Limited	United Kingdom
09541195	Kingswood Mortgages 2015-1 PLC	United Kingdom
603561360	KUBIO GROUP PTY LTD	Australia
56649800	L2 B.V.	Netherlands
FC032012	L2 B.V. (UK Branch)	United Kingdom
140 135 379	LAKE GEORGE WIND FARM DEVELOPMENTS PTY LTD	Australia
08763016	Lakehouse Mortgages Limited	United Kingdom
617 886 567	LAL LAL WIND FARMS ASSET CO PTY LIMITED	Australia
617 886 567	Lal Lal Wind Farms Asset Trust	Australia
617 896 125	LAL LAL WIND FARMS FIN CO PTY LIMITED	Australia
617 788 217	Lal Lal Wind Farms Hold Trust	Australia
617 788 217	LAL LAL WIND FARMS HOLDINGS PTY LIMITED	Australia
615861259	LAL LAL WIND FARMS PTY LIMITED	Australia
617025573	LAWSON CROP AUSTRALIA PTY LIMITED	Australia
8272295	Levantera Developments Limited	United Kingdom
	Liberty Green Renewables Indiana, LLC	United States
20-2937206	Lien Data Services, LLC	United States
HRB80214	Lightning Bolt Germany GmbH (in liquidation)	Germany
	Long Beach Airport Hangar Owner LLC	United States
	M Acquisition Company II LLC	United States
	MAC FUND ONE TRUST	Australia
198500776M	MACQUARIE (ASIA) PTE LTD.	Singapore
27230949	MACQUARIE (ASIA) PTE LTD. TAIWAN BRANCH	Taiwan
51983	Macquarie (Bermuda) Limited	Bermuda
132 864 950	MACQUARIE (CIS) HOLDINGS PTY LTD	Australia
200228	MACQUARIE (HK) FINANCIAL SERVICES LIMITED	Hong Kong
0100-01-068766	MACQUARIE (JAPAN) LIMITED	Japan
SC280388	Macquarie (Scotland) GP Limited	United Kingdom
06287793	Macquarie (UK) Group Services Limited	United Kingdom
46-3119820	Macquarie Absolute Return Real Estate Fund (Master), Ltd.	United States
008594885	MACQUARIE ACCEPTANCES PTY LIMITED	Australia
095180788	MACQUARIE ADMIN SERVICES PTY LIMITED	Australia
WK-211745	Macquarie Advanced Investment Partners G.P. Ltd.	Cayman Islands
486592	Macquarie Aerospace AF (Ireland) Limited	Ireland
WK-228185	Macquarie Aerospace Finance 39414-1 Limited	Cayman Islands
BR018331	Macquarie Aerospace Finance 39414-1 Limited, UK Branch	United Kingdom
07575063	Macquarie Aerospace Finance 39414-2 Limited	United Kingdom
556860-1602	Macquarie Aerospace Finance 39425 AB	Sweden
997 538 161 MVA	Macquarie Aerospace Finance 39429 AS	Norway
IT-298288	Macquarie Aerospace Finance 39429 Limited	Cayman Islands
BR018337	Macquarie Aerospace Finance 39429 Limited, UK Branch	United Kingdom
537804	Macquarie Aerospace Finance 39437 Limited	Ireland
WK-285119	Macquarie Aerospace Finance 39438 Limited	Cayman Islands
WK-286855	Macquarie Aerospace Finance 39440 Limited	Cayman Islands
571997	Macquarie Aerospace Finance 39442 Limited	Ireland
571998	Macquarie Aerospace Finance 40967 Limited	Ireland
7695532	Macquarie Aerospace Finance 4257-2 Limited	United Kingdom
996 790 827	Macquarie Aerospace Finance 4720 AS	Norway
498271	Macquarie Aerospace Finance 4720-1 Limited	Ireland
498680	Macquarie Aerospace Finance 4720-2 Limited	Ireland
BR018338	Macquarie Aerospace Finance 4720-2 Limited, UK Branch	United Kingdom
504303	Macquarie Aerospace Finance 5027 Limited	Ireland
504304	Macquarie Aerospace Finance 5090 Limited	Ireland
508880	Macquarie Aerospace Finance 5092 Limited	Ireland
266822	Macquarie Aerospace Finance 5178 Limited	Cayman Islands
BR018323	Macquarie Aerospace Finance 5178 Limited, UK Branch	United Kingdom
517127	Macquarie Aerospace Finance 5315 Limited	Ireland
BR018350	Macquarie Aerospace Finance 5315 Limited, UK Branch	United Kingdom

516215	Macquarie Aerospace Finance 5403 Limited	Ireland
7802517	Macquarie Aerospace Finance 5433 Limited	United Kingdom
516216	Macquarie Aerospace Finance 5466 Limited	Ireland
782521	Macquarie Aerospace Finance 5482-2 Limited	United Kingdom
527101	Macquarie Aerospace Finance 5673 Limited	Ireland
BR018349	Macquarie Aerospace Finance 5673 Limited, UK Branch	United Kingdom
WK-27905	Macquarie Aerospace Finance 5742 Limited	Cayman Islands
BR018342	Macquarie Aerospace Finance 5742 Limited, UK Branch	United Kingdom
999184650 MVA	Macquarie Aerospace Finance 5773 AS	Norway
WK-280125	Macquarie Aerospace Finance 5773 Limited	Cayman Islands
BR018339	Macquarie Aerospace Finance 5773 Limited, UK Branch	United Kingdom
533279	Macquarie Aerospace Finance 5822-1 Limited	Ireland
WK-281265	Macquarie Aerospace Finance 5822-2 Limited	Cayman Islands
BR018332	Macquarie Aerospace Finance 5822-2 Limited, UK Branch	United Kingdom
912 510 352 MVA	Macquarie Aerospace Finance 5844 AS	Norway
WK-281267	Macquarie Aerospace Finance 5844 Limited	Cayman Islands
BR018346	Macquarie Aerospace Finance 5844 Limited, UK Branch	United Kingdom
WK-281268	Macquarie Aerospace Finance 5857-1 Limited	Cayman Islands
BR018345	Macquarie Aerospace Finance 5857-1 Limited, UK Branch	United Kingdom
8705337	Macquarie Aerospace Finance 5857-2 Limited	United Kingdom
WK-281249	Macquarie Aerospace Finance 5892-1 Limited	Cayman Islands
BR018335	Macquarie Aerospace Finance 5892-1 Limited, UK Branch	United Kingdom
8704469	Macquarie Aerospace Finance 5892-2 Limited	United Kingdom
WK-281316	Macquarie Aerospace Finance 5951-1 Limited	Cayman Islands
BR018340	Macquarie Aerospace Finance 5951-1 Limited, UK Branch	United Kingdom
8705352	Macquarie Aerospace Finance 5951-2 Limited	United Kingdom
WK-281315	Macquarie Aerospace Finance 5979-1 Limited	Cayman Islands
BR018324	Macquarie Aerospace Finance 5979-1 Limited, UK Branch	United Kingdom
8704473	Macquarie Aerospace Finance 5979-2 Limited	United Kingdom
WK-285115	Macquarie Aerospace Finance 5996 Limited	Cayman Islands
539973	Macquarie Aerospace Finance 6025-1 Limited	Ireland
WK-285274	Macquarie Aerospace Finance 6025-2 Limited	Cayman Islands
BR018348	Macquarie Aerospace Finance 6025-2 Limited, UK Branch	United Kingdom
539286	Macquarie Aerospace Finance 6039/6535 Limited	Ireland
BR018341	Macquarie Aerospace Finance 6039/6535 Limited, UK Branch	United Kingdom
541007	Macquarie Aerospace Finance 6045 Limited	Ireland
BR018347	Macquarie Aerospace Finance 6045 Limited, UK Branch	United Kingdom
541008	Macquarie Aerospace Finance 6079 Limited	Ireland
BR018330	Macquarie Aerospace Finance 6079 Limited, UK Branch	United Kingdom
541009	Macquarie Aerospace Finance 6081 Limited	Ireland
BR018321	Macquarie Aerospace Finance 6081 Limited, UK Branch	United Kingdom
WK-285849	Macquarie Aerospace Finance 6113-1 Limited	Cayman Islands
BR018353	Macquarie Aerospace Finance 6113-1 Limited, UK Branch	United Kingdom
8934030	Macquarie Aerospace Finance 6113-2 Limited	United Kingdom
WK-285848	Macquarie Aerospace Finance 6140-1 Limited	Cayman Islands
BR018334	Macquarie Aerospace Finance 6140-1 Limited, UK Branch	United Kingdom
8934031	Macquarie Aerospace Finance 6140-2 Limited	United Kingdom
547276	Macquarie Aerospace Finance 6220 Limited	Ireland
290012	Macquarie Aerospace Finance 6242 Limited	Cayman Islands
BR018343	Macquarie Aerospace Finance 6242 Limited, UK Branch	United Kingdom
291538	Macquarie Aerospace Finance 6254-1 Limited	Cayman Islands
BR018352	Macquarie Aerospace Finance 6254-1 Limited, UK Branch	United Kingdom
9210708	Macquarie Aerospace Finance 6254-2 Limited	United Kingdom
IT-291873	Macquarie Aerospace Finance 6288 Limited	Cayman Islands
913 285 700 MVA	Macquarie Aerospace Finance 6320 AS	Norway
IT-292643	Macquarie Aerospace Finance 6320 Limited	Cayman Islands
BR018326	Macquarie Aerospace Finance 6320 Limited, UK Branch	United Kingdom
IT-291847	Macquarie Aerospace Finance 6321 Limited	Cayman Islands
914599474	Macquarie Aerospace Finance 6422 AS	Norway
IT-294038	Macquarie Aerospace Finance 6422 Limited	Cayman Islands
BR018327	Macquarie Aerospace Finance 6422 Limited, UK Branch	United Kingdom
WK-269465	Macquarie Aerospace Finance Limited	Cayman Islands
BR018366	Macquarie Aerospace Finance Limited, UK Branch	United Kingdom
9458807	Macquarie Aerospace Finance UK Limited	United Kingdom
	Macquarie Aerospace Finance US Holdings LLC	United States
	Macquarie Aerospace Finance US LLC	United States
9457141	Macquarie Aerospace Holdings UK Limited	United Kingdom
27-2669479	Macquarie Aerospace Inc.	United States
06863307	Macquarie Aerospace Investments Limited	United Kingdom
484423	Macquarie Aerospace Ireland Limited	Ireland
44138	MACQUARIE AEROSPACE LIMITED	Bermuda
906393	Macquarie Aerospace Limited, Dublin Branch	Ireland
27-1564084	Macquarie Affiliated Managers (USA) Inc.	United States
26-2103542	Macquarie Affiliated Managers Holdings (USA) Inc.	United States
2000/001243/07	MACQUARIE AFRICA PROPRIETARY LIMITED	South Africa
122169368	MACQUARIE AGRICULTURAL FUNDS MANAGEMENT LTD	Australia

611566217	MACQUARIE AGRICULTURAL FUNDS MANAGEMENT NO.2 PTY LIMITED	Australia
116381634	MACQUARIE AGRICULTURAL SERVICES PTY LIMITED	Australia
Not Registered	Macquarie Agriculture Trust 1	Australia
Not registered	Macquarie Agriculture Trust 2	Australia
429567	Macquarie Aircraft Leasing Holdings (2) Limited	Ireland
139 633 015	MACQUARIE AIRCRAFT LEASING HOLDINGS PTY LIMITED	Australia
426824	Macquarie Aircraft Leasing Limited	Ireland
139 654 407	MACQUARIE AIRCRAFT LEASING PTY LIMITED	Australia
130 643 319	MACQUARIE AIRCRAFT LEASING SERVICES (AUSTRALIA) PTY LTD	Australia
429566	Macquarie Aircraft Leasing Services (Ireland) Limited	Ireland
200917376C	Macquarie Aircraft Leasing Services (Singapore) Pte. Ltd.	Singapore
5988531	Macquarie Aircraft Leasing Services (UK) Limited	United Kingdom
	Macquarie Aircraft Leasing Services (US), Inc.	United States
	MACQUARIE AIRCRAFT LEASING TRUST A	Australia
464499	Macquarie AirFinance Acquisitions (Ireland) Limited	Ireland
LL09680	Macquarie AirFinance Acquisitions (Labuan) Limited	Malaysia
6767724	Macquarie AirFinance Acquisitions (UK) Limited	United Kingdom
41370	Macquarie AirFinance Acquisitions Holdings Ltd.	Bermuda
905882	Macquarie AirFinance Acquisitions Holdings Ltd., Dublin Branch	Ireland
41289	Macquarie AirFinance Acquisitions Limited	Bermuda
905881	Macquarie AirFinance Acquisitions Limited, Dublin Branch	Ireland
41212.0	Macquarie AirFinance Aruba A.V.V.	Aruba
435319	Macquarie AirFinance Holdings Limited	Ireland
40863	Macquarie AirFinance International Group Limited	Bermuda
905883	Macquarie AirFinance International Group Limited, Dublin Branch	Ireland
40569	Macquarie AirFinance International Limited	Bermuda
905879	Macquarie AirFinance International Limited, Dublin Branch	Ireland
38946	Macquarie AirFinance Ltd.	Bermuda
905984	Macquarie AirFinance Ltd., Dublin Branch	Ireland
40673	Macquarie AirFinance Warehouse (No. 1) Limited	Bermuda
905844	Macquarie AirFinance Warehouse (No. 1) Limited, Dublin Branch	Ireland
26-2103542	Macquarie Allegiance Capital, LLC	United States
37-1740746	Macquarie Alpine Inc.	United States
103237181	MACQUARIE ALTERNATIVE ASSETS MANAGEMENT LIMITED	Australia
26-3816229	Macquarie Alternative Strategies	United States
617817893	Macquarie Amadeus Pty Limited	Australia
	Macquarie AMC Investment REIT LLC	United States
26-3769039	Macquarie America Holdings Inc.	United States
26-3771444	Macquarie America Services Inc.	United States
13-4184042	MACQUARIE AMERICAS CORP.	United States
124071414	MACQUARIE AMERICAS HOLDINGS PTY LTD	Australia
289176	Macquarie Asia Infrastructure Management Limited	Cayman Islands
MC-25427	Macquarie Asia Pacific Private Equity Offshore Fund, L.P.	Cayman Islands
313050	Macquarie Asia Specialized Asset Management I Limited	Cayman Islands
41-2183382	Macquarie Asset Advisers	United States
8253772	Macquarie Asset Finance Holdings Limited	United Kingdom
0100-01-107687	MACQUARIE ASSET FINANCE JAPAN LIMITED	Japan
57952C1/GBL	MACQUARIE ASSET FINANCE MAURITIUS LTD	Mauritius
064219601	MACQUARIE ASSET FINANCE PTY LIMITED	Australia
7815862	Macquarie Asset Leasing (UK) Limited	United Kingdom
26-3263254	MACQUARIE ASSET MANAGEMENT INC.	United States
0100-01-156193	MACQUARIE ASSET MANAGEMENT JAPAN CO., LTD.	Japan
001263583	MACQUARIE ASSET MANAGEMENT PTY LIMITED	Australia
000736210	MACQUARIE AUSTRALIA PTY LIMITED	Australia
074453286	MACQUARIE AUSTRALIA SECURITIES PTY LIMITED	Australia
077595012	MACQUARIE AUSTRALIAN INFRASTRUCTURE MANAGEMENT 1 LIMITED	Australia
131476910	MACQUARIE AUSTRALIAN INFRASTRUCTURE MANAGEMENT 2 LIMITED	Australia
121836191	MACQUARIE AVENIR NO. 1 PTY LIMITED	Australia
121836235	MACQUARIE AVENIR NO. 2 PTY LIMITED	Australia
368579	MACQUARIE AVIATION CAPITAL FINANCE LIMITED	Ireland
368589	Macquarie Aviation Capital Group Unlimited Company (in voluntary liquidation)	Ireland
124071432	MACQUARIE B.H. PTY LTD	Australia
06309906	Macquarie Bank International Limited	United Kingdom
HRB 189708	Macquarie Bank International Limited, Niederlassung Deutschland	Germany
FN 331748 s	Macquarie Bank International Limited, Vienna Branch	Austria
008583542	MACQUARIE BANK LIMITED	Australia
1045	Macquarie Bank Limited (DIFC Recognised Company)	United Arab Emirates
F18649	MACQUARIE BANK LIMITED (HONG KONG BRANCH)	Hong Kong
FC018220	Macquarie Bank Limited (London Branch)	United Kingdom
104-84-07697	MACQUARIE BANK LIMITED (SEOUL BRANCH)	Korea, Republic of
T11FC0018C	MACQUARIE BANK LIMITED SINGAPORE BRANCH	Singapore
90-0899142	Macquarie Basin Leasing LLC	United States
R.P.M. 892390892	Macquarie Belgium TCG SPRL	Belgium
HRA 43920	MACQUARIE BETEILIGUNGSPORTFOLIO NR. 4 GMBH & CO. KG	Germany
HRB 232767	Macquarie Beteiligungstreuhand GmbH	Germany

CNPJ03.516.449/0001	MACQUARIE BRASIL PARTICIPACOES LTDA	Brazil
109649292	MACQUARIE BUSINESS SOLUTIONS PTY LIMITED	Australia
	Macquarie CAF Holdings Inc.	United States
	Macquarie CAF LLC	United States
	Macquarie CAF Management LLC	United States
13-4055193	Macquarie CAF RE Holdings, Inc.	United States
798792-7	Macquarie Canada Inventory Holdings Limited	Canada
839742-2	Macquarie Canada MPIP GP Ltd.	Canada
839745-7	Macquarie Canada MPIP LP Ltd.	Canada
683412-4	Macquarie Canada Services Ltd.	Canada
6489800	Macquarie Canadian Investment Holdings Ltd.	Canada
123199548	MACQUARIE CAPITAL (AUSTRALIA) LIMITED	Australia
03704031	Macquarie Capital (Europe) Limited	United Kingdom
34297902	Macquarie Capital (Europe) Limited, Amsterdam Branch	Netherlands
905963	Macquarie Capital (Europe) Limited, Dublin Branch	Ireland
N/A	Macquarie Capital (Europe) Limited, Geneva Representative Office	Switzerland
HRB 82506	Macquarie Capital (Europe) Limited, Niederlassung Deutschland	Germany
611405	MACQUARIE CAPITAL (HONG KONG) LIMITED	Hong Kong
104-81-64533	MACQUARIE CAPITAL (KOREA) LIMITED	Korea, Republic of
1952567	MACQUARIE CAPITAL (NEW ZEALAND) LIMITED	New Zealand
199704430K	MACQUARIE CAPITAL (SINGAPORE) PTE. LIMITED	Singapore
98-0141094	MACQUARIE CAPITAL (USA) INC	United States
002149053	Macquarie Capital Acquisitions (Canada) Ltd.	Canada
716740-7	Macquarie Capital Acquisitions (Canada) No.2 Ltd	Canada
130 342 915	MACQUARIE CAPITAL ADVISERS CRE PTY LTD	Australia
137760822	MACQUARIE CAPITAL ARGENTINA PTY LTD	Australia
905313-1	Macquarie Capital Development Canada Ltd.	Canada
127829458	MACQUARIE CAPITAL FINANCE (AUSTRALIA) PTY LTD	Australia
133 664 632	MACQUARIE CAPITAL FINANCE HOLDINGS (AUSTRALIA) PTY LIMITED	Australia
110605724	MACQUARIE CAPITAL FUNDING (LP) PTY LIMITED	Australia
13-3789912	Macquarie Capital Funding LLC	United States
002149050	Macquarie Capital Holdings (Canada) Ltd.	Canada
0687	Macquarie Capital Holdings (Dubai) Limited (in members' voluntary liquidation)	United Arab Emirates
43-2082900	Macquarie Capital Investment Management LLC	United States
135973	MACQUARIE CAPITAL LIMITED	Hong Kong
110-84-02227	MACQUARIE CAPITAL LIMITED (SEOUL BRANCH)	Korea, Republic of
89407381	Macquarie Capital Limited, Taiwan Securities Branch	Taiwan
565608	Macquarie Capital Markets Canada Ltd./Marchés Financiers Macquarie Canada Ltée.	Canada
1079073	Macquarie Capital Markets North America Ltd./Marchés Financiers Macquarie Amérique Du Nord Ltée.	Canada
611836812	MACQUARIE CAPITAL PARTNERS MANAGEMENT PTY LIMITED	Australia
803092-8	Macquarie Capital Principal Holdings Canada Ltd	Canada
U65920MH1995PTC090696	Macquarie Capital Securities (India) Private Limited	India
MC-134609	MACQUARIE CAPITAL SECURITIES (JAPAN) LIMITED	Cayman Islands
0100-03-012063	MACQUARIE CAPITAL SECURITIES (JAPAN) LIMITED (TOKYO BRANCH)	Japan
463469-W	MACQUARIE CAPITAL SECURITIES (MALAYSIA) SDN. BHD.	Malaysia
15184/2070C1/GBL	MACQUARIE CAPITAL SECURITIES (MAURITIUS) LIMITED	Mauritius
180496	Macquarie Capital Securities (Philippines) Inc.	Philippines
198702912C	MACQUARIE CAPITAL SECURITIES (SINGAPORE) PTE. LIMITED	Singapore
2003/014483/07	Macquarie Capital South Africa Proprietary Limited	South Africa
13-3789912	Macquarie Capital US Acquisitions LLC	United States
133 001 359	MACQUARIE CAPITAL WIND MANAGEMENT PTY LTD	Australia
169009	MACQUARIE CAYMAN HOLDINGS 2 CO.	Cayman Islands
168347	MACQUARIE CAYMAN HOLDINGS CO	Cayman Islands
124022126	MACQUARIE CHEONGNA INVESTMENT PTY LTD	Australia
50019	Macquarie China Logistics Fund Limited	Bermuda
1660458	Macquarie China Logistics Management Limited	Hong Kong
201016397N	MACQUARIE COMMODITIES (SINGAPORE) PTE. LIMITED	Singapore
SP.688/AsingP3A PDN.2/9/2010	MACQUARIE COMMODITIES (SINGAPORE) PTE. LIMITED, Indonesia Rep. Office	Indonesia
05259474	Macquarie Commodities (UK) Limited	United Kingdom
26-0555065	MACQUARIE COMMODITIES (USA) INC	United States
15.246.175/0001-50	Macquarie Commodities Brasil S/A	Brazil
06863247	Macquarie Commodities Factoring Holdings (UK) Limited	United Kingdom
20-5913559	MACQUARIE COMMODITIES FACTORING LLC	United States
05259503	Macquarie Commodities Finance (UK) Limited	United Kingdom
20-5913559	MACQUARIE COMMODITIES HOLDINGS (USA) LLC	United States
913100003017346652	MACQUARIE COMMODITIES TRADING (SHANGHAI) CO, LTD	China
91310000342091408Y	Macquarie Commodities Trading (Shanghai) Co, Ltd First Branch	China
201711753C	MACQUARIE COMMODITIES TRADING (SINGAPORE) PTE. LIMITED	Singapore
51-0566317	MACQUARIE COMMODITIES TRADING INC.	United States
	Macquarie Commodities Trading US, LLC	United States
200813631K	MACQUARIE COMMODITY MARKETS (SINGAPORE) PTE. LIMITED	Singapore
4752472	Macquarie Corona Energy Holdings Limited	United Kingdom

368580	Macquarie Corporate and Asset Finance (Ireland) Limited (in voluntary liquidation)	Ireland
006198910	MACQUARIE CORPORATE AND ASSET FINANCE LIMITED	Australia
26-3769367	MACQUARIE CORPORATE AND ASSET FUNDING INC.	United States
008606862	MACQUARIE CORPORATE FINANCE HOLDINGS PTY LTD	Australia
008595426	MACQUARIE CORPORATE FINANCE LIMITED	Australia
HRB52973	MACQUARIE CORPORATE FINANCE LIMITED NIEDERLASSUNG DEUTSCHLAND	Germany
096705109	MACQUARIE CORPORATE HOLDINGS PTY LIMITED	Australia
FC027878	Macquarie Corporate Holdings Pty Limited (UK Branch)	United Kingdom
123199253	MACQUARIE CORPORATE INTERNATIONAL HOLDINGS PTY LIMITED	Australia
20-1536178	MACQUARIE COTTON INTERNATIONAL INC	United States
90-0797831	Macquarie Credit Investment Management Inc.	United States
MC-266242	MACQUARIE CREDIT NEXUS FUND LIMITED	Cayman Islands
MC-266243	MACQUARIE CREDIT NEXUS MASTER FUND LIMITED	Cayman Islands
27-2279644	Macquarie Crop Partners GP, LLC	United States
132821580	MACQUARIE DELTA1 FINANCE SERVICES PTY LIMITED	Australia
29318190	Macquarie Denmark Limited A/S	Denmark
102607616	MACQUARIE DEVELOPMENT CAPITAL II PTY LIMITED	Australia
134474712	MACQUARIE DEVELOPMENT CAPITAL MANAGEMENT PTY LIMITED	Australia
008607083	MACQUARIE DIRECT INVESTMENT PTY LIMITED	Australia
20.3.0.31.542-6	Macquarie Distribution Finance Ltd.	Switzerland
114099795	MACQUARIE DIVERSIFIED ASSET ADVISORY PTY LIMITED	Australia
20-5962618	MACQUARIE DYNAMIC MANAGEMENT (USA) INC	United States
363806	MACQUARIE ELECTRONICS LIMITED (in voluntary liquidation)	Ireland
363803	MACQUARIE ELECTRONICS REMARKETING LIMITED (in voluntary liquidation)	Ireland
54-2077555	MACQUARIE ELECTRONICS USA INC	United States
200408424K	MACQUARIE EMERGING MARKETS ASIAN TRADING PTE. LIMITED	Singapore
F18440	MACQUARIE EMERGING MARKETS ASIAN TRADING PTE. LIMITED (HONG KONG BRANCH)	Hong Kong
143365673	Macquarie Emerging Markets Investments Pty Ltd	Australia
127185719	MACQUARIE EMG HOLDINGS PTY LIMITED	Australia
22.084.882/0001-53	Macquarie Energia Brasil Comercializadora Ltda.	Brazil
CNPJ 19.641.624/0001-16	Macquarie Energia Brasil Ltda.	Brazil
6643795	Macquarie Energy Canada Ltd.	Canada
664374-4	Macquarie Energy Holdings Canada Ltd.	Canada
122300592	MACQUARIE ENERGY HOLDINGS PTY LTD	Australia
8253776	Macquarie Energy Leasing Limited	United Kingdom
93-1043421	Macquarie Energy LLC	United States
MGS141223CE7	Macquarie Energy Mexico, S. de R.L. de C.V.	Mexico
20-3690322	Macquarie Energy North America Investments, LLC	United States
20-3690322	MACQUARIE ENERGY NORTH AMERICA TRADING INC.	United States
	Macquarie Equipment Capital Inc.	United States
935411-5	Macquarie Equipment Finance (Canada) Limited	Canada
8253764	Macquarie Equipment Finance (UK) Limited	United Kingdom
421234	Macquarie Equipment Finance Designated Activity Company	Ireland
262381	MACQUARIE EQUIPMENT FINANCE LIMITED	New Zealand
605377-7	Macquarie Equipment Finance Ltd./Macquarie Financement d'Équipement Ltée.	Canada
475730	Macquarie Equipment Finance Services Limited	Ireland
468487	Macquarie Equipment Funding Limited	Ireland
459515-H	MACQUARIE EQUIPMENT LEASING SDN. BHD.	Malaysia
112079268	MACQUARIE EQUIPMENT RENTALS PTY LIMITED	Australia
063906392	MACQUARIE EQUITIES (US) HOLDINGS PTY. LIMITED	Australia
002574923	MACQUARIE EQUITIES LIMITED	Australia
2006/000899/07	Macquarie Equities South Africa Proprietary Limited	South Africa
001374572	MACQUARIE EQUITY CAPITAL MARKETS PTY LIMITED	Australia
7713808	Macquarie Euro Limited	United Kingdom
114801464	MACQUARIE EUROPEAN FINANCIAL INVESTMENTS PTY LTD	Australia
078771123	MACQUARIE EUROPEAN HOLDINGS PTY LIMITED	Australia
F15820	MACQUARIE EUROPEAN HOLDINGS PTY LIMITED (HONG KONG)	Hong Kong
06146573	Macquarie European Investment Holdings Limited	United Kingdom
8253782	Macquarie European Rail Limited	United Kingdom
B172.199	Macquarie European Rail Limited (Luxembourg Branch)	Luxembourg
	Macquarie Executive Holdings LLC	United States
06863285	Macquarie Factoring (UK) Limited	United Kingdom
116582524	MACQUARIE FARM ASSETS AND RESOURCES MANAGEMENT PTY	Australia
122169304	MACQUARIE FARM SERVICES PTY LIMITED	Australia
13-3789912	Macquarie Fastracks Holdings LLC	United States
26-2864605	Macquarie FG Holdings Inc.	United States
6855383	Macquarie FICC (UK) Limited	United Kingdom
	Macquarie FICC Holdings USA Inc.	United States
132 573 436	MACQUARIE FIEX INVESTMENT PTY LIMITED	Australia
U65999MH2009PTC190863	MACQUARIE FINANCE (INDIA) PRIVATE LIMITED	India
118817440	MACQUARIE FINANCE HOLDINGS LIMITED	Australia
106-81-94256	MACQUARIE FINANCE KOREA CO., LTD.	Korea, Republic of

001214964	MACQUARIE FINANCE LIMITED	Australia
13-3789912	Macquarie Financial Holdings (USA) LLC	United States
124071398	MACQUARIE FINANCIAL HOLDINGS PTY LIMITED	Australia
F15819	MACQUARIE FINANCIAL HOLDINGS PTY LIMITED (HONG KONG BRANCH)	Hong Kong
4228146	Macquarie Financial Ltd./Financiere Macquarie Ltee.	Canada
095135694	MACQUARIE FINANCIAL PRODUCTS MANAGEMENT LIMITED	Australia
200800950C	MACQUARIE FINANCIAL SERVICES (ASIA) PTE. LIMITED (in liquidation wef 29 Sep 2015)	Singapore
128948498	MACQUARIE FINANCIAL SERVICES HOLDINGS PTY LIMITED	Australia
2007/030612/07	Macquarie Financial Trustees Proprietary Limited	South Africa
HRB 98935	Macquarie Fonds GmbH	Germany
HRB 99628	Macquarie Fondsmanagement GmbH	Germany
093752946	MACQUARIE FORESTRY SERVICES PTY LIMITED	Australia
52230658	Macquarie Formosa 1 Co., Ltd.	Taiwan
481 104 479 R.C.S. Paris	Macquarie France SARL	France
127735960	Macquarie Fund Advisers Pty Limited	Australia
983572-5	Macquarie Funding 1 Ltd.	Canada
983577-6	Macquarie Funding 2 Ltd.	Canada
983582-2	Macquarie Funding 3 Ltd.	Canada
657826-8	Macquarie Funding Holdings Canada Ltd.	Canada
20-5913559	MACQUARIE FUNDING HOLDINGS LLC	United States
6581935	Macquarie Funding Inc.	Canada
LP00000352	MACQUARIE FUNDING LIMITED PARTNERSHIP	Australia
	Macquarie Funding LLC	United States
	Macquarie Funding USA Inc.	United States
20-3783039	MACQUARIE FUNDS MANAGEMENT (USA) INC.	United States
093177407	MACQUARIE FUNDS MANAGEMENT HOLDINGS PTY LIMITED	Australia
724745	MACQUARIE FUNDS MANAGEMENT HONG KONG LIMITED	Hong Kong
006880217	MACQUARIE FUNDS MANAGEMENT PTY LIMITED (IN DEREGISTRATION)	Australia
170076	MACQUARIE FUTURES & OPTIONS (HONG KONG) LIMITED	Hong Kong
20-4193486	Macquarie Futures USA LLC	United States
137072112	MACQUARIE FX INVESTMENTS PTY LTD	Australia
128219330	MACQUARIE GCUH HOLDINGS PTY LIMITED	Australia
HRB 82733	Macquarie Germany Holdings GmbH	Germany
091487384	Macquarie Global Bond Fund	Australia
068897C1/GBL	MACQUARIE GLOBAL FINANCE SERVICES (MAURITIUS) LIMITED	Mauritius
05259497	Macquarie Global Investments (UK) Limited	United Kingdom
194165	MACQUARIE GLOBAL OPPORTUNITIES PARTNERS GP LTD	Cayman Islands
131661697	MACQUARIE GLOBAL OPPORTUNITIES PARTNERS INVESTMENT PTY	Australia
20-8983535	Macquarie Global Opportunities Partners LLC	United States
	Macquarie Global Services (USA) LLC	United States
U93090DL2007FTC199006	MACQUARIE GLOBAL SERVICES PRIVATE LIMITED	India
05488013	Macquarie GP Limited	United Kingdom
05718600	Macquarie GP2 Limited	United Kingdom
1396768	Macquarie Greater China Infrastructure Advisory Limited	Hong Kong
WK-245599	Macquarie Greater China Infrastructure Management Limited	Cayman Islands
124071389	MACQUARIE GROUP (US) HOLDINGS NO.1 PTY LTD	Australia
122169279	MACQUARIE GROUP EMPLOYEE RETAINED EQUITY PLAN (MEREPT Trust)	Australia
200412291W	MACQUARIE GROUP HOLDINGS (SINGAPORE) PTE. LIMITED	Singapore
06357992	Macquarie Group Holdings (UK) No.1 Limited	United Kingdom
06357999	Macquarie Group Holdings (UK) No.2 Limited	United Kingdom
1952566	MACQUARIE GROUP HOLDINGS NEW ZEALAND LIMITED	New Zealand
124071478	MACQUARIE GROUP HOLDINGS NO.3 PTY LTD	Australia
07438584	Macquarie Group Investments (UK) No.2 Limited	United Kingdom
122169279	MACQUARIE GROUP LIMITED	Australia
245979	MACQUARIE GROUP NEW ZEALAND LIMITED (IN LIQUIDATION)	New Zealand
200703288K	MACQUARIE GROUP SERVICES (SINGAPORE) PTE. LIMITED	Singapore
116467031	MACQUARIE GROUP SERVICES AUSTRALIA PTY LTD	Australia
FC027877	MACQUARIE GROUP SERVICES AUSTRALIA PTY LTD (UK BRANCH)	United Kingdom
609449149	MACQUARIE GROUP TREASURY PTY LTD	Australia
728003-3	Macquarie Holdings (Canada) Ltd	Canada
388232	MACQUARIE HOLDINGS (MEXICO), S.A. DE C.V.	Mexico
200703280D	MACQUARIE HOLDINGS (SINGAPORE) PTE. LTD.	Singapore
13-3789912	MACQUARIE HOLDINGS (U.S.A.) INC.	United States
06309919	Macquarie Holdings (UK) No.1 Limited	United Kingdom
2006/000891/07	Macquarie Holdings South Africa Proprietary Limited	South Africa
not registered	MACQUARIE HOLDINGS TRUST	Australia
MC-199805	Macquarie Hong Kong Finance Limited	Cayman Islands
F15963	Macquarie Hong Kong Finance Limited (Hong Kong Branch)	Hong Kong
133001751	MACQUARIE I A RETURNS PTY LIMITED	Australia
36-4307649	MACQUARIE INC	United States
58341C1/GBL	MACQUARIE INDIA HOLDINGS LIMITED	Mauritius
200823500E	MACQUARIE INDIA INFRASTRUCTURE MANAGEMENT HOLDINGS PTE. LIMITED	Singapore
130542924	MACQUARIE INDIA PROPERTIES PTY LIMITED	Australia
201606310Z	MACQUARIE INDIA REAL ESTATE PTE. LTD.	Singapore

201603112D	MACQUARIE INDIA REAL ESTATE VENTURES 1 PTE. LTD.	Singapore
201603140Z	MACQUARIE INDIA REAL ESTATE VENTURES 2 PTE. LTD.	Singapore
T16LP0038J	MACQUARIE INDIA REAL ESTATE VENTURES LP	Singapore
C41803	MACQUARIE INDUSTRIAL INVESTMENTS MALTA LIMITED	Malta
CS201221372	MACQUARIE INFRASTRUCTURE ADVISORY (PHILIPPINES) INC.	Philippines
03976881	Macquarie Infrastructure and Real Assets (Europe) Limited	United Kingdom
n/a	Macquarie Infrastructure and Real Assets (Europe) Limited (Spain)	Spain
n/a	Macquarie Infrastructure and Real Assets (Europe) Limited, (Germany)	Germany
CL1804	Macquarie Infrastructure and Real Assets (Europe) Limited, DIFC Representative Office	United Arab Emirates
499 798 742 R.C.S. Paris	Macquarie Infrastructure and Real Assets (Europe) Limited, Paris Branch	France
623285	Macquarie Infrastructure and Real Assets (Hong Kong) Limited	Hong Kong
U67190MH2013PTC241809	Macquarie Infrastructure and Real Assets (India) Private Limited	India
784370-4	Macquarie Infrastructure and Real Assets (Sales) Canada Ltd	Canada
200513362E	MACQUARIE INFRASTRUCTURE AND REAL ASSETS (SINGAPORE) PTE. LIMITED	Singapore
10640222	Macquarie Infrastructure and Real Assets Core Limited	United Kingdom
082018399	MACQUARIE INFRASTRUCTURE AND REAL ASSETS HOLDINGS PTY LIMITED	Australia
20-8983572	Macquarie Infrastructure and Real Assets Inc.	United States
B 209.047	Macquarie Infrastructure and Real Assets Investments (Luxembourg) S.à r.l.	Luxembourg
09942610	Macquarie Infrastructure and Real Assets Investments 2 Limited	United Kingdom
10290869	Macquarie Infrastructure and Real Assets Investments 3 Limited	United Kingdom
8248121	Macquarie Infrastructure and Real Assets Investments Limited	United Kingdom
401814	Macquarie Infrastructure and Real Assets México, S.A. de C.V.	Mexico
084828437	Macquarie Infrastructure and Real Assets Pty Limited	Australia
B138295	Macquarie Infrastructure and Real Assets S.à r.l.	Luxembourg
LP017476	Macquarie Infrastructure Debt (UK Inflation Linked) Fund 2 L.P.	United Kingdom
	Macquarie Infrastructure Developments LLC	United States
074311390	MACQUARIE INFRASTRUCTURE FUNDS MANAGEMENT PTY LIMITED	Australia
5755862	Macquarie Infrastructure GP Limited	United Kingdom
WK-228075	MACQUARIE INFRASTRUCTURE LIMITED	Cayman Islands
112772871	MACQUARIE INFRASTRUCTURE MANAGEMENT (ASIA) PTY LIMITED	Australia
T06FC6823A	MACQUARIE INFRASTRUCTURE MANAGEMENT (ASIA) PTY LIMITED - SINGAPORE BRANCH	Singapore
128212868	MACQUARIE INFRASTRUCTURE MANAGEMENT (AUSTRALIA) LIMITED	Australia
20-0643354	MACQUARIE INFRASTRUCTURE MANAGEMENT (USA) INC	United States
115524028	MACQUARIE INFRASTRUCTURE MANAGEMENT LIMITED	Australia
4339673	Macquarie Infrastructure Partners Canada GP Ltd.	Canada
	Macquarie Infrastructure Partners II GP LLC	United States
30-0777655	Macquarie Infrastructure Partners III GP LLC	United States
20-4166306	MACQUARIE INFRASTRUCTURE PARTNERS INC	United States
	Macquarie Infrastructure Partners IV GP LLC	United States
B 213.766	Macquarie Infrastructure Partners IV SCSp	Luxembourg
	Macquarie Infrastructure Partners IV, L.P.	United States
20-8983572	Macquarie Infrastructure Partners U.S. GP LLC	United States
46726	Macquarie Infrastructure Philippines Limited	Bermuda
41533	MACQUARIE INFRASTRUCTURE REINSURANCE COMPANY LIMITED	Bermuda
200505701K	MACQUARIE INSURANCE (SINGAPORE) PTE. LTD.	Singapore
092985263	MACQUARIE INTERNATIONAL FINANCE LIMITED	Australia
04125302	Macquarie International Holdings Limited	United Kingdom
310000400294785 (Jing An)	MACQUARIE INTERNATIONAL HOUSING AND LAND CONSULTING (SHANGHAI) COMPANY LIMITED	China
108590996	MACQUARIE INTERNATIONAL INVESTMENTS PTY LIMITED	Australia
01802574	Macquarie International Limited	United Kingdom
F11422	MACQUARIE INTERNATIONAL LIMITED (HONG KONG BRANCH)	Hong Kong
169002	MACQUARIE INTERNATIONAL NEW YORK PARKING CO	Cayman Islands
502151	Macquarie International Services Limited	Hong Kong
04957256	Macquarie Internationale Investments Limited	United Kingdom
36631	MACQUARIE INVESTMENT (HONG KONG) LIMITED	Hong Kong
91110000765502969R	MACQUARIE INVESTMENT ADVISORY (BEIJING) CO LTD	China
91310000662467128L	MACQUARIE INVESTMENT ADVISORY (BEIJING) CO LTD (SHANGHAI BRANCH)	China
91310000MA1K31CL4R	Macquarie Investment Consulting (Shanghai) Co Ltd.	China
91310000MA1FR21D8P	Macquarie Investment Consulting (Shanghai) Co Ltd. (Shanghai Branch)	China
112017919	MACQUARIE INVESTMENT HOLDINGS NO.2 PTY LIMITED	Australia
122939600	MACQUARIE INVESTMENT HOLDINGS PTY LIMITED	Australia
41471	MACQUARIE INVESTMENT MANAGEMENT (BERMUDA) LIMITED	Bermuda
WN1114216	MACQUARIE INVESTMENT MANAGEMENT (NZ) LIMITED (IN LIQUIDATION)	New Zealand
23-2859590	Macquarie Investment Management Advisers	United States
092552611	MACQUARIE INVESTMENT MANAGEMENT AUSTRALIA LIMITED	Australia
FN 171881 t	Macquarie Investment Management Austria Kapitalanlage AG	Austria
N/A	Macquarie Investment Management Business Trust	United States
09612439	Macquarie Investment Management Europe Limited	United Kingdom
MI - 2115687	Macquarie Investment Management Europe Limited (Italy Representative Office)	Italy

81-0842539	Macquarie Investment Management General Partner, Inc.	United States
086159060	MACQUARIE INVESTMENT MANAGEMENT GLOBAL LIMITED	Australia
FN 350922 m	Macquarie Investment Management Holdings (Austria) GmbH	Austria
604 942 127	MACQUARIE INVESTMENT MANAGEMENT HOLDINGS PTY LIMITED	Australia
116-81-22180	MACQUARIE INVESTMENT MANAGEMENT KOREA CO., LTD.	Korea, Republic of
002867003	MACQUARIE INVESTMENT MANAGEMENT LTD	Australia
071745401	MACQUARIE INVESTMENT SERVICES LIMITED	Australia
WK-133809	MACQUARIE INVESTMENTS (SINGAPORE) LIMITED	Cayman Islands
04104671	Macquarie Investments (UK) Limited	United Kingdom
05582630	Macquarie Investments 1 Limited	United Kingdom
05708696	Macquarie Investments 2 Limited	United Kingdom
07012592	Macquarie Investments 3 Limited	United Kingdom
069416977	MACQUARIE INVESTMENTS AUSTRALIA PTY LIMITED	Australia
HRB 74953	Macquarie Investments Deutschland GmbH	Germany
n/a	Macquarie Investments LLC	United States
2009/012283/07	Macquarie Investments Proprietary Limited	South Africa
45-2856257	Macquarie Investments US Inc.	United States
119211433	MACQUARIE INVESTORS PTY LTD	Australia
107147222	MACQUARIE JAPAN INFRASTRUCTURE NO.1 PTY LIMITED	Australia
0100-03-012002	MACQUARIE JAPAN INFRASTRUCTURE NO.1 PTY LIMITED (JAPAN BRANCH)	Japan
107147188	MACQUARIE JAPAN INFRASTRUCTURE NO.2 PTY LIMITED	Australia
117560282	MACQUARIE JAPAN INFRASTRUCTURE NO.3 PTY LIMITED	Australia
117560415	MACQUARIE JAPAN INFRASTRUCTURE NO.4 PTY LIMITED	Australia
0100-03-012591	MACQUARIE JAPAN INFRASTRUCTURE NO.4 PTY LIMITED (JAPAN BRANCH)	Japan
LP16087	Macquarie Juweel Investor LP	United Kingdom
104-81-76330	MACQUARIE KOREA ASSET MANAGEMENT CO., LTD.	Korea, Republic of
104-81-95716	MACQUARIE KOREA OPPORTUNITIES MANAGEMENT, LTD.	Korea, Republic of
110356968	MACQUARIE LAH PTY LIMITED	Australia
91110000717864826D	MACQUARIE LEASING (CHINA) CO LIMITED	China
02997799	Macquarie Leasing (UK) Limited	United Kingdom
05867292	Macquarie Leasing Limited	United Kingdom
002675032	MACQUARIE LEASING NSW PTY. LIMITED	Australia
002674982	MACQUARIE LEASING PTY. LIMITED	Australia
OC363068	Macquarie Lending & Investment Partners LLP	United Kingdom
003963773	MACQUARIE LIFE LIMITED	Australia
HRB 74075	Macquarie Management GmbH	Germany
23-2693133	Macquarie Management Holdings, Inc.	United States
099 813 028	MACQUARIE MASTER GEARED GROWTH FUND	Australia
090 079 413	MACQUARIE MASTER SMALL COMPANIES FUND	Australia
51142C1/GBL	MACQUARIE MAURITIUS INVESTMENTS LIMITED	Mauritius
133000987	MACQUARIE MDW INVESTMENTS PTY LTD	Australia
616 486 974	MACQUARIE MEREENIE PTY LTD	Australia
639997-5	Macquarie Metals and Energy Capital (Canada) Ltd.	Canada
04920378	Macquarie Meters 2 (UK) Limited	United Kingdom
07361419	Macquarie Meters 3 (UK) Limited	United Kingdom
1344888	Macquarie Meters 4 Limited	Hong Kong
9794737	Macquarie Meters 5 (UK) Limited	United Kingdom
397181	MACQUARIE MEXICO INFRASTRUCTURE MANAGEMENT, S.A. DE C.V.	Mexico
477795	Macquarie Mexico Real Estate Management, S.A. de C.V.	Mexico
095180564	MACQUARIE MIDDLE EAST HOLDINGS PTY LIMITED	Australia
130225222	MACQUARIE MIRA FUND INVESTMENTS PTY LTD	Australia
120070788	MACQUARIE MORTGAGES CANADA HOLDINGS PTY LIMITED	Australia
057760175	MACQUARIE MORTGAGES PTY LIMITED	Australia
22-3840451	MACQUARIE MORTGAGES USA INC	United States
616 486 983	MACQUARIE MPVD PTY LTD	Australia
200404077D	MACQUARIE NE HOLDINGS (SINGAPORE) PTE. LIMITED (in liquidation wef 28/11/2016)	Singapore
6798497	Macquarie New World Gaming Canada Ltd.	Canada
N/A	Macquarie New World Gaming Partnership	Canada
334868	MACQUARIE NEW ZEALAND LIMITED (IN LIQUIDATION)	New Zealand
	Macquarie NG-KIH Holdings, LLC	United States
123851436	MACQUARIE NOOSA PTY LTD	Australia
3481018	Macquarie North America Ltd.	Canada
129 961 986	Macquarie NRAS Trust	Australia
	Macquarie Nufang US LLC	United States
008595711	MACQUARIE NZ HOLDINGS PTY LIMITED	Australia
129 590 576	MACQUARIE OFFSHORE SERVICES PTY LTD	Australia
FS200805155	Macquarie Offshore Services Pty Ltd - Philippine Branch	Philippines
10154157	Macquarie Offshore Wind Europe 1 Limited	United Kingdom
20-5426915	MACQUARIE OIL AND GAS HOLDINGS INC	United States
770975-7	Macquarie Oil Services Canada Ltd	Canada
OF2150	MACQUARIE ONE LIMITED	United Arab Emirates
	Macquarie One LLC	United States
002934705	MACQUARIE OPTIONS PTY. LIMITED	Australia

115251619	MACQUARIE PAYMENTS INFRASTRUCTURE HOLDINGS PTY LIMITED	Australia
09995266	Macquarie Physical Commodities UK Limited	United Kingdom
20-3690322	Macquarie Physical Commodities, LLC	United States
45-1622999	Macquarie Physical Metals (USA) Inc.	United States
27-1560871	Macquarie Poinsettia Inc.	United States
112561501	MACQUARIE PRINCIPAL PTY LIMITED	Australia
082038328	MACQUARIE PRISM PTY LIMITED	Australia
116782006	MACQUARIE PRIVATE CAPITAL MANAGEMENT LIMITED	Australia
	Macquarie Private Debt Asset Management, LLC	United States
590627	Macquarie Private Debt Europe Limited	Ireland
089987388	MACQUARIE PRIVATE PORTFOLIO MANAGEMENT LIMITED	Australia
601831467	Macquarie Professional Series Global Equity Fund	Australia
2292323	Macquarie Projects Limited	Hong Kong
064904169	MACQUARIE PROPERTY (OBU) PTY LIMITED	Australia
076560917	MACQUARIE PROPERTY FINANCE MANAGEMENT PTY LIMITED	Australia
142 083 092	MACQUARIE RADAR HOLDINGS PTY LIMITED	Australia
730170-7	Macquarie Rail Canada Limited	Canada
20-3609362	MACQUARIE RAIL INC.	United States
20-3609362	MACQUARIE RAIL MANAGEMENT LLC	United States
26-3872414	MACQUARIE REAL ESTATE ADVISORY SERVICES LLC	United States
	Macquarie Real Estate Funds Management Inc.	United States
HE 291792	Macquarie Renaissance Corporate Finance Holdings Limited	Cyprus
616987949	MACQUARIE RENEWABLE ENERGY HOLDINGS PTY LIMITED	Australia
26-1386300	MACQUARIE RENEWABLE ENERGY INC	United States
	Macquarie Renewables Asset Trust	Australia
	Macquarie Renewables Project Trust	Australia
672846-4	Macquarie Resource Capital Canada Ltd.	Canada
07055620	Macquarie Restorations Limited	United Kingdom
998584	Macquarie Retail Management (Asia) Limited	Hong Kong
1273174	MACQUARIE RETAIL REAL ESTATE MANAGEMENT LIMITED	Hong Kong
	Macquarie Rolland Inc.	United States
535266	Macquarie Rotorcraft Leasing (Ireland) Limited	Ireland
46-3045888	Macquarie Rotorcraft Leasing, Inc.	United States
604949144	MACQUARIE SCT PTY LIMITED	Australia
002832126	MACQUARIE SECURITIES (AUSTRALIA) LIMITED	Australia
9131000066438035XT	MACQUARIE SECURITIES (AUSTRALIA) LIMITED SHANGHAI REPRESENTATIVE OFFICE	China
1748511	MACQUARIE SECURITIES (NZ) LIMITED	New Zealand
0105539119915	MACQUARIE SECURITIES (THAILAND) LIMITED	Thailand
728007-6	Macquarie Securities Financing Ltd (Canada)	Canada
104-81-99444	MACQUARIE SECURITIES KOREA LIMITED	Korea, Republic of
003435443	MACQUARIE SECURITIES MANAGEMENT PTY LIMITED	Australia
2006/023546/06	MACQUARIE SECURITIES SOUTH AFRICA LIMITED	South Africa
641342	MACQUARIE SECURITISATION (HONG KONG) LIMITED	Hong Kong
075289002	MACQUARIE SECURITISATION (OBU) PTY LIMITED	Australia
003297336	MACQUARIE SECURITISATION LIMITED	Australia
44	Macquarie Septa (Guernsey), LLP	Guernsey
LP016856	Macquarie Septa (UK) I, LP	United Kingdom
LP016857	Macquarie Septa (UK) II, LP	United Kingdom
	Macquarie Septa (US) I, LLC	United States
	Macquarie Septa Aero, LLC	United States
496224	MACQUARIE SERVICES (HONG KONG) LIMITED	Hong Kong
388231	MACQUARIE SERVICES (MEXICO), S.A. de C.V.	Mexico
27-3610899	Macquarie Services (USA) LLC	United States
608 027 667	MACQUARIE SERVICES PARTNERSHIP PTY LIMITED	Australia
11.988.470/001-21	Macquarie Servicios Agrícolas Limitada	Brazil
45-4703789	Macquarie Sierra Investment Holdings Inc.	United States
EC#39329	MACQUARIE SPECIALISED ASSET MANAGEMENT (BERMUDA) LIMITED	Bermuda
075295608	MACQUARIE SPECIALISED ASSET MANAGEMENT 2 LIMITED	Australia
087382965	MACQUARIE SPECIALISED ASSET MANAGEMENT LIMITED	Australia
10325961	Macquarie Specialised Investment Solutions Limited	United Kingdom
125 574 389	MACQUARIE SPECIALIST INVESTMENTS LENDING LIMITED	Australia
46-2151809	Macquarie Storage Investments Inc.	United States
086587635	MACQUARIE STRUCTURED AND SPECIALIST INVESTMENTS HOLDINGS PTY LIMITED	Australia
HRB 87430	Macquarie Structured Products (Europe) GmbH	Germany
2009/012427/10	Macquarie Structured Products (International) Limited (Registered as an external Company in South Africa)	South Africa
065747417	MACQUARIE STRUCTURED PRODUCTS (INTERNATIONAL) PTY LIMITED	Australia
489855	Macquarie Structured Securities (Europe) Public Limited Company	Ireland
B 214.195	Macquarie Super Core Infrastructure Fund SCSp	Luxembourg
008607038	MACQUARIE SWAN STREET PTY LIMITED	Australia
065309033	MACQUARIE SYNDICATION (NO.12) PTY LIMITED	Australia
080218846	MACQUARIE TECHNOLOGY INVESTMENTS PTY LIMITED	Australia
680639-2	Macquarie Technology Services (Canada) Ltd.	Canada
080472751	MACQUARIE TECHNOLOGY VENTURES PTY LTD	Australia

	Macquarie Texas Loan Holder LLC	United States
008606906	MACQUARIE THIRTY-THIRD AVIATION LEASING PTY. LIMITED	Australia
20-5913622	MACQUARIE TRADING SERVICES INC	United States
HRB 76979	Macquarie Treuermögen GmbH	Germany
2007/035961/07	Macquarie Trustees South Africa Proprietary Limited	South Africa
008607109	MACQUARIE TWENTIETH AVIATION LEASING PTY. LIMITED	Australia
02579363	Macquarie UK Holdings Limited	United Kingdom
05452920	Macquarie UK Passenger Leasing Limited	United Kingdom
46-1366111	Macquarie US Gas Supply LLC	United States
	Macquarie US MPIP GP LLC	United States
	Macquarie US MPIP LP LLC	United States
45-2856257	Macquarie US Trading LLC	United States
261723	MACQUARIE VEHICLES (NZ) LIMITED	New Zealand
2299526	Macquarie Ventures (Hong Kong) Limited	Hong Kong
26-2274361	Macquarie Veridian Cove Inc.	United States
HRB 99629	Macquarie Vermögenstreuhand GmbH	Germany
HRB 232580	Macquarie Verwaltungs GmbH	Germany
603 363 220	MACQUARIE WORSLEY HOLDINGS PTY LIMITED	Australia
213181	Macquarie Zhaopin Holdings Limited	Cayman Islands
46-2716036	Macquarie-PowerFin Solar, LLC	United States
	MAIF 2 Luxembourg GP S.à r.l.	Luxembourg
LP17160	MAIF EU Feeder LP	United Kingdom
66690	MALL Partners I, LDC	Cayman Islands
86503	MALL Partners II Limited	Cayman Islands
CR-93169	MALL Partners III Limited	Cayman Islands
	MAP HOLDING TRUST	Australia
MC-257951	MAP II GP Limited	Cayman Islands
509 298 634 RCS Paris	MASC (France) SARL	France
LL08078	MASL (Labuan) Limited	Malaysia
446196	MASL Ireland (11) Limited	Ireland
446206	MASL Ireland (13) Limited	Ireland
446207	MASL Ireland (14) Limited	Ireland
446191	MASL Ireland (22) Limited	Ireland
447474	MASL Ireland (25) Limited	Ireland
448204	MASL Ireland (27) Limited	Ireland
447980	MASL Ireland (28) Limited	Ireland
447981	MASL Ireland (29) Limited	Ireland
446204	MASL Ireland (3) Limited	Ireland
447982	MASL Ireland (30) Limited	Ireland
447983	MASL Ireland (31) Limited	Ireland
451456	MASL Ireland (34) Limited	Ireland
451173	MASL Ireland (35) Limited	Ireland
446203	MASL Ireland (4) Limited	Ireland
446202	MASL Ireland (5) Limited	Ireland
446201	MASL Ireland (6) Limited	Ireland
446200	MASL Ireland (7) Limited	Ireland
446199	MASL Ireland (8) Limited	Ireland
446198	MASL Ireland (9) Limited	Ireland
556734-5524	MASL Sweden (1) AB	Sweden
556741-2506	MASL Sweden (8) AB	Sweden
06386342	MASL UK (1) Limited	United Kingdom
Not registered	MAT 2 Sub-Trust	Australia
	MBL COVERED BOND TRUST	Australia
008607092	MBL REALTY INVESTMENT MANAGEMENT PTY. LIMITED	Australia
363941	MC Capital Group Unlimited Company (in voluntary liquidation)	Ireland
146 752 329	MC EDUCATION HOLDINGS PTY LTD	Australia
078223382	MCF LEASING PTY LIMITED	Australia
26-1386300	MCP Solar Assets Partners I LLC	United States
26-2282798	MCP Solar Assets Partners II LLC	United States
90-1003550	MD - PTH, LLC	United States
681-81-00638	M-DAON COMPANY LIMITED	Korea, Republic of
	Meadowlark Capital LLC	United States
	Meadowlark Depositor LLC	United States
	Meadowlark Insurance Company LLC	United States
	Medical Student Loan Trust	United States
04866246	MEIF (UK) Limited	United Kingdom
SL29421	MEIF 5 Executives LP	United Kingdom
61582	MEIF 5 Guernsey GP Limited	Guernsey
B 205.045	MEIF 5 Luxembourg GP S.à r.l.	Luxembourg
132 468 734	MELRO HOLDCO PTY LIMITED	Australia
	MEP California Energy Holdings, LLC	United States
	MEP California Energy, LLC	United States
568712	Merino Aerospace Finance 35845 Limited	Ireland
BR018328	Merino Aerospace Finance 35845 Limited, UK Branch	United Kingdom
568713	Merino Aerospace Finance 36566 Limited	Ireland
BR018344	Merino Aerospace Finance 36566 Limited, UK Branch	United Kingdom

568710	Merino Aerospace Finance 36707 Limited	Ireland
568711	Merino Aerospace Finance 4257-1 Limited	Ireland
BR018329	Merino Aerospace Finance 4257-1 Limited, UK Branch	United Kingdom
570137	Merino Aerospace Finance 5482-1 Limited	Ireland
BR018325	Merino Aerospace Finance 5482-1 Limited, UK Branch	United Kingdom
471151	Merino Aerospace Finance 6218 Limited	Ireland
568706	Merino Aerospace Finance 6350 Limited	Ireland
BR018336	Merino Aerospace Finance 6350 Limited, UK Branch	United Kingdom
568714	Merino Aerospace Finance 6375 Limited	Ireland
BR018423	Merino Aerospace Finance 6375 Limited, UK Branch	United Kingdom
568707	Merino Aerospace Finance 6458 Limited	Ireland
BR018322	Merino Aerospace Finance 6458 Limited, UK Branch	United Kingdom
568708	Merino Aerospace Finance 6500 Limited	Ireland
BR018333	Merino Aerospace Finance 6500 Limited, UK Branch	United Kingdom
568709	Merino Aerospace Finance 6538 Limited	Ireland
BR018351	Merino Aerospace Finance 6538 Limited, UK Branch	United Kingdom
	Merino Air Leasing, Inc.	United States
61686	MGIDF Guernsey GP Limited	Guernsey
200708397H	MGJ HOLDINGS PTE. LIMITED	Singapore
20-8983572	MGOP Feeder I GP LLC	United States
356-88-00177	M-GREEN HOLDINGS LIMITED	Korea, Republic of
644-86-00667	M-HAMAN COMPANY LIMITED	Korea, Republic of
26-4389305	MIAC SERVICES INC.	United States
58972	MIDF UK1 GUERNSEY GP LIMITED	Guernsey
7	MIDF UK1 LLP	Guernsey
59027	MIDF UK1B GUERNSEY GP LIMITED	Guernsey
61687	MIDF UK2 Guernsey GP Limited	Guernsey
10140440	MIF Holdings Limited	United Kingdom
20-8723490	MIF US Investment Holdings LLC	United States
20-8879012	MIF US INVESTMENT PARTNERSHIP	United States
13-3789912	MIHI LLC	United States
38-3938360	MIP III (ECI) GP LLC	United States
	MIP III Tigerfish (Canada) GP LLC	United States
B 213.745	MIP IV Luxembourg GP S.à r.l.	Luxembourg
	MIRA Americas, Inc.	United States
123294	MIRA Core Gas Limited	Jersey
	MIRA Infrastructure Global Solution GP LLC	United States
62697	MIRA UK Gas Holdings GP Limited	Guernsey
62780	MIRA UK Gas Holdings Limited	Guernsey
LP017687	MIRA UK Gas Holdings LP	United Kingdom
0100-02-032951	MJL ACE LTD.	Japan
810 610 205	Mongoose Acquisition LLC	United States
20-5336393	Moonstone Lien Investments, LLC	United States
10480217	Moorgate PL Holdings Limited	United Kingdom
8499211	MPF Nominees Limited	United Kingdom
451722	MPFI INVESTMENTS LIMITED (in members' voluntary liquidation)	Ireland
415-86-00453	M-PRUM HOLDINGS LIMITED	Korea, Republic of
MC-162571	MQ ABSOLUTE RETURN STRATEGIES - ASIA	Cayman Islands
061160558	MQ CAPITAL PTY LIMITED	Australia
600550	MQ PPP Investments Ireland GP Limited	Ireland
086438995	MQ SPECIALIST INVESTMENT MANAGEMENT LIMITED	Australia
U51909MH2012FTC226545	MQG Commodities (India) Private Limited	India
N.A. (see note)	MQG Commodities (India) Private Limited (Delhi Branch office)	India
491-81-00715	M-RENEW HOLDINGS LIMITED	Korea, Republic of
OGRN 1117746637348	MRIF LLC	Russian Federation
B 214.197	MSCIF Co-Invest SCSp	Luxembourg
B 214.067	MSCIF Luxembourg GP S.à r.l.	Luxembourg
124335333	MTF HOLDINGS PTY LIMITED	Australia
003337675	NANWAY NOMINEES PTY LIMITED	Australia
10266050	NASU Energy Storage Limited	United Kingdom
n/a	NDI NO.1 LLC	United States
90-0891597	New Jersey Boardwalk Lien Investments, LLC	United States
B132283	New World Gaming International S.a.r.l	Luxembourg
46-1504548	New York Crystal Swan, LLC	United States
	NewZoom Holdings Inc.	United States
	NewZoom, LLC	United States
615853480	NLC PROJECT HOLDING COMPANY PTY LIMITED	Australia
BC0883591	NWG Canada Investments Ltd.	Canada
157723441	NZ MORTGAGES PTY LTD	Australia
3791037	NZ MORTGAGES PTY LTD (Branch Office)	New Zealand
CR-114570	O'Farrell Leasing (Holdings) Ltd.	Cayman Islands
27-4650575	OLF, LLC	United States
26-33383464	One Call Debt Help LLC	United States
131 233 719	OPEN BROADBAND AUSTRALIA PTY LTD	Australia
	OpenFiber Kentucky Company, LLC	United States
113519823	OT HOLDINGS PTY LIMITED	Australia

115771992	OUTPLAN PTY LIMITED	Australia
071982244	PACIFIC RIM OPERATIONS PTY LIMITED	Australia
26-1286651	PADUA MG HOLDINGS LLC	United States
10191100	Parachute Investments Limited	United Kingdom
66 531 917 920	PELICAN WAREHOUSE TRUST NO.1	Australia
	Permian Water Supply Company LLC	United States
752614982	Petro Tradelinks Inc.	United States
	Pipeline Rehabilitation No.4 Trust	Australia
608629509	PIQ1 PTY LTD	Australia
529690	Poseidon InvestCo GP Ireland Limited	Ireland
09.03.1.05.73897	PT MACQUARIE COMMODITIES INDONESIA	Indonesia
09.03.1.67.21972	PT MACQUARIE SEKURITAS INDONESIA	Indonesia
09.03.1.70.68374	PT MPM INDONESIA (In Liquidation wef 18/02/2016)	Indonesia
not registered	PUMA GLOBAL TRUST NO.6	Australia
064904212	PUMA MANAGEMENT PTY LIMITED	Australia
	PUMA MASTERFUND H-1	Australia
	PUMA MASTERFUND P-13	Australia
	PUMA MASTERFUND P-14	Australia
not registered	PUMA MASTERFUND P-15	Australia
	PUMA MASTERFUND P-16	Australia
	PUMA MASTERFUND P-17	Australia
	PUMA Masterfund P-19	Australia
	PUMA Masterfund S-10	Australia
	PUMA MASTERFUND S-11	Australia
	PUMA Masterfund S-12	Australia
	PUMA Masterfund S-13	Australia
	PUMA Masterfund S-14	Australia
	PUMA MASTERFUND S-6	Australia
	PUMA MASTERFUND S-8	Australia
	PUMA Masterfund S-9	Australia
	PUMA S4 (Group)	Australia
	PUMA SERIES 2014-1	Australia
	PUMA Series 2014-2	Australia
	PUMA Series 2014-3P	Australia
Not registered	PUMA Series 2014-4P	Australia
	PUMA Series 2015-1	Australia
	PUMA Series 2015-2P	Australia
	PUMA SERIES 2015-3	Australia
	PUMA SERIES 2015-5P	Australia
	PUMA Series 2016-1	Australia
	PUMA Series Trust 2013-1	Australia
	PUMA SUBFUND B-1	Australia
	PUMA Subfund B-2	Australia
	PUMA Sub-Fund B-3	Australia
	RC Holdings I LLC	United States
	RC Holdings II LLC	United States
215-87-09870	RE-CLEAN CO., LTD.	Korea, Republic of
26-5600465	RED HOLLOW WIND LLC	United States
26-4167476	Regal Capital Advisors, LLC	United States
26-4203808	Regal Capital Group, LLC	United States
not registered	REGIONAL MEDIA TRUST	Australia
	Relational Technology Services, Inc.	United States
150 449 684	RELOAD WIND FARM PTY LTD	Australia
	RELOAD WIND FARM TRUST	Australia
124947388	RESF NO. 1 PTY LTD	Australia
200921086K	RESOURCE MARINE PTE. LIMITED	Singapore
FC029978	Resource Marine Pte. Limited (UK Establishment)	United Kingdom
23-2828161	Retirement Financial Services, Inc.	United States
114 594 080	REVERSE MORTGAGE SERVICES PTY LTD	Australia
153718079	RISK ADVICE SPECIALISTS PTY LTD (IN DEREGISTRATION)	Australia
10379378	Ropemaker RB Holdings Limited	United Kingdom
201420398Z	SELENE INVESTMENTS SINGAPORE PTE. LTD.	Singapore
65994086	Septentrio 1 B.V.	Netherlands
65994116	Septentrio 2 B.V.	Netherlands
65994183	Septentrio 3 B.V.	Netherlands
65993896	Septentrio 4 B.V.	Netherlands
20-5913622	SHELBY ENERGY HOLDINGS, LLC	United States
464139	Shichi Limited (in voluntary liquidation)	Ireland
2008/022345/07	Shieldco Securities S1 Proprietary Limited	South Africa
	SMART ABS Series 2012-2US Trust	Australia
not registered	SMART ABS Series 2012-4US Trust	Australia
unlisted	SMART ABS Series 2013-1US Trust	Australia
	SMART ABS Series 2013-3 Trust	Australia
	SMART ABS Series 2013-4PP Trust	Australia
	SMART ABS Series 2014-1 US Trust	Australia
	SMART ABS Series 2014-2E TRUST	Australia

	SMART ABS Series 2014-3PP Trust	Australia
	SMART ABS Series 2014-4 Trust	Australia
	SMART ABS Series 2015-1US Trust	Australia
	SMART ABS Series 2015-2 Trust	Australia
	SMART ABS Series 2015-3US Trust	Australia
	SMART ABS SERIES 2015-4E TRUST	Australia
	SMART ABS Series 2016-1 Trust	Australia
	SMART ABS Series 2016-2US Trust	Australia
	SMART ABS SERIES 2016-3 TRUST	Australia
	SMART ABS Series 2017-1 Trust	Australia
	SMART ANZ WAREHOUSE Trust	Australia
	SMART J WAREHOUSE TRUST	Australia
	SMART O Warehouse Trust	Australia
	SMART S Warehouse Trust	Australia
	SMART U Warehouse Trust	Australia
80-0852389	South Carolina Sandy Tyger Investments, LLC	United States
	Sparks Battery Holdings 2, LLC	United States
	Sparks Battery Holdings, LLC	United States
	Specialty Finance Holdings, Inc.	United States
	Sterling TC Holdings LLC	United States
	Sterling TC Property Owner LLC	United States
34298324	Stichting Security Trustee E-MAC DE 2009-I	Netherlands
	Summerset Holdings LLC	United States
	Summerset Property Owner LLC	United States
MC189033	SYNTHETIC ASSET FUNDING ENTITY 2 LIMITED	Cayman Islands
	TA Trust	Australia
26-1233254	TAURUS AEROSPACE GROUP INC.	United States
20-5474013	Tax Ease CA, LLC	United States
37-1750174	Tax Ease Company LLC	United States
20-2937172	Tax Ease Employee Services Company LLC	United States
75-3130882	Tax Ease Financial Services, LP	United States
41-2228674	Tax Ease FL REO, LLC	United States
	Tax Ease Funding 2016-1 REO, LLC	United States
	Tax Ease Funding 2016-1, LLC	United States
75-3130887	Tax Ease Funding GP LLC	United States
90-0909796	Tax Ease Funding Two, LLC	United States
75-3130885	Tax Ease Funding, LLC	United States
20-2937047	Tax Ease Holdings LLC	United States
20-2937080	Tax Ease Lien Investments 1 LLC	United States
26-4377481	Tax Ease Lien Servicing LLC	United States
46-5586117	Tax Ease NV LLC	United States
20-2937103	Tax Ease Ohio, LLC	United States
42-1664041	Tax Ease PA, LLC	United States
	Tax Ease REO I, LLC	United States
	Tax Ease REO II, LLC	United States
113508160	TELBANE 2 PTY LIMITED	Australia
070142951	TELBANE PTY LTD	Australia
OC315196	The Bluebell Transportation LLP	United Kingdom
OC315171	The Goonzaran LLP	United Kingdom
IT1935/08	THE MACQUARIE TOPI40 INVESTMENT TRUST	South Africa
IT1872/2007	THE MF TRUST	South Africa
80-0939458	TN - PTH, LLC	United States
	TRAMS ABS Series 2015-1	Australia
	TRAMS ABS Series 2015-2W	Australia
2012853459	Tristone Capital Global Inc.	Canada
208568022	Tristone Capital Inc.	Canada
1782120	Tristone Capital SA (Argentine Branch)	Argentina
2012712838	Tristone Capital SA Ltd	Canada
09648750	UK NPD Investments GP Limited	United Kingdom
10636785	UK Platform GP Limited	United Kingdom
10637715	UK Platform Partner Limited	United Kingdom
09316859	UK PPP Investments GP Limited	United Kingdom
085359833	UPL (SA) PTY LIMITED	Australia
055500902	UPMILL NOMINEES PTY LIMITED	Australia
081119495	URBAN PACIFIC PTY LIMITED	Australia
03705740	Utility Metering Services Limited	United Kingdom
107-87-51612	VALUE LOAN MORTGAGE LLC	Korea, Republic of
	Watt Battery Holdings, LLC	United States
WK-166995	West Portal Leasing Limited	Cayman Islands
	Willow Depositor LLC	United States
20-2937224	Winslow Lien Investments, LLC	United States
054813080	WOODROSS NOMINEES PTY. LIMITED	Australia
127338783	YENDON WINDFARM PTY LTD	Australia
1449995	Yorkton Capital Partners II Inc.	Canada
1430727	Yorkton Capital Partners Inc.	Canada

ANNEXURE 'B'

This is the annexure marked 'B' of 23 page(s) referred to in the Notice of initial substantial holder.

Dennis Leong
Company Secretary, Macquarie Group Limited
26 May 2017

Consideration

Date of change	Person whose relevant interest changed	Nature of change	Consideration per security	Number of securities affected	Class	Person's votes affected
24-May-17	MCAL	Relevant interest pursuant to section 608 of the Corporations Act and the terms of an underwriting agreement dated 24 May 2017 with Westpac Banking Corporation (see Annexure C)	N/A	60,799,282	FPO	60,799,282
24-May-17	MBL	On Market Purchase	AUD 12.19	211	FPO	211
24-May-17	MBL	On Market Purchase	AUD 12.18	178	FPO	178
24-May-17	MBL	On Market Purchase	AUD 12.18	3,788	FPO	3,788
24-May-17	MBL	On Market Purchase	AUD 12.12	3	FPO	3
24-May-17	MBL	On Market Purchase	AUD 12.16	2,030	FPO	2,030
24-May-17	MBL	On Market Purchase	AUD 12.22	195	FPO	195
24-May-17	MBL	On Market Purchase	AUD 12.11	57	FPO	57
24-May-17	MBL	On Market Purchase	AUD 12.13	154	FPO	154
24-May-17	MBL	On Market Purchase	AUD 12.18	449	FPO	449
24-May-17	MBL	On Market Purchase	AUD 12.23	244	FPO	244
23-May-17	MIMAL	On market sale	AUD 12.06	-1,109	FPO	1,109
23-May-17	MPPM	Transfer out - client account	AUD 0.00	-828	FPO	828
23-May-17	MIMAL	Transfer in - client account	AUD 0.00	525	FPO	525
23-May-17	MIMAL	Transfer out - client account	AUD 0.00	-525	FPO	525
23-May-17	MBL	On Market Purchase	AUD 12.05	19	FPO	19
23-May-17	MBL	On Market Purchase	AUD 12.07	75	FPO	75
23-May-17	MBL	On Market Sale	AUD 12.10	-465	FPO	465
23-May-17	MBL	On Market Purchase	AUD 12.05	205	FPO	205
23-May-17	MBL	On Market Purchase	AUD 12.06	241	FPO	241
23-May-17	MBL	On Market Purchase	AUD 12.07	682	FPO	682
23-May-17	MBL	On Market Purchase	AUD 12.04	244	FPO	244
23-May-17	MBL	On Market Purchase	AUD 12.08	463	FPO	463
23-May-17	MBL	On Market Purchase	AUD 12.07	400	FPO	400
23-May-17	MBL	On Market Purchase	AUD 12.07	195	FPO	195
23-May-17	MBL	On Market Purchase	AUD 12.04	1,730	FPO	1,730
23-May-17	MBL	On Market Sale	AUD 12.05	-2	FPO	2
23-May-17	MBL	On Market Purchase	AUD 12.06	144	FPO	144
23-May-17	MBL	On Market Purchase	AUD 12.06	2	FPO	2
23-May-17	MBL	On Market Purchase	AUD 12.05	504	FPO	504
23-May-17	MBL	On Market Purchase	AUD 12.10	3,084	FPO	3,084
22-May-17	MIMAL	On market purchase	AUD 11.89	100	FPO	100
22-May-17	MIMAL	On market sale	AUD 11.95	-2,600	FPO	2,600
22-May-17	MIMAL	Transfer in - client account	AUD 0.00	5,000	FPO	5,000
22-May-17	MIMAL	Transfer out - client account	AUD 0.00	-5,000	FPO	5,000
22-May-17	MIMAL	On market sale	AUD 12.01	-4,499	FPO	4,499
22-May-17	MBL	On Market Purchase	AUD 11.92	1,013	FPO	1,013
22-May-17	MBL	On Market Purchase	AUD 11.93	722	FPO	722
22-May-17	MBL	On Market Purchase	AUD 11.91	200	FPO	200
22-May-17	MBL	On Market Purchase	AUD 11.89	322	FPO	322
22-May-17	MBL	On Market Purchase	AUD 11.93	400	FPO	400
22-May-17	MBL	On Market Purchase	AUD 11.93	1,251	FPO	1,251
22-May-17	MBL	On Market Sale	AUD 12.10	-1,020	FPO	1,020
22-May-17	MBL	On Market Sale	AUD 12.00	-151	FPO	151
22-May-17	MBL	On Market Sale	AUD 12.10	-1	FPO	1
22-May-17	MBL	On Market Purchase	AUD 11.97	5	FPO	5

Date of change	Person whose relevant interest changed	Nature of change	Consideration per security	Number of securities affected	Class	Person's votes affected
22-May-17	MBL	On Market Purchase	AUD 11.93	300	FPO	300
22-May-17	MBL	On Market Purchase	AUD 12.00	86	FPO	86
22-May-17	MBL	On Market Purchase	AUD 11.96	82	FPO	82
22-May-17	MBL	On Market Purchase	AUD 12.01	4,131	FPO	4,131
22-May-17	MBL	On Market Purchase	AUD 11.93	358	FPO	358
22-May-17	MBL	On Market Purchase	AUD 11.94	743	FPO	743
19-May-17	MIMAL	On market sale	AUD 11.92	-1,195	FPO	1,195
19-May-17	MIMAL	On market purchase	AUD 11.92	310	FPO	310
19-May-17	MIMAL	Transfer in - client account	AUD 0.00	2,600	FPO	2,600
19-May-17	MIMAL	Transfer out - client account	AUD 0.00	-2,600	FPO	2,600
19-May-17	MBL	On Market Sale	AUD 11.97	-178	FPO	178
19-May-17	MBL	On Market Sale	AUD 11.83	-1,544	FPO	1,544
19-May-17	MBL	On Market Sale	AUD 11.94	-166	FPO	166
19-May-17	MBL	On Market Sale	AUD 11.86	-961	FPO	961
19-May-17	MBL	On Market Sale	AUD 11.98	-1,056	FPO	1,056
19-May-17	MBL	On Market Sale	AUD 11.88	-926	FPO	926
19-May-17	MBL	On Market Sale	AUD 11.85	-1,316	FPO	1,316
19-May-17	MBL	On Market Sale	AUD 11.89	-1,004	FPO	1,004
19-May-17	MBL	On Market Sale	AUD 11.92	-4,359	FPO	4,359
19-May-17	MBL	On Market Sale	AUD 11.92	-1,300	FPO	1,300
19-May-17	MBL	On Market Sale	AUD 11.93	-845	FPO	845
19-May-17	MBL	On Market Sale	AUD 11.98	-277	FPO	277
19-May-17	MBL	On Market Purchase	AUD 11.91	7,700	FPO	7,700
19-May-17	MBL	On Market Sale	AUD 11.93	-745	FPO	745
19-May-17	MBL	On Market Sale	AUD 11.91	-1,876	FPO	1,876
19-May-17	MBL	On Market Sale	AUD 11.92	-3,014	FPO	3,014
19-May-17	MBL	On Market Sale	AUD 11.82	-1,284	FPO	1,284
19-May-17	MBL	On Market Sale	AUD 11.84	-487	FPO	487
19-May-17	MBL	On Market Sale	AUD 11.85	-5,654	FPO	5,654
19-May-17	MBL	On Market Sale	AUD 11.84	-942	FPO	942
18-May-17	MPPM	On market purchase	AUD 11.78	45	FPO	45
18-May-17	MPPM	On market purchase	AUD 11.81	775	FPO	775
18-May-17	MIMAL	On market sale	AUD 11.85	-10	FPO	10
18-May-17	MIMAL	On market sale	AUD 11.79	-1,962	FPO	1,962
18-May-17	MBL	On Market Sale	AUD 11.81	-1,072	FPO	1,072
18-May-17	MBL	On Market Sale	AUD 11.83	-357	FPO	357
18-May-17	MBL	On Market Sale	AUD 11.75	-910	FPO	910
18-May-17	MBL	On Market Purchase	AUD 11.82	729	FPO	729
18-May-17	MBL	On Market Sale	AUD 11.76	-666	FPO	666
18-May-17	MBL	On Market Sale	AUD 11.79	-991	FPO	991
18-May-17	MBL	On Market Sale	AUD 11.85	-641	FPO	641
18-May-17	MBL	On Market Purchase	AUD 11.78	641	FPO	641
18-May-17	MBL	On Market Sale	AUD 11.79	-1,170	FPO	1,170
18-May-17	MBL	On Market Sale	AUD 11.76	-812	FPO	812
18-May-17	MBL	On Market Sale	AUD 11.85	-10,956	FPO	10,956
18-May-17	MBL	On Market Sale	AUD 11.83	-1,782	FPO	1,782
18-May-17	MBL	On Market Purchase	AUD 11.75	2,578	FPO	2,578
18-May-17	MBL	On Market Purchase	AUD 11.79	300	FPO	300
18-May-17	MBL	On Market Sale	AUD 11.82	-374	FPO	374
18-May-17	MBL	On Market Purchase	AUD 11.75	2,460	FPO	2,460
18-May-17	MBL	On Market Purchase	AUD 11.78	7,312	FPO	7,312
18-May-17	MBL	On Market Sale	AUD 11.80	-292	FPO	292
18-May-17	MBL	On Market Sale	AUD 11.85	-7,266	FPO	7,266
18-May-17	MBL	On Market Sale	AUD 11.79	-699	FPO	699
18-May-17	MBL	On Market Sale	AUD 11.80	-2,036	FPO	2,036
18-May-17	MBL	On Market Sale	AUD 11.76	-1,073	FPO	1,073
18-May-17	MBL	On Market Purchase	AUD 11.82	2,246	FPO	2,246
18-May-17	MBL	On Market Sale	AUD 11.81	-537	FPO	537
18-May-17	MBL	On Market Purchase	AUD 11.83	400	FPO	400
18-May-17	MBL	On Market Sale	AUD 11.80	-422	FPO	422
18-May-17	MBL	On Market Sale	AUD 11.79	-699	FPO	699
17-May-17	MIMAL	On market purchase	AUD 12.19	810	FPO	810
17-May-17	MBL	On Market Sale	AUD 12.56	-3,526	FPO	3,526
17-May-17	MBL	On Market Sale	AUD 12.35	-228	FPO	228
17-May-17	MBL	On Market Sale	AUD 12.13	-3,293	FPO	3,293
17-May-17	MBL	On Market Sale	AUD 12.24	-293	FPO	293
17-May-17	MBL	On Market Sale	AUD 12.15	-1	FPO	1
17-May-17	MBL	On Market Sale	AUD 12.14	-505	FPO	505
17-May-17	MBL	On Market Purchase	AUD 12.26	22	FPO	22
17-May-17	MBL	On Market Purchase	AUD 12.13	502	FPO	502
17-May-17	MBL	On Market Sale	AUD 12.20	-1,121	FPO	1,121
17-May-17	MBL	On Market Purchase	AUD 12.20	100	FPO	100
17-May-17	MBL	On Market Sale	AUD 12.27	-520	FPO	520
17-May-17	MBL	On Market Sale	AUD 12.57	-502	FPO	502

Date of change	Person whose relevant interest changed	Nature of change	Consideration per security	Number of securities affected	Class	Person's votes affected
17-May-17	MBL	On Market Purchase	AUD 12.13	100	FPO	100
17-May-17	MBL	On Market Sale	AUD 12.24	-373	FPO	373
17-May-17	MBL	On Market Purchase	AUD 12.16	1,518	FPO	1,518
17-May-17	MBL	On Market Sale	AUD 12.45	-272	FPO	272
17-May-17	MBL	On Market Sale	AUD 12.29	-876	FPO	876
17-May-17	MBL	On Market Sale	AUD 12.29	-300	FPO	300
17-May-17	MBL	On Market Sale	AUD 12.30	-390	FPO	390
17-May-17	MBL	On Market Sale	AUD 12.25	-179	FPO	179
17-May-17	MBL	On Market Sale	AUD 12.27	-211	FPO	211
17-May-17	MBL	On Market Sale	AUD 12.29	-358	FPO	358
16-May-17	MLL	On market sale	AUD 12.47	-21	FPO	21
16-May-17	MIMAL	On market purchase	AUD 12.47	21	FPO	21
16-May-17	MBL	On Market Purchase	AUD 12.45	159	FPO	159
16-May-17	MBL	On Market Purchase	AUD 12.48	78	FPO	78
16-May-17	MBL	On Market Purchase	AUD 12.49	15	FPO	15
16-May-17	MBL	On Market Sale	AUD 12.41	-487	FPO	487
16-May-17	MBL	On Market Purchase	AUD 12.32	2,111	FPO	2,111
16-May-17	MBL	On Market Sale	AUD 12.37	-236	FPO	236
16-May-17	MBL	On Market Sale	AUD 12.47	-8,662	FPO	8,662
16-May-17	MBL	On Market Purchase	AUD 12.43	959	FPO	959
16-May-17	MBL	On Market Sale	AUD 12.48	-402	FPO	402
16-May-17	MBL	On Market Sale	AUD 12.40	-1,300	FPO	1,300
16-May-17	MBL	On Market Purchase	AUD 12.45	100	FPO	100
16-May-17	MBL	On Market Sale	AUD 12.50	-374	FPO	374
16-May-17	MBL	On Market Purchase	AUD 12.45	41	FPO	41
16-May-17	MBL	On Market Sale	AUD 12.49	-1,577	FPO	1,577
16-May-17	MBL	On Market Sale	AUD 12.49	-162	FPO	162
16-May-17	MBL	On Market Purchase	AUD 12.26	300	FPO	300
15-May-17	MPPM	On market sale	AUD 12.00	-174	FPO	174
15-May-17	MIMAL	Transfer in - client account	AUD 0.00	2,200	FPO	2,200
15-May-17	MIMAL	Transfer out - client account	AUD 0.00	-2,200	FPO	2,200
15-May-17	MIMAL	Transfer out - client account	AUD 12.32	-1,903	FPO	1,903
15-May-17	MIMAL	On market purchase	AUD 12.32	1,133	FPO	1,133
15-May-17	MBL	On Market Purchase	AUD 12.08	900	FPO	900
15-May-17	MBL	On Market Sale	AUD 12.06	-30	FPO	30
15-May-17	MBL	On Market Sale	AUD 11.94	-519	FPO	519
15-May-17	MBL	On Market Purchase	AUD 12.11	730	FPO	730
15-May-17	MBL	On Market Sale	AUD 12.13	-681	FPO	681
15-May-17	MBL	On Market Purchase	AUD 12.13	2,068	FPO	2,068
15-May-17	MBL	On Market Sale	AUD 12.06	-12	FPO	12
15-May-17	MBL	On Market Sale	AUD 11.97	-439	FPO	439
15-May-17	MBL	On Market Sale	AUD 12.19	-383	FPO	383
15-May-17	MBL	On Market Sale	AUD 12.03	-810	FPO	810
15-May-17	MBL	On Market Purchase	AUD 12.27	97	FPO	97
15-May-17	MBL	On Market Sale	AUD 12.28	-429	FPO	429
15-May-17	MBL	On Market Sale	AUD 12.11	-389	FPO	389
15-May-17	MBL	On Market Purchase	AUD 11.84	133	FPO	133
15-May-17	MBL	On Market Sale	AUD 12.14	-439	FPO	439
15-May-17	MBL	On Market Purchase	AUD 12.32	4,507	FPO	4,507
15-May-17	MBL	On Market Sale	AUD 12.14	-277	FPO	277
15-May-17	MBL	On Market Sale	AUD 11.78	-2,544	FPO	2,544
15-May-17	MBL	On Market Sale	AUD 12.12	-374	FPO	374
15-May-17	MBL	On Market Sale	AUD 12.06	-162	FPO	162
15-May-17	MBL	On Market Sale	AUD 12.13	-100	FPO	100
15-May-17	MBL	On Market Sale	AUD 12.32	-6,668	FPO	6,668
15-May-17	MBL	On Market Purchase	AUD 12.08	1,506	FPO	1,506
12-May-17	MBL	On Market Purchase	AUD 11.79	9	FPO	9
12-May-17	MBL	On Market Purchase	AUD 11.91	60	FPO	60
12-May-17	MBL	On Market Sale	AUD 11.73	-243	FPO	243
12-May-17	MBL	On Market Purchase	AUD 11.76	1,347	FPO	1,347
12-May-17	MBL	On Market Purchase	AUD 11.79	212	FPO	212
12-May-17	MBL	On Market Purchase	AUD 11.74	3,563	FPO	3,563
12-May-17	MBL	On Market Sale	AUD 11.82	-320	FPO	320
12-May-17	MBL	On Market Sale	AUD 11.99	-2,678	FPO	2,678
12-May-17	MBL	On Market Sale	AUD 11.78	-1,186	FPO	1,186
12-May-17	MBL	On Market Sale	AUD 11.72	-515	FPO	515
12-May-17	MBL	On Market Purchase	AUD 11.86	1,552	FPO	1,552
12-May-17	MBL	On Market Sale	AUD 11.82	-151	FPO	151
12-May-17	MBL	On Market Sale	AUD 11.75	-495	FPO	495
12-May-17	MBL	On Market Purchase	AUD 11.80	494	FPO	494
12-May-17	MBL	On Market Purchase	AUD 12.01	4,175	FPO	4,175
12-May-17	MBL	On Market Purchase	AUD 11.66	1,833	FPO	1,833
12-May-17	MBL	On Market Purchase	AUD 11.73	1,677	FPO	1,677
12-May-17	MBL	On Market Purchase	AUD 11.95	495	FPO	495

Date of change	Person whose relevant interest changed	Nature of change	Consideration per security	Number of securities affected	Class	Person's votes affected
12-May-17	MBL	On Market Purchase	AUD 11.73	100	FPO	100
12-May-17	MBL	On Market Sale	AUD 11.70	-7	FPO	7
12-May-17	MBL	On Market Purchase	AUD 11.94	860	FPO	860
12-May-17	MBL	On Market Sale	AUD 11.74	-749	FPO	749
12-May-17	MBL	On Market Sale	AUD 11.73	-6	FPO	6
12-May-17	MBL	On Market Sale	AUD 11.78	-499	FPO	499
12-May-17	MBL	On Market Purchase	AUD 11.80	280	FPO	280
12-May-17	MBL	On Market Sale	AUD 11.75	-6,208	FPO	6,208
12-May-17	MBL	On Market Sale	AUD 11.83	-62	FPO	62
12-May-17	MBL	On Market Purchase	AUD 11.75	2,280	FPO	2,280
11-May-17	MPPM	Transfer out - client account	AUD 0.00	-588	FPO	588
11-May-17	MIMAL	On market sale	AUD 12.46	-600	FPO	600
11-May-17	MIMAL	On market sale	AUD 12.37	-70,037	FPO	70,037
11-May-17	MIMAL	On market sale	AUD 12.37	-11,096	FPO	11,096
11-May-17	MIMAL	On market sale	AUD 12.37	-1,962	FPO	1,962
11-May-17	MIMAL	On market sale	AUD 12.37	-822	FPO	822
11-May-17	MBL	On Market Sale	AUD 12.31	-5,598	FPO	5,598
11-May-17	MBL	On Market Purchase	AUD 12.34	179	FPO	179
11-May-17	MBL	On Market Sale	AUD 12.45	-1,067	FPO	1,067
11-May-17	MBL	On Market Purchase	AUD 12.69	1,868	FPO	1,868
11-May-17	MBL	On Market Sale	AUD 12.41	-115	FPO	115
11-May-17	MBL	On Market Sale	AUD 12.49	-1,614	FPO	1,614
11-May-17	MBL	On Market Sale	AUD 12.23	-496	FPO	496
11-May-17	MBL	On Market Purchase	AUD 12.50	1,250	FPO	1,250
11-May-17	MBL	On Market Sale	AUD 12.42	-1,344	FPO	1,344
11-May-17	MBL	On Market Purchase	AUD 12.43	179	FPO	179
11-May-17	MBL	On Market Sale	AUD 12.32	-70	FPO	70
11-May-17	MBL	On Market Sale	AUD 12.47	-880	FPO	880
11-May-17	MBL	On Market Sale	AUD 12.25	-51	FPO	51
11-May-17	MBL	On Market Purchase	AUD 12.49	358	FPO	358
11-May-17	MBL	On Market Purchase	AUD 12.80	496	FPO	496
11-May-17	MBL	On Market Purchase	AUD 12.50	763	FPO	763
11-May-17	MBL	On Market Purchase	AUD 12.41	357	FPO	357
11-May-17	MBL	On Market Purchase	AUD 12.30	179	FPO	179
11-May-17	MBL	On Market Sale	AUD 12.57	-2,332	FPO	2,332
11-May-17	MBL	On Market Sale	AUD 12.30	-2,230	FPO	2,230
11-May-17	MBL	On Market Sale	AUD 12.50	-3,209	FPO	3,209
11-May-17	MBL	On Market Sale	AUD 12.23	-4,194	FPO	4,194
11-May-17	MBL	On Market Sale	AUD 12.44	-209	FPO	209
11-May-17	MBL	On Market Sale	AUD 12.46	-1,370	FPO	1,370
11-May-17	MBL	On Market Purchase	AUD 12.45	179	FPO	179
11-May-17	MBL	On Market Sale	AUD 12.36	-529	FPO	529
10-May-17	MIMAL	On market sale	AUD 13.07	-1,109	FPO	1,109
10-May-17	MIMAL	On market sale	AUD 13.08	-1,152	FPO	1,152
10-May-17	MIMAL	On market sale	AUD 13.12	-500	FPO	500
10-May-17	MIMAL	On market sale	AUD 13.10	-500	FPO	500
10-May-17	MIMAL	On market sale	AUD 13.05	-3,000	FPO	3,000
10-May-17	MIMAL	On market sale	AUD 12.99	-332	FPO	332
10-May-17	MIMAL	On market sale	AUD 12.99	-50,077	FPO	50,077
10-May-17	MIMAL	On market sale	AUD 12.99	-7,933	FPO	7,933
10-May-17	MIMAL	On market sale	AUD 12.99	-1,403	FPO	1,403
10-May-17	MIMAL	On market sale	AUD 12.99	-587	FPO	587
10-May-17	MBL	On Market Sale	AUD 13.17	-16	FPO	16
10-May-17	MBL	On Market Sale	AUD 13.06	-23	FPO	23
10-May-17	MBL	On Market Sale	AUD 13.10	-200	FPO	200
10-May-17	MBL	On Market Sale	AUD 13.19	-689	FPO	689
10-May-17	MBL	On Market Purchase	AUD 13.19	698	FPO	698
10-May-17	MBL	On Market Purchase	AUD 13.13	528	FPO	528
10-May-17	MBL	On Market Sale	AUD 13.14	-5,301	FPO	5,301
10-May-17	MBL	On Market Sale	AUD 13.14	-601	FPO	601
10-May-17	MBL	On Market Purchase	AUD 13.20	249	FPO	249
10-May-17	MBL	On Market Sale	AUD 13.10	-370	FPO	370
10-May-17	MBL	On Market Sale	AUD 13.10	-164	FPO	164
10-May-17	MBL	On Market Sale	AUD 13.13	-2,942	FPO	2,942
10-May-17	MBL	On Market Purchase	AUD 13.17	1,577	FPO	1,577
10-May-17	MBL	On Market Sale	AUD 13.02	-558	FPO	558
10-May-17	MBL	On Market Sale	AUD 13.17	-2,431	FPO	2,431
10-May-17	MBL	On Market Purchase	AUD 13.03	5,579	FPO	5,579
10-May-17	MBL	On Market Sale	AUD 13.20	-7,265	FPO	7,265
10-May-17	MBL	On Market Purchase	AUD 13.11	2,487	FPO	2,487
10-May-17	MBL	On Market Sale	AUD 13.16	-189	FPO	189
10-May-17	MBL	On Market Sale	AUD 13.14	-153	FPO	153
10-May-17	MBL	On Market Purchase	AUD 13.13	2,031	FPO	2,031
10-May-17	MBL	On Market Purchase	AUD 13.20	990	FPO	990

Date of change	Person whose relevant interest changed	Nature of change	Consideration per security	Number of securities affected	Class	Person's votes affected
10-May-17	MBL	On Market Sale	AUD 12.99	-69	FPO	69
09-May-17	MPPM	Transfer out - client account	AUD 0.00	-383	FPO	383
09-May-17	MBL	On Market Purchase	AUD 12.90	1,153	FPO	1,153
09-May-17	MBL	On Market Purchase	AUD 12.91	406	FPO	406
09-May-17	MBL	On Market Purchase	AUD 12.66	1,460	FPO	1,460
09-May-17	MBL	On Market Sale	AUD 12.78	-14,665	FPO	14,665
09-May-17	MBL	On Market Purchase	AUD 12.80	748	FPO	748
09-May-17	MBL	On Market Purchase	AUD 12.80	1,039	FPO	1,039
08-May-17	MIMAL	On market sale	AUD 12.63	-1,000	FPO	1,000
08-May-17	MIMAL	On market sale	AUD 12.47	-1,200	FPO	1,200
08-May-17	MIMAL	On market purchase	AUD 12.62	69,070	FPO	69,070
08-May-17	MIMAL	On market purchase	AUD 12.62	10,911	FPO	10,911
08-May-17	MIMAL	On market purchase	AUD 12.62	1,925	FPO	1,925
08-May-17	MBL	On Market Purchase	AUD 12.41	254	FPO	254
08-May-17	MBL	On Market Purchase	AUD 12.64	390	FPO	390
08-May-17	MBL	On Market Sale	AUD 12.59	-500	FPO	500
08-May-17	MBL	On Market Purchase	AUD 12.63	596	FPO	596
08-May-17	MBL	On Market Purchase	AUD 12.52	830	FPO	830
08-May-17	MBL	On Market Purchase	AUD 12.38	3,896	FPO	3,896
08-May-17	MBL	On Market Purchase	AUD 12.41	943	FPO	943
08-May-17	MBL	On Market Sale	AUD 12.69	-117	FPO	117
08-May-17	MBL	On Market Purchase	AUD 12.44	595	FPO	595
08-May-17	MBL	On Market Purchase	AUD 12.46	347	FPO	347
08-May-17	MBL	On Market Sale	AUD 12.37	-67	FPO	67
08-May-17	MBL	On Market Sale	AUD 12.67	-1	FPO	1
08-May-17	MBL	On Market Purchase	AUD 12.43	2,235	FPO	2,235
08-May-17	MBL	On Market Sale	AUD 12.63	-1,803	FPO	1,803
08-May-17	MBL	On Market Sale	AUD 12.37	-507	FPO	507
08-May-17	MBL	On Market Purchase	AUD 12.69	14	FPO	14
08-May-17	MBL	On Market Sale	AUD 12.68	-300	FPO	300
08-May-17	MBL	On Market Purchase	AUD 12.69	4	FPO	4
08-May-17	MBL	On Market Sale	AUD 12.68	-133	FPO	133
08-May-17	MBL	On Market Purchase	AUD 12.63	602	FPO	602
08-May-17	MBL	On Market Sale	AUD 12.39	-56	FPO	56
08-May-17	MBL	On Market Purchase	AUD 12.67	254	FPO	254
08-May-17	MBL	On Market Purchase	AUD 12.68	1	FPO	1
08-May-17	MBL	On Market Sale	AUD 12.67	-254	FPO	254
05-May-17	MIMAL	On market sale	AUD 12.22	-600	FPO	600
05-May-17	MPPM	On market sale	AUD 12.26	-43	FPO	43
05-May-17	MIMAL	On market sale	AUD 12.27	-410	FPO	410
05-May-17	MPPM	On market sale	AUD 12.26	-22	FPO	22
05-May-17	MPPM	On market sale	AUD 12.26	-72	FPO	72
05-May-17	MBL	Borrow Return	AUD13.2	-20,000	FPO	20,000
05-May-17	MBL	On Market Sale	AUD 12.10	-731	FPO	731
05-May-17	MBL	On Market Purchase	AUD 12.22	951	FPO	951
05-May-17	MBL	On Market Purchase	AUD 12.29	780	FPO	780
05-May-17	MBL	On Market Purchase	AUD 12.29	276	FPO	276
05-May-17	MBL	On Market Sale	AUD 12.17	-485	FPO	485
05-May-17	MBL	On Market Purchase	AUD 12.21	943	FPO	943
05-May-17	MBL	On Market Sale	AUD 12.20	-6,479	FPO	6,479
05-May-17	MBL	On Market Purchase	AUD 12.25	924	FPO	924
04-May-17	MPPM	On market purchase	AUD 12.13	46	FPO	46
04-May-17	MIMAL	On market sale	AUD 12.15	-84	FPO	84
04-May-17	MBL	On Market Purchase	AUD 12.15	3,053	FPO	3,053
04-May-17	MBL	On Market Purchase	AUD 12.13	179	FPO	179
04-May-17	MBL	On Market Purchase	AUD 12.15	439	FPO	439
04-May-17	MBL	On Market Purchase	AUD 12.15	179	FPO	179
04-May-17	MBL	On Market Sale	AUD 12.16	-9,898	FPO	9,898
04-May-17	MBL	On Market Purchase	AUD 12.15	568	FPO	568
04-May-17	MBL	On Market Purchase	AUD 12.15	406	FPO	406
04-May-17	MBL	On Market Purchase	AUD 12.14	682	FPO	682
04-May-17	MBL	On Market Sale	AUD 12.16	-1,055	FPO	1,055
03-May-17	MPPM	On market sale	AUD 12.26	-4,377	FPO	4,377
03-May-17	MBL	On Market Purchase	AUD 12.21	211	FPO	211
03-May-17	MBL	On Market Purchase	AUD 12.32	163	FPO	163
03-May-17	MBL	On Market Sale	AUD 12.20	-499	FPO	499
03-May-17	MBL	On Market Purchase	AUD 12.50	486	FPO	486
03-May-17	MBL	On Market Purchase	AUD 12.38	163	FPO	163
03-May-17	MBL	On Market Purchase	AUD 12.21	195	FPO	195
03-May-17	MBL	On Market Purchase	AUD 12.41	164	FPO	164
03-May-17	MBL	On Market Purchase	AUD 12.37	162	FPO	162
03-May-17	MBL	On Market Sale	AUD 12.20	-5,231	FPO	5,231
03-May-17	MBL	On Market Purchase	AUD 12.27	358	FPO	358
03-May-17	MBL	On Market Purchase	AUD 12.31	499	FPO	499

Date of change	Person whose relevant interest changed	Nature of change	Consideration per security	Number of securities affected	Class	Person's votes affected
03-May-17	MBL	On Market Purchase	AUD 12.35	1,723	FPO	1,723
02-May-17	MPPM	On market sale	AUD 12.16	-81	FPO	81
02-May-17	MIMAL	On market purchase	AUD 12.20	284	FPO	284
02-May-17	MPPM	On market sale	AUD 12.16	-25	FPO	25
02-May-17	MIMAL	On market sale	AUD 12.16	-1,041	FPO	1,041
02-May-17	MIMAL	On market purchase	AUD 12.39	28,596	FPO	28,596
02-May-17	MIMAL	On market purchase	AUD 12.39	3,370	FPO	3,370
02-May-17	MIMAL	On market purchase	AUD 12.39	821	FPO	821
02-May-17	MIMAL	On market purchase	AUD 12.39	651	FPO	651
02-May-17	MBL	On Market Sale	AUD 12.20	-3,006	FPO	3,006
02-May-17	MBL	On Market Sale	AUD 12.24	-1,495	FPO	1,495
02-May-17	MBL	On Market Sale	AUD 12.40	-4,288	FPO	4,288
02-May-17	MBL	On Market Sale	AUD 12.20	-200	FPO	200
02-May-17	MBL	On Market Purchase	AUD 12.33	260	FPO	260
02-May-17	MBL	On Market Sale	AUD 12.18	-380	FPO	380
02-May-17	MBL	On Market Purchase	AUD 12.23	487	FPO	487
02-May-17	MBL	On Market Purchase	AUD 12.26	6	FPO	6
02-May-17	MBL	On Market Sale	AUD 12.33	-1,297	FPO	1,297
02-May-17	MBL	On Market Purchase	AUD 12.19	3	FPO	3
02-May-17	MBL	On Market Sale	AUD 12.18	-218	FPO	218
02-May-17	MBL	On Market Sale	AUD 12.26	-422	FPO	422
02-May-17	MBL	On Market Sale	AUD 12.25	-93	FPO	93
02-May-17	MBL	On Market Sale	AUD 12.24	-106	FPO	106
02-May-17	MBL	On Market Sale	AUD 12.33	-1,025	FPO	1,025
02-May-17	MBL	On Market Purchase	AUD 12.27	1,948	FPO	1,948
02-May-17	MBL	On Market Purchase	AUD 12.26	326	FPO	326
02-May-17	MBL	On Market Sale	AUD 12.20	-371	FPO	371
02-May-17	MBL	On Market Sale	AUD 12.32	-63	FPO	63
02-May-17	MBL	On Market Purchase	AUD 12.33	77	FPO	77
02-May-17	MBL	On Market Sale	AUD 12.33	-1,182	FPO	1,182
02-May-17	MBL	On Market Purchase	AUD 12.19	783	FPO	783
02-May-17	MBL	On Market Purchase	AUD 12.30	472	FPO	472
02-May-17	MBL	On Market Purchase	AUD 12.22	374	FPO	374
02-May-17	MBL	On Market Sale	AUD 12.25	-732	FPO	732
02-May-17	MBL	On Market Sale	AUD 12.19	-175	FPO	175
02-May-17	MBL	On Market Sale	AUD 12.33	-35	FPO	35
01-May-17	MIMAL	Transfer in - client account	AUD 0.00	1,737	FPO	1,737
01-May-17	MIMAL	On market sale	AUD 12.14	-1,000	FPO	1,000
01-May-17	MBL	On Market Sale	AUD 12.18	-448	FPO	448
01-May-17	MBL	On Market Sale	AUD 12.21	-1,530	FPO	1,530
01-May-17	MBL	On Market Purchase	AUD 12.12	470	FPO	470
01-May-17	MBL	On Market Purchase	AUD 12.09	874	FPO	874
01-May-17	MBL	On Market Sale	AUD 12.27	-1,841	FPO	1,841
01-May-17	MBL	On Market Sale	AUD 12.25	-453	FPO	453
01-May-17	MBL	On Market Sale	AUD 12.11	-391	FPO	391
01-May-17	MBL	On Market Purchase	AUD 11.84	491	FPO	491
01-May-17	MBL	On Market Sale	AUD 12.12	-228	FPO	228
01-May-17	MBL	On Market Sale	AUD 12.20	-1,638	FPO	1,638
01-May-17	MBL	On Market Purchase	AUD 11.99	1,926	FPO	1,926
01-May-17	MBL	On Market Purchase	AUD 12.10	615	FPO	615
01-May-17	MBL	On Market Sale	AUD 12.27	-491	FPO	491
01-May-17	MBL	On Market Purchase	AUD 12.22	179	FPO	179
01-May-17	MBL	On Market Purchase	AUD 12.03	243	FPO	243
01-May-17	MBL	On Market Purchase	AUD 12.08	583	FPO	583
01-May-17	MBL	On Market Sale	AUD 12.13	-440	FPO	440
01-May-17	MBL	On Market Purchase	AUD 12.07	291	FPO	291
01-May-17	MBL	On Market Purchase	AUD 12.13	178	FPO	178
01-May-17	MBL	On Market Sale	AUD 11.84	-1,532	FPO	1,532
01-May-17	MBL	On Market Purchase	AUD 12.22	517	FPO	517
01-May-17	MBL	On Market Purchase	AUD 12.22	1,596	FPO	1,596
01-May-17	MBL	On Market Purchase	AUD 12.12	454	FPO	454
28-Apr-17	MIMAL	On market purchase	AUD 11.92	3,000	FPO	3,000
28-Apr-17	MPPM	On market sale	AUD 11.85	-323	FPO	323
28-Apr-17	MIMAL	On market sale	AUD 11.89	-600	FPO	600
28-Apr-17	MBL	On Market Sale	AUD 11.94	-2,207	FPO	2,207
28-Apr-17	MBL	On Market Sale	AUD 11.94	-487	FPO	487
28-Apr-17	MBL	On Market Purchase	AUD 11.92	97	FPO	97
28-Apr-17	MBL	On Market Sale	AUD 11.91	-5	FPO	5
28-Apr-17	MBL	On Market Purchase	AUD 11.92	84	FPO	84
28-Apr-17	MBL	On Market Purchase	AUD 11.82	487	FPO	487
28-Apr-17	MBL	On Market Sale	AUD 11.82	-2,028	FPO	2,028
28-Apr-17	MBL	On Market Sale	AUD 11.91	-539	FPO	539
28-Apr-17	MBL	On Market Purchase	AUD 11.83	429	FPO	429
27-Apr-17	MPPM	On market sale	AUD 11.89	-940	FPO	940

Date of change	Person whose relevant interest changed	Nature of change	Consideration per security	Number of securities affected	Class	Person's votes affected
27-Apr-17	MBL	On Market Sale	AUD 11.71	-126	FPO	126
27-Apr-17	MBL	On Market Sale	AUD 11.91	-742	FPO	742
27-Apr-17	MBL	On Market Sale	AUD 11.85	-161	FPO	161
27-Apr-17	MBL	On Market Sale	AUD 11.88	-609	FPO	609
27-Apr-17	MBL	On Market Sale	AUD 11.95	-1,312	FPO	1,312
27-Apr-17	MBL	On Market Purchase	AUD 11.91	14	FPO	14
27-Apr-17	MBL	On Market Sale	AUD 11.83	-3,125	FPO	3,125
27-Apr-17	MBL	On Market Sale	AUD 11.91	-269	FPO	269
27-Apr-17	MBL	On Market Sale	AUD 11.93	-191	FPO	191
27-Apr-17	MBL	On Market Sale	AUD 11.96	-386	FPO	386
27-Apr-17	MBL	On Market Purchase	AUD 11.86	485	FPO	485
27-Apr-17	MBL	On Market Sale	AUD 11.85	-853	FPO	853
27-Apr-17	MBL	On Market Sale	AUD 11.89	-371	FPO	371
27-Apr-17	MBL	On Market Sale	AUD 11.79	-45	FPO	45
27-Apr-17	MBL	On Market Sale	AUD 11.84	-705	FPO	705
27-Apr-17	MBL	On Market Purchase	AUD 11.82	729	FPO	729
26-Apr-17	MPPM	Transfer in - client account	AUD 0.00	940	FPO	940
26-Apr-17	MIMAL	On market purchase	AUD 11.85	28,836	FPO	28,836
26-Apr-17	MIMALL	On market sale	AUD 11.85	-3,274	FPO	3,274
26-Apr-17	MIMAL	On market purchase	AUD 11.85	5,003	FPO	5,003
26-Apr-17	MIMAL	On market purchase	AUD 11.75	630	FPO	630
26-Apr-17	MIMAL	On market purchase	AUD 11.85	855	FPO	855
26-Apr-17	MIMAL	On market purchase	AUD 11.85	856	FPO	856
26-Apr-17	MBL	On Market Purchase	AUD 11.65	86	FPO	86
26-Apr-17	MBL	On Market Purchase	AUD 11.86	23	FPO	23
26-Apr-17	MBL	On Market Purchase	AUD 11.84	296	FPO	296
26-Apr-17	MBL	On Market Purchase	AUD 11.68	20	FPO	20
26-Apr-17	MBL	On Market Purchase	AUD 11.86	24	FPO	24
26-Apr-17	MBL	On Market Purchase	AUD 11.85	477	FPO	477
26-Apr-17	MBL	On Market Purchase	AUD 11.64	737	FPO	737
26-Apr-17	MBL	On Market Purchase	AUD 11.86	220	FPO	220
26-Apr-17	MBL	On Market Purchase	AUD 11.67	105	FPO	105
26-Apr-17	MBL	On Market Purchase	AUD 11.65	2,243	FPO	2,243
26-Apr-17	MBL	On Market Sale	AUD 11.49	-477	FPO	477
26-Apr-17	MBL	On Market Purchase	AUD 11.84	13	FPO	13
26-Apr-17	MBL	On Market Purchase	AUD 11.68	792	FPO	792
26-Apr-17	MBL	On Market Purchase	AUD 11.84	31	FPO	31
26-Apr-17	MBL	On Market Purchase	AUD 11.84	9	FPO	9
26-Apr-17	MBL	On Market Purchase	AUD 11.84	147	FPO	147
26-Apr-17	MBL	On Market Purchase	AUD 11.84	55	FPO	55
26-Apr-17	MBL	On Market Purchase	AUD 11.66	180	FPO	180
26-Apr-17	MBL	On Market Purchase	AUD 11.86	22	FPO	22
26-Apr-17	MBL	On Market Purchase	AUD 11.86	24	FPO	24
26-Apr-17	MBL	On Market Purchase	AUD 11.61	19	FPO	19
26-Apr-17	MBL	On Market Purchase	AUD 11.85	1,548	FPO	1,548
26-Apr-17	MBL	On Market Purchase	AUD 11.62	176	FPO	176
26-Apr-17	MBL	On Market Purchase	AUD 11.86	25	FPO	25
26-Apr-17	MBL	On Market Purchase	AUD 11.84	9	FPO	9
26-Apr-17	MBL	On Market Sale	AUD 11.63	-3,677	FPO	3,677
26-Apr-17	MBL	On Market Purchase	AUD 11.52	4,286	FPO	4,286
26-Apr-17	MBL	On Market Purchase	AUD 11.84	14	FPO	14
26-Apr-17	MBL	On Market Purchase	AUD 11.86	21	FPO	21
26-Apr-17	MBL	On Market Purchase	AUD 11.64	514	FPO	514
26-Apr-17	MBL	On Market Purchase	AUD 11.86	20	FPO	20
26-Apr-17	MBL	On Market Purchase	AUD 11.67	21	FPO	21
26-Apr-17	MBL	On Market Purchase	AUD 11.66	106	FPO	106
26-Apr-17	MBL	On Market Purchase	AUD 11.84	2	FPO	2
26-Apr-17	MBL	On Market Purchase	AUD 11.86	107	FPO	107
26-Apr-17	MBL	On Market Purchase	AUD 11.61	14	FPO	14
26-Apr-17	MBL	On Market Purchase	AUD 11.84	36	FPO	36
24-Apr-17	MIMAL	Transfer out - client account	AUD 0.00	-1,200	FPO	1,200
24-Apr-17	MIMAL	On market purchase	AUD 11.38	1,050	FPO	1,050
24-Apr-17	MIMAL	Transfer in - client account	AUD 0.00	1,200	FPO	1,200
24-Apr-17	MBL	On Market Purchase	AUD 11.41	1,945	FPO	1,945
24-Apr-17	MBL	On Market Purchase	AUD 11.38	373	FPO	373
24-Apr-17	MBL	On Market Purchase	AUD 11.44	1,312	FPO	1,312
24-Apr-17	MBL	On Market Purchase	AUD 11.40	178	FPO	178
24-Apr-17	MBL	On Market Purchase	AUD 11.41	502	FPO	502
24-Apr-17	MBL	On Market Purchase	AUD 11.43	7,653	FPO	7,653
24-Apr-17	MBL	On Market Purchase	AUD 11.44	4,000	FPO	4,000
24-Apr-17	MBL	On Market Purchase	AUD 11.46	1,537	FPO	1,537
21-Apr-17	MBL	On Market Sale	AUD 11.24	-534	FPO	534
21-Apr-17	MBL	On Market Purchase	AUD 11.30	400	FPO	400
21-Apr-17	MBL	On Market Purchase	AUD 11.25	1,456	FPO	1,456

Date of change	Person whose relevant interest changed	Nature of change	Consideration per security	Number of securities affected	Class	Person's votes affected
21-Apr-17	MBL	On Market Purchase	AUD 11.41	472	FPO	472
21-Apr-17	MBL	On Market Sale	AUD 11.41	-806	FPO	806
21-Apr-17	MBL	On Market Purchase	AUD 11.33	11	FPO	11
21-Apr-17	MBL	On Market Sale	AUD 11.19	-1,615	FPO	1,615
21-Apr-17	MBL	On Market Purchase	AUD 11.30	7	FPO	7
21-Apr-17	MBL	On Market Sale	AUD 11.25	-472	FPO	472
20-Apr-17	MIMAL	On market sale	AUD 11.19	-1,670	FPO	1,670
20-Apr-17	MPPM	On market sale	AUD 11.35	-210	FPO	210
20-Apr-17	MBL	Borrow Return	AUD11.7075	-1,000	FPO	1,000
20-Apr-17	MBL	Borrow Return	AUD11.7075	-27,000	FPO	27,000
20-Apr-17	MBL	Borrow Return	AUD12.05	-20,000	FPO	20,000
20-Apr-17	MBL	On Market Purchase	AUD 11.19	374	FPO	374
20-Apr-17	MBL	On Market Purchase	AUD 11.26	1,948	FPO	1,948
20-Apr-17	MBL	On Market Purchase	AUD 11.19	259	FPO	259
20-Apr-17	MBL	On Market Purchase	AUD 11.26	323	FPO	323
20-Apr-17	MBL	On Market Purchase	AUD 11.19	534	FPO	534
20-Apr-17	MBL	On Market Purchase	AUD 11.25	826	FPO	826
20-Apr-17	MBL	On Market Purchase	AUD 11.19	8,661	FPO	8,661
20-Apr-17	MBL	On Market Purchase	AUD 11.20	615	FPO	615
20-Apr-17	MBL	On Market Purchase	AUD 11.18	566	FPO	566
20-Apr-17	MBL	On Market Sale	AUD 11.20	-1,684	FPO	1,684
20-Apr-17	MBL	On Market Purchase	AUD 11.24	356	FPO	356
19-Apr-17	MPPM	On market purchase	AUD 11.30	162	FPO	162
19-Apr-17	MIMAL	On market sale	AUD 11.27	-441	FPO	441
19-Apr-17	MBL	On Market Sale	AUD 11.31	-237	FPO	237
19-Apr-17	MBL	On Market Sale	AUD 11.35	-146	FPO	146
19-Apr-17	MBL	On Market Sale	AUD 11.37	-21	FPO	21
19-Apr-17	MBL	On Market Sale	AUD 11.25	-639	FPO	639
19-Apr-17	MBL	On Market Sale	AUD 11.30	-268	FPO	268
19-Apr-17	MBL	On Market Purchase	AUD 11.26	842	FPO	842
19-Apr-17	MBL	On Market Purchase	AUD 11.19	804	FPO	804
19-Apr-17	MBL	On Market Purchase	AUD 11.33	194	FPO	194
19-Apr-17	MBL	On Market Purchase	AUD 11.09	639	FPO	639
19-Apr-17	MBL	On Market Purchase	AUD 11.31	827	FPO	827
19-Apr-17	MBL	On Market Purchase	AUD 11.21	178	FPO	178
19-Apr-17	MBL	On Market Sale	AUD 11.30	-2,016	FPO	2,016
19-Apr-17	MBL	On Market Purchase	AUD 11.31	942	FPO	942
19-Apr-17	MBL	On Market Sale	AUD 11.23	-405	FPO	405
19-Apr-17	MBL	On Market Sale	AUD 11.21	-55	FPO	55
19-Apr-17	MBL	On Market Purchase	AUD 11.26	680	FPO	680
19-Apr-17	MBL	On Market Purchase	AUD 11.30	179	FPO	179
19-Apr-17	MBL	On Market Purchase	AUD 11.31	271	FPO	271
19-Apr-17	MBL	On Market Purchase	AUD 11.31	324	FPO	324
19-Apr-17	MBL	On Market Purchase	AUD 11.29	1,130	FPO	1,130
19-Apr-17	MBL	On Market Sale	AUD 11.31	-1,748	FPO	1,748
19-Apr-17	MBL	On Market Purchase	AUD 11.25	7,537	FPO	7,537
19-Apr-17	MBL	On Market Sale	AUD 11.29	-300	FPO	300
19-Apr-17	MBL	On Market Purchase	AUD 11.29	178	FPO	178
19-Apr-17	MBL	On Market Purchase	AUD 11.31	150	FPO	150
18-Apr-17	MIMAL	On market sale	AUD 11.31	-1,600	FPO	1,600
18-Apr-17	MBL	On Market Sale	AUD 11.14	-2	FPO	2
18-Apr-17	MBL	On Market Purchase	AUD 11.32	859	FPO	859
18-Apr-17	MBL	On Market Purchase	AUD 11.37	322	FPO	322
18-Apr-17	MBL	On Market Purchase	AUD 11.14	1,400	FPO	1,400
18-Apr-17	MBL	On Market Purchase	AUD 11.23	178	FPO	178
18-Apr-17	MBL	On Market Purchase	AUD 11.17	839	FPO	839
18-Apr-17	MBL	On Market Sale	AUD 11.15	-2,590	FPO	2,590
18-Apr-17	MBL	On Market Sale	AUD 11.15	-422	FPO	422
18-Apr-17	MBL	On Market Purchase	AUD 11.18	179	FPO	179
18-Apr-17	MBL	On Market Purchase	AUD 11.20	2	FPO	2
18-Apr-17	MBL	On Market Purchase	AUD 11.22	1,408	FPO	1,408
18-Apr-17	MBL	On Market Sale	AUD 11.14	-597	FPO	597
18-Apr-17	MBL	On Market Purchase	AUD 11.29	437	FPO	437
18-Apr-17	MBL	On Market Purchase	AUD 11.31	935	FPO	935
18-Apr-17	MBL	On Market Purchase	AUD 11.25	857	FPO	857
18-Apr-17	MBL	On Market Purchase	AUD 11.10	422	FPO	422
18-Apr-17	MBL	On Market Purchase	AUD 11.21	178	FPO	178
18-Apr-17	MBL	On Market Purchase	AUD 11.28	389	FPO	389
18-Apr-17	MBL	On Market Purchase	AUD 11.19	567	FPO	567
18-Apr-17	MBL	On Market Purchase	AUD 11.25	701	FPO	701
18-Apr-17	MBL	On Market Purchase	AUD 11.27	438	FPO	438
18-Apr-17	MBL	On Market Purchase	AUD 11.20	858	FPO	858
18-Apr-17	MBL	On Market Purchase	AUD 11.27	421	FPO	421
18-Apr-17	MBL	On Market Purchase	AUD 11.31	422	FPO	422

Date of change	Person whose relevant interest changed	Nature of change	Consideration per security	Number of securities affected	Class	Person's votes affected
18-Apr-17	MBL	On Market Sale	AUD 11.10	-890	FPO	890
18-Apr-17	MBL	On Market Purchase	AUD 11.31	356	FPO	356
13-Apr-17	MPPM	On market sale	AUD 11.16	-90	FPO	90
13-Apr-17	MPPM	On market sale	AUD 11.16	-127	FPO	127
13-Apr-17	MPPM	On market sale	AUD 11.16	-267	FPO	267
13-Apr-17	MPPM	On market sale	AUD 11.16	-47	FPO	47
13-Apr-17	MPPM	On market sale	AUD 11.16	-117	FPO	117
13-Apr-17	MPPM	On market sale	AUD 11.16	-107	FPO	107
13-Apr-17	MPPM	On market sale	AUD 11.16	-32	FPO	32
13-Apr-17	MPPM	On market sale	AUD 11.16	-35	FPO	35
13-Apr-17	MPPM	On market sale	AUD 11.16	-223	FPO	223
13-Apr-17	MPPM	On market sale	AUD 11.16	-52	FPO	52
13-Apr-17	MPPM	On market sale	AUD 11.16	-150	FPO	150
13-Apr-17	MPPM	On market sale	AUD 11.16	-147	FPO	147
13-Apr-17	MPPM	On market sale	AUD 11.16	-73	FPO	73
13-Apr-17	MPPM	On market sale	AUD 11.16	-60	FPO	60
13-Apr-17	MPPM	On market sale	AUD 11.16	-82	FPO	82
13-Apr-17	MPPM	On market sale	AUD 11.16	-65	FPO	65
13-Apr-17	MPPM	On market sale	AUD 11.16	-45	FPO	45
13-Apr-17	MPPM	On market sale	AUD 11.16	-36	FPO	36
13-Apr-17	MPPM	On market sale	AUD 11.16	-153	FPO	153
13-Apr-17	MPPM	On market sale	AUD 11.16	-34	FPO	34
13-Apr-17	MPPM	On market sale	AUD 11.16	-181	FPO	181
13-Apr-17	MPPM	On market sale	AUD 11.16	-92	FPO	92
13-Apr-17	MPPM	On market sale	AUD 11.16	-151	FPO	151
13-Apr-17	MBL	Borrow Delivery	AUD12.1	40,000	FPO	40,000
13-Apr-17	MBL	Borrow Return	AUD11.298	-14,000	FPO	14,000
13-Apr-17	MBL	On Market Purchase	AUD 10.95	7,604	FPO	7,604
13-Apr-17	MBL	On Market Purchase	AUD 11.14	210	FPO	210
13-Apr-17	MBL	On Market Sale	AUD 11.03	-53	FPO	53
13-Apr-17	MBL	On Market Purchase	AUD 11.20	551	FPO	551
13-Apr-17	MBL	On Market Sale	AUD 11.20	-17	FPO	17
13-Apr-17	MBL	On Market Purchase	AUD 11.18	825	FPO	825
13-Apr-17	MBL	On Market Purchase	AUD 11.16	178	FPO	178
13-Apr-17	MBL	On Market Sale	AUD 11.17	-3,260	FPO	3,260
13-Apr-17	MBL	On Market Purchase	AUD 11.09	179	FPO	179
13-Apr-17	MBL	On Market Purchase	AUD 11.20	4,165	FPO	4,165
13-Apr-17	MBL	On Market Sale	AUD 10.94	-1,399	FPO	1,399
13-Apr-17	MBL	On Market Purchase	AUD 11.21	583	FPO	583
13-Apr-17	MBL	On Market Sale	AUD 11.17	-654	FPO	654
13-Apr-17	MBL	On Market Purchase	AUD 11.02	485	FPO	485
13-Apr-17	MBL	On Market Sale	AUD 11.16	-2,503	FPO	2,503
13-Apr-17	MBL	On Market Sale	AUD 11.20	-3,550	FPO	3,550
13-Apr-17	MBL	On Market Purchase	AUD 11.20	616	FPO	616
13-Apr-17	MBL	On Market Sale	AUD 11.18	-115	FPO	115
13-Apr-17	MBL	On Market Sale	AUD 11.20	-1,103	FPO	1,103
13-Apr-17	MBL	On Market Purchase	AUD 11.17	405	FPO	405
13-Apr-17	MBL	On Market Purchase	AUD 11.00	567	FPO	567
13-Apr-17	MBL	On Market Purchase	AUD 10.92	4,086	FPO	4,086
13-Apr-17	MBL	On Market Sale	AUD 11.20	-642	FPO	642
13-Apr-17	MBL	On Market Purchase	AUD 10.90	642	FPO	642
13-Apr-17	MBL	On Market Purchase	AUD 11.18	567	FPO	567
13-Apr-17	MBL	On Market Purchase	AUD 11.21	1,003	FPO	1,003
12-Apr-17	MPPM	On market purchase	AUD 11.03	119	FPO	119
12-Apr-17	MPPM	Transfer out - client account	AUD 0.00	-940	FPO	940
12-Apr-17	MBL	Borrow Return	AUD11.298	-3,000	FPO	3,000
12-Apr-17	MBL	Borrow Return	AUD11.298	-10,000	FPO	10,000
12-Apr-17	MBL	Borrow Return	AUD11.298	-10,000	FPO	10,000
12-Apr-17	MBL	Borrow Return	AUD11.298	-10,000	FPO	10,000
12-Apr-17	MBL	On Market Sale	AUD 10.99	-622	FPO	622
12-Apr-17	MBL	On Market Purchase	AUD 11.12	1,303	FPO	1,303
12-Apr-17	MBL	On Market Purchase	AUD 10.84	257	FPO	257
12-Apr-17	MBL	On Market Sale	AUD 10.99	-225	FPO	225
12-Apr-17	MBL	On Market Sale	AUD 11.00	-2,026	FPO	2,026
12-Apr-17	MBL	On Market Sale	AUD 11.04	-5	FPO	5
12-Apr-17	MBL	On Market Purchase	AUD 11.01	1,950	FPO	1,950
12-Apr-17	MBL	On Market Sale	AUD 10.90	-578	FPO	578
12-Apr-17	MBL	On Market Sale	AUD 10.95	-935	FPO	935
12-Apr-17	MBL	On Market Sale	AUD 11.02	-690	FPO	690
12-Apr-17	MBL	On Market Purchase	AUD 11.10	452	FPO	452
12-Apr-17	MBL	On Market Sale	AUD 11.01	-31	FPO	31
11-Apr-17	MPPM	On market sale	AUD 11.04	-432	FPO	432
11-Apr-17	MPPM	On market sale	AUD 11.10	-120	FPO	120
11-Apr-17	MIMAL	On market sale	AUD 11.21	-1,070	FPO	1,070

Date of change	Person whose relevant interest changed	Nature of change	Consideration per security	Number of securities affected	Class	Person's votes affected
11-Apr-17	MIMAL	On market purchase	AUD 10.98	4,000	FPO	4,000
11-Apr-17	MBL	Borrow Delivery	AUD10.647	1,000	FPO	1,000
11-Apr-17	MBL	Borrow Delivery	AUD11.298	27,000	FPO	27,000
11-Apr-17	MBL	On Market Sale	AUD 11.16	-590	FPO	590
11-Apr-17	MBL	On Market Sale	AUD 10.98	-927	FPO	927
11-Apr-17	MBL	On Market Purchase	AUD 11.17	6,102	FPO	6,102
11-Apr-17	MBL	On Market Sale	AUD 11.05	-1,426	FPO	1,426
11-Apr-17	MBL	On Market Sale	AUD 11.10	-286	FPO	286
11-Apr-17	MBL	On Market Sale	AUD 10.99	-3,384	FPO	3,384
11-Apr-17	MBL	On Market Purchase	AUD 11.21	438	FPO	438
11-Apr-17	MBL	On Market Purchase	AUD 11.03	307	FPO	307
11-Apr-17	MBL	On Market Purchase	AUD 11.20	518	FPO	518
11-Apr-17	MBL	On Market Purchase	AUD 10.99	437	FPO	437
11-Apr-17	MBL	On Market Sale	AUD 10.91	-242	FPO	242
11-Apr-17	MBL	On Market Purchase	AUD 10.96	1,826	FPO	1,826
11-Apr-17	MBL	On Market Sale	AUD 11.01	-1,892	FPO	1,892
11-Apr-17	MBL	On Market Sale	AUD 11.13	-172	FPO	172
11-Apr-17	MBL	On Market Purchase	AUD 11.02	3,249	FPO	3,249
11-Apr-17	MBL	On Market Sale	AUD 11.01	-590	FPO	590
11-Apr-17	MBL	On Market Purchase	AUD 11.17	584	FPO	584
11-Apr-17	MBL	On Market Purchase	AUD 11.13	259	FPO	259
11-Apr-17	MBL	On Market Sale	AUD 11.17	-439	FPO	439
11-Apr-17	MBL	On Market Sale	AUD 10.80	-664	FPO	664
11-Apr-17	MBL	On Market Purchase	AUD 11.03	535	FPO	535
11-Apr-17	MBL	On Market Purchase	AUD 11.14	244	FPO	244
11-Apr-17	MBL	On Market Purchase	AUD 11.10	583	FPO	583
11-Apr-17	MBL	On Market Purchase	AUD 11.01	487	FPO	487
11-Apr-17	MBL	On Market Purchase	AUD 11.16	194	FPO	194
11-Apr-17	MBL	On Market Sale	AUD 11.13	-660	FPO	660
11-Apr-17	MBL	On Market Purchase	AUD 10.97	487	FPO	487
11-Apr-17	MBL	On Market Sale	AUD 11.13	-443	FPO	443
11-Apr-17	MBL	On Market Purchase	AUD 11.17	664	FPO	664
11-Apr-17	MBL	On Market Purchase	AUD 11.16	357	FPO	357
11-Apr-17	MBL	On Market Purchase	AUD 11.11	535	FPO	535
10-Apr-17	MIMAL	On market sale	AUD 10.70	-750	FPO	750
10-Apr-17	MPPM	On market sale	AUD 10.65	-437	FPO	437
10-Apr-17	MBL	On Market Purchase	AUD 10.77	770	FPO	770
10-Apr-17	MBL	On Market Purchase	AUD 10.72	242	FPO	242
10-Apr-17	MBL	On Market Purchase	AUD 10.71	204	FPO	204
10-Apr-17	MBL	On Market Purchase	AUD 10.27	2,189	FPO	2,189
10-Apr-17	MBL	On Market Sale	AUD 10.75	-79	FPO	79
10-Apr-17	MBL	On Market Purchase	AUD 10.74	195	FPO	195
10-Apr-17	MBL	On Market Purchase	AUD 10.70	1,838	FPO	1,838
10-Apr-17	MBL	On Market Purchase	AUD 10.71	2,049	FPO	2,049
10-Apr-17	MBL	On Market Purchase	AUD 10.78	649	FPO	649
10-Apr-17	MBL	On Market Purchase	AUD 10.37	826	FPO	826
10-Apr-17	MBL	On Market Purchase	AUD 10.81	195	FPO	195
10-Apr-17	MBL	On Market Sale	AUD 10.38	-382	FPO	382
10-Apr-17	MBL	On Market Purchase	AUD 10.51	390	FPO	390
10-Apr-17	MBL	On Market Purchase	AUD 10.66	487	FPO	487
10-Apr-17	MBL	On Market Sale	AUD 10.76	-1,133	FPO	1,133
10-Apr-17	MBL	On Market Sale	AUD 10.68	-569	FPO	569
10-Apr-17	MBL	On Market Purchase	AUD 10.70	704	FPO	704
10-Apr-17	MBL	On Market Sale	AUD 10.39	-438	FPO	438
10-Apr-17	MBL	On Market Purchase	AUD 10.70	86	FPO	86
10-Apr-17	MBL	On Market Sale	AUD 10.58	-1,069	FPO	1,069
10-Apr-17	MBL	On Market Purchase	AUD 10.70	789	FPO	789
10-Apr-17	MBL	On Market Purchase	AUD 10.73	286	FPO	286
10-Apr-17	MBL	On Market Purchase	AUD 10.36	566	FPO	566
10-Apr-17	MBL	On Market Purchase	AUD 10.73	414	FPO	414
07-Apr-17	MPPM	On market purchase	AUD 10.37	84	FPO	84
07-Apr-17	MIMAL	On market purchase	AUD 10.14	2,167	FPO	2,167
07-Apr-17	MIMAL	On market purchase	AUD 10.14	63	FPO	63
07-Apr-17	MBL	Borrow Delivery	AUD10.815	24,000	FPO	24,000
07-Apr-17	MBL	On Market Sale	AUD 10.27	-817	FPO	817
07-Apr-17	MBL	On Market Purchase	AUD 10.36	536	FPO	536
07-Apr-17	MBL	On Market Sale	AUD 10.14	-9,870	FPO	9,870
07-Apr-17	MBL	On Market Purchase	AUD 10.23	3,153	FPO	3,153
07-Apr-17	MBL	On Market Purchase	AUD 10.32	8	FPO	8
07-Apr-17	MBL	On Market Purchase	AUD 10.15	1,209	FPO	1,209
07-Apr-17	MBL	On Market Sale	AUD 10.29	-836	FPO	836
07-Apr-17	MBL	On Market Purchase	AUD 10.38	195	FPO	195
07-Apr-17	MBL	On Market Purchase	AUD 10.12	17	FPO	17
07-Apr-17	MBL	On Market Purchase	AUD 10.35	259	FPO	259

Date of change	Person whose relevant interest changed	Nature of change	Consideration per security	Number of securities affected	Class	Person's votes affected
07-Apr-17	MBL	On Market Purchase	AUD 10.12	2	FPO	2
07-Apr-17	MBL	On Market Purchase	AUD 10.35	54	FPO	54
06-Apr-17	MIMAL	On market sale	AUD 10.30	-1,000	FPO	1,000
06-Apr-17	MBL	Borrow Delivery	AUD10.815	10,000	FPO	10,000
06-Apr-17	MBL	Borrow Delivery	AUD10.815	10,000	FPO	10,000
06-Apr-17	MBL	On Market Purchase	AUD 10.20	273	FPO	273
06-Apr-17	MBL	On Market Sale	AUD 10.24	-555	FPO	555
06-Apr-17	MBL	On Market Purchase	AUD 10.23	423	FPO	423
06-Apr-17	MBL	On Market Purchase	AUD 10.30	648	FPO	648
06-Apr-17	MBL	On Market Sale	AUD 10.18	-22	FPO	22
06-Apr-17	MBL	On Market Sale	AUD 10.21	-1,182	FPO	1,182
06-Apr-17	MBL	On Market Purchase	AUD 10.19	4,868	FPO	4,868
06-Apr-17	MBL	On Market Purchase	AUD 10.17	44	FPO	44
06-Apr-17	MBL	On Market Sale	AUD 10.22	-130	FPO	130
06-Apr-17	MBL	On Market Sale	AUD 10.18	-16	FPO	16
06-Apr-17	MBL	On Market Sale	AUD 10.16	-193	FPO	193
05-Apr-17	MPPM	On market sale	AUD 10.35	-39	FPO	39
05-Apr-17	MPPM	On market sale	AUD 10.35	-27	FPO	27
05-Apr-17	MPPM	On market sale	AUD 10.35	-22	FPO	22
05-Apr-17	MPPM	On market sale	AUD 10.35	-38	FPO	38
05-Apr-17	MPPM	On market sale	AUD 10.35	-65	FPO	65
05-Apr-17	MPPM	On market purchase	AUD 10.37	34	FPO	34
05-Apr-17	MPPM	On market sale	AUD 10.35	-50	FPO	50
05-Apr-17	MPPM	On market sale	AUD 10.35	-64	FPO	64
05-Apr-17	MPPM	On market sale	AUD 10.35	-28	FPO	28
05-Apr-17	MPPM	On market sale	AUD 10.35	-19	FPO	19
05-Apr-17	MPPM	On market sale	AUD 10.35	-14	FPO	14
05-Apr-17	MPPM	On market sale	AUD 10.35	-53	FPO	53
05-Apr-17	MPPM	On market sale	AUD 10.35	-64	FPO	64
05-Apr-17	MPPM	On market sale	AUD 10.35	-112	FPO	112
05-Apr-17	MPPM	On market sale	AUD 10.35	-31	FPO	31
05-Apr-17	MPPM	On market sale	AUD 10.35	-46	FPO	46
05-Apr-17	MPPM	On market sale	AUD 10.35	-15	FPO	15
05-Apr-17	MPPM	On market sale	AUD 10.35	-32	FPO	32
05-Apr-17	MPPM	On market sale	AUD 10.35	-28	FPO	28
05-Apr-17	MPPM	On market purchase	AUD 10.37	33	FPO	33
05-Apr-17	MPPM	On market purchase	AUD 10.37	141	FPO	141
05-Apr-17	MPPM	On market sale	AUD 10.35	-95	FPO	95
05-Apr-17	MIMAL	On market purchase	AUD 10.3	2,882	FPO	2,882
05-Apr-17	MIMAL	On market purchase	AUD 10.32	149	FPO	149
05-Apr-17	MBL	On Market Sale	AUD 10.32	-150	FPO	150
05-Apr-17	MBL	On Market Purchase	AUD 10.30	666	FPO	666
05-Apr-17	MBL	On Market Purchase	AUD 10.37	242	FPO	242
05-Apr-17	MBL	On Market Sale	AUD 10.36	-800	FPO	800
05-Apr-17	MBL	On Market Sale	AUD 10.33	-291	FPO	291
05-Apr-17	MBL	On Market Sale	AUD 10.25	-666	FPO	666
05-Apr-17	MBL	On Market Sale	AUD 10.36	-500	FPO	500
05-Apr-17	MBL	On Market Sale	AUD 10.37	-1,628	FPO	1,628
05-Apr-17	MBL	On Market Sale	AUD 10.30	-5,681	FPO	5,681
05-Apr-17	MBL	On Market Sale	AUD 10.42	-2,571	FPO	2,571
05-Apr-17	MBL	On Market Sale	AUD 10.34	-2,184	FPO	2,184
05-Apr-17	MBL	On Market Sale	AUD 10.36	-724	FPO	724
05-Apr-17	MBL	On Market Purchase	AUD 10.31	160	FPO	160
05-Apr-17	MBL	On Market Sale	AUD 10.36	-832	FPO	832
05-Apr-17	MBL	On Market Sale	AUD 10.40	-71	FPO	71
05-Apr-17	MBL	On Market Purchase	AUD 10.27	2,287	FPO	2,287
05-Apr-17	MBL	On Market Sale	AUD 10.43	-529	FPO	529
04-Apr-17	MPPM	On market purchase	AUD 10.10	59	FPO	59
04-Apr-17	MPPM	On market sale	AUD 10.12	-3,026	FPO	3,026
04-Apr-17	MPPM	On market sale	AUD 10.09	-180	FPO	180
04-Apr-17	MBL	On Market Sale	AUD 10.13	-10	FPO	10
04-Apr-17	MBL	On Market Purchase	AUD 10.05	262	FPO	262
04-Apr-17	MBL	On Market Sale	AUD 10.08	-4	FPO	4
04-Apr-17	MBL	On Market Sale	AUD 10.05	-335	FPO	335
04-Apr-17	MBL	On Market Sale	AUD 10.10	-2,100	FPO	2,100
04-Apr-17	MBL	On Market Sale	AUD 10.18	-266	FPO	266
04-Apr-17	MBL	On Market Sale	AUD 10.04	-1,843	FPO	1,843
04-Apr-17	MBL	On Market Sale	AUD 10.17	-822	FPO	822
04-Apr-17	MBL	On Market Sale	AUD 10.19	-471	FPO	471
04-Apr-17	MBL	On Market Sale	AUD 10.12	-1,102	FPO	1,102
04-Apr-17	MBL	On Market Purchase	AUD 10.20	9	FPO	9
04-Apr-17	MBL	On Market Sale	AUD 10.10	-237	FPO	237
04-Apr-17	MBL	On Market Sale	AUD 10.17	-2,806	FPO	2,806
04-Apr-17	MBL	On Market Sale	AUD 10.13	-151	FPO	151

Date of change	Person whose relevant interest changed	Nature of change	Consideration per security	Number of securities affected	Class	Person's votes affected
04-Apr-17	MBL	On Market Sale	AUD 10.16	-2,677	FPO	2,677
04-Apr-17	MBL	On Market Sale	AUD 10.19	-4,056	FPO	4,056
04-Apr-17	MBL	On Market Sale	AUD 10.04	-2,419	FPO	2,419
03-Apr-17	MPPM	On market purchase	AUD 10.02	3,630	FPO	3,630
03-Apr-17	MBL	On Market Sale	AUD 10.07	-923	FPO	923
03-Apr-17	MBL	On Market Purchase	AUD 10.02	210	FPO	210
03-Apr-17	MBL	On Market Sale	AUD 9.98	-1,215	FPO	1,215
03-Apr-17	MBL	On Market Sale	AUD 10.01	-629	FPO	629
03-Apr-17	MBL	On Market Sale	AUD 9.99	-234	FPO	234
03-Apr-17	MBL	On Market Purchase	AUD 10.04	243	FPO	243
03-Apr-17	MBL	On Market Sale	AUD 10.05	-442	FPO	442
03-Apr-17	MBL	On Market Sale	AUD 10.06	-14	FPO	14
03-Apr-17	MBL	On Market Sale	AUD 10.04	-155	FPO	155
03-Apr-17	MBL	On Market Sale	AUD 10.07	-435	FPO	435
03-Apr-17	MBL	On Market Sale	AUD 9.96	-200	FPO	200
03-Apr-17	MBL	On Market Purchase	AUD 9.98	431	FPO	431
03-Apr-17	MBL	On Market Purchase	AUD 10.05	276	FPO	276
03-Apr-17	MBL	On Market Sale	AUD 10.08	-422	FPO	422
03-Apr-17	MBL	On Market Sale	AUD 10.01	-600	FPO	600
31-Mar-17	MPPM	On market sale	AUD 10.04	-227	FPO	227
31-Mar-17	MIMAL	On market sale	AUD 10.00	-600	FPO	600
31-Mar-17	MPPM	On market sale	AUD 10.04	-561	FPO	561
31-Mar-17	MIMAL	On market purchase	AUD 10	2,147	FPO	2,147
31-Mar-17	MIMAL	On market purchase	AUD 10	340	FPO	340
31-Mar-17	MIMAL	On market purchase	AUD 10	222	FPO	222
31-Mar-17	MIMAL	On market purchase	AUD 10	54	FPO	54
31-Mar-17	MIMAL	On market purchase	AUD 10	55	FPO	55
31-Mar-17	MBL	On Market Purchase	AUD 10.00	5,079	FPO	5,079
31-Mar-17	MBL	On Market Purchase	AUD 10.06	439	FPO	439
31-Mar-17	MBL	On Market Purchase	AUD 10.03	616	FPO	616
31-Mar-17	MBL	On Market Purchase	AUD 10.04	390	FPO	390
31-Mar-17	MBL	On Market Purchase	AUD 10.04	198	FPO	198
31-Mar-17	MBL	On Market Purchase	AUD 10.10	974	FPO	974
31-Mar-17	MBL	On Market Purchase	AUD 10.05	502	FPO	502
31-Mar-17	MBL	On Market Purchase	AUD 10.02	1,134	FPO	1,134
31-Mar-17	MBL	On Market Purchase	AUD 10.06	195	FPO	195
31-Mar-17	MBL	On Market Purchase	AUD 10.01	211	FPO	211
31-Mar-17	MBL	On Market Purchase	AUD 10.06	967	FPO	967
31-Mar-17	MBL	On Market Purchase	AUD 10.06	584	FPO	584
31-Mar-17	MBL	On Market Purchase	AUD 10.14	2,743	FPO	2,743
31-Mar-17	MBL	On Market Purchase	AUD 10.08	672	FPO	672
31-Mar-17	MBL	On Market Purchase	AUD 10.06	211	FPO	211
31-Mar-17	MBL	On Market Sale	AUD 10.12	-2,240	FPO	2,240
31-Mar-17	MBL	On Market Purchase	AUD 10.06	666	FPO	666
31-Mar-17	MBL	On Market Purchase	AUD 10.03	211	FPO	211
30-Mar-17	MIMAL	On market purchase	AUD 9.96	1,000	FPO	1,000
30-Mar-17	MIMAL	On market sale	AUD 10.01	-102	FPO	102
30-Mar-17	MIMAL	On market sale	AUD 10.00	-1,109	FPO	1,109
30-Mar-17	MPPM	On market sale	AUD 10.00	-351	FPO	351
30-Mar-17	MIMAL	Transfer in - client account	AUD 0.00	495	FPO	495
30-Mar-17	MIMAL	Transfer out - client account	AUD 0.00	-495	FPO	495
30-Mar-17	MBL	On Market Purchase	AUD 10.02	780	FPO	780
30-Mar-17	MBL	On Market Purchase	AUD 10.00	1,193	FPO	1,193
30-Mar-17	MBL	On Market Purchase	AUD 9.95	374	FPO	374
30-Mar-17	MBL	On Market Purchase	AUD 10.01	308	FPO	308
30-Mar-17	MBL	On Market Purchase	AUD 10.03	973	FPO	973
30-Mar-17	MBL	On Market Purchase	AUD 9.93	2,243	FPO	2,243
30-Mar-17	MBL	On Market Purchase	AUD 10.06	428	FPO	428
30-Mar-17	MBL	On Market Sale	AUD 9.93	-234	FPO	234
30-Mar-17	MBL	On Market Purchase	AUD 10.04	276	FPO	276
30-Mar-17	MBL	On Market Purchase	AUD 10.01	374	FPO	374
30-Mar-17	MBL	On Market Purchase	AUD 10.00	211	FPO	211
30-Mar-17	MBL	On Market Purchase	AUD 10.00	100	FPO	100
30-Mar-17	MBL	On Market Purchase	AUD 10.06	234	FPO	234
30-Mar-17	MBL	On Market Purchase	AUD 10.01	422	FPO	422
30-Mar-17	MBL	On Market Purchase	AUD 10.07	454	FPO	454
30-Mar-17	MBL	On Market Sale	AUD 9.93	-3,896	FPO	3,896
30-Mar-17	MBL	On Market Purchase	AUD 10.00	1,535	FPO	1,535
30-Mar-17	MBL	On Market Purchase	AUD 10.00	400	FPO	400
30-Mar-17	MBL	On Market Purchase	AUD 9.92	1,006	FPO	1,006
30-Mar-17	MBL	On Market Purchase	AUD 10.00	276	FPO	276
29-Mar-17	MBL	On Market Purchase	AUD 9.85	1,530	FPO	1,530
29-Mar-17	MBL	On Market Purchase	AUD 9.81	2,063	FPO	2,063
29-Mar-17	MBL	On Market Purchase	AUD 9.80	324	FPO	324

Date of change	Person whose relevant interest changed	Nature of change	Consideration per security	Number of securities affected	Class	Person's votes affected
29-Mar-17	MBL	On Market Purchase	AUD 9.85	961	FPO	961
29-Mar-17	MBL	On Market Purchase	AUD 9.88	602	FPO	602
29-Mar-17	MBL	On Market Purchase	AUD 9.83	1,193	FPO	1,193
29-Mar-17	MBL	On Market Purchase	AUD 9.79	2,108	FPO	2,108
29-Mar-17	MBL	On Market Purchase	AUD 9.77	8,085	FPO	8,085
29-Mar-17	MBL	On Market Sale	AUD 9.87	-27	FPO	27
29-Mar-17	MBL	On Market Purchase	AUD 9.80	729	FPO	729
29-Mar-17	MBL	On Market Purchase	AUD 9.87	2,340	FPO	2,340
29-Mar-17	MBL	On Market Purchase	AUD 9.81	1,007	FPO	1,007
29-Mar-17	MBL	On Market Purchase	AUD 9.84	561	FPO	561
29-Mar-17	MBL	On Market Purchase	AUD 9.84	2,246	FPO	2,246
29-Mar-17	MBL	On Market Sale	AUD 9.91	-157	FPO	157
29-Mar-17	MBL	On Market Purchase	AUD 9.92	1,064	FPO	1,064
29-Mar-17	MBL	On Market Purchase	AUD 9.85	810	FPO	810
29-Mar-17	MBL	On Market Purchase	AUD 9.89	4,005	FPO	4,005
29-Mar-17	MBL	On Market Purchase	AUD 9.92	646	FPO	646
28-Mar-17	MIMAL	Transfer out – client account	AUD 9.77	-20,311	FPO	20,311
28-Mar-17	MBL	On Market Sale	AUD 9.75	-327	FPO	327
28-Mar-17	MBL	On Market Purchase	AUD 9.76	552	FPO	552
28-Mar-17	MBL	On Market Purchase	AUD 9.75	309	FPO	309
28-Mar-17	MBL	On Market Purchase	AUD 9.76	196	FPO	196
28-Mar-17	MBL	On Market Sale	AUD 9.67	-337	FPO	337
28-Mar-17	MBL	On Market Sale	AUD 9.75	-550	FPO	550
28-Mar-17	MBL	On Market Sale	AUD 9.65	-168	FPO	168
28-Mar-17	MBL	On Market Sale	AUD 9.77	-154	FPO	154
28-Mar-17	MBL	On Market Purchase	AUD 9.76	14	FPO	14
28-Mar-17	MBL	On Market Sale	AUD 9.75	-430	FPO	430
28-Mar-17	MBL	On Market Sale	AUD 9.76	-438	FPO	438
28-Mar-17	MBL	On Market Sale	AUD 9.76	-840	FPO	840
28-Mar-17	MBL	On Market Sale	AUD 9.73	-593	FPO	593
28-Mar-17	MBL	On Market Purchase	AUD 9.67	211	FPO	211
28-Mar-17	MBL	On Market Sale	AUD 9.76	-722	FPO	722
28-Mar-17	MBL	On Market Purchase	AUD 9.61	1,458	FPO	1,458
28-Mar-17	MBL	On Market Purchase	AUD 9.67	1,200	FPO	1,200
28-Mar-17	MBL	On Market Sale	AUD 9.66	-328	FPO	328
28-Mar-17	MBL	On Market Sale	AUD 9.76	-220	FPO	220
28-Mar-17	MBL	On Market Sale	AUD 9.76	-1,231	FPO	1,231
28-Mar-17	MBL	On Market Purchase	AUD 9.67	601	FPO	601
28-Mar-17	MBL	On Market Sale	AUD 9.67	-273	FPO	273
28-Mar-17	MBL	On Market Sale	AUD 9.77	-1,566	FPO	1,566
28-Mar-17	MBL	On Market Sale	AUD 9.76	-510	FPO	510
28-Mar-17	MBL	On Market Sale	AUD 9.76	-822	FPO	822
28-Mar-17	MBL	On Market Purchase	AUD 9.68	487	FPO	487
28-Mar-17	MBL	On Market Sale	AUD 9.76	-38	FPO	38
28-Mar-17	MBL	On Market Sale	AUD 9.76	-782	FPO	782
28-Mar-17	MBL	On Market Sale	AUD 9.72	-380	FPO	380
28-Mar-17	MBL	On Market Sale	AUD 9.76	-1,234	FPO	1,234
28-Mar-17	MBL	On Market Sale	AUD 9.75	-602	FPO	602
28-Mar-17	MBL	On Market Purchase	AUD 9.76	212	FPO	212
28-Mar-17	MBL	On Market Sale	AUD 9.67	-570	FPO	570
27-Mar-17	MPPM	On market purchase	AUD 9.56	1,991	FPO	1,991
27-Mar-17	MBL	On Market Sale	AUD 9.55	-145	FPO	145
27-Mar-17	MBL	On Market Sale	AUD 9.60	-300	FPO	300
27-Mar-17	MBL	On Market Purchase	AUD 9.60	548	FPO	548
27-Mar-17	MBL	On Market Sale	AUD 9.57	-109	FPO	109
27-Mar-17	MBL	On Market Purchase	AUD 9.60	10,327	FPO	10,327
27-Mar-17	MBL	On Market Sale	AUD 9.57	-100	FPO	100
27-Mar-17	MBL	On Market Sale	AUD 9.60	-548	FPO	548
27-Mar-17	MBL	On Market Sale	AUD 9.61	-127	FPO	127
27-Mar-17	MBL	On Market Sale	AUD 9.59	-300	FPO	300
27-Mar-17	MBL	On Market Purchase	AUD 9.60	374	FPO	374
27-Mar-17	MBL	On Market Sale	AUD 9.57	-1,466	FPO	1,466
27-Mar-17	MBL	On Market Sale	AUD 9.56	-320	FPO	320
24-Mar-17	MIMAL	On market purchase	AUD 9.66	1,000	FPO	1,000
24-Mar-17	MIMAL	On market sale	AUD 9.67	-2,737	FPO	2,737
24-Mar-17	MBL	On Market Sale	AUD 9.64	-2,726	FPO	2,726
24-Mar-17	MBL	On Market Purchase	AUD 9.62	878	FPO	878
24-Mar-17	MBL	On Market Purchase	AUD 9.69	715	FPO	715
24-Mar-17	MBL	On Market Purchase	AUD 9.66	486	FPO	486
24-Mar-17	MBL	On Market Purchase	AUD 9.62	405	FPO	405
24-Mar-17	MBL	On Market Purchase	AUD 9.73	211	FPO	211
24-Mar-17	MBL	On Market Purchase	AUD 9.71	650	FPO	650
24-Mar-17	MBL	On Market Purchase	AUD 9.65	51	FPO	51
24-Mar-17	MBL	On Market Purchase	AUD 9.73	1,104	FPO	1,104

Date of change	Person whose relevant interest changed	Nature of change	Consideration per security	Number of securities affected	Class	Person's votes affected
24-Mar-17	MBL	On Market Purchase	AUD 9.66	506	FPO	506
24-Mar-17	MBL	On Market Purchase	AUD 9.74	227	FPO	227
24-Mar-17	MBL	On Market Purchase	AUD 9.73	568	FPO	568
24-Mar-17	MBL	On Market Purchase	AUD 9.61	2,673	FPO	2,673
24-Mar-17	MBL	On Market Purchase	AUD 9.63	1,126	FPO	1,126
24-Mar-17	MBL	On Market Purchase	AUD 9.61	100	FPO	100
24-Mar-17	MBL	On Market Purchase	AUD 9.74	276	FPO	276
24-Mar-17	MBL	On Market Purchase	AUD 9.71	203	FPO	203
23-Mar-17	MIMAL	On market sale	AUD 9.6	-460	FPO	460
23-Mar-17	MBL	On Market Sale	AUD 9.60	-2,734	FPO	2,734
23-Mar-17	MBL	On Market Purchase	AUD 9.58	418	FPO	418
23-Mar-17	MBL	On Market Purchase	AUD 9.57	567	FPO	567
23-Mar-17	MBL	On Market Purchase	AUD 9.54	6,093	FPO	6,093
23-Mar-17	MBL	On Market Purchase	AUD 9.58	928	FPO	928
23-Mar-17	MBL	On Market Purchase	AUD 9.58	2,022	FPO	2,022
23-Mar-17	MBL	On Market Purchase	AUD 9.58	496	FPO	496
22-Mar-17	MIMAL	On market sale	AUD 9.59	-600	FPO	600
22-Mar-17	MIMAL	On market sale	AUD 9.58	-1,109	FPO	1,109
22-Mar-17	MPPM	On market purchase	AUD 9.52	55	FPO	55
22-Mar-17	MPPM	On market sale	AUD 9.63	-190	FPO	190
22-Mar-17	MBL	Borrow Return	AUD10.3425	-5,000	FPO	5,000
22-Mar-17	MBL	Borrow Return	AUD10.3425	-23,000	FPO	23,000
22/03/2017	LON8	Receive Return	9.9AUD	-12,000	FPO	12,000
22/03/2017	MBL	Receive Return	9.9AUD	-12,000	FPO	12,000
22-Mar-17	MBL	On Market Sale	AUD 9.52	-653	FPO	653
22-Mar-17	MBL	On Market Purchase	AUD 9.50	56	FPO	56
22-Mar-17	MBL	On Market Sale	AUD 9.61	-301	FPO	301
22-Mar-17	MBL	On Market Sale	AUD 9.59	-634	FPO	634
22-Mar-17	MBL	On Market Sale	AUD 9.69	-1,300	FPO	1,300
22-Mar-17	MBL	On Market Sale	AUD 9.49	-942	FPO	942
22-Mar-17	MBL	On Market Sale	AUD 9.64	-556	FPO	556
22-Mar-17	MBL	On Market Sale	AUD 9.58	-522	FPO	522
22-Mar-17	MBL	On Market Purchase	AUD 9.75	653	FPO	653
22-Mar-17	MBL	On Market Sale	AUD 9.59	-339	FPO	339
22-Mar-17	MBL	On Market Purchase	AUD 9.49	100	FPO	100
22-Mar-17	MBL	On Market Sale	AUD 9.50	-647	FPO	647
22-Mar-17	MBL	On Market Sale	AUD 9.53	-229	FPO	229
22-Mar-17	MBL	On Market Sale	AUD 9.75	-309	FPO	309
22-Mar-17	MBL	On Market Sale	AUD 9.53	-285	FPO	285
22-Mar-17	MBL	On Market Sale	AUD 9.52	-1,281	FPO	1,281
22-Mar-17	MBL	On Market Sale	AUD 9.58	-635	FPO	635
21-Mar-17	MIMAL	On market sale	AUD 9.91	-315	FPO	315
21-Mar-17	MIMAL	On market sale	AUD 9.90	-200	FPO	200
21-Mar-17	MPPM	On market sale	AUD 9.90	-327	FPO	327
21-Mar-17	MBL	On Market Purchase	AUD 9.82	778	FPO	778
21-Mar-17	MBL	On Market Purchase	AUD 9.95	324	FPO	324
21-Mar-17	MBL	On Market Purchase	AUD 9.94	324	FPO	324
21-Mar-17	MBL	On Market Purchase	AUD 9.92	2,182	FPO	2,182
21-Mar-17	MBL	On Market Purchase	AUD 9.90	1	FPO	1
21-Mar-17	MBL	On Market Sale	AUD 9.77	-2,107	FPO	2,107
21-Mar-17	MBL	On Market Purchase	AUD 9.91	486	FPO	486
21-Mar-17	MBL	On Market Purchase	AUD 9.95	677	FPO	677
21-Mar-17	MBL	On Market Purchase	AUD 9.90	390	FPO	390
21-Mar-17	MBL	On Market Purchase	AUD 9.82	112	FPO	112
21-Mar-17	MBL	On Market Purchase	AUD 9.94	506	FPO	506
21-Mar-17	MBL	On Market Purchase	AUD 9.93	714	FPO	714
21-Mar-17	MBL	On Market Purchase	AUD 9.94	202	FPO	202
21-Mar-17	MBL	On Market Sale	AUD 9.90	-1,109	FPO	1,109
21-Mar-17	MBL	On Market Purchase	AUD 9.93	1,306	FPO	1,306
21-Mar-17	MBL	On Market Sale	AUD 9.90	-673	FPO	673
21-Mar-17	MBL	On Market Purchase	AUD 9.94	109	FPO	109
21-Mar-17	MBL	On Market Purchase	AUD 9.93	20	FPO	20
21-Mar-17	MBL	On Market Purchase	AUD 9.89	340	FPO	340
21-Mar-17	MBL	On Market Purchase	AUD 9.84	631	FPO	631
21-Mar-17	MBL	On Market Purchase	AUD 9.86	830	FPO	830
21-Mar-17	MBL	On Market Purchase	AUD 9.90	293	FPO	293
21-Mar-17	MBL	On Market Purchase	AUD 9.91	782	FPO	782
21-Mar-17	MBL	On Market Purchase	AUD 9.94	3,162	FPO	3,162
21-Mar-17	MBL	On Market Purchase	AUD 9.75	673	FPO	673
20-Mar-17	MIMAL	On market sale	AUD 9.85	-60	FPO	60
20-Mar-17	MBL	On Market Sale	AUD 9.85	-601	FPO	601
20-Mar-17	MBL	On Market Sale	AUD 9.80	-324	FPO	324
20-Mar-17	MBL	On Market Sale	AUD 9.81	-620	FPO	620
20-Mar-17	MBL	On Market Purchase	AUD 9.86	811	FPO	811

Date of change	Person whose relevant interest changed	Nature of change	Consideration per security	Number of securities affected	Class	Person's votes affected
20-Mar-17	MBL	On Market Sale	AUD 9.85	-3,319	FPO	3,319
20-Mar-17	MBL	On Market Purchase	AUD 9.81	642	FPO	642
20-Mar-17	MBL	On Market Sale	AUD 9.87	-41	FPO	41
20-Mar-17	MBL	On Market Sale	AUD 9.85	-15	FPO	15
17-Mar-17	MBL	Borrow Delivery	AUD10.29	5,000	FPO	5,000
17-Mar-17	MBL	Borrow Delivery	AUD10.29	23,000	FPO	23,000
17/03/2017	LON8	Receive Return	9.8AUD	-2,000	FPO	2,000
17/03/2017	MBL	Receive Return	9.8AUD	-2,000	FPO	2,000
17-Mar-17	MBL	On Market Purchase	AUD 9.97	66	FPO	66
17-Mar-17	MBL	On Market Purchase	AUD 9.79	1,537	FPO	1,537
17-Mar-17	MBL	On Market Sale	AUD 9.84	-12,310	FPO	12,310
17-Mar-17	MBL	On Market Purchase	AUD 9.94	974	FPO	974
17-Mar-17	MBL	On Market Purchase	AUD 9.98	473	FPO	473
16-Mar-17	MPPM	Transfer out - client account	AUD 0.00	-1,779	FPO	1,779
16-Mar-17	MIMAL	On market sale	AUD 9.8	-442	FPO	442
16-Mar-17	MBL	On Market Sale	AUD 9.80	-9,717	FPO	9,717
16-Mar-17	MBL	On Market Sale	AUD 9.77	-1,300	FPO	1,300
16-Mar-17	MBL	On Market Purchase	AUD 9.80	641	FPO	641
16-Mar-17	MBL	On Market Sale	AUD 9.79	-163	FPO	163
16-Mar-17	MBL	On Market Sale	AUD 9.76	-344	FPO	344
16-Mar-17	MBL	On Market Sale	AUD 9.98	-641	FPO	641
16-Mar-17	MBL	On Market Purchase	AUD 9.98	6,509	FPO	6,509
16-Mar-17	MBL	On Market Sale	AUD 9.79	-454	FPO	454
16-Mar-17	MBL	On Market Sale	AUD 9.79	-900	FPO	900
16-Mar-17	MBL	On Market Sale	AUD 9.77	-303	FPO	303
16-Mar-17	MBL	On Market Sale	AUD 9.79	-208	FPO	208
16-Mar-17	MBL	On Market Sale	AUD 9.78	-262	FPO	262
16-Mar-17	MBL	On Market Sale	AUD 9.80	-3,113	FPO	3,113
16-Mar-17	MBL	On Market Sale	AUD 9.89	-5,611	FPO	5,611
15-Mar-17	MPPM	On market purchase	AUD 9.76	327	FPO	327
15-Mar-17	MIMAL	On market purchase	AUD 9.80	708	FPO	708
15-Mar-17	MBL	Borrow Return	AUD10.416	-25,000	FPO	25,000
15-Mar-17	MBL	On Market Purchase	AUD 9.89	7,063	FPO	7,063
15-Mar-17	MBL	On Market Sale	AUD 9.79	-890	FPO	890
15-Mar-17	MBL	On Market Sale	AUD 9.81	-179	FPO	179
15-Mar-17	MBL	On Market Sale	AUD 9.89	-645	FPO	645
15-Mar-17	MBL	On Market Purchase	AUD 9.79	645	FPO	645
14-Mar-17	MPPM	On market sale	AUD 9.89	-535	FPO	535
14-Mar-17	MPPM	On market purchase	AUD 9.89	371	FPO	371
14-Mar-17	MBL	On Market Sale	AUD 9.85	-6,236	FPO	6,236
14-Mar-17	MBL	On Market Purchase	AUD 9.97	323	FPO	323
14-Mar-17	MBL	On Market Purchase	AUD 9.85	5	FPO	5
14-Mar-17	MBL	On Market Sale	AUD 9.89	-372	FPO	372
14-Mar-17	MBL	On Market Purchase	AUD 9.95	100	FPO	100
14-Mar-17	MBL	On Market Sale	AUD 9.96	-5	FPO	5
14-Mar-17	MBL	On Market Sale	AUD 9.88	-240	FPO	240
13-Mar-17	MPPM	On market sale	AUD 9.90	-203	FPO	203
13-Mar-17	MPPM	On market purchase	AUD 9.91	393	FPO	393
13-Mar-17	MPPM	On market purchase	AUD 9.91	172	FPO	172
13-Mar-17	MLL	On market sale	AUD 9.92	-437	FPO	437
13/03/2017	LON8	Receive Return	9.98AUD	-7,000	FPO	7,000
13/03/2017	MBL	Receive Return	9.98AUD	-7,000	FPO	7,000
13-Mar-17	MBL	On Market Purchase	AUD 9.89	328	FPO	328
13-Mar-17	MBL	On Market Purchase	AUD 10.00	969	FPO	969
13-Mar-17	MBL	On Market Sale	AUD 9.89	-226	FPO	226
13-Mar-17	MBL	On Market Purchase	AUD 9.92	2,548	FPO	2,548
13-Mar-17	MBL	On Market Purchase	AUD 9.92	400	FPO	400
13-Mar-17	MBL	On Market Purchase	AUD 9.90	667	FPO	667
13-Mar-17	MBL	On Market Purchase	AUD 9.95	3	FPO	3
10-Mar-17	MIMAL	Transfer out – client account	AUD 9.98	-6,354	FPO	6,354
10-Mar-17	MBL	Borrow Delivery	AUD10.3215	28,000	FPO	28,000
10-Mar-17	MBL	On Market Purchase	AUD 9.98	1,508	FPO	1,508
10-Mar-17	MBL	On Market Purchase	AUD 9.98	2,668	FPO	2,668
10-Mar-17	MBL	On Market Sale	AUD 9.88	-194	FPO	194
10-Mar-17	MBL	On Market Purchase	AUD 9.87	2,751	FPO	2,751
9/03/2017	LON8	Received Collateral	9.81AUD	21,000	FPO	21,000
9/03/2017	MBL	Received Collateral	9.81AUD	21,000	FPO	21,000
09-Mar-17	MBL	On Market Sale	AUD 9.82	-648	FPO	648
09-Mar-17	MBL	On Market Sale	AUD 9.82	-339	FPO	339
09-Mar-17	MBL	On Market Purchase	AUD 9.82	1,780	FPO	1,780
09-Mar-17	MBL	On Market Sale	AUD 9.82	-533	FPO	533
09-Mar-17	MBL	On Market Sale	AUD 9.81	-811	FPO	811
09-Mar-17	MBL	On Market Sale	AUD 9.83	-2,336	FPO	2,336
09-Mar-17	MBL	On Market Sale	AUD 9.84	-292	FPO	292

Date of change	Person whose relevant interest changed	Nature of change	Consideration per security	Number of securities affected	Class	Person's votes affected
09-Mar-17	MBL	On Market Sale	AUD 9.81	-371	FPO	371
09-Mar-17	MBL	On Market Sale	AUD 9.81	-438	FPO	438
08-Mar-17	MPPM	On market sale	AUD 9.74	-122	FPO	122
08-Mar-17	MBL	On Market Sale	AUD 9.80	-129	FPO	129
08-Mar-17	MBL	On Market Purchase	AUD 9.83	595	FPO	595
08-Mar-17	MBL	On Market Sale	AUD 9.81	-2,296	FPO	2,296
08-Mar-17	MBL	On Market Sale	AUD 9.70	-1,019	FPO	1,019
08-Mar-17	MBL	On Market Sale	AUD 9.72	-98	FPO	98
08-Mar-17	MBL	On Market Purchase	AUD 9.75	1	FPO	1
08-Mar-17	MBL	On Market Sale	AUD 9.71	-438	FPO	438
08-Mar-17	MBL	On Market Sale	AUD 9.83	-1	FPO	1
07-Mar-17	MIMAL	On market purchase	AUD 9.79	950	FPO	950
07-Mar-17	MBL	On Market Purchase	AUD 9.79	8,024	FPO	8,024
07-Mar-17	MBL	On Market Purchase	AUD 9.83	390	FPO	390
07-Mar-17	MBL	On Market Sale	AUD 9.79	-667	FPO	667
07-Mar-17	MBL	On Market Purchase	AUD 9.86	667	FPO	667
07-Mar-17	MBL	On Market Sale	AUD 9.85	-1,214	FPO	1,214
07-Mar-17	MBL	On Market Sale	AUD 9.80	-403	FPO	403
07-Mar-17	MBL	On Market Purchase	AUD 9.86	1,165	FPO	1,165
07-Mar-17	MBL	On Market Sale	AUD 9.83	-302	FPO	302
06-Mar-17	MPPM	On market purchase	AUD 9.93	144	FPO	144
06-Mar-17	MBL	On Market Purchase	AUD 9.90	2,858	FPO	2,858
06-Mar-17	MBL	On Market Sale	AUD 9.90	-100	FPO	100
06-Mar-17	MBL	On Market Sale	AUD 9.96	-969	FPO	969
06-Mar-17	MBL	On Market Sale	AUD 9.96	-1,562	FPO	1,562
06-Mar-17	MBL	On Market Purchase	AUD 9.87	100	FPO	100
06-Mar-17	MBL	On Market Sale	AUD 9.96	-88	FPO	88
03-Mar-17	MPPM	On market purchase	AUD 9.95	194	FPO	194
03-Mar-17	MPPM	On market purchase	AUD 9.95	55	FPO	55
03-Mar-17	MPPM	On market sale	AUD 9.94	-1,401	FPO	1,401
03-Mar-17	MBL	On Market Sale	AUD 9.96	-625	FPO	625
03-Mar-17	MBL	On Market Sale	AUD 9.94	-455	FPO	455
03-Mar-17	MBL	On Market Sale	AUD 9.96	-683	FPO	683
03-Mar-17	MBL	On Market Sale	AUD 9.95	-666	FPO	666
03-Mar-17	MBL	On Market Sale	AUD 9.95	-703	FPO	703
03-Mar-17	MBL	On Market Sale	AUD 9.98	-105	FPO	105
03-Mar-17	MBL	On Market Sale	AUD 9.95	-550	FPO	550
03-Mar-17	MBL	On Market Sale	AUD 9.96	-7	FPO	7
03-Mar-17	MBL	On Market Sale	AUD 9.95	-889	FPO	889
03-Mar-17	MBL	On Market Purchase	AUD 10.05	303	FPO	303
03-Mar-17	MBL	On Market Purchase	AUD 10.00	7	FPO	7
03-Mar-17	MBL	On Market Sale	AUD 9.95	-2,139	FPO	2,139
03-Mar-17	MBL	On Market Sale	AUD 9.95	-242	FPO	242
03-Mar-17	MBL	On Market Sale	AUD 10.05	-244	FPO	244
03-Mar-17	MBL	On Market Sale	AUD 9.96	-5,235	FPO	5,235
03-Mar-17	MBL	On Market Sale	AUD 9.96	-778	FPO	778
02-Mar-17	MBL	On Market Purchase	AUD 9.94	908	FPO	908
02-Mar-17	MBL	On Market Purchase	AUD 9.98	429	FPO	429
02-Mar-17	MBL	On Market Purchase	AUD 9.87	323	FPO	323
02-Mar-17	MBL	On Market Purchase	AUD 10.01	3,450	FPO	3,450
02-Mar-17	MBL	On Market Purchase	AUD 9.92	1,605	FPO	1,605
02-Mar-17	MBL	On Market Purchase	AUD 10.03	3,470	FPO	3,470
02-Mar-17	MBL	On Market Purchase	AUD 9.98	470	FPO	470
02-Mar-17	MBL	On Market Purchase	AUD 9.98	422	FPO	422
02-Mar-17	MBL	On Market Purchase	AUD 9.99	472	FPO	472
02-Mar-17	MBL	On Market Purchase	AUD 9.88	170	FPO	170
02-Mar-17	MBL	On Market Purchase	AUD 9.99	820	FPO	820
02-Mar-17	MBL	On Market Purchase	AUD 9.84	158	FPO	158
02-Mar-17	MBL	On Market Sale	AUD 10.04	-3,243	FPO	3,243
02-Mar-17	MBL	On Market Purchase	AUD 9.99	2,521	FPO	2,521
02-Mar-17	MBL	On Market Purchase	AUD 9.98	119	FPO	119
02-Mar-17	MBL	On Market Purchase	AUD 9.99	1,175	FPO	1,175
02-Mar-17	MBL	On Market Purchase	AUD 9.99	16	FPO	16
02-Mar-17	MBL	On Market Purchase	AUD 10.03	1,052	FPO	1,052
02-Mar-17	MBL	On Market Purchase	AUD 9.99	97	FPO	97
02-Mar-17	MBL	On Market Purchase	AUD 9.98	276	FPO	276
02-Mar-17	MBL	On Market Purchase	AUD 10.04	312	FPO	312
02-Mar-17	MBL	On Market Purchase	AUD 10.03	1,219	FPO	1,219
02-Mar-17	MBL	On Market Purchase	AUD 10.04	4,822	FPO	4,822
02-Mar-17	MBL	On Market Sale	AUD 9.70	-312	FPO	312
02-Mar-17	MBL	On Market Purchase	AUD 9.88	532	FPO	532
02-Mar-17	MBL	On Market Purchase	AUD 9.72	2,428	FPO	2,428
02-Mar-17	MBL	On Market Purchase	AUD 9.98	194	FPO	194
01-Mar-17	MPPM	On market sale	AUD 9.61	-88	FPO	88

Date of change	Person whose relevant interest changed	Nature of change	Consideration per security	Number of securities affected	Class	Person's votes affected
01-Mar-17	MBL	On Market Purchase	AUD 9.58	439	FPO	439
01-Mar-17	MBL	On Market Purchase	AUD 9.57	290	FPO	290
01-Mar-17	MBL	On Market Purchase	AUD 9.65	500	FPO	500
01-Mar-17	MBL	On Market Sale	AUD 9.61	-356	FPO	356
01-Mar-17	MBL	On Market Purchase	AUD 9.56	1,900	FPO	1,900
01-Mar-17	MBL	On Market Sale	AUD 9.60	-5,360	FPO	5,360
01-Mar-17	MBL	On Market Sale	AUD 9.56	-616	FPO	616
01-Mar-17	MBL	On Market Purchase	AUD 9.57	700	FPO	700
01-Mar-17	MBL	On Market Sale	AUD 9.59	-293	FPO	293
01-Mar-17	MBL	On Market Purchase	AUD 9.70	973	FPO	973
01-Mar-17	MBL	On Market Purchase	AUD 9.61	800	FPO	800
01-Mar-17	MBL	On Market Purchase	AUD 9.65	1	FPO	1
01-Mar-17	MBL	On Market Sale	AUD 9.60	-1	FPO	1
01-Mar-17	MBL	On Market Purchase	AUD 9.64	1,160	FPO	1,160
01-Mar-17	MBL	On Market Purchase	AUD 9.58	11	FPO	11
01-Mar-17	MBL	On Market Sale	AUD 9.64	-630	FPO	630
01-Mar-17	MBL	On Market Purchase	AUD 9.63	101	FPO	101
28-Feb-17	MPPM	Transfer out - client account	AUD 0.00	-982	FPO	982
28-Feb-17	MPPM	Transfer in - client account	AUD 0.00	983	FPO	983
28-Feb-17	MIMAL	On market sale	AUD 9.62	-1,109	FPO	1,109
28-Feb-17	MPPM	Transfer out - client account	AUD 0.00	-983	FPO	983
28-Feb-17	MPPM	On market sale	AUD 9.72	-4,501	FPO	4,501
28-Feb-17	MIMAL	On market sale	AUD 9.62	-1,109	FPO	1,109
28-Feb-17	MPPM	Transfer in - client account	AUD 0.00	982	FPO	982
28-Feb-17	MBL	On Market Purchase	AUD 9.71	968	FPO	968
28-Feb-17	MBL	On Market Sale	AUD 9.70	-97	FPO	97
28-Feb-17	MBL	On Market Sale	AUD 9.71	-40	FPO	40
28-Feb-17	MBL	On Market Sale	AUD 9.70	-105	FPO	105
28-Feb-17	MBL	On Market Sale	AUD 9.74	-59	FPO	59
28-Feb-17	MBL	On Market Purchase	AUD 9.73	516	FPO	516
28-Feb-17	MBL	On Market Purchase	AUD 9.68	100	FPO	100
28-Feb-17	MBL	On Market Purchase	AUD 9.70	97	FPO	97
28-Feb-17	MBL	On Market Purchase	AUD 9.73	119	FPO	119
28-Feb-17	MBL	On Market Purchase	AUD 9.72	25	FPO	25
28-Feb-17	MBL	On Market Purchase	AUD 9.65	11	FPO	11
28-Feb-17	MBL	On Market Sale	AUD 9.69	-202	FPO	202
28-Feb-17	MBL	On Market Purchase	AUD 9.65	243	FPO	243
28-Feb-17	MBL	On Market Purchase	AUD 9.69	10,644	FPO	10,644
28-Feb-17	MBL	On Market Sale	AUD 9.70	-119	FPO	119
28-Feb-17	MBL	On Market Purchase	AUD 9.71	742	FPO	742
28-Feb-17	MBL	On Market Sale	AUD 9.63	-242	FPO	242
28-Feb-17	MBL	On Market Sale	AUD 9.73	-20	FPO	20
28-Feb-17	MBL	On Market Sale	AUD 9.70	-59	FPO	59
28-Feb-17	MBL	On Market Sale	AUD 9.73	-57	FPO	57
28-Feb-17	MBL	On Market Sale	AUD 9.74	-59	FPO	59
28-Feb-17	MBL	On Market Sale	AUD 9.71	-151	FPO	151
28-Feb-17	MBL	On Market Sale	AUD 9.69	-48	FPO	48
28-Feb-17	MBL	On Market Sale	AUD 9.72	-35	FPO	35
28-Feb-17	MBL	On Market Purchase	AUD 9.71	800	FPO	800
28-Feb-17	MBL	On Market Sale	AUD 9.70	-130	FPO	130
28-Feb-17	MBL	On Market Sale	AUD 9.73	-51	FPO	51
28-Feb-17	MBL	On Market Purchase	AUD 9.74	65	FPO	65
28-Feb-17	MBL	On Market Purchase	AUD 9.70	32	FPO	32
28-Feb-17	MBL	On Market Purchase	AUD 9.73	323	FPO	323
27-Feb-17	MPPM	On market sale	AUD 9.65	-46	FPO	46
27-Feb-17	MPPM	On market sale	AUD 9.65	-192	FPO	192
27-Feb-17	MPPM	On market sale	AUD 9.65	-47	FPO	47
27-Feb-17	MBL	On Market Purchase	AUD 9.59	110	FPO	110
27-Feb-17	MBL	On Market Purchase	AUD 9.65	400	FPO	400
27-Feb-17	MBL	On Market Purchase	AUD 9.58	169	FPO	169
27-Feb-17	MBL	On Market Sale	AUD 9.58	-161	FPO	161
27-Feb-17	MBL	On Market Purchase	AUD 9.66	145	FPO	145
27-Feb-17	MBL	On Market Purchase	AUD 9.66	5,675	FPO	5,675
27-Feb-17	MBL	On Market Purchase	AUD 9.65	400	FPO	400
24-Feb-17	MPPM	On market sale	AUD 9.62	-222	FPO	222
24-Feb-17	MIMAL	On market sale	AUD 9.70	-600	FPO	600
24-Feb-17	MIMAL	On market purchase	AUD 9.63	1,528	FPO	1,528
24-Feb-17	MIMAL	On market sale	AUD 9.63	-1,528	FPO	1,528
24-Feb-17	MIMAL	On market sale	AUD 9.63	-1,528	FPO	1,528
24-Feb-17	MIMAL	On market purchase	AUD 9.63	1,528	FPO	1,528
24-Feb-17	MIMAL	On market sale	AUD 9.61	-660	FPO	660
24-Feb-17	MBL	On Market Purchase	AUD 9.64	688	FPO	688
24-Feb-17	MBL	On Market Purchase	AUD 9.72	876	FPO	876
24-Feb-17	MBL	On Market Purchase	AUD 9.70	312	FPO	312

Date of change	Person whose relevant interest changed	Nature of change	Consideration per security	Number of securities affected	Class	Person's votes affected
24-Feb-17	MBL	On Market Purchase	AUD 9.67	10	FPO	10
24-Feb-17	MBL	On Market Purchase	AUD 9.63	615	FPO	615
24-Feb-17	MBL	On Market Purchase	AUD 9.64	162	FPO	162
24-Feb-17	MBL	On Market Purchase	AUD 9.60	400	FPO	400
24-Feb-17	MBL	On Market Purchase	AUD 9.70	187	FPO	187
24-Feb-17	MBL	On Market Sale	AUD 9.63	-187	FPO	187
24-Feb-17	MBL	On Market Purchase	AUD 9.73	908	FPO	908
24-Feb-17	MBL	On Market Purchase	AUD 9.57	200	FPO	200
24-Feb-17	MBL	On Market Purchase	AUD 9.64	682	FPO	682
24-Feb-17	MBL	On Market Purchase	AUD 9.65	608	FPO	608
24-Feb-17	MBL	On Market Purchase	AUD 9.70	210	FPO	210
24-Feb-17	MBL	On Market Sale	AUD 9.60	-6	FPO	6
24-Feb-17	MBL	On Market Purchase	AUD 9.61	300	FPO	300
24-Feb-17	MBL	On Market Purchase	AUD 9.57	372	FPO	372
24-Feb-17	MBL	On Market Purchase	AUD 9.63	1,456	FPO	1,456
23-Feb-17	MPPM	On market sale	AUD 9.75	-161	FPO	161
23-Feb-17	MIMAL	On market purchase	AUD 9.68	2,056	FPO	2,056
23-Feb-17	MBL	On Market Purchase	AUD 9.76	278	FPO	278
23-Feb-17	MBL	On Market Sale	AUD 9.69	-5,581	FPO	5,581
23-Feb-17	MBL	On Market Purchase	AUD 9.63	895	FPO	895
23-Feb-17	MBL	On Market Purchase	AUD 9.77	373	FPO	373
23-Feb-17	MBL	On Market Sale	AUD 9.76	-655	FPO	655
23-Feb-17	MBL	On Market Purchase	AUD 9.76	308	FPO	308
23-Feb-17	MBL	On Market Purchase	AUD 9.76	106	FPO	106
23-Feb-17	MBL	On Market Purchase	AUD 9.64	931	FPO	931
23-Feb-17	MBL	On Market Purchase	AUD 9.78	469	FPO	469
23-Feb-17	MBL	On Market Purchase	AUD 9.76	968	FPO	968
23-Feb-17	MBL	On Market Purchase	AUD 9.66	1,069	FPO	1,069
23-Feb-17	MBL	On Market Purchase	AUD 9.75	276	FPO	276
23-Feb-17	MBL	On Market Sale	AUD 9.78	-100	FPO	100
23-Feb-17	MBL	On Market Purchase	AUD 9.63	655	FPO	655
22-Feb-17	MIMAL	Transfer out - client account	AUD 0.00	-600	FPO	600
22-Feb-17	MIMAL	Transfer in - client account	AUD 0.00	600	FPO	600
22-Feb-17	MPPM	On market sale	AUD 9.74	-179	FPO	179
22-Feb-17	MIMAL	On market purchase	AUD 9.76	1,528	FPO	1,528
22-Feb-17	MIMAL	On market purchase	AUD 9.78	725	FPO	725
22-Feb-17	MIMAL	On market purchase	AUD 9.69	2,902	FPO	2,902
22-Feb-17	MBL	On Market Purchase	AUD 9.70	2,522	FPO	2,522
22-Feb-17	MBL	On Market Purchase	AUD 9.77	530	FPO	530
22-Feb-17	MBL	On Market Purchase	AUD 9.76	364	FPO	364
22-Feb-17	MBL	On Market Sale	AUD 9.72	-113	FPO	113
22-Feb-17	MBL	On Market Purchase	AUD 9.75	24	FPO	24
22-Feb-17	MBL	On Market Purchase	AUD 9.75	299	FPO	299
22-Feb-17	MBL	On Market Purchase	AUD 9.70	1,100	FPO	1,100
22-Feb-17	MBL	On Market Purchase	AUD 9.77	1,208	FPO	1,208
22-Feb-17	MBL	On Market Purchase	AUD 9.77	393	FPO	393
22-Feb-17	MBL	On Market Sale	AUD 9.75	-242	FPO	242
22-Feb-17	MBL	On Market Purchase	AUD 9.81	2,432	FPO	2,432
22-Feb-17	MBL	On Market Sale	AUD 9.69	-7,300	FPO	7,300
22-Feb-17	MBL	On Market Purchase	AUD 9.73	672	FPO	672
21-Feb-17	MIMAL	On market purchase	AUD 9.76	820	FPO	820
21-Feb-17	MBL	On Market Purchase	AUD 9.81	53	FPO	53
21-Feb-17	MBL	On Market Purchase	AUD 9.79	3	FPO	3
21-Feb-17	MBL	On Market Purchase	AUD 9.78	11,182	FPO	11,182
21-Feb-17	MBL	On Market Purchase	AUD 9.78	616	FPO	616
21-Feb-17	MBL	On Market Purchase	AUD 9.79	388	FPO	388
21-Feb-17	MBL	On Market Purchase	AUD 9.72	276	FPO	276
21-Feb-17	MBL	On Market Sale	AUD 9.84	-499	FPO	499
21-Feb-17	MBL	On Market Purchase	AUD 9.81	666	FPO	666
21-Feb-17	MBL	On Market Sale	AUD 9.68	-221	FPO	221
21-Feb-17	MBL	On Market Purchase	AUD 9.77	375	FPO	375
21-Feb-17	MBL	On Market Purchase	AUD 9.77	373	FPO	373
21-Feb-17	MBL	On Market Purchase	AUD 9.77	321	FPO	321
21-Feb-17	MBL	On Market Purchase	AUD 9.82	402	FPO	402
21-Feb-17	MBL	On Market Purchase	AUD 9.75	16	FPO	16
21-Feb-17	MBL	On Market Purchase	AUD 9.76	197	FPO	197
21-Feb-17	MBL	On Market Purchase	AUD 9.76	2,041	FPO	2,041
21-Feb-17	MBL	On Market Purchase	AUD 9.81	499	FPO	499
21-Feb-17	MBL	On Market Purchase	AUD 9.77	501	FPO	501
21-Feb-17	MBL	On Market Purchase	AUD 9.76	263	FPO	263
21-Feb-17	MBL	On Market Purchase	AUD 9.79	1,265	FPO	1,265
21-Feb-17	MBL	On Market Purchase	AUD 9.75	511	FPO	511
21-Feb-17	MBL	On Market Purchase	AUD 9.76	793	FPO	793
21-Feb-17	MBL	On Market Purchase	AUD 9.81	3,131	FPO	3,131

Date of change	Person whose relevant interest changed	Nature of change	Consideration per security	Number of securities affected	Class	Person's votes affected
21-Feb-17	MBL	On Market Purchase	AUD 9.78	6,480	FPO	6,480
21-Feb-17	MBL	On Market Purchase	AUD 9.76	362	FPO	362
21-Feb-17	MBL	On Market Purchase	AUD 9.80	100	FPO	100
21-Feb-17	MBL	On Market Purchase	AUD 9.76	100	FPO	100
20-Feb-17	MPPM	On market sale	AUD 9.80	-44	FPO	44
20-Feb-17	MIMAL	On market sale	AUD 9.75	-1,979	FPO	1,979
20-Feb-17	MIMAL	On market sale	AUD 9.72	-1,109	FPO	1,109
20-Feb-17	MBL	On Market Sale	AUD 9.75	-218	FPO	218
20-Feb-17	MBL	On Market Purchase	AUD 9.80	2,768	FPO	2,768
20-Feb-17	MBL	On Market Purchase	AUD 9.80	245	FPO	245
20-Feb-17	MBL	On Market Purchase	AUD 9.75	500	FPO	500
20-Feb-17	MBL	On Market Purchase	AUD 9.75	275	FPO	275
20-Feb-17	MBL	On Market Purchase	AUD 9.80	315	FPO	315
20-Feb-17	MBL	On Market Purchase	AUD 9.76	373	FPO	373
20-Feb-17	MBL	On Market Purchase	AUD 9.75	428	FPO	428
20-Feb-17	MBL	On Market Purchase	AUD 9.74	300	FPO	300
20-Feb-17	MBL	On Market Purchase	AUD 9.78	321	FPO	321
20-Feb-17	MBL	On Market Purchase	AUD 9.74	200	FPO	200
20-Feb-17	MBL	On Market Purchase	AUD 9.77	372	FPO	372
20-Feb-17	MBL	On Market Purchase	AUD 9.77	402	FPO	402
20-Feb-17	MBL	On Market Purchase	AUD 9.75	370	FPO	370
20-Feb-17	MBL	On Market Purchase	AUD 9.80	402	FPO	402
20-Feb-17	MBL	On Market Purchase	AUD 9.78	4,046	FPO	4,046
20-Feb-17	MBL	On Market Purchase	AUD 9.74	283	FPO	283
17-Feb-17	MBL	On Market Purchase	AUD 9.81	9	FPO	9
17-Feb-17	MBL	On Market Sale	AUD 9.82	-144	FPO	144
17-Feb-17	MBL	On Market Purchase	AUD 9.82	11	FPO	11
17-Feb-17	MBL	On Market Purchase	AUD 9.79	125	FPO	125
17-Feb-17	MBL	On Market Sale	AUD 9.80	-1,882	FPO	1,882
17-Feb-17	MBL	On Market Sale	AUD 9.87	-12,961	FPO	12,961
17-Feb-17	MBL	On Market Sale	AUD 9.80	-9	FPO	9
17-Feb-17	MBL	On Market Sale	AUD 9.81	-15	FPO	15
17-Feb-17	MBL	On Market Purchase	AUD 9.81	370	FPO	370
17-Feb-17	MBL	On Market Purchase	AUD 9.87	191	FPO	191
17-Feb-17	MBL	On Market Sale	AUD 9.85	-160	FPO	160
17-Feb-17	MBL	On Market Purchase	AUD 9.80	30	FPO	30
17-Feb-17	MBL	On Market Purchase	AUD 9.87	225	FPO	225
17-Feb-17	MBL	On Market Purchase	AUD 9.92	163	FPO	163
17-Feb-17	MBL	On Market Purchase	AUD 9.84	777	FPO	777
16-Feb-17	MIMAL	On market sale	AUD 9.81	-1,300	FPO	1,300
16/02/2017	MBL	Receive Return	9.87AUD	-68,000	FPO	68,000
16-Feb-17	MBL	On Market Purchase	AUD 9.93	9,095	FPO	9,095
16-Feb-17	MBL	On Market Sale	AUD 9.83	-184	FPO	184
16-Feb-17	MBL	On Market Sale	AUD 9.88	-1	FPO	1
16-Feb-17	MBL	On Market Sale	AUD 9.87	-5,679	FPO	5,679
16-Feb-17	MBL	On Market Sale	AUD 9.87	-11,156	FPO	11,156
16-Feb-17	MBL	On Market Sale	AUD 9.93	-488	FPO	488
16-Feb-17	MBL	On Market Purchase	AUD 9.83	217	FPO	217
16-Feb-17	MBL	On Market Purchase	AUD 9.87	488	FPO	488
15-Feb-17	MPPM	On market sale	AUD 9.88	-209	FPO	209
15-Feb-17	MBL	On Market Purchase	AUD 9.89	146	FPO	146
15-Feb-17	MBL	On Market Purchase	AUD 9.89	259	FPO	259
15-Feb-17	MBL	On Market Purchase	AUD 9.87	649	FPO	649
15-Feb-17	MBL	On Market Purchase	AUD 9.89	49	FPO	49
15-Feb-17	MBL	On Market Purchase	AUD 9.89	4,641	FPO	4,641
15-Feb-17	MBL	On Market Purchase	AUD 9.89	97	FPO	97
15-Feb-17	MBL	On Market Purchase	AUD 9.89	471	FPO	471
15-Feb-17	MBL	On Market Purchase	AUD 9.89	356	FPO	356
15-Feb-17	MBL	On Market Purchase	AUD 9.88	147	FPO	147
15-Feb-17	MBL	On Market Purchase	AUD 9.87	1,943	FPO	1,943
15-Feb-17	MBL	On Market Sale	AUD 9.87	-2,657	FPO	2,657
15-Feb-17	MBL	On Market Purchase	AUD 9.88	49	FPO	49
15-Feb-17	MBL	On Market Sale	AUD 9.91	-470	FPO	470
15-Feb-17	MBL	On Market Purchase	AUD 9.88	292	FPO	292
15-Feb-17	MBL	On Market Purchase	AUD 9.88	227	FPO	227
15-Feb-17	MBL	On Market Purchase	AUD 9.87	470	FPO	470
15-Feb-17	MBL	On Market Purchase	AUD 9.89	520	FPO	520
14-Feb-17	MPPM	On market purchase	AUD 9.89	392	FPO	392
14-Feb-17	MBL	On Market Purchase	AUD 9.88	259	FPO	259
14-Feb-17	MBL	On Market Purchase	AUD 9.82	2,830	FPO	2,830
14-Feb-17	MBL	On Market Purchase	AUD 9.90	1,022	FPO	1,022
14-Feb-17	MBL	On Market Purchase	AUD 9.86	227	FPO	227
14-Feb-17	MBL	On Market Purchase	AUD 9.89	682	FPO	682
14-Feb-17	MBL	On Market Purchase	AUD 9.85	1,294	FPO	1,294

Date of change	Person whose relevant interest changed	Nature of change	Consideration per security	Number of securities affected	Class	Person's votes affected
13-Feb-17	MIMAL	Transfer out – client account	AUD 9.79	-48,142	FPO	48,142
13/02/2017	MBL	Receive Return	9.72AUD	-30,000	FPO	30,000
13-Feb-17	MBL	On Market Purchase	AUD 9.78	211	FPO	211
13-Feb-17	MBL	On Market Purchase	AUD 9.79	454	FPO	454
13-Feb-17	MBL	On Market Purchase	AUD 9.78	552	FPO	552
13-Feb-17	MBL	On Market Purchase	AUD 9.77	1	FPO	1
13-Feb-17	MBL	On Market Purchase	AUD 9.81	40	FPO	40
13-Feb-17	MBL	On Market Purchase	AUD 9.76	389	FPO	389
13-Feb-17	MBL	On Market Purchase	AUD 9.79	520	FPO	520
13-Feb-17	MBL	On Market Purchase	AUD 9.78	21	FPO	21
13-Feb-17	MBL	On Market Purchase	AUD 9.77	422	FPO	422
13-Feb-17	MBL	On Market Purchase	AUD 9.78	309	FPO	309
13-Feb-17	MBL	On Market Purchase	AUD 9.79	176	FPO	176
13-Feb-17	MBL	On Market Sale	AUD 9.79	-1,800	FPO	1,800
13-Feb-17	MBL	On Market Purchase	AUD 9.79	179	FPO	179
13-Feb-17	MBL	On Market Sale	AUD 9.71	-1,615	FPO	1,615
13-Feb-17	MBL	On Market Purchase	AUD 9.78	65	FPO	65
13-Feb-17	MBL	On Market Purchase	AUD 9.77	722	FPO	722
13-Feb-17	MBL	On Market Purchase	AUD 9.78	308	FPO	308
13-Feb-17	MBL	On Market Purchase	AUD 9.79	27	FPO	27
13-Feb-17	MBL	On Market Purchase	AUD 9.79	135	FPO	135
13-Feb-17	MBL	On Market Purchase	AUD 9.81	1,278	FPO	1,278
13-Feb-17	MBL	On Market Purchase	AUD 9.76	5	FPO	5
13-Feb-17	MBL	On Market Sale	AUD 9.78	-135	FPO	135
13-Feb-17	MBL	On Market Purchase	AUD 9.77	325	FPO	325
13-Feb-17	MBL	On Market Purchase	AUD 9.80	714	FPO	714
10-Feb-17	MPPM	On market sale	AUD 9.78	-163	FPO	163
10-Feb-17	MPPM	On market purchase	AUD 9.79	167	FPO	167
10-Feb-17	MBL	On Market Purchase	AUD 9.79	1,087	FPO	1,087
10-Feb-17	MBL	On Market Purchase	AUD 9.81	584	FPO	584
10-Feb-17	MBL	On Market Purchase	AUD 9.75	276	FPO	276
10-Feb-17	MBL	On Market Sale	AUD 9.70	-469	FPO	469
10-Feb-17	MBL	On Market Purchase	AUD 9.73	1,746	FPO	1,746
10-Feb-17	MBL	On Market Purchase	AUD 9.78	439	FPO	439
10-Feb-17	MBL	On Market Purchase	AUD 9.80	275	FPO	275
10-Feb-17	MBL	On Market Sale	AUD 9.73	-100	FPO	100
10-Feb-17	MBL	On Market Purchase	AUD 9.76	646	FPO	646
10-Feb-17	MBL	On Market Purchase	AUD 9.72	6,264	FPO	6,264
10-Feb-17	MBL	On Market Sale	AUD 9.79	-507	FPO	507
10-Feb-17	MBL	On Market Purchase	AUD 9.72	964	FPO	964
10-Feb-17	MBL	On Market Purchase	AUD 9.81	421	FPO	421
10-Feb-17	MBL	On Market Purchase	AUD 9.72	469	FPO	469
10-Feb-17	MBL	On Market Purchase	AUD 9.79	98	FPO	98
10-Feb-17	MBL	On Market Purchase	AUD 9.70	2,035	FPO	2,035
09-Feb-17	MBL	On Market Sale	AUD 9.52	-344	FPO	344
09-Feb-17	MBL	On Market Sale	AUD 9.63	-242	FPO	242
09-Feb-17	MBL	On Market Sale	AUD 9.55	-936	FPO	936
09-Feb-17	MBL	On Market Sale	AUD 9.62	-3,877	FPO	3,877
09-Feb-17	MBL	On Market Sale	AUD 9.54	-240	FPO	240
09-Feb-17	MBL	On Market Sale	AUD 9.52	-332	FPO	332
09-Feb-17	MBL	On Market Sale	AUD 9.51	-215	FPO	215
09-Feb-17	MBL	On Market Sale	AUD 9.56	-1,737	FPO	1,737
09-Feb-17	MBL	On Market Sale	AUD 9.62	-1,311	FPO	1,311
09-Feb-17	MBL	On Market Sale	AUD 9.49	-213	FPO	213
09-Feb-17	MBL	On Market Sale	AUD 9.53	-530	FPO	530
09-Feb-17	MBL	On Market Sale	AUD 9.53	-151	FPO	151
09-Feb-17	MBL	On Market Sale	AUD 9.53	-45	FPO	45
09-Feb-17	MBL	On Market Sale	AUD 9.53	-163	FPO	163
09-Feb-17	MBL	On Market Sale	AUD 9.58	-560	FPO	560
09-Feb-17	MBL	On Market Sale	AUD 9.52	-82	FPO	82
09-Feb-17	MBL	On Market Sale	AUD 9.52	-38	FPO	38
09-Feb-17	MBL	On Market Sale	AUD 9.57	-500	FPO	500
09-Feb-17	MBL	On Market Purchase	AUD 9.55	325	FPO	325
09-Feb-17	MBL	On Market Purchase	AUD 9.62	560	FPO	560
09-Feb-17	MBL	On Market Sale	AUD 9.58	-1,630	FPO	1,630
08-Feb-17	MBL	On Market Sale	AUD 9.37	-49	FPO	49
08-Feb-17	MBL	On Market Sale	AUD 9.46	-900	FPO	900
08-Feb-17	MBL	On Market Sale	AUD 9.46	-326	FPO	326
08-Feb-17	MBL	On Market Purchase	AUD 9.42	264	FPO	264
08-Feb-17	MBL	On Market Sale	AUD 9.37	-698	FPO	698
08-Feb-17	MBL	On Market Sale	AUD 9.45	-452	FPO	452
08-Feb-17	MBL	On Market Sale	AUD 9.45	-1,076	FPO	1,076
08-Feb-17	MBL	On Market Sale	AUD 9.52	-497	FPO	497
08-Feb-17	MBL	On Market Sale	AUD 9.36	-697	FPO	697

Date of change	Person whose relevant interest changed	Nature of change	Consideration per security	Number of securities affected	Class	Person's votes affected
08-Feb-17	MBL	On Market Purchase	AUD 9.33	497	FPO	497
08-Feb-17	MBL	On Market Sale	AUD 9.39	-389	FPO	389
08-Feb-17	MBL	On Market Sale	AUD 9.44	-98	FPO	98
08-Feb-17	MBL	On Market Sale	AUD 9.46	-500	FPO	500
08-Feb-17	MBL	On Market Sale	AUD 9.44	-536	FPO	536
08-Feb-17	MBL	On Market Sale	AUD 9.33	-1,050	FPO	1,050
08-Feb-17	MBL	On Market Sale	AUD 9.43	-390	FPO	390
08-Feb-17	MBL	On Market Sale	AUD 9.51	-108	FPO	108
08-Feb-17	MBL	On Market Sale	AUD 9.53	-500	FPO	500
08-Feb-17	MBL	On Market Sale	AUD 9.39	-533	FPO	533
08-Feb-17	MBL	On Market Sale	AUD 9.39	-329	FPO	329
08-Feb-17	MBL	On Market Sale	AUD 9.47	-259	FPO	259
08-Feb-17	MBL	On Market Sale	AUD 9.38	-227	FPO	227
08-Feb-17	MBL	On Market Purchase	AUD 9.52	715	FPO	715
07-Feb-17	MIMAL	On market sale	AUD 9.20	-1,109	FPO	1,109
07-Feb-17	MPPM	On market sale	AUD 9.12	-140	FPO	140
07-Feb-17	MIMAL	On market purchase	AUD 9.18	541	FPO	541
07-Feb-17	MBL	On Market Sale	AUD 9.29	-58	FPO	58
07-Feb-17	MBL	On Market Purchase	AUD 9.34	488	FPO	488
07-Feb-17	MBL	On Market Sale	AUD 9.33	-2	FPO	2
07-Feb-17	MBL	On Market Sale	AUD 9.16	-731	FPO	731
07-Feb-17	MBL	On Market Sale	AUD 9.15	-114	FPO	114
07-Feb-17	MBL	On Market Sale	AUD 9.32	-2,189	FPO	2,189
07-Feb-17	MBL	On Market Sale	AUD 9.10	-390	FPO	390
07-Feb-17	MBL	On Market Sale	AUD 9.14	-1,263	FPO	1,263
07-Feb-17	MBL	On Market Sale	AUD 9.24	-259	FPO	259
07-Feb-17	MBL	On Market Purchase	AUD 9.19	826	FPO	826
07-Feb-17	MBL	On Market Sale	AUD 9.40	-6,285	FPO	6,285
07-Feb-17	MBL	On Market Sale	AUD 9.35	-32	FPO	32
07-Feb-17	MBL	On Market Sale	AUD 9.12	-260	FPO	260
07-Feb-17	MBL	On Market Sale	AUD 9.40	-488	FPO	488
07-Feb-17	MBL	On Market Sale	AUD 9.18	-292	FPO	292
07-Feb-17	MBL	On Market Sale	AUD 9.35	-7	FPO	7
07-Feb-17	MBL	On Market Sale	AUD 9.21	-114	FPO	114
07-Feb-17	MBL	On Market Sale	AUD 9.19	-12,385	FPO	12,385
07-Feb-17	MBL	On Market Sale	AUD 9.08	-357	FPO	357
6/02/2017	MBL	Receive Return	9.29AUD	-30,000	FPO	30,000
06-Feb-17	MBL	On Market Purchase	AUD 9.49	343	FPO	343
06-Feb-17	MBL	On Market Purchase	AUD 9.42	1,975	FPO	1,975
06-Feb-17	MBL	On Market Purchase	AUD 9.48	65	FPO	65
06-Feb-17	MBL	On Market Sale	AUD 9.46	-16	FPO	16
06-Feb-17	MBL	On Market Sale	AUD 9.46	-22	FPO	22
06-Feb-17	MBL	On Market Purchase	AUD 9.47	422	FPO	422
06-Feb-17	MBL	On Market Sale	AUD 9.43	-364	FPO	364
06-Feb-17	MBL	On Market Purchase	AUD 9.48	600	FPO	600
06-Feb-17	MBL	On Market Sale	AUD 9.44	-190	FPO	190
06-Feb-17	MBL	On Market Sale	AUD 9.48	-267	FPO	267
06-Feb-17	MBL	On Market Purchase	AUD 9.40	483	FPO	483
06-Feb-17	MBL	On Market Sale	AUD 9.50	-261	FPO	261
06-Feb-17	MBL	On Market Sale	AUD 9.43	-676	FPO	676
06-Feb-17	MBL	On Market Sale	AUD 9.38	-483	FPO	483
06-Feb-17	MBL	On Market Sale	AUD 9.40	-54	FPO	54
06-Feb-17	MBL	On Market Purchase	AUD 9.40	605	FPO	605
06-Feb-17	MBL	On Market Sale	AUD 9.40	-165	FPO	165
06-Feb-17	MBL	On Market Purchase	AUD 9.49	179	FPO	179
06-Feb-17	MBL	On Market Sale	AUD 9.46	-421	FPO	421
03-Feb-17	MIMAL	On market purchase	AUD 9.35	1,070	FPO	1,070
03-Feb-17	MPPM	Transfer in - client account	AUD 0.00	527	FPO	527
03-Feb-17	MIMAL	On market purchase	AUD 9.34	1,070	FPO	1,070
03-Feb-17	MPPM	On market purchase	AUD 9.36	89	FPO	89
03-Feb-17	MPPM	Transfer out - client account	AUD 0.00	-527	FPO	527
03-Feb-17	MPPM	On market sale	AUD 9.31	-210	FPO	210
03-Feb-17	MPPM	On market sale	AUD 9.31	-570	FPO	570
03-Feb-17	MPPM	On market purchase	AUD 9.36	108	FPO	108
03-Feb-17	MBL	On Market Sale	AUD 9.34	-810	FPO	810
03-Feb-17	MBL	On Market Purchase	AUD 9.35	585	FPO	585
03-Feb-17	MBL	On Market Sale	AUD 9.29	-4,324	FPO	4,324
03-Feb-17	MBL	On Market Purchase	AUD 9.28	28	FPO	28
03-Feb-17	MBL	On Market Sale	AUD 9.26	-649	FPO	649
03-Feb-17	MBL	On Market Sale	AUD 9.32	-1,700	FPO	1,700
03-Feb-17	MBL	On Market Purchase	AUD 9.40	373	FPO	373
03-Feb-17	MBL	On Market Sale	AUD 9.37	-1,408	FPO	1,408
03-Feb-17	MBL	On Market Purchase	AUD 9.32	600	FPO	600
03-Feb-17	MBL	On Market Sale	AUD 9.33	-500	FPO	500

Date of change	Person whose relevant interest changed	Nature of change	Consideration per security	Number of securities affected	Class	Person's votes affected
03-Feb-17	MBL	On Market Purchase	AUD 9.35	147	FPO	147
03-Feb-17	MBL	On Market Sale	AUD 9.35	-327	FPO	327
03-Feb-17	MBL	On Market Purchase	AUD 9.34	438	FPO	438
03-Feb-17	MBL	On Market Purchase	AUD 9.40	195	FPO	195
03-Feb-17	MBL	On Market Sale	AUD 9.34	-1,606	FPO	1,606
03-Feb-17	MBL	On Market Sale	AUD 9.40	-100	FPO	100
03-Feb-17	MBL	On Market Sale	AUD 9.40	-1,965	FPO	1,965
03-Feb-17	MBL	On Market Purchase	AUD 9.31	182	FPO	182
03-Feb-17	MBL	On Market Purchase	AUD 9.31	207	FPO	207
02-Feb-17	MPPM	On market sale	AUD 9.33	-228	FPO	228
02-Feb-17	MBL	On Market Sale	AUD 9.29	-332	FPO	332
02-Feb-17	MBL	On Market Sale	AUD 9.30	-228	FPO	228
02-Feb-17	MBL	On Market Sale	AUD 9.34	-98	FPO	98
02-Feb-17	MBL	On Market Sale	AUD 9.20	-595	FPO	595
02-Feb-17	MBL	On Market Purchase	AUD 9.30	958	FPO	958
02-Feb-17	MBL	On Market Sale	AUD 9.33	-114	FPO	114
02-Feb-17	MBL	On Market Sale	AUD 9.33	-956	FPO	956
02-Feb-17	MBL	On Market Sale	AUD 9.30	-49	FPO	49
02-Feb-17	MBL	On Market Sale	AUD 9.33	-81	FPO	81
02-Feb-17	MBL	On Market Purchase	AUD 9.19	508	FPO	508
02-Feb-17	MBL	On Market Purchase	AUD 9.19	406	FPO	406
02-Feb-17	MBL	On Market Purchase	AUD 9.31	1,856	FPO	1,856
02-Feb-17	MBL	On Market Sale	AUD 9.31	-90	FPO	90
02-Feb-17	MBL	On Market Sale	AUD 9.28	-514	FPO	514
02-Feb-17	MBL	On Market Sale	AUD 9.30	-162	FPO	162
02-Feb-17	MBL	On Market Sale	AUD 9.32	-113	FPO	113
02-Feb-17	MBL	On Market Sale	AUD 9.32	-211	FPO	211
02-Feb-17	MBL	On Market Sale	AUD 9.31	-246	FPO	246
02-Feb-17	MBL	On Market Sale	AUD 9.32	-98	FPO	98
02-Feb-17	MBL	On Market Sale	AUD 9.31	-508	FPO	508
02-Feb-17	MBL	On Market Purchase	AUD 9.29	34	FPO	34
02-Feb-17	MBL	On Market Sale	AUD 9.31	-48	FPO	48
02-Feb-17	MBL	On Market Sale	AUD 9.37	-16	FPO	16
02-Feb-17	MBL	On Market Sale	AUD 9.33	-1,428	FPO	1,428
02-Feb-17	MBL	On Market Sale	AUD 9.30	-82	FPO	82
01-Feb-17	MPPM	On market sale	AUD 9.23	-22	FPO	22
01-Feb-17	MPPM	On market sale	AUD 9.23	-84	FPO	84
01-Feb-17	MIMAL	On market purchase	AUD 9.28	750	FPO	750
01-Feb-17	MPPM	Transfer out - client account	AUD 0.00	-268	FPO	268
01-Feb-17	MPPM	On market sale	AUD 9.24	-1,184	FPO	1,184
01-Feb-17	MIMAL	Transfer in – client account	AUD 9.27	6,577	FPO	6,577
01-Feb-17	MBL	On Market Sale	AUD 9.22	-142	FPO	142
01-Feb-17	MBL	On Market Sale	AUD 9.25	-169	FPO	169
01-Feb-17	MBL	On Market Purchase	AUD 9.28	634	FPO	634
01-Feb-17	MBL	On Market Sale	AUD 9.25	-6	FPO	6
01-Feb-17	MBL	On Market Sale	AUD 9.28	-241	FPO	241
01-Feb-17	MBL	On Market Sale	AUD 9.20	-1,069	FPO	1,069
01-Feb-17	MBL	On Market Sale	AUD 9.27	-1,119	FPO	1,119
01-Feb-17	MBL	On Market Sale	AUD 9.30	-451	FPO	451
01-Feb-17	MBL	On Market Sale	AUD 9.24	-147	FPO	147
01-Feb-17	MBL	On Market Purchase	AUD 9.27	3,572	FPO	3,572
01-Feb-17	MBL	On Market Sale	AUD 9.24	-1,317	FPO	1,317
01-Feb-17	MBL	On Market Sale	AUD 9.25	-640	FPO	640
01-Feb-17	MBL	On Market Sale	AUD 9.23	-292	FPO	292
01-Feb-17	MBL	On Market Sale	AUD 9.26	-600	FPO	600
01-Feb-17	MBL	On Market Sale	AUD 9.23	-313	FPO	313
01-Feb-17	MBL	On Market Sale	AUD 9.24	-643	FPO	643
01-Feb-17	MBL	On Market Sale	AUD 9.22	-146	FPO	146
01-Feb-17	MBL	On Market Sale	AUD 9.38	-2,448	FPO	2,448
31-Jan-17	MPPM	On market sale	AUD 9.34	-193	FPO	193
31-Jan-17	MIMAL	Transfer out – client account	AUD 9.35	-13,308	FPO	13,308
31-Jan-17	MBL	On Market Sale	AUD 9.34	-299	FPO	299
31-Jan-17	MBL	On Market Sale	AUD 9.33	-21	FPO	21
31-Jan-17	MBL	On Market Sale	AUD 9.34	-293	FPO	293
31-Jan-17	MBL	On Market Sale	AUD 9.30	-1,744	FPO	1,744
31-Jan-17	MBL	On Market Sale	AUD 9.35	-676	FPO	676
31-Jan-17	MBL	On Market Sale	AUD 9.33	-783	FPO	783
31-Jan-17	MBL	On Market Sale	AUD 9.33	-712	FPO	712
31-Jan-17	MBL	On Market Purchase	AUD 9.35	4,151	FPO	4,151
31-Jan-17	MBL	On Market Sale	AUD 9.33	-1,048	FPO	1,048
31-Jan-17	MBL	On Market Sale	AUD 9.33	-1,385	FPO	1,385
31-Jan-17	MBL	On Market Sale	AUD 9.34	-13	FPO	13
30-Jan-17	MIMAL	On market purchase	AUD 9.37	1,600	FPO	1,600
30-Jan-17	MIMAL	On market purchase	AUD 9.31	1,068	FPO	1,068

Date of change	Person whose relevant interest changed	Nature of change	Consideration per security	Number of securities affected	Class	Person's votes affected
30-Jan-17	MBL	On Market Sale	AUD 9.29	-321	FPO	321
30-Jan-17	MBL	On Market Sale	AUD 9.31	-292	FPO	292
30-Jan-17	MBL	On Market Sale	AUD 9.32	-1,121	FPO	1,121
30-Jan-17	MBL	On Market Sale	AUD 9.46	-3,082	FPO	3,082
30-Jan-17	MBL	On Market Sale	AUD 9.49	-8,507	FPO	8,507
30-Jan-17	MBL	On Market Sale	AUD 9.28	-584	FPO	584
30-Jan-17	MBL	On Market Sale	AUD 9.35	-3,877	FPO	3,877
30-Jan-17	MBL	On Market Sale	AUD 9.28	-340	FPO	340
27-Jan-17	MBL	On Market Sale	AUD 9.55	-746	FPO	746
27-Jan-17	MBL	On Market Sale	AUD 9.49	-1,448	FPO	1,448
25-Jan-17	MPPM	On market sale	AUD 9.42	-203	FPO	203
25-Jan-17	MPPM	On market sale	AUD 9.42	-13	FPO	13
25-Jan-17	MPPM	On market sale	AUD 9.42	-77	FPO	77
25-Jan-17	MPPM	On market sale	AUD 9.42	-244	FPO	244
25-Jan-17	MPPM	On market sale	AUD 9.42	-79	FPO	79
25-Jan-17	MPPM	On market sale	AUD 9.42	-326	FPO	326
25-Jan-17	MPPM	On market sale	AUD 9.42	-145	FPO	145
25-Jan-17	MPPM	On market sale	AUD 9.42	-169	FPO	169
25-Jan-17	MPPM	On market sale	AUD 9.42	-102	FPO	102
25-Jan-17	MPPM	On market sale	AUD 9.42	-83	FPO	83
25-Jan-17	MPPM	On market sale	AUD 9.42	-499	FPO	499
25-Jan-17	MPPM	On market sale	AUD 9.42	-204	FPO	204
25-Jan-17	MPPM	On market sale	AUD 9.42	-351	FPO	351
25-Jan-17	MPPM	On market sale	AUD 9.42	-318	FPO	318
25-Jan-17	MPPM	On market sale	AUD 9.42	-335	FPO	335
25-Jan-17	MPPM	On market sale	AUD 9.42	-264	FPO	264
25-Jan-17	MPPM	On market sale	AUD 9.42	-75	FPO	75
25-Jan-17	MPPM	On market sale	AUD 9.42	-306	FPO	306
25-Jan-17	MPPM	On market sale	AUD 9.42	-164	FPO	164
25-Jan-17	MPPM	On market sale	AUD 9.42	-380	FPO	380
25-Jan-17	MPPM	On market sale	AUD 9.42	-145	FPO	145
25-Jan-17	MPPM	On market sale	AUD 9.42	-77	FPO	77
25-Jan-17	MPPM	On market sale	AUD 9.42	-119	FPO	119
25-Jan-17	MPPM	On market sale	AUD 9.42	-281	FPO	281
25-Jan-17	MPPM	On market sale	AUD 9.42	-589	FPO	589
25-Jan-17	MBL	On Market Sale	AUD 9.45	-648	FPO	648
25-Jan-17	MBL	On Market Sale	AUD 9.51	-129	FPO	129
25-Jan-17	MBL	On Market Sale	AUD 9.54	-484	FPO	484
25-Jan-17	MBL	On Market Purchase	AUD 9.43	36	FPO	36
25-Jan-17	MBL	On Market Sale	AUD 9.49	-268	FPO	268
25-Jan-17	MBL	On Market Sale	AUD 9.55	-313	FPO	313
25-Jan-17	MBL	On Market Purchase	AUD 9.51	313	FPO	313
25-Jan-17	MBL	On Market Sale	AUD 9.50	-288	FPO	288
25-Jan-17	MBL	On Market Sale	AUD 9.45	-1,311	FPO	1,311
25-Jan-17	MBL	On Market Purchase	AUD 9.51	1,248	FPO	1,248
25-Jan-17	MBL	On Market Purchase	AUD 9.55	731	FPO	731

ANNEXURE 'C'

This is the annexure marked 'C' of 27 pages referred to in the Notice of initial substantial holder.

Dennis Leong
Company Secretary, Macquarie Group Limited
26 May 2017

Agreement

Project North

Underwriting Agreement

Westpac Banking Corporation
Macquarie Capital (Australia) Limited

Contents

Table of contents

1	Definitions and interpretation	2
1.1	Definitions	2
1.2	Rules for interpreting this agreement.....	5
1.3	Business Days	6
1.4	Success of the Offer	6
1.5	Valid Application	6
1.6	Withdrawal and termination of this agreement	7
2	Appointment	7
2.1	Appointment.....	7
2.2	Reasonable endeavours	7
2.3	Jurisdiction	7
3	Conditions Precedent, Warranties, Undertakings and Indemnity	7
3.1	Conditions precedent	7
3.2	Validity of agreement	7
3.3	Westpac representations, warranties and undertakings.....	7
3.4	Independent	8
3.5	Representations, warranties, undertakings and acknowledgments	8
3.6	Repetition	8
3.7	Moratorium	8
3.8	Indemnity.....	9
3.9	Survival	9
3.10	Reliance	9
4	Offer	9
4.1	Making of Offer	9
4.2	Amendment.....	9
5	Conduct of Offer	10
5.1	Support and Access.....	10
5.2	Announcement of Offer.....	10
5.3	Bookbuild	10
5.4	Offer Price.....	10
5.5	Allocation of Shares	10
5.6	Crossing and confirmations	10
5.7	Acceptance of Applications and sale of Shares.....	10
5.8	Underwriting of Offer Shortfall.....	11
6	Fees, Costs and Expenses	11
6.1	Payment of fees to Lead Manager.....	11
6.2	Costs and expenses	11
6.3	Costs on termination	11
7	Events of Termination	12
7.1	Right of termination.....	12
7.2	Exercise of rights	12
7.3	Claims	12
7.4	Notification	12

Contents

7.5	Effect of termination	12
8	Marketing and Public Announcements	13
8.1	Marketing and public announcements	13
8.2	Announcements	13
8.3	ASIC and ASX	13
9	Acknowledgments	13
9.1	Acknowledgments	13
9.2	Acknowledgement by the Lead Manager	14
9.3	Agreements	14
10	GST	14
10.1	Definitions	14
10.2	GST payable in addition to fees	14
10.3	GST on claims and expenses	14
10.4	Adjustments	15
11	Notices	15
11.1	How to give a notice	15
11.2	When a notice is given	15
11.3	Address for notices	16
12	Amendment and assignment	16
12.1	Amendment	16
12.2	Assignment	16
13	General	16
13.1	Governing law and jurisdiction	16
13.2	Giving effect to this agreement	16
13.3	Waiver of rights	16
13.4	Operation of this agreement	17
13.5	Inconsistency with other documents	17
13.6	Time is of the essence	17
13.7	Counterparts	17
13.8	Attorneys	17
13.9	Indemnities	17
	Schedule 1	
	Notice details	18
	Schedule 2	
	Timetable (clause 4.1)	19
	Schedule 3	
	Warranties and Undertakings (clause 3)	20
	Signing page	22

Contents

Underwriting Agreement

Date ►

Between the parties

Westpac

Westpac Banking Corporation

ABN 33 007 457 141

of Level 2, 275 Kent Street, Sydney NSW 2000

(Westpac)

Macquarie

Macquarie Capital (Australia) Limited

ABN 79 123 199 548 of Level 3, 50 Martin Place, Sydney NSW 2000

(Macquarie or Lead Manager)

Recitals

- 1 Westpac proposes to invite applications to purchase Shares in BTT held by its wholly-owned subsidiary WFSG pursuant to the Offer.
 - 2 The Offer will be conducted as an institutional bookbuild offer.
 - 3 Westpac has agreed to appoint the Lead Manager, and the Lead Manager has agreed to act, as Lead Manager of the Offer on the terms and conditions set out in this agreement.
 - 4 The Lead Manager has also agreed to underwrite the Offer.
 - 5 In consideration of the Lead Manager having agreed to act as Lead Manager and underwriter of the Offer, Westpac has agreed to enter into this agreement.
-

The parties agree as follows:

1 Definitions and interpretation

1.1 Definitions

The meanings of the terms used in this agreement are set out below.

Term	Meaning
Affiliate	any other person that directly, or indirectly through one or more intermediaries, controls, or is controlled by, or is under common control with, such person; and "control" (including the terms "controlling", "controlled by" and "under common control with") means the possession, direct or indirect, of the power to direct or cause the direction of the management, policies or activities of a person, whether through the ownership of securities, by contract or agency or otherwise.
Announcement Date	the date specified as such in the Timetable as varied, if at all, pursuant to clause 4.2.
Announcement Material	an announcement of the Offer in a form approved by the Lead Manager (such approval not to be unreasonably withheld).
APRA	the Australian Prudential Regulation Authority.
ASIC	the Australian Securities and Investments Commission.
ASX	ASX Limited ABN 98 008 624 691 or the Australian Securities Exchange, as the context requires.
Bookbuild	the bookbuild conducted in accordance with clause 5.3.
Bookbuild Date	the date specified as such in the Timetable as varied, if at all, pursuant to clause 4.2.
BTT	BT Investment Management Limited (ABN 28 126 385 822).
Business Day	has the meaning given to that term in the Listing Rules.

Term	Meaning
CHESS	has the meaning given to that expression in the Listing Rules.
Claim	in relation to any person, a claim, action, proceeding or demand made against the person, however arising, and whether present or future, fixed or unascertained, actual or contingent.
Corporations Act	the <i>Corporations Act 2001</i> (Cth).
Crossing Date	the date specified as such in the Timetable as varied, if at all, pursuant to clause 4.2.
Deal	<ol style="list-style-type: none"> 1. sell, assign, transfer or otherwise dispose of; 2. agree or offer to sell, assign, transfer or otherwise dispose of; 3. enter into any option which, if exercised (whether such exercise is subject to conditions or otherwise), enables or requires WFSG to sell, assign, transfer or otherwise dispose of; or 4. decrease or agree to decrease an economic interest in, the Remaining Shares.
Encumbrance	an interest or power reserved in or over an interest in any asset including any retention of title or created or otherwise arising in or over an interest in any asset under a bill of sale, mortgage, charge, lien, pledge, trust or power, by way of, or having similar commercial effect to, security for the payment of a debt, any other monetary obligation or the performance of any other obligation and includes any agreement to grant or create any of the above and Encumbered has the corresponding grammatical meaning.
Event of Termination	an event entitling the Lead Manager to terminate this agreement as provided in clause 7.
Government Agency	<ol style="list-style-type: none"> 1 a government or government department or other body; 2 a governmental, semi-governmental or judicial person; or 3 a person (whether autonomous or not) who is charged with the administration of a law.
Group	BTT and its subsidiaries.
GST	a goods and services tax as contained in the <i>A New Tax System (Goods and Services Tax) Act 1999</i> (Cth) and any relevant GST

Term	Meaning
	regulations.
Indemnified Claim	any Loss directly or indirectly suffered by, or Claim made against, an Indemnified Party in respect of which an Indemnified Party is entitled to be indemnified under the Indemnity.
Indemnified Party	has the meaning given to that term in the Indemnity.
Indemnity	has the meaning it is given in clause 3.7
Institutional Investor	<p>an institutional investor who:</p> <ol style="list-style-type: none"> 1. if in Australia, is a person to whom an offer of securities may be made without disclosure under Part 6D.2 of the Corporations Act by operation of section 708(8) or 708(11) of the Corporations Act, and a wholesale client for the purposes of section 761G of the Corporations Act; or 2. if outside Australia, is a person in a Permitted Jurisdictions to whom under the applicable laws of the Permitted Jurisdiction the Offer may be made without need for any lodgement, registration, approval or filing with a Government Agency (other than one with which Westpac is willing to comply) and who participates in the Bookbuild, <p><i>provided</i> that no person in the United States is an Institutional Investor.</p>
Listing Rules	the Listing Rules of ASX (including the ASX Settlement Operating Rules, the ASX Operating Rules and the ASX Clear Operating Rules) as waived or modified by ASX in respect of Westpac or the Offer in any particular case.
Loss	in relation to a person, a damage, loss, cost, expense or liability incurred by the person, however arising and whether present or future, fixed or unascertained, actual or contingent.
LSE	London Stock Exchange.
NYSE	the New York Stock Exchange.
Offer	the invitation made to Institutional Investors to acquire Shares through the Bookbuild.

Term	Meaning
Offer Price	the purchase price to be paid for each Share sold under the Offer, to be determined through the Bookbuild.
Permitted Jurisdictions	means Hong Kong, Norway, New Zealand, Singapore, Switzerland and the United Kingdom.
Remaining Shares	the 30,814,493 fully paid ordinary shares held by WFSG in the capital of BTT to be retained after the Offer.
Securities Act	the <i>U.S. Securities Act of 1933</i> , as amended.
Settlement Date	the date specified as such in the Timetable as varied, if at all, pursuant to clause 4.2.
Shortfall Shares	the total number of Shares less the number of Shares in respect of which Valid Applications were received.
Shares	the 60,000,000 fully paid ordinary shares held by WFSG in the capital of BTT to be sold under the Offer.
Timetable	the timetable for the Offer set out in Schedule 2 as varied, if at all, pursuant to clause 4.2.
Underwritten Price	\$10.25 per Share.
Valid Application	has the meaning given to that expression by clause 1.5.
WFSG	Westpac Financial Services Group Limited ABN 50 000 326 312

1.2 Rules for interpreting this agreement

Headings are for convenience only, and do not affect interpretation. The following rules also apply in interpreting this agreement, except where the context makes it clear that a rule is not intended to apply.

- (a) A reference to:
- (1) legislation (including subordinate legislation) is to that legislation as amended, re-enacted or replaced, and includes any subordinate legislation issued under it;

- (2) a document, deed or agreement, or a provision of a document, deed or agreement, is to that document, deed, agreement or provision as amended, supplemented, replaced or novated;
 - (3) a party to this agreement or to any other document or agreement includes a permitted substitute or a permitted assign of that party;
 - (4) a person includes any type of entity or body of persons, whether or not it is incorporated or has a separate legal identity, and any executor, administrator or successor in law of the person;
 - (5) anything (including a right, obligation or concept) includes each part of it; and
 - (6) a date or time means to that date or time in Sydney.
- (b) A singular word includes the plural, and vice versa.
 - (c) A word which suggests one gender includes the other genders.
 - (d) If a word is defined, another part of speech has a corresponding meaning.
 - (e) If an example is given of anything (including a right, obligation or concept), such as by saying it includes something else, the example does not limit the scope of that thing.
 - (f) The word agreement includes an undertaking or other binding arrangement or understanding, whether or not in writing.
 - (g) The words subsidiary, holding company and related body corporate have the same meanings as in the Corporations Act.
 - (h) References to applicable law include all applicable laws of jurisdictions within or outside Australia and including the Listing Rules, the listing rules of any exchange on which Westpac is listed and policies, guidelines, official directives or requests of or by any Government Agency, whether or not having the force of law.
 - (i) A reference to dollars, \$, AUD or cents is to amounts in Australian currency.

1.3 Business Days

If the day on or by which a person must do something under this agreement is not a Business Day:

- (a) if the act involves a payment that is due on demand, the person must do it on or by the next Business Day; and
- (b) in any other case, the person must do it on or by the previous Business Day.

1.4 Success of the Offer

For the purposes of this agreement, the effect of any matter on the success of the Offer is determined by assessing the likely effect of that matter on a decision of a reasonable investor to invest in the Shares as if that decision to invest were made after the occurrence of that matter and not by considering the number and extent of applications for or allocations of Shares received before the occurrence of that matter.

1.5 Valid Application

For the purposes of this agreement, a Valid Application in respect of Shares is received by Westpac if it is made by an Institutional Investor during the Bookbuild.

1.6 Withdrawal and termination of this agreement

The parties agree that Westpac may, acting reasonably, withdraw the Offer and terminate this agreement in respect of the Offer at any time prior to agreement as to Offer Price and allocation of Shares in the Bookbuild under clauses 5.4 and 5.5 of this agreement respectively, by giving reasonable notice (subject only to any obligations that Westpac has under the Corporations Act or the Listing Rules which prohibit Westpac from doing so) in writing to the Lead Manager and upon such termination, the obligations of the Lead Manager under this agreement end.

2 Appointment

2.1 Appointment

Westpac appoints the Lead Manager on an exclusive basis as the Lead Manager and bookrunner of the Offer on the terms and conditions of this agreement, and the Lead Manager accepts that appointment.

2.2 Reasonable endeavours

The Lead Manager must use its reasonable endeavours to procure applications to purchase the Shares in accordance with this agreement and the Timetable and manage the completion of the settlement of the Shares pursuant to the Bookbuild under the Offer.

2.3 Jurisdiction

Westpac confirms the authorisation of the Lead Manager to market the Offer on behalf of Westpac, provided that the Offer is only marketed in Australia, the Permitted Jurisdictions and any other jurisdictions approved in writing by Westpac.

3 Conditions Precedent, Warranties, Undertakings and Indemnity

3.1 Conditions precedent

The obligations of the Lead Manager under this agreement in relation to the Offer are conditional on Westpac releasing to ASX the Announcement Material by 4:15pm on the Announcement Date (or such later time agreed by the Lead Manager in writing), in a form approved by the Lead Manager (such approval not to be unreasonably withheld).

3.2 Validity of agreement

Each party, in respect of itself, represents and warrants to each other party each of the matters set out in Part 1 of Schedule 3.

3.3 Westpac representations, warranties and undertakings

Westpac represents, warrants and undertakes to the Lead Manager each of the matters set out in Part 2 of Schedule 3.

3.4 Independent

Each of the paragraphs set out in Schedule 3 shall be construed independently and no paragraph shall be limited by implications arising from any other paragraphs.

3.5 Representations, warranties, undertakings and acknowledgments

- (a) Westpac undertakes to the Lead Manager that it will notify the Lead Manager immediately if it becomes aware of a breach of any representation, warranty or undertaking made by Westpac under clause 3.2 or under clause 3.3.
- (b) The Lead Manager undertakes to Westpac that it will notify Westpac immediately if it becomes aware of a breach of any representation or warranty made by it under clause 3.2.
- (c) The Lead Manager undertakes that in performing its obligations under this agreement, it will not breach in any material respect any applicable laws, regulations, its licence conditions or other legally binding requirements of ASX provided that the Lead Manager will not be liable for a breach of this clause 3.5(c) to the extent that the breach is caused or induced by Westpac or any of the directors, employees or advisers of Westpac.
- (d) The Lead Manager acknowledges that no action has been taken to register or qualify the Shares or the Offer.
- (e) The Lead Manager agrees and acknowledges, and where applicable represents and warrants, that:
 - (1) the Shares have not been and will not be registered under the Securities Act or the securities laws of any state of the United States and may not be offered, sold, delivered or transferred in the United States or to any person in the United States; and
 - (2) neither it, its affiliates nor any persons acting on its or their behalf have engaged or will engage in any directed selling efforts within the meaning of Rule 902 under the Securities Act with respect to the Shares.

3.6 Repetition

Each representation and warranty given by a party under this clause 3 shall be deemed to be repeated by that party on each day before the Settlement Date and on the Settlement Date as if made with respect to the facts and circumstances existing on each such date.

3.7 Moratorium

Subject to settlement of the Offer occurring, Westpac undertakes that, until 4.00pm on the Business Day after the date of the announcement to ASX of BTT's financial results for the half-year ending 31 March 2018, it will procure that WFSG will not Deal in all or any of the Remaining Shares, excluding:

- (a) in order to satisfy demand from eligible shareholders under a BTT dividend reinvestment plan;
- (b) participating in a repurchase (whether by buy-back, reduction of capital or other means) of Remaining Shares by BTT;

- (c) any acceptance by WFSG of a takeover offer for BTT made in accordance with Chapter 6 of the Corporations Act or transfer pursuant to a scheme of arrangement under Part 5.1 of the Corporations Act;
- (d) a sale, transfer, or disposal to a third party where it is a condition of the sale that the third party announce an intention to acquire, or propose a transaction to acquire, greater than 50% of all Remaining Shares;
- (e) a sale, transfer or disposal to another Affiliate of Westpac that is subject to an undertaking on substantially the same terms as this clause in respect of the Remaining Shares sold, transferred or disposed for at least the remainder of the period to which this moratorium relates; or
- (f) a Dealing that is required by applicable law (including an order of a court of competent jurisdiction).

3.8 Indemnity

Westpac indemnifies each of the Indemnified Parties on the terms and conditions set out in a separate agreement between the parties dated on or about the date of this agreement (the **Indemnity**).

3.9 Survival

The representations, warranties and indemnities given by a party under this agreement shall not merge upon completion of the transactions contemplated by this agreement.

3.10 Reliance

Each party acknowledges that the others are entering into this agreement in reliance on the representations, warranties and undertakings in this clause 3.

4 Offer

4.1 Making of Offer

Westpac must make, conduct and settle the Offer in accordance with:

- (a) the Timetable, as varied, if at all, pursuant to clause 4.2; and
- (b) this agreement, its constitution, the Listing Rules, the Corporations Act and all other applicable laws.

4.2 Amendment

The Timetable may be amended by Westpac:

- (a) with the consent of the Lead Manager (such consent not to be unreasonably withheld or delayed); or
- (b) if required by ASX.

5 Conduct of Offer

5.1 Support and Access

Westpac must provide the full support of, and access to, its senior management in marketing the Offer.

5.2 Announcement of Offer

Westpac must give the Announcement Material to ASX before 4:15pm on the Announcement Date (or such later time agreed by the Lead Manager in writing).

5.3 Bookbuild

The Shares will be offered by the Lead Manager on behalf of Westpac via a bookbuild process conducted on the Bookbuild Date whereby certain Institutional Investors will be invited to lodge bids for the Shares at various offer prices within an indicative price range so as to establish demand for the Shares at various possible prices and to determine the Offer Price which will apply to the Shares. Westpac authorises the Lead Manager to notify potential purchasers of the Shares under the Offer that Westpac has made the representations and warranties in paragraph (h) of Part 2 of Schedule 3.

5.4 Offer Price

- (a) Subject to clause 5.4(b), the Offer Price will be determined by agreement between Westpac and the Lead Manager after the Bookbuild, having regard to the outcome of the Bookbuild.
- (b) The Offer Price must not be set at a price above the Underwritten Price if to do so would create Shortfall Shares.

5.5 Allocation of Shares

- (a) Subject to clause 5.5(b), the allocation of the Shares in the Bookbuild will be agreed by the Lead Manager and Westpac after the close of the Bookbuild.
- (b) Westpac must not refuse to agree to allocate against or reject any Valid Application for Shares if to do so would create Shortfall Shares, without the prior consent of the Lead Manager in their absolute discretion.
- (c) The Lead Manager will advise each successful bidder about their allocation as soon as possible thereafter.

5.6 Crossing and confirmations

The Lead Manager will report its the sale of Shares to ASX as a “crossing” for the purposes of the Listing Rules before the commencement of normal trading on ASX on the Crossing Date, and issue a confirmation in relation to each allocation of Shares reported by it on the Crossing Date.

5.7 Acceptance of Applications and sale of Shares

By 2.00pm on the business day prior to the Settlement Date (or by the time and date otherwise agreed between Westpac and the Lead Manager), Westpac will procure that WFSG delivers the Shares to Macquarie or its affiliate, as directed by Macquarie, in such

form as constitutes valid deliveries between brokers. Subject to the delivery of the Shares by WFSG as contemplated in this clause 5.7, Macquarie will on the Settlement Date act as agent to deliver the Shares to Institutional Investors to whom they were allocated, against payment of the Offer Price for each Share, and (irrespective of whether the Institutional Investors have made payment of the Offer Price or not) pay, or procure the payment to WFSG or as it directs of, the proceeds of sale of the Shares less any fees payable under clause 6.1.

5.8 Underwriting of Offer Shortfall

- (a) Subject to this clause and to clauses 3.1 and 7, the Lead Manager agrees to purchase or procure purchasers for the Shortfall Shares and to pay or procure payment of the Underwritten Price for the Shortfall Shares against delivery by no later than 2.00pm on the Settlement Date.
- (b) If and to the extent that the purchase by the Lead Manager of Shortfall Shares is limited by applicable laws or regulations, Westpac agrees to retain any Shares above that limit ("Balance Shares"), the Lead Manager must procure purchasers for those Shortfall Shares as agent for Westpac in the ordinary course of its business, and Westpac must transfer those Balance Shares to settle those sales on notice from the Lead Manager. The Lead Manager may issue a notice under this clause 5.8(b) on more than one occasion, provided that the sale of any of its Balance Shares must be effected prior to 7.00pm on the date that is the twentieth Business Day after the Crossing Date, with settlement to occur no later than the twenty fifth Business Day after the Crossing Date. Nothing in this agreement gives the Lead Manager any interest or relevant interest in, or rights in respect of, any Balance Shares, except to act as agent for Westpac in procuring sales for the Balance Shares.

6 Fees, Costs and Expenses

6.1 Payment of fees to Lead Manager

In consideration of performing its obligations under this agreement, the Lead Manager shall be entitled to such fees as the parties agree.

6.2 Costs and expenses

In addition to the fees referred to in clause 6.1, Westpac must pay, or reimburse the Lead Manager for all reasonable costs, charges or expenses (except its printing or mailing expenses) of and incidental to any aspect of the Offer or this agreement, as soon as reasonably practicable after a request for payment or reimbursement is made by the Lead Manager provided that the Lead Manager seeks, and receives, Westpac's consent in writing prior to incurring the cost, charge or expense.

6.3 Costs on termination

In the event that the obligations of the Lead Manager under this agreement are terminated pursuant to clause 1.6 or clause 7 or the Offer does not proceed or is not completed for any reason:

- (a) Westpac shall not be obliged to pay to the Lead Manager the fees referred to in clause 6.1 other than any fees that have at the time of termination been paid or become due for payment; and

- (b) except where the termination or failure of the Offer to proceed is solely due to a wrongful act by the Lead Manager, Westpac shall be obliged to pay to the Lead Manager within five Business Days of termination of the obligations of the Lead Manager, or the Offer not proceeding or completing (to the extent that it has not already done so), the costs, charges and expenses referred to in clause 6.2.

7 Events of Termination

7.1 Right of termination

Subject to clause 7.2, if Westpac is in default of any of the terms and conditions of this agreement or breaches any undertaking given by it under this agreement, or any representation or warranty given or made by it under this agreement proves to be or has become untrue or incorrect, in each case at any time in the period from (and including) the date of this agreement to 9:45am on the Crossing Date, then the Lead Manager may terminate any of its obligations under this agreement which have not been performed at that time (without cost or liability to itself) by notice in writing to Westpac specifying the relevant event.

7.2 Exercise of rights

No event specified in clause 7.1 shall entitle the Lead Manager to exercise its rights to terminate its obligations under this agreement pursuant to clause 7.1 or otherwise unless the Lead Manager has reasonable and bona fide grounds to believe and does believe that the event has, or is likely to have, a material adverse effect on the success, marketing or settlement of the Offer or could give rise to a liability which is material (including in a financial or reputational sense) to the Lead Manager under the Corporations Act or any other applicable law.

7.3 Claims

Nothing contained in this clause 7 shall prejudice or nullify any Claim or other right which the Lead Manager or any other Indemnified Party may have against Westpac or which Westpac may have against the Lead Manager, for or arising out of any breach of covenant, warranty or representation or failure to observe or perform an obligation under this agreement.

7.4 Notification

Westpac must notify the Lead Manager in writing immediately after becoming aware that any of the events referred to in clause 7.1 has occurred or is about to occur.

7.5 Effect of termination

In the event that the Lead Manager terminates its obligations under this agreement pursuant to clause 7.1, it shall be relieved of its obligations under this agreement and shall be entitled to payment and reimbursement of the costs and expenses in accordance with clause 6.3.

8 Marketing and Public Announcements

8.1 Marketing and public announcements

Westpac must (at its own cost) provide such assistance in connection with the promotion and marketing of the Offer as is reasonably required by the Lead Manager from time to time.

8.2 Announcements

Westpac agrees that it must not before the Settlement Date make any public or media announcement or disclosure in relation to the Offer, its progress or the result of the Offer without the prior approval of the Lead Manager (which must not be unreasonably withheld or delayed) unless the disclosure is required by the Corporations Act or the Listing Rules or any other applicable law to be made at that time.

8.3 ASIC and ASX

Westpac agrees to promptly give the Lead Manager copies of any notices or correspondence from, or applications for orders by, ASIC or ASX in relation to the Offer.

9 Acknowledgments

9.1 Acknowledgments

Westpac acknowledges that in respect of the Lead Manager:

- (a) the Lead Manager is not required to give tax, legal, regulatory, accountancy or other specialist or technical advice in connection with the Offer;
- (b) any advice, whether written or oral, given by the Lead Manager to Westpac, or any communications between the Lead Manager and Westpac can only be used and relied on by Westpac and may not be used or relied on by any third party and may not be disclosed to any third party without the prior written approval of the Lead Manager (other than Westpac's professional advisers who may place no reliance on such advice);
- (c) the Lead Manager is not obliged to disclose to Westpac or utilise for the benefit of Westpac, any non-public information which the Lead Manager obtains in the normal course of its business where such disclosure or use would result in a breach of any obligation of confidentiality or any internal "Chinese wall" policies of the Lead Manager;
- (d) without prejudice to any claim Westpac may have against the Lead Manager, no proceedings may be taken against any director, officer, employee or agent of the Lead Manager in respect of any claim that Westpac may have against the Lead Manager; and
- (e) it is contracting with that Lead Manager on an arm's length basis to provide the services described in this agreement as an independent contractor and the Lead Manager is not assuming any duties or obligations (fiduciary or otherwise) in respect of it other than those expressly set out in this agreement.

9.2 Acknowledgement by the Lead Manager

The Lead Manager acknowledge that, without prejudice to any claim the Lead Manager may have against Westpac, no proceedings may be taken against any director, officer, employee or agent of Westpac in respect of any claim that the Lead Manager may have against Westpac.

9.3 Agreements

Westpac and the Lead Manager confirm that it is not the intention to create a fiduciary relationship between them.

10 GST

10.1 Definitions

Words defined in the A New Tax System (Goods and Services Tax) Act 1999 (Cth) have the same meaning in this clause.

10.2 GST payable in addition to fees

In addition to paying the fees, costs, charges and expenses referred to in clause 6 (which are exclusive of GST) and in addition to any other amounts, Westpac must:

- (a) pay to the Lead Manager an amount equal to any GST payable on any supply by the Lead Manager under or in connection with this agreement, without deduction or set-off of any other amount; and
- (b) make that payment:
 - (1) as and when the fees, costs, charges and expenses referred to in clause 6 or other consideration or part of it must be paid or provided; and
 - (2) if later, such later time being not more than 2 Business Days after a tax invoice has been issued by the Lead Manager,

provided that before that payment is due to be made the Lead Manager has given a tax invoice to Westpac in respect of the GST so payable.

10.3 GST on claims and expenses

Without limiting the operation of clause 10.2:

- (a) if a payment to satisfy a claim or a right to claim under or in connection with this agreement (for example, for misleading or deceptive conduct or for misrepresentation or for a breach of any warranty or for indemnity or for reimbursement of any cost or expense) gives rise to a liability to pay GST, the payer must pay, and indemnify the payee against the amount of that GST; and
- (b) if a party has a claim under or in connection with this agreement for a cost or expense on which that party must pay GST, the claim is for the cost or expense plus all GST (except any GST for which that party is entitled to an input tax credit).

10.4 Adjustments

If an adjustment event arises on any supply made under or in connection with this agreement, then the party that has the decreasing adjustment must pay to the party that has the increasing adjustment an amount equivalent to the increasing adjustment.

In addition, the supplier must provide before the payment is made or received, an adjustment note in respect of the GST on that adjustment event.

11 Notices

11.1 How to give a notice

A notice, consent or other communication under this document is only effective if it is sent by a party to this agreement (the Sender):

- (a) in writing, signed by or on behalf of the person giving it;
- (b) addressed to the person to whom it is to be given;
- (c) and must be:
 - (1) delivered or sent by pre-paid mail (by airmail, if the addressee is overseas) to that person's address; or
 - (2) sent by fax to that person's fax number and the machine from which it is sent produces a report that states that it was sent in full; or
 - (3) where an email address is provided in Schedule 1, sent by email to the address specified in Schedule 1. If a notice is sent by email the email must state the first and last name of the sender, who must be an authorised representative of the Sender.

11.2 When a notice is given

A notice, consent or other communication that complies with this clause is regarded as given and received:

- (a) if it is delivered or sent by fax:
 - (1) by 5:00 pm (local time in the place of receipt) on a Business Day - on that day; or
 - (2) after 5:00 pm (local time in the place of receipt) on a Business Day, or on a day that is not a Business Day - on the next Business Day; and
- (b) if it is sent by mail - on actual receipt; and
- (c) if it is sent by email:
 - (1) when the Sender receives an automated message confirming delivery; or
 - (2) four hours after the time sent (as recorded on the device from which the Sender sent the email), provided that the Sender does not receive an automated message within those four hours that the email has not been delivered,

whichever happens first provided that if an email is received or taken to be received after 5.00pm or on a day other than a Business Day, it will be taken to be received at 9.00am on the next Business Day.

11.3 Address for notices

A person's address, email address and fax number are those set out in Schedule 1, or as the person notifies the sender.

12 Amendment and assignment

12.1 Amendment

This agreement can only be amended, supplemented, replaced or novated by another agreement signed by the parties.

12.2 Assignment

A party may only dispose of, declare a trust over or otherwise create an interest in its rights under this agreement with the consent of each other party.

13 General

13.1 Governing law and jurisdiction

- (a) This agreement is governed by the law in force in New South Wales.
- (b) Each party submits to the non-exclusive jurisdiction of the courts exercising jurisdiction in New South Wales, and any court that may hear appeals from any of those courts, for any proceedings in connection with this agreement, and waives any right it might have to claim that those courts are an inconvenient forum.

13.2 Giving effect to this agreement

Each party must do anything (including execute any document), and must ensure that its employees and agents do anything (including execute any document), that any other party may reasonably require to give full effect to this agreement.

13.3 Waiver of rights

A right may only be waived in writing, signed by the party giving the waiver, and:

- (a) no other conduct of a party (including a failure to exercise, or delay in exercising, the right) operates as a waiver of the right or otherwise prevents the exercise of the right;
- (b) a waiver of a right on one or more occasions does not operate as a waiver of that right if it arises again; and
- (c) the exercise of a right does not prevent any further exercise of that right or of any other right.

13.4 Operation of this agreement

- (a) This agreement and any fee letter for the purpose of clause 6.1 contains the entire agreement between the parties about its subject matter. Subject to clause 13.5, any previous understanding, agreement, representation or warranty relating to that subject matter is replaced by this agreement and has no further effect.
- (b) Any right that a person may have under this agreement is in addition to, and does not replace or limit, any other right that the person may have.
- (c) Any provision of this agreement which is unenforceable or partly unenforceable is, where possible, to be severed to the extent necessary to make this agreement enforceable, unless this would materially change the intended effect of this agreement.

13.5 Inconsistency with other documents

If this agreement is inconsistent with any other document or agreement between the parties, except as specifically provided this agreement prevails to the extent of the inconsistency and without otherwise derogating from the requirements of the Lead Manager's account-opening documentation with Westpac or WFSG and any engagement letter entered into between the Lead Manager and Westpac.

13.6 Time is of the essence

Time is of the essence in this agreement.

13.7 Counterparts

This agreement may be executed in counterparts.

13.8 Attorneys

Each person who executes this agreement on behalf of a party under a power of attorney declares that he or she is not aware of any fact or circumstance that might affect his or her authority to do so under that power of attorney.

13.9 Indemnities

The indemnities under this agreement are continuing obligations independent from the other obligations of Westpac and continue after this agreement ends or after the Lead Manager terminates its obligations under this agreement. It is not necessary for a party to incur expense or make payment before enforcing a right of indemnity under this agreement.

Schedule 1

Notice details

Westpac	Westpac Banking Corporation
Address	Level 2, 275 Kent Street, Sydney NSW 2000
Attention	General Counsel
Phone	+61 2 8254 6285
Fax	+61 2 8253 1215
Email	rjim@westpac.com.au

Macquarie/Lead Manager	Macquarie Capital (Australia) Limited
Address	Level 3, 50 Martin Place, Sydney NSW 2000
Attention	Georgina Lalor
Phone	+61 2 8232 6742
Fax	+61 2 8232 5320
Email	georgina.lalor@macquarie.com

Schedule 2

Timetable (clause 4.1)

Key Dates for the Offer

Announcement Date	24 May 2017
-------------------	-------------

Bookbuild Date	24 May 2017
----------------	-------------

Crossing Date	25 May 2017
---------------	-------------

Settlement Date	26 May 2017
-----------------	-------------

Schedule 3

Warranties and Undertakings (clause 3)

Part 1: The Parties

- (a) **(status)** The party is a body corporate validly existing under the laws of its place of incorporation or establishment.
- (b) **(power)** The party has full legal capacity and power to enter into this agreement and to carry out the transactions that this agreement contemplates.
- (c) **(authorisations)** All approvals and authorisations that may be required to permit the party to enter into this agreement and to carry out the transactions that this agreement contemplates and all approvals and authorisations required in relation to the Offer have been obtained and remain valid and subsisting.
- (d) **(agreement effective)** This agreement constitutes legal, valid and binding obligations of the party, enforceable against it in accordance with its terms subject to any necessary stamping or registration.

Part 2: Westpac

- (a) **(information)** None of the information related to the Offer supplied to the Lead Manager by or, with Westpac's prior consent, on behalf of Westpac is misleading or deceptive in a material respect or contains any material omissions and Westpac will disclose to the Lead Manager all information material to the making of an informed investment decision in relation to the Shares.
- (b) **(winding up)** On or prior to the Settlement Date, Westpac and WFSG will not:
 - (i) cease to be solvent or able to pay its debts as and when they fall due;
 - (ii) pass any resolution that it be wound up;
 - (iii) enter into any scheme or composition with or for the benefit of its creditors;
 - (iv) have a receiver or manager appointed to the whole or any part of its assets or undertakings;
 - (v) permit any breach or default whereby it is liable to be wound up; or
 - (vi) have an administrator appointed to it.
- (c) **(compliance with law)** Westpac is not in breach of any applicable law in any respect that is material to the Offer.
- (d) **(listing rules)** Westpac will not breach the Listing Rules in relation to making or settling the Offer.
- (e) **(no contravention)** Westpac must not, on or prior to the Settlement Date, undertake, be involved in or acquiesce in any activity in relation to the Offer which breaches in any material respect, any provision of its constitution, the Corporations Act or any other applicable law, the Listing Rules or any legally binding requirement of APRA, ASIC, ASX or any other Government Agency.

- (f) **(Shares)** WFSG is the legal and beneficial owner of, and has good and valid title to, the Shares free and clear of any Encumbrance, and on delivery of the Shares under this agreement, will give good and valid title to the Shares, free and clear of any Encumbrance to purchasers of the Shares.
- (g) **(No directed selling efforts)** Neither Westpac nor any of its Affiliates or any person acting on its or their behalf (other than the Lead Manager or any of its Affiliates, as to whom Westpac makes no representation) has engaged or will engage in any directed selling efforts within the meaning of Rule 902 under the Securities Act with respect to the Shares.
- (h) **(On-sale of Shares)** Westpac does not control the Company (as defined in section 50AA of the Corporations Act) and the Shares in the Offer may be offered for sale and be on-sold without disclosure to investors under Part 6D.2 of the Corporations Act.
- (i) **(no inside information)** other than information relating to the Offer, Westpac is not in possession of any non-public information or information that is not generally available which, if it were generally available, a reasonable person would expect to have a material effect on the price or value of the Shares, or that is information that would influence, or would be likely to influence, persons who commonly invest in Division 3 financial products (as that term is defined in section 1042A of the Corporations Act) in deciding whether or not to acquire or dispose of Shares.
- (j) **(Announcement Material disclosure)** the Announcement Material will not contain any material statements which are misleading or deceptive and the issue and distribution of the Announcement Material will not constitute conduct by any person which is misleading or deceptive in a material respect.

Signing page

Executed as an agreement


Westpac

Signed for

Westpac Banking Corporation

by its attorneys

sign here ▶



Attorney

print name

Jonathan Abandowitz
Tier One Attorney

sign here ▶



Attorney

print name

CLARE CRAVEN
TIER ONE

Macquarie

Signed for

Macquarie Capital (Australia) Limited

by its authorised signatories

sign here ▶

Authorised signatory

print name

sign here ▶

Authorised signatory

print name

Signing page

Executed as an agreement

Westpac

Signed for

Westpac Banking Corporation

by its attorneys

sign here ▶

Attorney

print name

sign here ▶

Attorney

print name


Macquarie

Signed for

Macquarie Capital (Australia) Limited

by its authorised signatories

sign here ▶




Authorised signatory

print name

PETER APPLEBY

sign here ▶



Authorised signatory

print name

Georgina Lobo
