

## ASX Code: AIV

### Issued Capital

177,228,401 ordinary shares (AIV)

### Market Capitalisation

\$30.12M (26 September 2017, \$0.17)

### Directors

Min Yang (Chairman, NED)

Grant Thomas (Managing Director)

Geoff Baker (NED)

Dongmei Ye (NED)

Craig McPherson (Company Secretary)

## About ActivEX

ActivEX Limited is a Brisbane based mineral exploration company committed to the acquisition, identification and delineation of new resource projects through active exploration.

The ActivEX portfolio is focussed on copper and gold projects, with substantial tenement packages in north and southeast Queensland and in the Cloncurry district of northwest Queensland.

The Company also has an advanced potash project in Western Australia where it is investigating optimal leaching methods for extraction and production of potash and by-products.

---

Suite 1, Level 1  
12 Creek Street  
BRISBANE QLD 4000  
PO Box 1533 MILTON QLD 4064

[admin@activex.com.au](mailto:admin@activex.com.au)  
[www.activex.com.au](http://www.activex.com.au)

Phone +61 (07) 3236 4188

ABN 11 113 452 896

# ACTIVEX LIMITED

ABN 11 113 452 896

## FINANCIAL REPORT FOR THE YEAR ENDED 30 JUNE 2017

# ACTIVEX LIMITED

ABN 11 113 452 896

## DIRECTORS' REPORT

Your Directors present their report, together with the financial statements, of the Company for the financial year ended 30 June 2017.

### 1. Directors

The Directors of the Company at any time during the year or since the end of the year are listed below. During the year there were 8 meetings of the full board of Directors. The meetings attended by each Director were:-

Directors	Status	Eligible to Attend	Attended
Min Yang	Non-Executive Chairman	8	8
Grant Thomas	Managing Director	8	8
Geoff Baker	Non-Executive Director	8	8
Dongmei Ye	Non-Executive Director	8	8

All Directors have been in office since the start of the financial year to the date of this report unless indicated otherwise in Section 2 below.

### 2. Information on Directors

#### Min Yang

*Non-Executive Chairman (appointed director on 10 May 2012; and Chairman on 22 August 2013)*

Ms Min Yang is Executive Chairman of ASF Group Limited. ASF is a creator and facilitator of two-way cross-border investments, trade and technology transfers between China and Australia.

She has extensive business connections in the Asia Pacific region especially greater China and has over twenty years of hands-on experience dealing with both private and state-run businesses in China. Over the years, Min Yang has been involved in transactions in a range of sectors including resources, property, travel and financial investment.

*Directorships currently held in other listed companies:* ASF Group Limited, Rey Resources Limited and Key Petroleum Limited.

#### Grant Thomas B.Sc. (Hons), AusIMM, MAIG

*Managing Director (appointed director on 29 July 2013; and Managing Director on 14 January 2014)*

Mr Thomas has over 30 years of professional experience covering mineral exploration and resource project evaluations for several minerals, including iron ore, gold, copper, lead, zinc, uranium, fluorspar and coal in Australia, China, South Africa, Tajikistan, Kazakhstan, Brazil and Mongolia.

Mr Thomas was Managing Director of Celsius Coal Limited, an ASX listed company from March 2012 to May 2013. Prior to this he consulted for Dragon Global Limited (HK) which supplies technical consulting services predominantly to international and Chinese resource companies listing on the Hong Kong Stock Exchange.

#### Geoff Baker B.Com., LLB., MBA

*Non-Executive Director (15 February 2013 to 26 June 2017, reappointed 8 August 2017)*

For the past 20 years Mr Baker has been active in China working in law and conducting a practice in assisting companies doing business in the region. As an experienced lawyer qualified to practice in Australia and Hong Kong, Mr Baker provides valuable assistance to ASF's international operations and in particular to the negotiation, structuring and implementation of joint venture and co-operation agreements with ASF's key strategic partners.

*Directorships currently held in other listed companies:* ASF Group Limited, Rey Resources Limited and Key Petroleum Limited.

**ACTIVEX LIMITED**  
ABN 11 113 452 896  
**DIRECTORS' REPORT**

---

**Dongmei Ye MAcc., CPA**

*Non-Executive Director (appointed 15 October 2014)*

Ms Ye holds a Master of Accounting from Macquarie University and is a Member of CPA Australia.

Ms Ye has worked with a firm of Chartered Accountants in Australia and has gained extensive experiences in the areas of business restructuring and tax planning in a number of industries both in Australia and internationally. She also has extensive experience in corporate finance in Hong Kong and China and with Australian Listed Companies.

**3. Directors Interests**

The relevant interest of each director in shares or other securities issued by the Company and other related bodies corporate, as noted by the directors to the Australian Securities Exchange in accordance with section 205G(1) of the Corporations Act 2001, at the date of this report is as follows:

Directors	Shares	Options
Min Yang	-	-
Grant Thomas	-	-
Geoff Baker	-	-
Dongmei Ye	-	-

In addition, Ms Yang and Mr Baker are directors of ASF Group Limited which has a relevant interest in the Company of 34,769,079 Shares.

**4. Company Secretary**

**Craig McPherson B.Com, CA**

Mr McPherson was appointed Company Secretary on 4 March 2015.

Mr McPherson graduated with a Bachelor of Commerce from the University of Queensland and is a member of the Institute of Chartered Accountants in Australia. Mr McPherson has in excess of 15 years commercial experience, the last 10 years within the mineral resources sector for Australian and international companies. Mr McPherson has acted as Company Secretary for both ASX and TSX listed public companies.

**5. Principal Activities**

The principal activity of the Company during the course of the year was minerals exploration. The Company holds mineral exploration tenements in Queensland and Western Australia. The Company's focus is on exploration for gold and copper deposits across its Queensland tenements. There was no significant change in the principal activity during the year.

**6. Review of Operations & Operating Results**

The Company's operating loss for the financial period, after applicable income tax was \$1,157,203 (2016: \$943,049). Exploration and evaluation expenditure during the year totalled \$1,220,081 (2016: \$1,041,136). The loss for the year includes \$483,112 for the impairment of certain exploration projects for which the company has decided to reduce its immediate focus, namely; Prospect Creek (EPM 14121), Oxley Creek (EPM 15055), Norwood South (EPM 15185), Stockhaven (EPM 18717) and Camel Hill (EPM 17454).

Further discussion of the Company's operations is provided below:

**ACTIVEX LIMITED**  
ABN 11 113 452 896  
**DIRECTORS' REPORT**

---

### **Gilberton Gold Project**

The Gilberton Gold Project is situated in the Georgetown Province in northeast Queensland, approximately 300km west-northwest of Townsville. The Project is in an area which is prospective for several metals (Au, Ag, Cu, Ta-Nb, Co) and a wide range of deposit styles (plutonic IRGS, porphyry breccia, and epizonal / epithermal IRGS). The world-class Kidston breccia hosted Au-Ag deposit occurs in similar geological terrain approximately 50km to the northeast. The Project consists of EPMs 18615 (Mt Hogan), 18623 (Gilberton), 19207 (Percy River), 26232 (Gum Flat) and 26307 (Split Rock). The Project is comprised of a total of 184 sub-blocks and encompasses an area of 597km<sup>2</sup>. ActivEX Limited holds 100% interest in all the tenements.

The Company completed rock chip sampling campaigns over 24 prospects within the Gilberton Gold Project area, namely Christmas Hill (EPM 26232, Gum Flat), Lead Show, Josephine, Homeward Bound, Mountain Maid, Carbon Copy, Carbon Copy East, Long Lode, Percy Queen, Eliza Jane/Copper Queen, Fiik, Homeward Bound (EPM 18615, Mt Hogan) Split Rock and Bernecker (EPM 26307, Split Rock), Eight Mile extension, Caledonia, Comstock, Lord Roberts, Macedonia, Oratava, and Red Flat (EPM 18623, Gilberton) (ASX announcements 24 October 2016, 11 January 2017, 19 April 2017 and 21 July 2017). In all, 488 rock chip samples were collected and submitted for assay (mostly quartz veins or gossanous outcrop). The results have shown high gold, silver, base metal and cobalt grades (e.g. up to 73.4g/t Au and 0.48% Co).

Significant rock chip assay results include:

- Caledonia: up to 8.11g/t Au, 14.6% Cu, 0.48% Co
- Lord Roberts: up to 0.38g/t Au, 0.75% Cu, 0.24% Zn
- Oratava: up to 0.52g/t Au, 1.68% Cu
- Red Flat: up to 1.54g/t Au, 5.83% Pb
- Christmas Hill: up to 9.28g/t Au
- Bernecker: up to 1.1g/t Au, 10.5% Cu
- Percy Queen: Percy Queen: 35.7 to 101g/t Au, 1,030 to 1,840g/t Ag, up to 8.23% Cu and 67.1% Pb
- Split Rock: up to 15.05g/t Au
- Carbon Copy: 2.68 to 48.5g/t Au, 1,150 to 1,690/t Ag, up to 38.8% Cu and >60.0% Pb
- Carbon Copy East: up to 12.05g/t Au, 2270g/t Ag, 22.5% Cu, 6.3% Pb, 2.1% Zn
- Josephine: up to 30g/t Au, 2700g/t Ag, 2.76% Cu, 8.2% Pb, 0.12% Zn
- Lead Show: up to 7.03g/t Au, 0.62% Pb
- Long Lode: 6.59 to 19.45g/t Au, 58.2 to 953g/t Ag, up to 0.50% Cu and 15.7% Pb
- Mountain Maid: up to 73.4g/t Au, 387g/t Ag, 0.92% Cu, 0.47% Pb, 0.18% Zn
- Mt Hogan: up to 58g/t Au, 170g/t Ag, 0.39% Pb
- Eliza Jane/Copper Queen: 56.3 to 156g/t Au, 616 to 847 g/t Ag, up to 34.2% Cu and 0.62% Pb
- Fiik: 1.21 to 9.87g/t Au, 4.06 to 10.2g/t Ag
- General Gordan: 15.3 to 44 g/t Au, 41.3 to 236g/t Ag, up to 0.33% Cu and 0.85% Pb
- Welcome: 2.12 to 7.18g/t Au, 3.39 to 19.45g/t Ag
- Homeward Bound: 1.02 to 1.68g/t Au, 43.1 to 58.2g/t Ag, up to 1.10% Cu and 0.46% Pb

The Company completed several phases of reconnaissance portable X-Ray Fluorescence (pXRF) soil geochemical surveys over priority prospects and target areas in the Mt Hogan (EPM 18615) and Gilberton (EPM 18623) tenements, including Carbon Copy, Caledonia, Macedonia, Oratava, Eight Mile Lode Extension and the Red Flat Group (comprising historic workings Red Flat, Hand of Friendship and Welcome Home) (ASX announcements 24 October 2016, 11 January 2017, 19 April 2017 and 21 July 2017).

During August-September 2016 (ASX announcement 14 October 2016) detailed pXRF soil geochemical surveys were completed over Carbon Copy prospect in the Mt Hogan tenement (EPM 18615). The pXRF survey detected a high amplitude and semi-continuous base metal anomaly (Au pathfinder elements) over Carbon Copy. The anomalous zone strikes east-west for approximately 2.7km.

# ACTIVEX LIMITED

ABN 11 113 452 896

## DIRECTORS' REPORT

---

Carbon Copy gold prospect (historic mineral occurrence) extends eastwards from Moon Hill prospect for approximately 2.7km and is characterised by a surface pXRF expression of over 30ppm Pb, 20ppm Cu and 100ppm Zn (maximum pXRF values of 5.17% Pb, 3.06% Cu and 0.95% Zn).

During October-November 2016 (ASX announcement 12 December 2016) detailed pXRF soil geochemical surveys were completed over the Eight Mile Creek lodes (Caledonia, Oratava and Macedonia copper-gold historic workings) within the Gilberton tenement (EPM 18623). The pXRF surveys detected high amplitude semi-continuous copper anomalies over each individual lode, the highest values detected to date at Gilberton Gold Project.

Caledonia and Macedonia lodes extend for approximately 1.4km and is characterised by a surface pXRF expression of over 500ppm Cu (maximum pXRF to 4.7% Cu) and Oratava lode is a NW-SE trending zone extending for approximately 1.0km characterised by a surface pXRF expression of over 500ppm Cu (maximum pXRF to 1.5% Cu).

The Eight Mile Creek lodes area consists of a group of gossans at the head of Eight Mile Creek, about 6km northwest of Gilberton homestead. The lodes were mined for gold in 1907 and again in 1913 (Withnall, 1981). The lodes are associated with discordant patches of metadolerite, diorite, and sparsely porphyritic rhyolite, all intruding Proterozoic metasediments of the Bernecker Creek and Daniel Creek Formations.

The Caledonia area contains numerous lodes up to 5-6m wide approximately 430m long, occupying E-W trending shear zones and hosted in Proterozoic metasediments. There are no records of previous drill testing.

Macedonia lode is located east of Caledonia along the same E-W trending shear zone. The lode outcrops continuously for over 860m and is up to 10m wide. Macedonia was drill tested with a single hole (GLB-16) in 1983 by Seltrust Mining (Company Report 12372), which intersected 36m @ 0.79% Cu and 0.56g/t Au from 48m, including 24m @ 1.07% Cu and 0.79g/t Au from 52m).

Oratava lode is located south of Macedonia on a NW-trending shear zone that cuts through east-west striking Proterozoic metasediments. The lode outcrops for 930m and is up to 10m wide. Oratava was drill tested with a single hole (GLB-15) in 1983 by Seltrust Mining (Company Report 12372), which intersected 18m @ 0.81% Cu, including 10m @ 1.35% Cu from 70m and 4m @ 3.65g/t Au from 38m).

During June 2017 (ASX announcement 21 July 2017) detailed pXRF soil geochemical surveys were completed over the Caledonia prospect, Eight Mile Lode Extension and the Red Flat Group (comprising historic workings Red Flat, Hand of Friendship and Welcome Home) within the Gilberton tenement (EPM 18623). The pXRF surveys have defined the subcrop extents of the east-west trending Caledonia-Macedonia lodes (pXRF values >500ppm Cu) and the NW-SE trending Oratava lode (pXRF values >500ppm Cu). Rock chip sampling of the Eight Mile Lodes has identified the potential of cobalt mineralisation with 11 samples assaying > 0.1% Co, maximum to date 0.83% Co.

The Company has commenced or a reverse circulation drilling program (nominally 20-25 holes for approximately 1,500-2,000m) that will target near surface Au-Ag mineralisation at Mountain Maid, Percy Queen, Long Lode, Carbon Copy and Carbon Copy East prospects and Au-Cu (Co) mineralisation at Caledonia, Macedonia and Oratava prospects.

Further exploration activities, such as pXRF surveys and focussed rock chip and conventional soil sampling, will be undertaken at Mt Hogan, Gilberton, Percy River, Gum Flat and Split Rock EPMS (e.g. Red Flat, Bernecker, Split Rock and Christmas Hill prospects) with a view to trenching and channel sampling at multiple targets within the Gilberton Gold Project in late-2017.

ActivEX is in the process of establishing a base in Townsville to facilitate field operations at Ravenswood and Gilberton Gold Projects.

### **Ravenswood Gold Project**

The Ravenswood Gold Project is situated in the highly prospective Charters Towers – Ravenswood region in northeast Queensland, approximately 60km south of Charters Towers. The Project is in an area that has produced over 12Moz of Au and hosts the 3.8Moz Mount Leyshon, 1.8Moz Ravenswood and 1Moz Mount Wright Au deposits. Mineralisation styles in the district include mesothermal gold

# ACTIVEX LIMITED

ABN 11 113 452 896

## DIRECTORS' REPORT

---

veins (e.g. Charters Towers), breccia hosted gold (e.g. Mount Leyshon, Welcome Breccia) and epithermal gold veins (e.g. the Pajingo group). The Project consists of EPMs 18424, 18637, 18426, 25466 and 25467, which comprise a total of 117 sub-blocks and encompass an area of 377km<sup>2</sup>. ActivEX Limited holds 100% interest in all the tenements.

The Company completed rock chip sampling over 2 prospects within the Ravenswood Gold Project area, namely King Solomon and Rose of Allendale (EPM 18637, King Solomon) (ASX announcement 21 July 2017). In all, 14 rock chip samples were collected and submitted for assay (mostly quartz veins or gossanous outcrop). The results have shown high gold and silver grades (e.g. up to 33.8g/t Au and 267g/t Ag).

Significant rock chip assay results include:

- King Solomon: 0.95 to 3.13g/t Au and 1.75 to 84.5g/t Ag
- Rose of Allendale: 0.93 to 33.8g/t Au and 3.6 to 267g/t Ag

Further exploration activities for Ravenswood Gold Project will include GPS location of drillholes, drone surveys and database compilation and analysis of historic drillhole information for Matthews Pinnacle Complex (MPC) and Seventy Mile Mount gold prospects to outline potential drill targets. Detailed pXRF surveys, and focussed rock chip and conventional soil sampling may also be carried out over these historic prospects to outline gold mineralisation in late-2017.

### **Coalstoun Lakes Copper and Gold Project**

The Company completed the purchase of EPM 14079 from Newcrest Operations Limited for a total consideration of \$200,000 in 2013, with formal transfer completed in late July 2014.

EPM 14079 is an area of 176.5 km<sup>2</sup> located near Biggenden in southeast Queensland and contains Coalstoun, which is a porphyry copper deposit with significant near surface supergene copper enrichment (open pit heap leach target). The Coalstoun Lakes Project has significant synergies with the Company's other southeast Queensland projects, especially the White Horse supergene copper prospect, in the Esk Copper and Gold Project, and the Barambah Gold Project, which are located close by.

The Company announced maiden Inferred Mineral Resource estimates (2012 JORC Code & Guidelines) at the Coalstoun copper deposit located within the Coalstoun Lakes Copper and Gold Project in March 2015. Total Inferred Mineral Resource of 26.9Mt @ 0.38g/t Cu for 102,700t Cu contained; including a supergene copper Inferred Mineral Resource of 7.0Mt @ 0.47% Cu (for 32,700t Cu contained) at 0.3% Cu cut-off (ASX announcement 31 March 2015). These resource estimates were completed within approximately eight months after tenement transfer and have exclusively used historical information.

The Company completed a diamond core and RC drilling program at Coalstoun in August 2015 targeting extensions of supergene secondary copper and high grade copper and gold zones, with the intention of expanding and upgrading the initial Coalstoun Inferred Resources (ASX announcement 23 November 2015). This drilling also provided sample material for density measurements and metallurgical test work. The drill program consisted of both diamond core and reverse circulation techniques for a total of 2 cored holes for 320m and 16 RC holes for 1,580m.

The Company announced an upgrade to the Coalstoun copper deposit supergene zone Inferred Mineral Resource estimate (2012 JORC Code and Guidelines) to 6.1Mt @ 0.5% Cu (for 29,588t Cu contained at a 0.35% Cu cut off in 18 August 2016). This new Mineral Resource incorporates the results from RC and diamond core drilling completed in August 2015, which targeted near surface oxidised copper mineralisation.

The Coalstoun copper deposit has open pit heap leach potential and has synergies with the Company's other southeast Queensland projects, especially the White Horse supergene copper prospect, in the Esk Copper and Gold Project, and the Barambah Gold Project, which are located close by.

**ACTIVEX LIMITED**  
ABN 11 113 452 896  
**DIRECTORS' REPORT**

---

### **Cloncurry Copper and Gold Project**

The Cloncurry Copper and Gold Project is situated in northeast Queensland, approximately 60km south of Cloncurry. The Project consists of EPMs 15285, 17313, 17454, 17805, 18053, 18073, 18511, 18852, 25192, 25194, 25454 and 25455, which comprise a total of 338 sub-blocks and encompasses an area of 1,082km<sup>2</sup>. ActivEX Limited holds 100% interest in all the tenements. The Project is situated within the Eastern Succession of the Mount Isa Inlier, which is a highly prospective geological terrane containing numerous major deposits. These include Iron Oxide Copper Gold, skarn style Cu-Au, and Merlin-style Mo deposits.

The Company completed rock chip sampling over several known prospects and over target areas identified in an in-house Cloncurry Project Assessment (ASX announcements 19 April 2017 and 21 July 2017). Significantly underexplored, northeast orientated regional structures dominate the mineralised architecture of the Project area and effective chemical traps to host mineralisation have been confirmed. The underexplored prospects include historic rock chip results up to 10.6g/t Au, 24.5% Cu and 0.53% Co (Carcass Creek).

In all, 205 rock chips samples were collected and submitted for assay. Samples were collected from the following prospects: Carcass Creek, Slaty Creek, Tamborine, Tamborine South, Ross Williams (Bulonga EPM); Bull Creek, Bull Creek East (Camel Hill EPM); Hugarty South, Hugarty, Dorie, Pioneer South (Brightlands EPM); Waster (Malbon EPM); Trump, Dandy, Florence Bore North, Florence Bore South, Iron Clad (Florence Creek EPM); Sterling, Saddle Ridge, QMH (Mount Agate EPM); Heathrow, JFK (Selwyn East EPM); LAX (Heathrow East EPM) and Concorde, Blue Duck, Supersonic (Concorde EPM).

Significant rock chip assay results include:

- Carcass Creek: 2.18 to 10.6g/t Au and 0.91 to 0.27% Cu
- Dorie: 4.62g/t Au, 0.35% Cu, 0.04% Co
- Slaty Creek: 2.85g/t Au, 7.31% Cu
- Supersonic: 5.26g/t Au, 0.13% Cu
- Waster: 2.42 to 3.3g/t Au, 3.75 to 1.21% Cu and 0.03 to 0.04% Co

Further exploration activities, such as pXRF surveys and focussed rock chip and conventional soil sampling, will be undertaken at Carcass Creek, Dorie, Slaty Creek and Supersonic with a view to trenching and channel sampling at multiple targets within the Cloncurry Copper and Gold Project in late-2017.

### **Lake Chandler Potash Project**

The Lake Chandler Potash Project consists of a granted Mining Lease (M77/22) located 48km north of the Western Australian wheat-belt town of Merredin, 300km east of Perth. ActivEX Limited holds 100% interest in the tenement.

Lake Chandler is a salt lake with accumulations of alunite, which the Company is investigating with a view to proving the commercial extraction of potash and other fertiliser products with possible alumina by-products. Potash was produced from the deposit in the post war period from 1943 to 1947 but the operations have been idle since.

The potash at Lake Chandler occurs as alunite – hydrated potassium aluminium sulphate (KAl<sub>3</sub>(SO<sub>4</sub>)(OH)<sub>6</sub>) mineralisation hosted in a flat lying evaporate sequence of clays (playa lake).

### **Occupational Health and Safety**

The Company suffered one lost time injury during the year, where a geologist suffered a strained back injury because of loading samples into a work vehicle. The employee was off work for five days.

### **Diversity**

The Company has a policy of diversity in employment. The Company workforce is represented by 25% female employees including significant roles at exploration manager level and representation on the board (i.e. two female Board members).

**ACTIVEX LIMITED**  
ABN 11 113 452 896  
**DIRECTORS' REPORT**

---

### **Financial Position**

The financial statements have been prepared on the basis of accounting principles applicable to a “going concern” which assumes the Company will continue in operation for the foreseeable future and will be able to realise its assets and discharge its liabilities in the normal course of operations.

At 30 June 2017, the Company had \$909,609 (2016: \$1,475,834) in cash and at call deposits. Capitalised mineral exploration and evaluation expenditure carried forward was \$8,625,566 (2016: \$7,940,030). The Company had net assets of \$9,508,549 (2016: \$9,378,831). Conditions of exploration permits held include minimum expenditure commitments. Committed exploration & evaluation expenditure and operating leases in the next 12 months totals \$1,752,454.

The Company currently undertakes exploration activities on a number of projects. The Company's ability to continue with its planned exploration activities is dependent on having funding available.

The Company currently has no source of operating cash inflow, but it does have the ability to seek to raise funds from the public and intends to raise such funds as and when required to complete its exploration activities. Whilst the Directors are confident that further funds can be raised when required there is no guarantees that such funds can and will be raised. Should sufficient funding not be available the Company intends on reducing expenditure in line with its available funding.

Directors have formed the view that it is appropriate to prepare the financial report on a going concern basis.

### **7. Dividends**

No dividend has been proposed or paid since the start of the year.

### **8. Significant Changes in the State of Affairs**

The following significant changes in the state of affairs of the Company have occurred during the financial year:

- On 18 August 2016, the Company announced that it had placed 5,768,600 shortfall shares at \$0.01 per new share under the non-renounceable pro-rata rights issue which completed on 23 May 2016.
- On 17 October 2016, the Company announced that the Board of Directors had approved an on-market share buy-back proposal (Buy-back Proposal). Under the rules for the Buy-back Proposal, the Company can purchase on the ASX up to 10% of its issued shares within 12 months from 1 November 2016.
- On 30 November 2016, the Company completed a share consolidation, on a 5:1 basis, resulting in a reduction of 646,812,638 shares.
- On 30 December 2016, the Company announced that it had executed subscription agreements with ASF Gold and Copper Pty Ltd and Start Grand Global Limited to raise \$1,250,000 by way of a placement of 15,625,000 fully paid ordinary shares at an issue price of \$0.08 per share. The placement of 15,625,000 fully paid ordinary shares represented 8.81% of the total new shares on issue.
- On 1 March 2017, the Company announced that it had cancelled 99,801 ordinary shares as a result of the Buy-back Proposal announced on 17 October 2016.

There were no other significant changes in the state of affairs of the Company during the year.

### **9. Events Subsequent to Balance Date**

No matters or circumstances have arisen since the end of the reporting period, which significantly affected or may significantly affect the operations of the Company, the results of those operations, or the state of affairs of the Company in future financial years.



**ACTIVEX LIMITED**  
ABN 11 113 452 896  
**DIRECTORS' REPORT**

---

## **10. Likely Developments**

The Company will continue to pursue its objective of exploration and evaluation for gold and copper mineralisation with the objective of eventually developing a commercially viable mining operation. The Company will also continue to investigate other projects and opportunities involving those activities.

Further information about likely developments in the operations of the Company have not been included in this report because disclosure of the information would be likely to result in unreasonable prejudice to the Company and given the nature of exploration and evaluation it does not have sufficient certainty.

Risks associated with the Company pursuing these activities relate to the general risks involved in exploration activities.

## **11. Remuneration Report - Audited**

This report details the nature and amount of remuneration for each Director and other key executive personnel.

### **Remuneration Policy**

The Company's remuneration policy seeks to align Director and executive objectives with those of shareholders and business, while at the same time, recognising the early development stage of the Company and the criticality of funds being utilised to achieve development objectives. The Board believes that the current policy has been appropriate and effective in achieving a balance of objectives.

The Company's policy for determining the nature and amount of remuneration of board members and key executives of the Company is set out below.

The remuneration structure for executives is based on a number of factors, including length of service, particular experience of the individual concerned, and overall performance of the Company.

The remuneration policy, setting the terms and conditions for the Managing Director was developed and approved by non-executive Directors. The Managing Director receives a base salary, superannuation, statutory leave entitlements, and may be awarded equity based performance remuneration. Superannuation payments consist of the current superannuation guarantee contribution rate. Individuals may elect to salary sacrifice part of their salary to increased payments towards superannuation. No other form of retirement benefit is paid.

Board policy is to remunerate non-executive Directors at market rates for comparable companies for time, commitment and responsibilities. The maximum aggregate annual amount of fees that can be paid to non-executive Directors is subject to approval by shareholders at the Annual General Meeting and is not linked to the performance of the Company. Non-executive Directors may also be awarded equity based performance remuneration. The maximum aggregate annual amount of fees that can be paid to non-executive Directors approved by shareholders is currently \$150,000.

The Company's remuneration policy provides for long-term incentives through participation in the Company's Employee and Officers Share Option Plan. Company policy prohibits holders of such options from entering hedge arrangements on any unvested options. Further details on options issued under the Plan are set out in Note 18 in the financial statements. The Company currently does not have any other performance-based incentive component built into Director and executive remuneration. Nor does the Company remunerate any management personnel with securities that are not performance based.

KMP or closely related parties of KMP are prohibited from entering into hedge arrangements that would have the effect of limiting the risk exposure relating to the remuneration.

The Company does not engage remuneration consultants. The Board of Directors is responsible for determining and reviewing the Company's remuneration policy, remuneration levels and performance of both executive and non-executive Directors. Independent external advice will be sought when required.

**ACTIVEX LIMITED**

ABN 11 113 452 896

**DIRECTORS' REPORT**

The remuneration of each Director and key officer of the Company during the year was as follows:

2017 Key Management Personnel	Short Term Benefits		Termination Benefits	Post- employment Superannuation	Long Term Benefits	Total
	Salary & Fees	Non-Cash Benefits				
Grant Thomas	254,400	-	-	24,168	-	278,568
Min Yang *	36,000	-	-	-	-	36,000
Geoff Baker *	36,000	-	-	-	-	36,000
Dongmei Ye *	36,000	-	-	-	-	36,000
	362,400	-	-	24,168		386,568

2016 Key Management Personnel	Short Term Benefits		Termination Benefits	Post- employment Superannuation	Long Term Benefits	Total
	Salary & Fees	Non-Cash Benefits				
Grant Thomas	254,400	-	-	24,168	-	278,568
Min Yang *	36,000	-	-	-	-	36,000
Geoff Baker *	36,000	-	-	-	-	36,000
Dongmei Ye *	36,000	-	-	-	-	36,000
	362,400	-	-	24,168		386,568

\* See related parties below.

**Securities Received that are not Performance-related**

No Key Management Personnel are entitled to receive securities that are not performance-based as part of their remuneration package.

**Cash Bonuses, Performance-related Bonuses and Share-based Payments**

There were no cash bonuses, performance-related bonuses or share-based payments by the Company during the year (2016: NIL).

**Other Transactions with KMP and/or Related Parties**

During the period the Company agreed to pay Luxe Hill Limited an entity controlled by Ms Min Yang, a Director of the Company, consulting fees of \$36,000.

During the period the Company agreed to pay Gold Star Industry Limited an entity controlled by Mr Geoff R. Baker, a Director of the Company, consulting fees of \$36,000.

During the period the Company agreed to pay Star Surpass Limited an entity controlled by Ms Dongmei Ye, a Director of the Company, consulting fees of \$36,000.

**KMP Shareholdings and Option Holdings****(a) Number of shares held by Key Management Personnel (i)**

2017	Balance 1 July 2016	Impact of Share Consolidation	Options Exercised	Purchased/ (Sold)	Balance 30 June 2017
Grant Thomas	-	-	-	-	-
Min Yang	-	-	-	-	-
Geoff Baker	-	-	-	-	-
Dongmei Ye	125,964,250	(100,771,400)	-	(25,192,850)	-
Total	125,964,250	(100,771,400)	-	(25,192,850)	-

**ACTIVEX LIMITED**  
 ABN 11 113 452 896  
**DIRECTORS' REPORT**

2016	Balance 1 July 2015	Impact of Share Consolidation	Options Exercised	Purchased/ (Sold)	Balance 30 June 2016
Grant Thomas	-	-	-	-	-
Min Yang	-	-	-	-	-
Geoff Baker	-	-	-	-	-
Dongmei Ye	100,571,400	-	-	25,192,850	125,964,250
Total	100,571,400	-	-	25,192,850	125,964,250

(i) Represents shares held directly, indirectly or beneficially.

In addition to the above holdings, directors Ms Yang and Mr Baker are directors of ASF Group Limited which holds 34,769,079 shares in the Company at 30 June 2017.

Mr Baker was a director in the period 1 July 2016 to 26 June 2017, and was re-appointed on 8 August 2017.

**(b) Number of Options Held by Key Management Personnel**

There were no options over ordinary shares in the Company held by key management personnel at any time during the current year or prior year.

**Employment Details of Key Management Personnel**

Following are employment details of persons who were key management personnel of the Company during the financial period.

Key Management Personnel	Position held at 30 June 2017	Contract Details	Proportion of Remuneration:		Total
			Related to performance	Not related to performance	
			Incentives	Fixed	
G Thomas	Managing Director	3 months' notice to terminate	-	100%	100%
M Yang	Non-executive Chairman	No fixed term, termination as provided by Corporations Act	-	100%	100%
G R Baker	Non-executive Director	No fixed term, termination as provided by Corporations Act	-	100%	100%
Dongmei Ye	Non-executive Director	No fixed term, termination as provided by Corporations Act	-	100%	100%

**ACTIVEX LIMITED**  
ABN 11 113 452 896  
**DIRECTORS' REPORT**

---

### **Options Granted as Remuneration**

There were no options over ordinary shares in the Company granted as compensation to key management personnel during the current year or prior year.

In addition, no options have been granted as compensation to key management personnel since the end of the year.

No options have been exercised in the current or prior years that were granted as compensation.

### **Employment Contract of Managing Director**

The contract for service between the Company and the Managing Director commenced in February 2014 for a minimum period of 2 years. It provides for annual review of the compensation value, the terms of this agreement are not expected to change in the immediate future.

The Company may terminate the Managing Director's contract without cause by giving 3 months' notice. The Company may elect to pay-out part, or all, of the notice period in accordance with the terms of the employment agreement including accrued entitlements.

### **Company Performance, Shareholder Wealth and Director and Executive Remuneration**

As outlined above, the Company's remuneration policy seeks to align Directors' and executives' objectives with shareholders and business, whilst recognising the developmental stage of the Company. The following table shows some key performance data of the Company for the last 4 years, together with the share price at the end of the respective financial years.

	2014	2015	2016	2017
Exploration expenditure (\$)	1,415,988	797,175	1,041,137	1,220,081
Exploration tenements (no.)	34	35	36	36
Net assets (\$)	6,932,631	8,039,609	9,378,831	9,508,549
Share Price at Year-end (\$)	0.018	0.035	0.009	0.17
Dividends Paid (\$)	NIL	NIL	NIL	NIL

### **12. Indemnifying Officers and Auditor**

During the year the Company paid insurance premiums to insure each of the Directors and Officers of the Company against liabilities for costs and expenses incurred by them in defending any legal proceedings arising out of their conduct while acting in the capacity of Director of the Company, other than conduct involving a wilful breach of duty in relation to the Company. The contracts include a prohibition on disclosure of the premium paid and nature of the liabilities covered under the policy.

The Company has in place Deeds with each of the Directors whereby the Company has agreed to provide certain indemnities to each Director to the extent permitted by the Corporations Act and to use its best endeavours to obtain and maintain Directors' and Officers' indemnity insurance, subject to such insurance being available at reasonable commercial terms.

The Company has not given an indemnity or entered into an agreement to indemnify, or paid or agreed to pay insurance premiums in respect of any person who is or has been an auditor of the Company or a related body corporate during the year and up to the date of this report.

### **13. Corporate Governance**

In recognising the need for the highest standards of corporate behaviour and accountability, the Directors of ActivEX Limited support and where practicable or appropriate have adhered to the ASX Principles of Corporate Governance. The Company's corporate governance statement is contained within its annual report.

### **14. Options**

At the date of this report, there were no unissued ordinary shares of the Company under options. Options on issue during the year expired.

## ACTIVEX LIMITED

ABN 11 113 452 896

### DIRECTORS' REPORT

---

There have been no options granted over unissued shares during or since the end of the reporting period.

For details of options issued to Directors and executives as remuneration, refer to the remuneration report.

#### 15. Environmental Issues

The Company's operations are subject to environmental regulation under the law of the Commonwealth and the States of Queensland and Western Australia.

The Directors monitor the Company's compliance with environmental regulation under law, in relation to its exploration activities. After drilling at Booubyjan (EPM 14476) in 2015, rehabilitation was undertaken. The acidic conditions of the site due to the high sulphidation state, have made rehabilitation problematic. Rehabilitation efforts were found to be inadequate upon inspection by DEHP due to inadequate erosion controls. The Company was found to be in breach of the conditions of the Environmental Authority for EPM 14476. Further rehabilitation measures have been implemented and ongoing monitoring by DEHP has been positive. Other than as noted, the Directors are not aware of any compliance breach arising during the year and up to the date of this report.

#### 16. Proceedings on Behalf of the Company


No person has applied for leave of Court to bring proceedings on behalf of the Company or intervene in any proceedings to which the Company is a party for the purpose of taking responsibility on behalf of the Company for all or any part of those proceedings. The Company was not a party to any such proceedings during the year.

#### 17. Auditor's Independence Declaration

The auditor's independence declaration under section 307C of the Corporations Act 2001 has been received and is included in this financial report.

The Company's auditors did not perform any non-audit services during the year.

This Directors' Report, incorporating the Remuneration Report is signed in accordance with a resolution of Directors.



Min Yang  
Chairman



Grant Thomas  
Managing Director

Signed: 26<sup>th</sup> day of September 2017

**ACTIVEX LIMITED**  
ABN 11 113 452 896  
**DIRECTORS' REPORT**

---

**Competent Person Statement**

The information in this report that relates to exploration results is based on information compiled by Mr G. Thomas, who is a Member of the Australasian Institute of Mining and Metallurgy (MAusIMM) and a Member of the Australian Institute of Geoscientists (MAIG). Mr Thomas (Managing Director) is a full-time employee of ActivEX Limited and has sufficient experience relevant to the styles of mineralisation and types of deposit under consideration and the activities being undertaken to qualify as a Competent Person as defined by the 2012 Australasian Code for Reporting Exploration Results, Mineral Resources and Ore Reserves (JORC Code 2012).

Mr Thomas consents to the inclusion of his name in this report and to the issue of this report in the form and context in which it appears.

**Auditor's Independence Declaration****Under Section 307C of the *Corporations Act 2001*****To the Directors of ActivEX Limited**

I declare that, to the best of my knowledge and belief, during the year ended 30 June 2017 there have been no contraventions of:

- (i) the auditor independence requirements as set out in the *Corporations Act 2001* in relation to the audit; and
- (ii) any applicable code of professional conduct in relation to the audit.

**Nexia Brisbane Audit Pty Ltd**

**ND Bamford**  
Director

Date: 26 September 2017

**Nexia Brisbane Audit Pty Ltd**

Registered Audit Company 299289  
Level 28, 10 Eagle Street  
Brisbane QLD 4000  
GPO Box 1189  
Brisbane QLD 4001  
**p** +61 7 3229 2022  
**f** +61 7 3229 3277  
**e** email@nexiabrisbane.com.au  
**w** nexia.com.au

Liability limited by a scheme approved under Professional Standards Legislation.

Nexia Brisbane Audit Pty Ltd (ABN 49 115 261 722) is an independent firm of Chartered Accountants. It is affiliated with, but independent from Nexia Australia Pty Ltd, which is a member of Nexia International, a worldwide network of independent accounting and consulting firms. Neither Nexia International nor Nexia Australia Pty Ltd, deliver services in its own name or otherwise. Nexia International Limited and the member firms of the Nexia International network (including those members which trade under a name which includes NEXIA) are not part of a worldwide partnership.

The trademarks NEXIA INTERNATIONAL, NEXIA and the NEXIA logo are owned by Nexia International Limited and used under licence.

**ACTIVEX LIMITED**  
**ABN 11 113 452 896**  
**STATEMENT OF PROFIT OR LOSS AND OTHER COMPREHENSIVE INCOME**  
**for the year ended 30 June 2017**

	Note	2017 \$	2016 \$
Revenue	2	21,750	10,026
Other income	2	1,871	17,760
Less expenses:			
Corporate & administrative expenses		(270,230)	(301,940)
Employee benefit expense	3	(264,405)	(544,019)
Occupancy expenses		(111,644)	(110,731)
Current year exploration & evaluation expenditure written-off	3	(51,434)	(14,145)
Impairment - of exploration assets	3	(483,112)	-
<b>Loss before income tax</b>		<b>(1,157,203)</b>	<b>(943,049)</b>
Tax expense	4	-	-
<b>Loss for the year</b>		<b>(1,157,203)</b>	<b>(943,049)</b>
Other comprehensive income		-	-
<b>Total comprehensive income for the year, attributable to members of the entity</b>		<b>(1,157,203)</b>	<b>(943,049)</b>
<b>Earnings per Share</b>			
Basic earnings per share (cents)	22	(0.71)	(0.14)
Diluted earnings per share (cents)	22	(0.71)	(0.14)

The accompanying notes form part of these financial statements.



**ACTIVEX LIMITED**  
**ABN 11 113 452 896**  
**STATEMENT OF FINANCIAL POSITION**  
**As at 30 June 2017**

	Note	2017 \$	2016 \$
<b>ASSETS</b>			
CURRENT ASSETS			
Cash and cash equivalents	5	909,609	1,475,834
Trade and other receivables	6	7,303	3,354
Other assets	7	94,590	87,867
<b>Total Current Assets</b>		<b>1,011,502</b>	<b>1,567,055</b>
NON-CURRENT ASSETS			
Property, plant and equipment	8	33,594	56,380
Exploration and evaluation assets	9	8,625,566	7,940,030
Trade and other receivables	6	69,440	64,440
<b>Total Non-Current Assets</b>		<b>8,728,600</b>	<b>8,060,850</b>
<b>TOTAL ASSETS</b>		<b>9,740,102</b>	<b>9,627,905</b>
<b>LIABILITIES</b>			
CURRENT LIABILITIES			
Trade and other payables	10	71,095	106,449
Provisions	11	160,459	142,625
<b>Total Current Liabilities</b>		<b>231,554</b>	<b>249,074</b>
NON-CURRENT LIABILITIES			
<b>Total Non-Current Liabilities</b>		<b>-</b>	<b>-</b>
<b>TOTAL LIABILITIES</b>		<b>231,554</b>	<b>249,074</b>
<b>NET ASSETS</b>		<b>9,508,549</b>	<b>9,378,831</b>
<b>EQUITY</b>			
Issued capital	12	20,739,271	19,452,350
Reserves	13	-	332,749
Retained earnings		(11,230,721)	(10,406,268)
<b>TOTAL EQUITY</b>		<b>9,508,549</b>	<b>9,378,831</b>

The accompanying notes form part of these financial statements.

**ACTIVEX LIMITED**  
**ABN 11 113 452 896**  
**STATEMENT OF CHANGES IN EQUITY**  
**for the year ended 30 June 2017**

	Share Capital	Option Reserve	Retained Earnings	Total Equity
Note	\$	\$	\$	\$
<b>Balance at 1 July 2015</b>	17,170,080	332,749	(9,463,219)	8,039,610
Shares issued during the year	12    2,309,346	-	-	2,309,346
Transaction Costs	(27,076)	-	-	(27,076)
Total comprehensive loss for the year	-	-	(943,049)	(943,049)
<b>Balance at 30 June 2016</b>	<b>19,452,350</b>	<b>332,749</b>	<b>(10,406,268)</b>	<b>9,378,832</b>
Shares issued during the year	12    1,307,686	-	-	1,307,686
Share buyback	(7,459)	-	-	(7,459)
Transaction Costs	(13,306)	-	-	(13,306)
Option Reserve transferred	-	(332,749)	332,749	-
Total comprehensive loss for the year	-	-	(1,157,203)	(1,157,203)
<b>Balance at 30 June 2017</b>	<b>20,739,271</b>	<b>-</b>	<b>(11,230,721)</b>	<b>9,508,549</b>

The accompanying notes form part of these financial statements.

**ACTIVEX LIMITED**  
**ABN 11 113 452 896**  
**STATEMENT OF CASH FLOWS**  
**for the year ended 30 June 2017**

	Note	2017 \$	2016 \$
<b>CASH FLOWS FROM OPERATING ACTIVITIES</b>			
Payments to suppliers and employees		(693,024)	(831,950)
Interest received	2	21,750	10,026
Proceeds from insurance recoveries	2	1,871	17,760
<b>Net cash provided by (used in) operating activities</b>	<b>14</b>	<b>(669,403)</b>	<b>(804,164)</b>
<b>CASH FLOWS FROM INVESTING ACTIVITIES</b>			
Purchase of property, plant and equipment	8	(15,095)	(30,126)
Capitalised exploration expenditure	9	(1,168,648)	(1,026,992)
<b>Net cash provided by (used in) investing activities</b>		<b>(1,183,743)</b>	<b>(1,057,118)</b>
<b>CASH FLOWS FROM FINANCING ACTIVITIES</b>			
Proceeds from issue of shares		1,307,686	2,309,346
Share buy back		(7,459)	-
Transaction costs of shares issued		(13,306)	(27,076)
<b>Net cash provided by (used in) financing activities</b>		<b>1,286,921</b>	<b>2,282,270</b>
<b>Net increase/(decrease) in cash held</b>		<b>(566,225)</b>	<b>420,988</b>
<b>Cash and equivalents at beginning of year</b>		<b>1,475,834</b>	<b>1,054,846</b>
<b>Cash and cash equivalents at 30 June 2016</b>	<b>5</b>	<b>909,609</b>	<b>1,475,834</b>

The accompanying notes form part of these financial statements.

# ACTIVEX LIMITED

ABN 11 113 452 896

## Notes to the Financial Statements for the year ended 30 June 2017

---

### NOTE 1: SUMMARY OF SIGNIFICANT ACCOUNTING POLICIES

The financial report is a general purpose financial report that has been prepared in accordance with the Corporations Act 2001, Australian Accounting Standards, and Interpretations of the Australian Accounting Standards Board, and International Financial Reporting Standards as issued by the International Accounting Standards Board. The Company is a for-profit entity for financial reporting purposes under Australian Accounting Standards. Material accounting policies adopted in the preparation of these financial statements are presented below and have been consistently applied unless stated otherwise.

ActivEX Limited is a listed public company, incorporated and domiciled in Australia. Except for the cash flow information, the financial report has been prepared on an accruals basis and is based on historical cost modified, where applicable, by the measurement at fair value of selected non-current assets, financial assets and liabilities.

#### **Continued Operations and Future Funding**

The financial statements have been prepared on a going concern basis which contemplates that the Company will continue to meet its commitments and can therefore continue normal business activities and the realisation of assets and settlement of liabilities in the ordinary course of business.

The ability of the Company to execute its currently planned exploration and evaluation activities requires the Company to raise additional capital within the next 12 months. Because of the nature of its operations the Directors recognise that there is a need on an ongoing basis for the Company to regularly raise additional cash funds to fund future exploration activity and meet other necessary corporate expenditure. Accordingly, when necessary, the Company investigates various options for raising additional funds which may include but is not limited to an issue of shares, a farm-out of an interest in one of more exploration tenements or the sale of exploration assets where increased value has been created through previous exploration activity.

As a result, the Directors have concluded that in the current circumstances there exists a significant uncertainty that may cast doubt over the Company's ability to continue as a going concern. Nevertheless, after taking into account the various funding options available, the Directors have a reasonable expectation that the Company will be successful with future fund raising initiatives and, as a result, will have adequate resources to fund its future operational requirements and for these reasons they continue to adopt the going concern basis in preparing the financial report.

The financial report does not include any adjustments relating to the recoverability or classification of recorded asset amounts or to the amounts or classification of liabilities that might be necessary should the Company not be able to continue as a going concern.

#### **Income Tax**

The income tax expense (income) for the year comprises current income tax expense (income) and deferred tax expense (income).

Current income tax expense charged to the profit or loss is the tax payable on taxable income. Current tax liabilities (assets) are measured at the amounts expected to be paid to (recovered from) the relevant taxation authority.

Deferred income tax expense reflects movements in deferred tax asset and deferred tax liability balances during the year as well as unused tax losses.

Current and deferred income tax expense (income) is charged or credited outside profit or loss when the tax relates to items that are recognised outside profit or loss.

# ACTIVEX LIMITED

ABN 11 113 452 896

## Notes to the Financial Statements for the year ended 30 June 2017

---

### NOTE 1: SUMMARY OF SIGNIFICANT ACCOUNTING POLICIES (continued)

#### Income Tax (continued)

Deferred tax assets and liabilities are calculated at the tax rates that are expected to apply to the period when the asset is realised or the liability is settled and their measurement also reflects the manner in which management expects to recover or settle the carrying amount of the related asset or liability.

Deferred tax assets relating to temporary differences and unused tax losses are recognised only to the extent that it is probable that future taxable profit will be available against which the benefits of the deferred tax asset can be utilised. The availability and benefit of unused tax losses is also dependent on the Company deriving future assessable income of a nature and amount sufficient to enable the losses to be realised, and on the Company's compliance with the conditions of deductibility imposed by the relevant legislation.

Current tax assets and liabilities are offset where a legally enforceable right of set-off exists and it is intended that net settlement or simultaneous realisation and settlement of the respective asset and liability will occur. Deferred tax assets and liabilities are offset where: (a) a legally enforceable right of set-off exists; and (b) the deferred tax assets and liabilities relate to income taxes levied by the same taxation authority on either the same taxable entity or different taxable entities where it is intended that net settlement or simultaneous realisation and settlement of the respective asset and liability will occur in future periods in which significant amounts of deferred tax assets or liabilities are expected to be recovered or settled.

#### Property, Plant and Equipment

Each class of property, plant and equipment is carried at cost or fair value as indicated less, where applicable, any accumulated depreciation or amortisation, and impairment losses.

The carrying amount of plant and equipment is reviewed annually by directors to ensure it is not in excess of the recoverable amount from these assets. The recoverable amount is assessed on the basis of the expected net cash flows that will be received from the asset's employment and subsequent disposal. The expected net cash flows have been discounted to their present values in determining recoverable amounts.

The depreciable amount of all fixed assets is depreciated on a straight-line basis over their useful lives to the Company commencing from the time the asset is held ready for use. Leasehold improvements are depreciated over the shorter of either the unexpired period of the lease or the estimated useful lives of the improvements. The depreciation rates used for plant and equipment are in the range between 20% and 40%.

The assets' residual values and useful lives are reviewed, and adjusted if appropriate, at the end of each reporting period. An asset's carrying amount is written down immediately to its recoverable amount if the asset's carrying amount is greater than its estimated recoverable amount.

Gains and losses on disposals are determined by comparing proceeds with the carrying amount. These gains and losses are recognised in profit or loss in the period in which they arise.

#### Exploration and Evaluation Assets

Exploration, evaluation and development expenditures incurred are capitalised in respect of each identifiable area of interest. These costs are only capitalised where the Company has right of tenure, to the extent that they are expected to be recovered through the successful development of the area or where activities in the area have not yet reached a stage that permits reasonable assessment of the existence of economically recoverable reserves.

Accumulated costs in relation to an abandoned area are written off in full against profit or loss in the year in which the decision to abandon the area is made.

# ACTIVEX LIMITED

ABN 11 113 452 896

## Notes to the Financial Statements for the year ended 30 June 2017

---

### NOTE 1: SUMMARY OF SIGNIFICANT ACCOUNTING POLICIES (continued)

#### Exploration and Evaluation Assets (continued)

The term "Joint Operation" has been used to describe "Farm-in" and "Farm-out" arrangements.

A regular review is undertaken of each area of interest to determine the appropriateness of continuing to carry forward costs in relation to that area of interest. Recoverability of the carrying amount of the exploration and evaluation assets is dependent on the successful development and commercial exploitation, or alternatively, sale of the respective areas of interest.

Costs of site restoration are provided for where the Company has a legal or constructive obligation.

#### Financial Instruments

##### *Initial Recognition and Measurement*

Financial assets and financial liabilities are recognised when the entity becomes a party to the contractual provisions to the instrument. For financial assets this is equivalent to the date that the Company commits itself to either the purchase or sale of the asset (i.e. trade date account is adopted).

Financial instruments are initially measured at fair value plus transactions costs where the instrument is not classified at fair value through profit or loss, in which case transaction costs are expensed to profit or loss immediately.

##### *Classification and subsequent measurement*

Financial instruments are subsequently measured at fair value, amortised cost using the effective interest method, or cost.

*Amortised cost* is calculated as the amount at which the financial asset or financial liability is measured at initial recognition less principal repayments and any reduction for impairment, and adjusted for any cumulative amortisation of the difference between that initial amount and the maturity amount calculated using the *effective interest method*.

The *effective interest method* is used to allocate interest income or interest expense over the relevant period and is equivalent to the rate that discounts estimated future cash payments or receipts (including fees, transaction costs and other premiums or discounts) over the expected life (or when this cannot be reliably predicted, the contractual term) of the financial instrument to the net carrying amount of the financial asset or financial liability. Revisions to expected future net cash flows will necessitate an adjustment to the carrying amount with a consequential recognition of an income or expense item in profit or loss.

##### *Derecognition*

Financial assets are derecognised where the contractual rights to receipt of cash flows expires or the asset is transferred to another party whereby the entity no longer has any significant continuing involvement in the risks and benefits associated with the asset. Financial liabilities are derecognised where the related obligations are discharged, cancelled or expire. The difference between the carrying value of the financial liability extinguished or transferred to another party and the fair value of consideration paid, including the transfer of non-cash assets or liabilities assumed, is recognised in profit or loss.

##### *Loans and receivables*

Loans and receivables are non-derivative financial assets with fixed or determinable payments that are not quoted in an active market and are subsequently measured at amortised cost. Gains or losses are recognised in profit or loss through the amortisation process and when the financial asset is derecognised.

# ACTIVEX LIMITED

ABN 11 113 452 896

## Notes to the Financial Statements for the year ended 30 June 2017

---

### NOTE 1: SUMMARY OF SIGNIFICANT ACCOUNTING POLICIES (continued)

#### Financial Instruments (continued)

##### *Financial Liabilities*

Non-derivative financial liabilities (excluding financial guarantees) are subsequently measured at amortised cost. Gains or losses are recognised in profit or loss through the amortisation process and when the financial liability is derecognised.

##### *Impairment*

A financial asset (or a group of financial assets) is deemed to be impaired if, and only if, there is objective evidence of impairment as a result of one or more events (a "loss event") having occurred, which has an impact on the estimated future cash flows of the financial asset(s).

In the case of financial assets carried at amortised cost, loss events may include: indications that the debtors or a group of debtors are experiencing significant financial difficulty, default or delinquency in interest or principal payments; indications that they will enter bankruptcy or other financial reorganisation; and changes in arrears or economic conditions that correlate with defaults.

#### Cash and Cash Equivalents

Cash and cash equivalents include cash on hand, deposits available on demand with banks, other short-term highly liquid investments with original maturities of three months or less, and bank overdrafts. Bank overdrafts are reported within short-term borrowings in current liabilities in the statement of financial position.

#### Impairment of Assets

At the end of each reporting period, the Company assesses whether there is any indication that an asset may be impaired. The assessment will include the consideration of external and internal sources of information, including dividends received from subsidiaries, associates or jointly controlled entities deemed to be out of pre-acquisition profits. If such an indication exists, an impairment test is carried out on the asset by comparing the recoverable amount of the asset, being the higher of the asset's fair value less costs to sell and value in use, to the asset's carrying amount. Any excess of the asset's carrying amount over its recoverable amount is recognised immediately in profit or loss.

Where it is not possible to estimate the recoverable amount of an individual asset, the Company estimates the recoverable amount of the cash-generating unit to which the asset belongs.

#### Equity Settled Compensation

The Company operates an employee share and option plan. Share-based payments to employees are measured at the fair value of the instruments issued and amortised over the vesting periods. Share-based payments to non-employees are measured at the fair value of goods or services received or the fair value of the equity instruments issued, if it is determined the fair value of the goods or services cannot be reliably measured, and are recorded at the date the goods or services are received. The corresponding amount is recorded to the option reserve. The fair value of options is determined using a binomial pricing model. The number of shares and options expected to vest is reviewed and adjusted at the end of each reporting period such that the amount recognised for services received as consideration for the equity instruments granted is based on the number of equity instruments that eventually vest.

# ACTIVEX LIMITED

ABN 11 113 452 896

## Notes to the Financial Statements for the year ended 30 June 2017

---

### NOTE 1: SUMMARY OF SIGNIFICANT ACCOUNTING POLICIES (continued)

#### Employee Benefits

##### Short-term employee benefits

Provision is made for the Company's obligation for short-term employee benefits. Short-term employee benefits are benefits (other than termination benefits) that are expected to be settled wholly before 12 months after the end of the annual reporting period in which the employees render the related service, including wages, salaries and sick leave. Short-term employee benefits are measured at the (undiscounted) amounts expected to be paid when the obligation is settled.

The Company's obligations for short-term employee benefits such as wages, salaries and sick leave are recognised as a part of current trade and other payables in the statement of financial position. The Company's obligations for employees' annual leave and long service leave entitlements are recognised as provisions in the statement of financial position.

##### Other long-term employee benefits

Provision is made for employees' long service leave and annual leave entitlements not expected to be settled wholly within 12 months after the end of the annual reporting period in which the employees render the related service. Other long-term employee benefits are measured at the present value of the expected future payments to be made to employees. Expected future payments incorporate anticipated future wage and salary levels, durations of service and employee departures and are discounted at rates determined by reference to market yields at the end of the reporting period on government bonds that have maturity dates that approximate the terms of the obligations.

Any re-measurements for changes in assumptions of obligations for other long-term employee benefits are recognised in profit or loss in the periods in which the changes occur.

The Company's obligations for long-term employee benefits are presented as non-current provisions in its statement of financial position, except where the Company does not have an unconditional right to defer settlement for at least 12 months after the end of the reporting period, in which case the obligations are presented as current provisions.

#### Provisions

Provisions are recognised when the Company has a legal or constructive obligation, as a result of past events, for which it is probable that an outflow of economic benefits will result and that outflow can be reliably measured. Provisions are measured using the best estimate of the amounts required to settle the obligation at the end of the reporting period.

#### Issued Capital

Ordinary shares are classified as equity. Transaction costs (net of tax where the deduction can be utilised) arising on the issue of ordinary shares are recognised in equity as a reduction of the share proceeds received.

Share options are classified as equity and issue proceeds are taken up in the Option Reserve. Transaction costs (net of tax where the deduction can be utilised) arising on the issue of options are recognised in equity as a reduction of the option proceeds received.

#### Revenue and Other Income

Interest revenue is recognised using the effective interest method.

Other Income is recognised when the Company obtains control over the funds, which is at the time of receipt.

All revenue is stated net of the amount of GST.



# ACTIVEX LIMITED

ABN 11 113 452 896

## Notes to the Financial Statements for the year ended 30 June 2017

---

### NOTE 1: SUMMARY OF SIGNIFICANT ACCOUNTING POLICIES (continued)

#### Trade and Other Receivables

Trade and other receivables include amounts due in the ordinary course of business. Receivables expected to be collected within 12 months of the end of the reporting period are classified as current assets. All other receivables are classified as non-current assets.

Trade and other receivables are initially recognised at fair value and subsequently measured at amortised cost using the effective interest method, less any provision for impairment.

#### Trade and Other Payables

Trade and other payables represent the liabilities for goods and services received by the entity that remain unpaid at the end of the reporting period. The balance is recognised as a current liability with the amounts normally paid within 30 days of recognition of the liability.

#### Goods and Services Tax (GST)

Revenues, expenses and assets are recognised net of the amount of GST, except where the amount of GST incurred is not recoverable from the Australian Tax Office (ATO).

Receivables and payables are stated inclusive of the amount of GST receivable or payable. The net amount of GST recoverable from, or payable to, the ATO is included with other receivables or payables in the statement of financial position.

Cash flows are presented on a gross basis. The GST components of cash flows arising from investing or financing activities which are recoverable from, or payable to, the ATO are presented as operating cash flows included in receipts from customers or payments to suppliers.

#### Comparative Figures

When required by Accounting Standards, comparative figures have been adjusted to conform to changes in presentation for the current financial year.

#### Leases

Lease payments for operating leases, where substantially all the risks and benefits remain with the lessor, are recognised as expenses in the periods in which they are incurred.

#### Critical Accounting Estimates and Judgements

The directors evaluate estimates and judgments incorporated into the financial report based on historical knowledge and best available current information. Estimates assume a reasonable expectation of future events and are based on current trends and economic data, obtained both externally and within the Company.

The Company makes estimates and judgements in applying the accounting policies. Critical judgements in respect of accounting policies relate to the exploration and evaluation assets, whereby exploration and evaluation expenditure is capitalised in certain circumstances. Recoverability of the carrying amount of exploration and evaluation assets is dependent on the successful development and commercial exploitation, or sale, of the respective areas of interest.

#### Key Estimates

##### *Impairment - general*

The Company assesses impairment at the end of each reporting period by evaluating conditions and events specific to the Company that may be indicative of impairment triggers. Recoverable amounts of relevant assets are reassessed using value-in-use calculations which incorporate various key assumptions.

# ACTIVEX LIMITED

ABN 11 113 452 896

## Notes to the Financial Statements for the year ended 30 June 2017

---

### NOTE 1: SUMMARY OF SIGNIFICANT ACCOUNTING POLICIES (continued)

#### Key Judgements

##### *Exploration and Evaluation Expenditure*

The Company capitalises expenditure relating to exploration and evaluation where it is considered likely to be recoverable or where the activities have not reached a stage that permits a reasonable assessment of the existence of reserves.

##### *Going Concern*

Refer comments in Note 1 on Continued Operations and Future Funding.

#### Fair Value of Assets and Liabilities

The Company may measure some of its assets and liabilities at fair value on either a recurring or non-recurring basis after initial recognition, depending on the requirements of the applicable Accounting Standard. Currently though there are no assets or liabilities measured at fair value.

#### New Accounting Standards for Application in Future Periods

Accounting Standards issued by the AASB that are not yet mandatorily applicable to the Company, together with an assessment of the potential impact of such pronouncements on the Company when adopted in future periods, are discussed below:

AASB 9: Financial Instruments and associated Amending Standards (applicable to annual reporting periods beginning on or after 1 January 2019).

The Standard will be applicable retrospectively and includes revised requirements for the classification and measurement of financial instruments, revised recognition and derecognition requirements for financial instruments.

The directors anticipate that the adoption of AASB 9 will have minimal impact on the Company's financial instruments.

AASB 16: Leases (applicable to annual reporting periods beginning on or after 1 January 2019).

When effective, this Standard will replace the current accounting requirements applicable to leases in AASB 117: Leases and related Interpretations. AASB 16 introduces a single lessee accounting model that eliminates the requirement for leases to be classified as operating or finance leases.

The transitional provisions of AASB 16 allow a lessee to either retrospectively apply the Standard to comparatives in line with AASB 108: Accounting Policies, Changes in Accounting Estimates and Errors or recognise the cumulative effect of retrospective application as an adjustment to opening equity on the date of initial application.

The directors anticipate that the adoption of AASB 16 will have minimal impact on the Company's financial statements.

# ACTIVEX LIMITED

ABN 11 113 452 896

## Notes to the Financial Statements for the year ended 30 June 2017

NOTE 2: REVENUE & OTHER INCOME	2017	2016
	\$	\$
<b>Revenue</b>		
Interest received from unrelated parties	21,750	10,026
<b>Other income</b>		
Insurance Recoveries	1,871	17,760
	1,871	17,760

### NOTE 3: EXPENSES

Included in expenses are the following items:

Exploration expenditure expensed during year	51,434	14,145
Depreciation & amortisation	37,880	33,901
Rental expense on operating leases	110,736	109,627
Impairment of exploration assets	483,112	-
Employee benefits expenses comprises:		
Short term benefits	897,036	843,531
Contributions to defined contribution plans	77,625	66,944
Other long term benefits	4,715	4,715
	979,376	915,190
Less recharged to exploration & evaluation assets	(714,971)	(371,171)
	264,405	544,019

### NOTE 4: INCOME TAX EXPENSE

The prima facie tax on the operating loss is reconciled to income tax expense as follows:

Prima facie tax benefit on loss from ordinary activities before income tax at 27.5% (2016: 30%)	(318,231)	(282,915)
---	-----------	-----------

**Adjust for tax effect of:**

Tax losses and temporary differences not brought to account	318,231	282,915
Income tax expense attributable to entity	-	-
Weighted average effective tax rate	0.00%	0.00%

Deferred tax assets and liabilities not brought to account, the net benefit of which will only be realised if the conditions for deductibility set out in Note 1 occur.

Temporary differences (comprising exploration expenditure and provisions)	(2,326,000)	(2,327,000)
Tax losses	5,694,000	5,654,000
Net unbooked deferred tax asset	3,368,000	3,327,000

The Company has unconfirmed carry forward losses of approximately \$20.7 million (2016: \$18.8 million).

**ACTIVEX LIMITED**

ABN 11 113 452 896

**Notes to the Financial Statements  
for the year ended 30 June 2017****NOTE 5: CASH AND CASH EQUIVALENTS**

	<b>2017</b>	<b>2016</b>
	<b>\$</b>	<b>\$</b>
Cash at bank and on hand	209,609	175,834
Short term deposits (a)	700,000	1,300,000
The effective interest rate on short-term deposits was 2.40% (2016: 1.97%).	<u>909,609</u>	<u>1,475,834</u>

(a) These deposits have an average maturity of 135 days.

**Reconciliation of cash**

Cash at the end of the financial year as shown in the statement of cash flows is reconciled to items in the statement of financial position as follows:

<u>909,609</u>	<u>1,475,834</u>
----------------	------------------

**NOTE 6: TRADE AND OTHER RECEIVABLES****Current:**

Other receivables	<u>7,303</u>	<u>3,354</u>
-------------------	--------------	--------------

**Non-Current:**

Deposits	<u>69,440</u>	<u>64,440</u>
----------	---------------	---------------

**Credit Risk – Trade and Other Receivables**

The Company has no significant concentration of credit risk with respect to counter parties. The class of assets described as Trade and Other Receivables is considered to be the main source of credit risk related to the Company. All trade and other receivables are within normal credit terms and are therefore not considered past due or impaired.

**NOTE 7: OTHER ASSETS**

	<b>2017</b>	<b>2016</b>
	<b>\$</b>	<b>\$</b>
<b>Current:</b>		
Prepayments	<u>94,590</u>	<u>87,867</u>

**NOTE 8: PLANT AND EQUIPMENT**

At cost	448,199	433,104
Accumulated depreciation	(414,604)	(376,724)
Total plant and equipment	<u>33,595</u>	<u>56,380</u>

Reconciliation of the carrying amounts for property, plant and equipment is set out below:

Balance at the beginning of year	56,380	60,155
Additions	15,095	30,126
Depreciation expense	(37,880)	(33,901)
Total plant and equipment	<u>33,595</u>	<u>56,380</u>

# ACTIVEX LIMITED

ABN 11 113 452 896

## Notes to the Financial Statements for the year ended 30 June 2017

NOTE 9: EXPLORATION AND EVALUATION ASSET	2017	2016
	\$	\$
Exploration and evaluation expenditure carried forward in respect of areas of interest are:		
(a) Exploration and evaluation phase – Company interest 100%	8,625,566	7,940,030
	8,625,566	7,940,030
<b>(a) Movement in exploration and evaluation expenditure:</b>	<b>Non-Joint Operation</b>	
Opening balance - at cost	7,940,030	5,870,614
Capitalised exploration, evaluation expenditure and impairment	1,168,648	996,870
Impairment of exploration assets	(483,112)	-
Transfer from Joint Operation	-	1,072,546
Carrying amount at 30 June 2017	8,625,566	7,940,030
<b>(b) Movement in exploration and evaluation expenditure:</b>	<b>Subject to Joint Operation</b>	
Opening balance - at cost	-	1,042,424
Capitalised exploration & evaluation expenditure	-	30,122
Transfer to Non-Joint Operation	-	(1,072,546)
Carrying amount at 30 June 2017 (1)	-	-

(1) Ceased to be subject to Joint Operation on 10 March 2016.

Recoverability of the carrying amount of exploration assets is dependent on the successful exploration and development of projects, or alternatively, through the sale of the areas of interest.

NOTE 10: TRADE & OTHER PAYABLES	2017	2016
	\$	\$
<b>Current:</b>		
Unsecured liabilities		
Sundry payables and accrued expenses	71,095	106,449
Total payables (unsecured)	71,095	106,449

The average credit period on purchases of goods and services is 30 days.

No interest is charged on trade payables.

Financial liabilities at amortised cost classified as trade and other payables.

Trade and other payables:	71,095	106,449
---------------------------	--------	---------

# ACTIVEX LIMITED

ABN 11 113 452 896

## Notes to the Financial Statements for the year ended 30 June 2017

NOTE 11: PROVISIONS	2017	2016
	\$	\$
<b>Current</b>		
Provision for annual leave benefits	107,023	93,904
Provision for long-term employee benefits	53,436	48,721
	160,459	142,625
Opening balance	142,625	107,857
Additional provisions	26,587	54,241
Amounts used	(8,753)	(19,473)
Balance at year end	160,459	142,625

### NOTE 12: ISSUED CAPITAL

177,228,401 (2016: 802,747,240) fully paid ordinary shares	20,739,271	19,452,350
--	------------	------------

(a) Ordinary shares	2017	2016
	No.	No.
Balance at the beginning of the reporting period	802,747,240	621,812,672
Shares issued during the period:		
Issued on 17 October 2015 at \$0.03 consideration		25,000,000
Issued on 24 May 2016 at \$0.01 consideration		155,934,568
Issued on 17 August 2016 at \$0.01	5,768,600	-
Shares consolidation undertaken during the period		
30 November 2016	(646,812,638)	-
Share issue/buy back during the period		
Issued on 23 January 2017 at \$0.08 consideration	15,625,000	-
Buy back on 02 February 2017 at \$0.066	(9,272)	-
Buy back on 06 February 2017 at \$0.066	(2,529)	-
Buy back on 14 February 2017 at \$0.066	(11,000)	-
Buy back on 16 February 2017 at \$0.069	(3,000)	-
Buy back on 21 February 2017 at \$0.075	(20,000)	-
Buy back on 23 February 2017 at \$0.077	(37,000)	-
Buy back on 24 February 2017 at \$0.081	(10,000)	-
Buy back on 24 February 2017 at \$0.084	(7,000)	-
Balance at reporting date	177,228,401	802,747,240

On 30 November 2016, the Company completed a share consolidation. The consolidation involved the conversion of every five fully paid ordinary shares into one fully paid ordinary share.

On 17 October 2016 the company announced a share buy-back. The company acquired 99,801 shares totalling \$7,459 during the period.

The Company does not have authorised capital or par value in respect of its issued shares.

Ordinary shares participate in dividends and the proceeds on winding up of the Company in proportion to the number of shares held. At shareholders' meetings each ordinary share is entitled to one vote when a poll is called, otherwise each shareholder has one vote on a show of hands.

# ACTIVEX LIMITED

ABN 11 113 452 896

## Notes to the Financial Statements for the year ended 30 June 2017

### NOTE 12: ISSUED CAPITAL (continued)

#### (b) Options numbers on issue are as follows:

##### (i) Unlisted employee & officer options

Balance at beginning of period	1,100,000	1,100,000
Expired on 31 August 2016	(400,000)	-
Options consolidation undertaken during the period:		
30 November 2016	(560,000)	-
Expired on 31 January 2017	(140,000)	-
Balance at reporting date	-	1,100,000

##### (ii) Other unlisted options

Balance at beginning of period	-	25,000,000
Exercised during the period	-	(25,000,000)
Balance at reporting date	-	-

#### (c) Capital Management

Exploration companies such as ActivEX are funded primarily by share capital. The Company's debt and capital comprises its share capital and financial liabilities supported by financial assets.

Management controls the capital of the Company to ensure that it can fund its operations and continue as a going concern. No dividend will be paid while the Company is in exploration stage. There are no externally imposed capital requirements.

### NOTE 13: RESERVES

#### Options Reserve

The options reserve records the amounts recognised as expenses on valuation of employee options, equity based payments for services and the net proceeds from the issue of entitlement options to all shareholders. In the current year the reserve has been appropriated to retained earnings as there are no options on issue at balance date.

### NOTE 14: CASH FLOW INFORMATION

	2017	2016
	\$	\$
<b>Reconciliation of Cash Flow from Operations with Loss after Income Tax:</b>		
Loss from ordinary activities after income tax	(1,157,203)	(943,049)
Non-cash flows in loss from ordinary activities:		
Depreciation	37,880	33,901
Impairment of exploration assets	483,112	-
Changes in assets and liabilities:		
(Increase)/Decrease in receivables	(8,949)	8,661
(Increase)/Decrease in prepayments	(6,723)	(3,196)
(Decrease)/Increase in payables	(35,354)	64,751
(Decrease)/Increase in provisions	17,834	34,768
Cash flows from operations	(669,403)	(804,164)

# ACTIVEX LIMITED

ABN 11 113 452 896

## Notes to the Financial Statements for the year ended 30 June 2017

### NOTE 15: RELATED PARTY TRANSACTIONS

#### (a) The Company's main related parties are as follows:

##### *Key Management Personnel:*

Any person(s) having authority and responsibility for planning, directing and controlling the activities of the Company, directly or indirectly, including any director (whether executive or otherwise) of the Company, are considered key management personnel.

##### *Director related entities:*

Directors Min Yang and Geoff Baker are directors in ASF Group Limited which holds 37,769,079 Shares in the Company at 30 June 2017.

#### (b) Transactions with related parties:

Transactions between related parties are on normal commercial terms and conditions no more favourable than those available to other parties unless otherwise stated. The following transactions occurred with related parties:

During the period the Company agreed to Star Surpass Limited an entity controlled by Ms Ye, a director of the Company fees of \$36,000 as director's fees.

During the period the Company agreed to pay Luxe Hill Limited an entity controlled by Ms Min Yang, a director of the Company, fees of \$36,000 as director's fees.

During the period the Company agreed to pay Gold Star Industry Limited an entity controlled by Mr Geoff R. Baker, a director of the Company, fees of \$36,000 as director's fees.

During the period the Company agreed to pay ASF Group Limited, an entity of which Ms Yang and Mr Baker are directors, fees of \$99,600 for office rent and outgoings.

The above amounts were received in the 2017 and 2016 financial years. At balance date \$9,130 (2016: \$0) is owing to ASF Group Limited.

### NOTE 16: COMMITMENTS

#### (a) Operating Lease Commitments

Non-cancellable operating leases contracted for but not capitalised in the financial statements, payable:

	2017	2016
	\$	\$
Not later than 1 year	34,134	21,309
Later than 1 year but not later than 5 years	-	-
Total commitment	34,134	21,309

The lease commitment relates to two non-cancellable premises leases.



# ACTIVEX LIMITED

ABN 11 113 452 896

## Notes to the Financial Statements for the year ended 30 June 2017

---

### NOTE 16: COMMITMENTS (continued)

#### (b) Exploration Commitments

The entity must meet minimum expenditure commitments in relation to granted exploration tenements to maintain those tenements in good standing. If the relevant mineral tenement is relinquished the expenditure commitment also ceases.

	2017	2016
	\$	\$
The following commitments exist at balance date but have not been brought to account:		
Not later than 1 year	1,718,320	2,334,802
Later than 1 year but not later than 5 years	3,921,156	3,488,792
Later than 5 years	10,455	44,871
Total commitment	<u>5,649,931</u>	<u>5,868,465</u>

### NOTE 17: SEGMENT INFORMATION

The Company operates entirely in the mineral exploration industry, within Australia.

# ACTIVEX LIMITED

ABN 11 113 452 896

## Notes to the Financial Statements for the year ended 30 June 2017

### NOTE 18: SHARE BASED PAYMENTS

There were no share-based payment arrangements in existence at 30 June 2017.

The Company had 1,100,000 share options on issue at the start of the year, being options granted in prior years under the Company's Employees and Officers Share Purchase Plan.

The Company established the ActivEX Limited Employees and Officers Share Option Plan on 11 April 2005. All directors, officers, employees and senior consultants (whether full or part-time) will be eligible to participate in the Plan after a qualifying period of 12 months employment by the Company or its subsidiaries.

The allocation of options under the Plan is at the discretion of the Board. The exercise price of options will be determined by the Board and will be equal to, or higher than the market value of the Company's shares at the time the Board resolves to issue the options. The total number of shares the subject of options issued under the Plan, when aggregated with other options issued under the Plan during the previous five years must not exceed five per cent of the Company's issued share capital at the time.

Options are forfeited one month after the holder ceases to be employed by the Company.

All Company options granted are over ordinary shares in ActivEX Limited, which confer a right of one ordinary share per option. The options hold no voting or dividend rights. Options issued under all share based payment arrangements are summarised as:

	2017		2016	
	Number of Options	Weighted Average Exercisable Price	Number of Options	Weighted Average Exercisable Price
	No	\$	No	\$
Outstanding at the beginning of the year	1,100,000	0.030	26,100,000	0.030
Granted	-	-	-	0.000
Forfeited	-	-	-	0.000
Exercised	-	-	(25,000,000)	0.030
Expired on 31 August 2016	(400,000)	-	-	0.000
Options consolidation 30 November 2016	(560,000)	-	-	-
Expired on 31 January 2017	(140,000)	-	-	0.000
Outstanding at year-end	-	-	1,100,000	0.03
Exercisable & vested at year-end	-	-	1,100,000	0.03

# ACTIVEX LIMITED

ABN 11 113 452 896

## Notes to the Financial Statements for the year ended 30 June 2017

---

### NOTE 19: EVENTS AFTER BALANCE SHEET DATE

No matters or circumstances have arisen since the end of the reporting period, which significantly affected or may significantly affect the operations of the Company, the results of those operations, or the state of affairs of the Company in future financial years.

### NOTE 20: AUDITORS' REMUNERATION

	2017	2016
	\$	\$
Remuneration of the auditor for:		
- auditing or reviewing the financial report	25,853	29,800
No fees were paid for non-audit services.		

### NOTE 21: CONTINGENT LIABILITIES

There were no contingent liabilities at the end of the reporting period.

### NOTE 22: EARNINGS PER SHARE

Net loss used to calculate basic and dilutive EPS	1,157,203	943,049
	<b>No.</b>	<b>No.</b>
Weighted average number of ordinary shares outstanding during the period used in the calculation of basic EPS	163,629,073	654,726,766
Weighted average number of options outstanding	-	-
Weighted average number of ordinary shares outstanding during the period used in the calculation of dilutive EPS	163,629,073	654,726,766

Options to acquire ordinary shares in the Company are the only securities considered as potential ordinary shares in determination of diluted EPS. These securities are not presently dilutive and have been excluded from the calculation of diluted EPS.

# ACTIVEX LIMITED

ABN 11 113 452 896

## Notes to the Financial Statements for the year ended 30 June 2017

---

### NOTE 23: KEY MANAGEMENT PERSONNEL COMPENSATION

The names of key management personnel of the entity who have held office during the financial year are:

<b>(a) Key Management Person</b>	<b>Position</b>
Grant Thomas	Managing Director - Executive
Min Yang	Non-Executive Chairman
Geoff R. Baker (resigned 26th June 2017)	Director - Non-Executive
Dongmei Ye	Director - Non-Executive

Other than the Directors, the Company has no Key Management Personnel.

<b>(b) Key Management Personnel Compensation</b>	<b>2017</b>	<b>2016</b>
	\$	\$
Short-term employee benefits	362,400	362,400
Post-employment benefits	24,168	24,168
	<u>386,568</u>	<u>386,568</u>

Detailed disclosures on compensation for key management personnel are set out in the Remuneration Report included in the Directors' Report. Refer also Note 15 for fees and services provided by director related parties, in relation to the above compensation.

#### **Short-term employee benefits**

These amounts include fees and benefits paid to the non-executive chair and non-executive directors as well as all salary, paid leave benefits, fringe benefits and cash bonuses awarded to executive directors and other KMP.

#### **Post-employment benefits**

These amounts are the current-year's estimated cost of providing for the Company's defined benefits scheme post-retirement, superannuation contributions made during the year and post-employment life insurance benefits.

# ACTIVEX LIMITED

ABN 11 113 452 896

## Notes to the Financial Statements for the year ended 30 June 2017

### NOTE 24: FINANCIAL RISK MANAGEMENT POLICIES

The Company's financial instruments comprise of deposits with banks, accounts receivable and payables.

The totals for each category of financial instruments measured in accordance with AASB 139: Financial instruments: Recognition and measurement as detailed in the accounting policies to these financial statements as follows:

	2017	2016
	\$	\$
<b>Financial assets:</b>		
Cash and cash equivalents	909,609	1,475,834
Trade and other receivables	76,743	67,794
Total financial assets	<u>986,352</u>	<u>1,543,628</u>
<b>Financial liabilities:</b>		
Financial liabilities at amortised cost		
- Trade and other payables	71,095	106,449
Total financial liabilities	<u>71,095</u>	<u>106,449</u>

#### (a) Financial Risk Management Policies

The Company's financial instruments mainly comprise cash balances, receivables and payables. The main purpose of these financial instruments is to provide finance for Company operations.

#### Risk Management

A finance committee consisting of key management of the Company meet on a regular basis to analyse exposure and to evaluate treasury management strategies in the context of the most recent economic conditions and forecasts.

The Board of Directors has overall responsibility for the establishment and oversight of the Company's risk management framework. Management is responsible for developing and monitoring the risk management policies and reports to the Board.

#### Specific Financial Risk Exposures and Management

The main risks the Company is exposed to through its financial instruments are interest rate risk, credit risk and liquidity risk. These risks are managed through monitoring of forecast cashflows, interest rates, economic conditions and ensuring adequate funds are available.

#### Interest Rate Risk

The Company's exposure to interest rate risk, which is the risk that a financial instrument's value will fluctuate as a result of changes in market interest rates, arises in relation to the Company's bank balances.

This risk is managed through the use of variable rate bank accounts.

#### Credit Risk

The maximum exposure to credit risk, excluding the value of any collateral or other security, at balance date to recognised financial assets, is the carrying amount, net of any provisions for impairment of those assets, as disclosed in the balance sheet and notes to the financial statements.

Credit risk arises from exposures to deposits with financial institutions and sundry receivables.

# ACTIVEX LIMITED

ABN 11 113 452 896

## Notes to the Financial Statements for the year ended 30 June 2017

### NOTE 24: FINANCIAL RISK MANAGEMENT POLICIES (continued)

Credit risk is managed and reviewed regularly by the finance committee. It arises from exposures to joint venture partner receivables and through deposits with financial institutions. The finance committee monitors credit risk by actively assessing the rating quality and liquidity of counter parties:

- . only banks and financial institutions with an 'A' rating are utilised
- . all joint venture partners are rated for credit worthiness taking into account their size, market position and financial standing
- . the carrying amount of financial assets recorded in the financial statements represents the Company's maximum exposure to credit risk

### Liquidity Risk

Liquidity risk is the risk that the Company will not be able to meet its financial obligations as they fall due. This risk is managed by ensuring, to the extent possible, that there is sufficient liquidity to meet liabilities when due, without incurring unacceptable losses or risking damage to the Company's reputation.

The directors manage liquidity risk by sourcing long-term funding primarily from equity sources, rather than from borrowings.

### (b) Financial liability and financial asset maturity analysis

The table below reflects an undiscounted contractual maturity analysis for financial liabilities and reflects management's expectations as to the timing of termination and realisation of financial assets and liabilities.

	2017	2016
	\$	\$
<b>Financial assets:</b>		
Within 1 year		
- cash and cash equivalents (a)	909,609	1,475,834
- trade and other receivables (b)	7,303	3,354
	<hr/>	<hr/>
	916,912	1,479,188
Within 1 - 2 years		
- receivables (b)	69,440	64,440
	<hr/>	<hr/>
Total	986,352	1,543,628
	<hr/>	<hr/>
<b>Financial liabilities:</b>		
Within 1 year		
- payables (b)	(71,095)	(106,449)
	<hr/>	<hr/>
Total	(71,095)	(106,449)
	<hr/>	<hr/>
<b>Net (outflow) inflow:</b>		
Within 1 year	845,818	1,372,739
Within 1 - 2 years	69,440	64,440
	<hr/>	<hr/>
<b>Total Net (outflow) inflow</b>	915,258	1,437,179
	<hr/>	<hr/>

(a) Floating interest rates, with weighted average effective interest rate 1.66% (2016: 1.97%).

(b) Non-interest bearing.

# ACTIVEX LIMITED

ABN 11 113 452 896

## Notes to the Financial Statements for the year ended 30 June 2017

---

### NOTE 24: FINANCIAL RISK MANAGEMENT POLICIES (continued)

#### (c) Net Fair Values

Financial assets where the carrying amount exceeds net fair values have not been written down, as the Company intends to hold these assets to maturity.

The aggregate net fair values and carrying amounts of financial assets and liabilities are disclosed in the balance sheet and notes to the financial statements. Fair values are materially in line with carrying values.

#### (d) Sensitivity Analysis

The Company has performed sensitivity analysis relating to its exposure to interest rate risk. At year end, the effect on profit and equity as a result of a 1% change in the interest rate, with all other variables remaining constant would be +/- \$9,096 (2016: \$14,758).

### NOTE 25: COMPANY DETAILS

The registered office and principal place of business is:

Suite 1, Level 1  
12 Creek Street  
Brisbane, QLD 4000


DIRECTORS' DECLARATION

---


The Directors of the Company declare that:

1. The attached financial statements and notes are in accordance with the *Corporations Act 2001* and:
  - (a) comply with Australian Accounting Standards, which, as stated in accounting policy Note 1 to the financial statements, constitutes compliance with International Financial Reporting Standards; and
  - (b) give a true and fair view of the financial position as at 30 June 2017 and of the performance of the Company for the year ended on that date.
2. In the Directors' opinion there are reasonable grounds to believe that the Company will be able to pay its debts as and when they become due and payable; and
3. The Directors have been given the declarations by the Chief Executive Office and Chief Finance Officer required by section 295A of the *Corporations Act 2001*.

This declaration is made in accordance with a resolution of the Board of Directors.



Min Yang  
Chairman



Grant Thomas  
Managing Director

Dated this: 26<sup>th</sup> day of September 2017



## **INDEPENDENT AUDITOR'S REPORT TO THE MEMBERS OF ACTIVEX LIMITED**

### **Report on the Audit of the Financial Report**

#### ***Opinion***

We have audited the financial report of ActivEX Limited (the Company), which comprises the statement of financial position as at 30 June 2017, the statement of profit or loss and other comprehensive income, the statement of changes in equity and the statement of cash flows for the year then ended, and notes to the financial statements, including a summary of significant accounting policies, and the directors' declaration.

In our opinion, the accompanying financial report of the Company is in accordance with the *Corporations Act 2001*, including:

- (i) giving a true and fair view of the Company's financial position as at 30 June 2017 and of its performance for the year then ended; and
- (ii) complying with Australian Accounting Standards and the *Corporations Regulations 2001*.

#### ***Basis for opinion***

We conducted our audit in accordance with Australian Auditing Standards. Our responsibilities under those standards are further described in the Auditor's Responsibilities for the Audit of the Financial Report section of our report. We are independent of the Company in accordance with the auditor independence requirements of the *Corporations Act 2001* and the ethical requirements of the Accounting Professional and Ethical Standards Board's APES 110 *Code of Ethics for Professional Accountants* (the Code) that are relevant to our audit of the financial report in Australia. We have also fulfilled our other ethical responsibilities in accordance with the Code.

We confirm that the independence declaration required by the *Corporations Act 2001*, which has been given to the directors of the Company, would be in the same terms if given to the directors as at the time of this auditor's report.

We believe that the audit evidence we have obtained is sufficient and appropriate to provide a basis for our opinion.

#### ***Emphasis of matter***

Without qualifying our opinion, we draw attention to Note 1 in the financial report which states that the Company's ability to execute its currently planned exploration and evaluation activities requires the Company raise additional capital. As set out in the note the directors have prepared the financial report on a going concern basis.

Should the Company not be able to raise additional capital there exists a significant uncertainty that may cast doubt over the Company's ability to continue as a going concern. The Directors have prepared the financial statements on a going concern basis. The financial report does not include any adjustments relating to the recoverability or classification of recorded asset amounts or to the amounts or classification of liabilities should this occur.

**INDEPENDENT AUDITOR'S REPORT  
TO THE MEMBERS OF ACTIVEX LIMITED (CONTINUED)**

***Key audit matters***

Key audit matters are those matters that, in our professional judgement, were of most significance in our audit of the financial report of the current period. These matters were addressed in the context of our audit of the financial report as a whole, and in forming our opinion thereon, and we do not provide a separate opinion on these matters.

<b>Key audit matter</b>	<b>How our audit addressed the key audit matter</b>
<p><b>Carrying Value of Exploration and Evaluation Assets</b></p> <p><b><i>Refer to note 9 Exploration and Evaluation Assets</i></b></p> <p>As at 30 June 2017 the carrying value of Exploration and evaluation assets is \$8,625,566 (2016: \$7,940,030). The Group's accounting policy in respect of exploration and evaluation assets is outlined in Note 1.</p> <p>This is a key audit matter due to the fact that significant judgement is applied in determining whether the capitalized Exploration and Evaluation assets meet the recognition criteria set out in AASB6 Exploration for and Evaluation of Mineral Resource.</p>	<p>Our procedures included, amongst others:</p> <ul style="list-style-type: none"> <li>• We obtained evidence as to whether the rights to tenure of the areas of interest remained current at balance date as well as confirming that rights to tenure are expected to be renewed for tenements that will expire in the near future;</li> <li>• We obtained evidence of the future intention for the areas of interest, including reviewing future budgeted expenditure and related work programs;</li> <li>• We obtained an understanding of the status of ongoing exploration programs, for the areas of interest;</li> <li>• We obtained evidence as to the assumptions made by management in the determination of the recoverable value of the asset.</li> </ul>

***Other information***

The directors are responsible for the other information. The other information comprises the information in the Company's annual report for the year ended 30 June 2017, but does not include the financial report and the auditor's report thereon.

Our opinion on the financial report does not cover the other information and we do not express any form of assurance conclusion thereon.

In connection with our audit of the financial report, our responsibility is to read the other information and, in doing so, consider whether the other information is materially inconsistent with the financial report or our knowledge obtained in the audit or otherwise appears to be materially misstated.

If, based on the work we have performed, we conclude that there is a material misstatement of the other information we are required to report that fact. We have nothing to report in this regard.

## **INDEPENDENT AUDITOR'S REPORT TO THE MEMBERS OF ACTIVEX LIMITED (CONTINUED)**

### ***Directors' responsibility for the financial report***

The directors of the Company are responsible for the preparation of the financial report that gives a true and fair view in accordance with Australian Accounting Standards and the *Corporations Act 2001* and for such internal control as the directors determine is necessary to enable the preparation of the financial report that gives a true and fair view and is free from material misstatement, whether due to fraud or error.

In preparing the financial report, the directors are responsible for assessing the Company's ability to continue as a going concern, disclosing, as applicable, matters related to going concern and using the going concern basis of accounting unless the directors either intend to liquidate the Company or to cease operations, or have no realistic alternative but to do so.

### ***Auditor's responsibility for the audit of the financial report***

Our objectives are to obtain reasonable assurance about whether the financial report as a whole is free from material misstatement, whether due to fraud or error, and to issue an auditor's report that includes our opinion. Reasonable assurance is a high level of assurance, but is not a guarantee that an audit conducted in accordance with the Australian Auditing Standards will always detect a material misstatement when it exists. Misstatements can arise from fraud or error and are considered material if, individually or in the aggregate, they could reasonably be expected to influence the economic decisions of users taken on the basis of this financial report.

As part of an audit in accordance with the Australian Auditing Standards, we exercise professional judgement and maintain professional scepticism throughout the audit. We also:

- Identify and assess the risks of material misstatement of the financial report, whether due to fraud or error, design and perform audit procedures responsive to those risks, and obtain audit evidence that is sufficient and appropriate to provide a basis for our opinion. The risk of not detecting a material misstatement resulting from fraud is higher than for one resulting from error, as fraud may involve collusion, forgery, intentional omissions, misrepresentations, or the override of internal control.
- Obtain an understanding of internal control relevant to the audit in order to design audit procedures that are appropriate in the circumstances, but not for the purpose of expressing an opinion on the effectiveness of the Company's internal control.
- Evaluate the appropriateness of accounting policies used and the reasonableness of accounting estimates and related disclosures made by the directors.
- Conclude on the appropriateness of the directors' use of the going concern basis of accounting and, based on the audit evidence obtained, whether a material uncertainty exists related to events or conditions that may cast significant doubt on the Company's ability to continue as a going concern. If we conclude that a material uncertainty exists, we are required to draw attention in our auditor's report to the related disclosures in the financial report or, if such disclosures are inadequate, to modify our opinion. Our conclusions are based on the audit evidence obtained up to the date of our auditor's report. However, future events or conditions may cause the Company to cease to continue as a going concern.
- Evaluate the overall presentation, structure and content of the financial report, including the disclosures, and whether the financial report represents the underlying transactions and events in a manner that achieves fair presentation.

**INDEPENDENT AUDITOR'S REPORT  
TO THE MEMBERS OF ACTIVEX LIMITED (CONTINUED)**

- Obtain sufficient appropriate audit evidence regarding the financial information of the entities or business activities within the Company to express an opinion on the Company financial report. We are responsible for the direction, supervision and performance of the Company audit. We remain solely responsible for our audit opinion.

We communicate with the directors regarding, among other matters, the planned scope and timing of the audit and significant audit findings, including any significant deficiencies in internal control that we identify during our audit.

We also provide the directors with a statement that we have complied with relevant ethical requirements regarding independence, and to communicate with them all relationships and other matters that may reasonably be thought to bear on our independence, and where applicable, related safeguards.

From the matters communicated with the directors, we determine those matters that were of most significance in the audit of the financial report of the current period and are therefore the key audit matters. We describe these matters in our auditor's report unless law or regulation precludes public disclosure about the matter or when, in extremely rare circumstances, we determine that a matter should not be communicated in our report because the adverse consequences of doing so would reasonably be expected to outweigh the public interest benefits of such communication.

**Report on the Remuneration Report*****Opinion on the Remuneration Report***

We have audited the Remuneration Report included in pages 9 to 12 of the Directors' Report for the year ended 30 June 2017.

In our opinion, the Remuneration Report of ActivEX Limited for the year ended 30 June 2017 complies with section 300A of the *Corporations Act 2001*.

***Responsibilities***

The directors of the Company are responsible for the preparation and presentation of the Remuneration Report in accordance with section 300A of the *Corporations Act 2001*. Our responsibility is to express an opinion on the Remuneration Report, based on our audit conducted in accordance with Australian Auditing Standards.

**Nexia Brisbane Audit Pty Ltd****N D Bamford**  
Director

Level 28, 10 Eagle Street  
Brisbane, QLD, 4000

Date: 26 September 2017

# ACTIVEX LIMITED

ABN 11 113 452 896

## ASX INFORMATION

Following is additional information required by the ASX Limited and not disclosed elsewhere in this report.

### 1. Shareholding:

The following information is provided as at 18 September 2017.

(a) Distribution of Shareholders Number:

Category Number (Size of Holding)	Holders (Number)	Ordinary Shares (Number)
1 - 1,000	46	11,075
1,001 - 5,000	120	355,873
5,001 - 10,000	83	653,441
10,001 - 100,000	122	3,865,646
100,001 - and over	31	172,342,366
	<b>402</b>	<b>177,228,401</b>

(b) The number of shares held in less than marketable parcels are 116.

(c) The names of substantial shareholders listed in the Company's register are:

	Number of Shares Held	% of Total Issued Capital
ASF Gold and Copper Pty Ltd	34,769,079	19.618
Great Scheme Investments Limited	30,625,000	17.280
Union Sino Global Limited	25,590,663	14.439
Xing Mao Limited	25,192,850	14.215
Elite Ray Investments Limited	17,288,136	9.755
Start Grand Global Limited	13,425,000	7.575

(d) Voting Rights

Each ordinary share is entitled to one vote when a poll is called, otherwise each member present at a meeting has one vote on a show of hands.

There are no voting rights attaching to the Options, but voting rights as detailed above will attach to the ordinary shares issued when the Options are exercised.

**ACTIVEX LIMITED**  
ABN 11 113 452 896

**ASX INFORMATION**

(e) Twenty Largest Holders – Ordinary Shares

	Shareholder	Number of Shares Held	% of Total Issued Capital
1.	ASF GOLD AND COPPER PTY LTD	34,769,079	19.618
2.	GREAT SCHEME INVESTMENTS LIMITED	30,625,000	17.280
3.	UNION SINO GLOBAL LIMITED	25,590,663	14.439
4.	XING MAO LIMITED	25,192,850	14.215
5.	ELITE RAY INVESTMENTS LIMITED	17,288,136	9.755
6.	START GRAND GLOBAL LIMITED	13,425,000	7.575
7.	BNP PARIBAS NOMS PTY LTD <UOB KH P/L AC UOB KH DRP>	6,046,715	3.412
8.	XIAO HUI ENTERPRISES LIMITED	2,955,647	1.668
9.	MRS YINXIN HE	2,575,250	1.453
10.	MR JIARONG HE	2,495,748	1.408
11.	MR DONGMING YE	1,546,789	0.873
12.	LPD HOLDINGS (AUST) PTY LTD	1,432,736	0.808
13.	HSBC CUSTODY NOMINEES (AUSTRALIA) LIMITED	1,358,825	0.755
14.	MR FEIXIONG YE	900,000	0.508
15.	R C SADLEIR PTY LTD	896,745	0.506
16.	MR GEOFF MEADE	828,868	0.468
17.	LEEJAMES NOMINEES PTY LTD <THE HEPBURN SUPER FUND A/C>	800,000	0.451
18.	MR WEIJIANG YE	487,500	0.275
19.	GREENHOUSE INVESTMENTS (VIC) PTY LTD <AMF SUPER FUND A/C>	480,500	0.271
20.	TROMSO PTY LIMITED	464,000	0.262
		<b>170,139,551</b>	<b>96.000</b>

2. **Registers of securities are held at the following address:**

BoardRoom Pty Limited  
Level 12, 225 George Street  
SYDNEY NSW 2000

3. **Securities Exchange Listing**

Quotation has been granted for all the ordinary shares issued by the Company on all Member Exchanges of the ASX Limited.

Details of unlisted options are provided in the Directors' Report.

4. **Restricted Securities**

The Company has no restricted securities on issue.

**ACTIVEX LIMITED**  
ABN 11 113 452 896

**ASX INFORMATION**

5. **Mining Tenements**

<b>EPM No &amp; Name</b>	<b>% Owned</b>
EPM 14079 Coalstoun	100%
EPM 14121 Prospect Creek	100%
EPM 14332 Pentland	100%
EPM 14476 Booubyjan	100%
EPM 14937 Barambah	100%
EPM 14955 Mt Agate	100%
EPM 14979 Dadamarine	100%
EPM 15055 Oxley Creek	100%
EPM 15185 Norwood South	100%
EPM 15285 Florence Creek	100%
EPM 16265 Blairmore	100%
EPM 16327 Ban Ban	100%
EPM 17313 Malbon	100%
EPM 17454 Camel Hill	100%
EPM 17805 Florence Flat	100%
EPM 18053 Bulonga	100%
EPM 18073 Selwyn East	100%
EPM 18424 Mt Leyshon	100%
EPM 18426 Cornishman	100%
EPM 18511 Brightlands	100%
EPM 18615 Mt Hogan	100%
EPM 18623 Gilberton	100%
EPM 18637 King Solomon	100%
EPM 18717 Stockhaven	100%
EPM 18732 One Mile	100%
EPM 18852 Robur	100%
EPM 19207 Percy River	100%
EPM 25192 Concorde	100%
EPM 25194 Upper Mort	100%
EPM 25454 Heathrow East	100%
EPM 25455 North Camel Dam	100%
EPM 25466 Charlie Creek	100%
EPM 26232 Gum Flat	100%
EPM 26307 Split Rock	100%
M77/22 Lake Chandler	100%