

Appendix 4E

Preliminary Final Report To the Australian Securities Exchange

| | |
|---|--|
| Name of Entity | Aurora Dividend Income Trust (Managed Fund) |
| ARSN: | 151 947 732 |
| Financial Year Ended: | 30 June 2017 |
| Previous Corresponding Reporting Period: | 30 June 2016 |

RESULTS FOR ANNOUNCEMENT TO THE MARKET

| | 2017 \$'000 | Percentage increase /(decrease) over corresponding period |
|---|------------------------|--|
| Revenues from continuing operations | (85) | +95.65% |
| Loss for the year | (601) | +75.50% |
| Net loss for the year attributable to members | (601) | +75.50% |

| Distribution information | Cash per unit | Franked amount per unit |
|---------------------------------|----------------------|------------------------------------|
| 2017 final distribution | \$0.0149 | \$0.0000 |
| 2017 interim distribution | \$0.0389 | \$0.0114 |

Final distribution dates

| | |
|--------------------------------|--------------|
| Ex-entitlement date | 29 June 2017 |
| Record date | 30 June 2017 |
| Last election date for the DRP | 1 July 2017 |
| Payment date | 28 July 2017 |

Dividend Reinvestment Plan

The Dividend Reinvestment Plan (DRP) is in operation and the final distribution of \$0.0149 per unit qualifies. The number of units received from the distribution is based on dividing the distribution by the DRP price as at 30 June 2017.

Unit holders may change their participation in the DRP at any time. However, in order to be valid, the election form to change participation must be submitted to the unit registry by the last election date.

Net Tangible Asset Backing

| | 30 June 2017 | 30 June 2016 |
|----------------------------------|---------------------|---------------------|
| Net tangible assets per security | \$0.6217 | \$0.7141 |

This report is based on the financial statements which have been audited and the audit report is included in the attached Annual Report.

Appendix 4E Contents and checklist of requirements

| | |
|---|---|
| 1. Reporting period and corresponding period. | Refer to Page 1 of this Appendix 4E. |
| 2. Results for announcement to the market. | Refer to Page 1 of this Appendix 4E. |
| 3. Statement of comprehensive income. | Refer to Page 9 of the Annual Report. |
| 4. Statement of financial position. | Refer to Page 10 of the Annual Report. |
| 5. Statement of cash flows. | Refer to Page 12 of the Annual Report. |
| 6. Statement of changes in equity. | Refer to Pages 11 of the Annual Report. |
| 7. Details of dividends or distributions. | Refer to Page 1 of this Appendix 4E. |
| 8. Details of dividend or distribution reinvestment plans in operation and the last date of receipt of an election notice for participation in any dividend or distribution reinvestment plan. | Refer to Page 1 of this Appendix 4E. |
| 9. Net tangible assets per security. | Refer to Page 1 of this Appendix 4E. |
| 10. Details of entities over which control has been gained or lost during the period. | Not applicable. |
| 11. Details of joint venture entities and associated entities. | Not applicable. |
| 12. Any other information needed by an investor to make an informed assessment of the entity's financial performance and financial position. | Refer to the Annual Report. |
| 13. Accounting standards used in compiling reports by foreign entities. | Not applicable. |
| 14. A commentary on the results for the period. | Refer to Pages 2-4 of the Annual Report. |
| 15. A statement as to whether the report is based on accounts which have been audited or subject to review, are in the process of being audited or reviewed, or have not yet been audited or reviewed. | This report is based on financial statements which have been audited. |
| 16. If the accounts have not yet been audited or subject to review and are likely to be subject to dispute or qualification a description of the likely dispute or qualification. | Not applicable. |
| 17. If the accounts have been audited or subject to review and are subject to dispute or qualification, a description of the dispute or qualification. | Not applicable. |

Aurora Dividend Income Trust (Managed Fund)
ARSN 151 947 732

Annual Report
For the year ended 30 June 2017

Contents

| | Page |
|--|------|
| Directors' report | 2 |
| Auditor's independence declaration | 8 |
| Statement of profit or loss and other comprehensive income | 9 |
| Statement of financial position | 10 |
| Statement of changes in equity | 11 |
| Statement of cash flows | 12 |
| Notes to the financial statements | 13 |
| Directors' declaration | 33 |
| Independent auditor's report | 34 |
| Additional information | 37 |
| Unitholder information | 38 |
| Corporate Directory | 39 |

Directors' Report

The Directors of Aurora Funds Management Limited (ABN 69 092 626 885), (the "Responsible Entity") of Aurora Dividend Income Trust (Managed Fund) ("the Trust"), present their annual report together with the financial statements of the Trust for the year ended 30 June 2017.

Principal activities

The Trust invests in equities and derivatives, in accordance with the provision of the Trust Constitution and the current Product Disclosure Statement ("PDS").

The Trust did not have any employees during the year.

The Trust has two classes of units; and unlisted class and an AQUA quoted class.

The Responsible Entity's Australian Financial Services Licence permits it to facilitate the Trust investing in itself (via 'Treasury Units') in order to provide trading liquidity. The Responsible Entity manages a market making service for the Trust, and offers units for sale and bids to purchase units. Treasury unit trading is conducted to facilitate applications and redemptions through the ASX AQUA platform.

There were no significant changes in the nature of the Trust's activities during the year.

Directors

The following persons held office as directors of Aurora Funds Management Limited during the year and up to the date of this report, unless otherwise stated:

John Patton
Betty Poon
Jeffrey E. Schwarz (appointed 25 July 2017)
Jim Hallam (resigned 25 July 2017)

Units on issue

| | 2017 | 2016 |
|------------|------------|------------|
| At 30 June | 15,705,782 | 21,055,148 |

Review and results of operations

During the year, the Trust continued to invest in accordance with the target asset allocations as set out in the governing documents of the Trust and in accordance with the provisions of the Trust Constitution.

Financial results for the year

The performance of the Trust, as represented by the results of its operations, was as follows:

| | 2017 \$ | 2016 \$ |
|---|------------|-------------|
| Operating profit before finance costs attributable to unitholders | (600,744) | (2,452,308) |
| Distributions paid and payable | (798,663) | (1,131,754) |
| Unquoted units | | |
| Distribution (cents per unit) 30 September | 1.09 | 1.26 |
| Distribution (cents per unit) 31 December | 1.06 | 1.16 |
| Distribution (cents per unit) 31 March | 1.05 | 1.09 |
| Distribution (cents per unit) 30 June | 2.18 | 1.09 |
| Quoted units | | |
| Distribution (cents per unit) 30 September | 1.09 | 1.26 |
| Distribution (cents per unit) 31 December | 1.06 | 1.16 |
| Distribution (cents per unit) 31 March | 1.05 | 1.09 |
| Distribution (cents per unit) 30 June | 2.18 | 1.09 |

Directors' Report

Financial position

Net Tangible Assets (NTA) per unit as disclosed to the ASX are shown as follows:

| | 2017 \$ | 2016 \$ |
|--------------------|------------|------------|
| At 30 June | 0.6217 | 0.7141 |
| High during period | 0.7367 | 0.8582 |
| Low during period | 0.6217 | 0.6847 |

Reconciliation of net assets for unit pricing and financial reporting purposes

The key differences between net assets for unit pricing purposes and net assets as reported in the financial statements prepared under Accounting Australian Standards are outlined below:

| | 2017 \$ | 2016 \$ |
|---|------------|------------|
| Net assets for unit pricing purposes | 8,470,380 | 13,370,744 |
| Difference between net assets for unit pricing purposes and bid/ask price held at fair value through profit or loss | (192,884) | (75,496) |
| Distribution payable | (198,248) | (69,147) |
| Franking credits included in unit pricing | (755) | (14,035) |
| Other adjustments | 218 | (2,311) |
| Nets assets under Australian Accounting Standards | 8,078,711 | 13,209,755 |

Information on Underlying Performance

The performance of the Trust is subject to the performance of the Trust's underlying investment portfolio. There has been no change to the investment strategy of the Trust during the year, and the Trust continues to invest in accordance with target asset allocations as set out in the governing documents of the Trust and in accordance with the provisions of the Trust Constitution.

Strategy and Future Outlook

The Trust is predominantly invested in listed equities, with a focus on Australian equity securities. This is expected to continue. As markets are subject to fluctuations, it is imprudent to provide a detailed outlook statement or statement of expected results of operations. The Trust provides regular updates, including monthly NTA announcements, which can be found in the announcement section of the Australian Securities Exchange website.

The Trust continues to be managed in accordance with the investment objectives and guidelines as set out in the governing documents of the Trust and in accordance with the provisions of the Trust's Constitution.

The results of the Trust's operations will be affected by a number of factors, including the performance of investment markets in which the Trust invests. Investment performance is not guaranteed and future returns may differ from past returns. As investment conditions change over time, past returns should not be used to predict future returns.

Further information on likely developments in the operations of the Trust and the expected results of those operations have not been included in this report because the Responsible Entity believes it would be likely to result in unreasonable prejudice to the Trust.

Significant changes in state of affairs

On 27 April 2017, the Product Disclosure Statement was withdrawn and the Trust for new off-market retail applications, and was subsequently voluntarily suspended from trading on the ASX AQUA platform.

In the opinion of the Directors, other than the matters already referred to in this report, there were no significant changes in the state of affairs of the Trust that occurred during the financial year.

Directors' Report

Matters subsequent to the end of the financial year

On 2 August 2017, a replacement Product Disclosure Statement was lodged with ASIC and released via an ASX announcement.

On 3 August 2017, the suspension of trading in the Trust was lifted.

Other than the changes mentioned above, no other matters or circumstances have arisen since 30 June 2017 that have significantly affected, or may significantly affect:

- (i) the operations of the Trust in future financial years, or
- (ii) the results of those operations in future financial years, or
- (iii) the state of affairs of the Trust in future financial years.

Indemnity and insurance of Aurora Funds Management Limited

No insurance premiums are paid for out of the assets of the Trust in relation to insurance cover provided to either the officers of Aurora Funds Management Limited or the auditors of the Trust. So long as the officers of Aurora Funds Management Limited act in accordance with the Trust Constitution and the Law, the officers remain indemnified out of the assets of the Trust against losses incurred while acting on behalf of the Trust.

Indemnity of auditors

The auditors of the Trust are in no way indemnified out of the assets of the Trust.

Fees paid and interests held in the Trust by the Responsible Entity or its associates

Fees paid to the Responsible Entity and its associates out of Trust property during the year are disclosed in the Statement of Profit or Loss and Other Comprehensive Income as "Management fees".

No fees were paid out of Trust property to the Directors of the Responsible Entity during the year.

The number of interests in the Trust held by the Responsible Entity or its associates as at the end of the financial year are disclosed in Note 15 to the financial statements.

Interests in the Trust

The movement in units on issue in the Trust during the year is disclosed in Note 11 of the financial statements.

The values of the Trust's assets and liabilities are disclosed on the Statement of Financial Position and derived using the basis set out in Notes to the financial statements.

Environmental regulation

The operations of the Trust are not subject to any particular or significant environmental regulations under a Commonwealth, State or Territory law.

Directors' Report

Information on directors

The following persons were Directors during the year and were Directors of the Responsible Entity during the whole or part of the year and up to the date of this report.

| | |
|---|--|
| Name: | John Patton |
| Title: | Executive Director |
| Qualifications: | Bachelor of Economics, Chartered Accountant, Graduate Diploma in Applied Finance and Investment |
| Experience and expertise: | John was appointed as Executive Director and Managing Director of Aurora Funds Management Limited on 30 June 2016. John was previously a partner with Ernst & Young in the Transactions Advisory Services division and has over 25 years of professional services and industry experience. John has extensive corporate finance credentials, having been involved in over 250 corporate transactions, including mergers & acquisitions, structuring, debt & equity raisings, IPO's, management buy-outs, valuations, due diligence, financial modeling, restructuring and corporate advisory. |
| Other current directorships: | Keybridge Capital Limited; Metgasco Limited |
| Former directorships (in the last 3 years): | None |
| Special responsibilities: | Managing Director |
| Interests in units: | None |
| Name: | Betty Poon |
| Title: | Executive Director |
| Qualifications: | Bachelor of Business (Accounting), Chartered Accountant |
| Experience and expertise: | Betty was appointed Executive Director of Aurora Funds Management Limited on 7 September 2015. She joined Aurora Funds Management Limited in May 2013 as Chief Financial Officer and was appointed Company Secretary on 31 January 2014. Prior to joining Aurora, Betty held a number of senior finance roles at ANZ Banking Trust, JP Morgan, Aviva Investors and Pitcher Partners. |
| Other current directorships: | None |
| Former directorships (in the last 3 years): | None |
| Special responsibilities: | Member of Compliance Committee, Company Secretary |
| Interests in units: | None |
| Interests in units: | None |
| Name: | Jeffrey E. Schwarz |
| Title: | Non-Executive Director |
| Qualifications: | BS Economics (Accounting), MBA Accounting and Finance |
| Experience and expertise: | Jeffrey was appointed as Non-Executive Director of Aurora Funds Management Limited on 25 July 2017. Jeffrey was the co-founder of Metropolitan Capital Advisors, Inc., a New York-based money management firm. He served as its Chief Investment Officer from the firm's inception in 1992 until 2012. Jeffrey serves as the Co-Chairman of the Board of Bogen Corporations, a telecommunications equipment provider; and as the Co-Chairman of the Board of Bogen Communications International Inc., which is the ultimate corporate parent of Speech Design GmbH, a global provider of messaging services to telecom carriers. Jeffrey previously served as the Chairman of the Board of Molopo Energy Limited, an Australian Stock Exchange listed oil and gas exploration company and as a member of the Board of Directors of Cyberonics Inc., a NASDAQ listed medical device company |
| Other current directorships: | Bogen Communications International Inc |
| Former directorships (in the last 3 years): | Molopo Energy Limited |
| Special responsibilities: | None |
| Interests in units: | None |

Directors' Report

Information on directors (continued)

| | |
|---|--|
| Name: | Jim Hallam |
| Title: | Non-Executive Director |
| Qualifications: | Bachelor of Economics (Accounting) |
| Experience and expertise: | Jim was appointed as Non-Executive Director of Aurora Funds Management Limited on 30 June 2016 and resigned on 25 July 2017. Jim has over 20 years' finance and operational experience in Australian funds and investment management experience. Focused on building strong strategically important processes to create and support funds management, Jim's expertise in finance includes his role as CFO at Hastings Funds Management Limited from 1997 to 2006. Whilst at Hastings, funds under management grew from A\$500 million to A\$3,600 million, with investments being made in Australia, UK and the US for listed and unlisted funds. His experience spans a diverse range of businesses including toll roads, airports, electricity and gas transmission networks, water utilities, timber plantations, telecommunications, ports and stadiums. |
| Other current directorships: | None |
| Former directorships (in the last 3 years): | None |
| Special responsibilities: | Member of Compliance Committee |
| Interests in units: | None |

'Other current directorships' quoted above are current directorships for listed entities only and excludes directorships of all other types of entities, unless otherwise stated.

'Former directorships (last 3 years)' quoted above are directorships held in the last 3 years for listed entities only and excludes directorship of all other types of entities, unless otherwise stated.

Board and Committee meetings

| Director | Full Board | | Compliance Committee | |
|--------------------|------------|----------|----------------------|----------|
| | Held | Attended | Held | Attended |
| John Patton | 43 | 43 | - | - |
| Betty Poon | 43 | 42 | 4 | 4 |
| Jeffrey E. Schwarz | - | - | - | - |
| Jim Hallam | 43 | 43 | 2* | 2 |

Held: represent the number of meetings held during the time the director held office.

* Jim Hallam was appointed to the Compliance Committee on 19 January 2017 and resigned on 25 August 2017.

Interests held by the Responsible Entity and Directors

The number of units in the Trust held by the Responsible Entity, their related parties and Directors at the date of this report are disclosed in Note 16 to the financial statements.

Proceedings on behalf of the Company

No person has applied for leave of Court to bring proceedings on behalf of the Trust or intervene in any proceedings to which the Trust is a party for the purpose of taking responsibility on behalf of the Trust for all or any part of those proceedings. The Trust was not a party to any such proceedings during the year.

Directors' Report

Auditor's independence declaration

A copy of the auditor's independence declaration as required under section 307C of the *Corporations Act 2001* is set out on the following page.

This report is made in accordance with a resolution of Directors, pursuant to section 298(2)(a) of the *Corporations Act 2001*.

On behalf of the directors

A handwritten signature in black ink, appearing to read 'John Patton', with a stylized, flowing script.

John Patton
Managing Director
31 August 2017
Melbourne

The Board of Directors
Aurora Funds Management Limited
Level 6, Suite 613
370 St Kilda Road
Melbourne VIC 3004

31 August 2017

Dear Sirs,

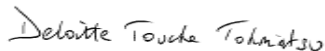
Aurora Dividend Income Trust (Managed Fund)

In accordance with section 307C of the *Corporations Act 2001*, I am pleased to provide the following declaration of independence to the directors of Aurora Funds Management Limited, the Responsible Entity of Aurora Dividend Income Trust (Managed Fund).

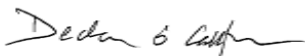
As lead audit partner for the audit of the financial statements of Aurora Dividend Income Trust (Managed Fund) for the financial year ended 30 June 2017, I declare that to the best of my knowledge and belief, there have been no contraventions of:

- the auditor independence requirements of the *Corporations Act 2001* in relation to the audit; and
- any applicable code of professional conduct in relation to the audit.

Yours sincerely



DELOITTE TOUCHE TOHMATSU



Declan O'Callaghan
Partner
Chartered Accountants

Financial Statement

Statement of profit or loss and other comprehensive income For the year ended 30 June 2017

| | Note | 2017 \$ | 2016 \$ |
|---|------|------------------|--------------------|
| Investment Income | | | |
| Interest income | | 34,879 | 107,711 |
| Dividend and distribution income | | 442,562 | 1,322,383 |
| Net gains/(Losses) on financial instruments held at fair value through profit or loss | | (561,995) | (3,372,705) |
| Total net investment income/(loss) | | (84,554) | (1,942,611) |
| Expenses | | | |
| Management fees | 15 | 137,606 | 232,064 |
| Dividend expense sold short | | 61,824 | 205,272 |
| Transaction costs | | 26,029 | 29,455 |
| Other operating expenses | 13 | 290,731 | 42,906 |
| Total operating expenses | | 516,190 | 509,697 |
| Operating profit/(loss) for the year | | (600,744) | (2,452,308) |
| Finance costs attributable to unitholders | | | |
| Distributions to unitholders | 12 | (798,663) | (1,131,754) |
| Decrease in net assets attributable to unitholders | 11 | 1,399,407 | 3,584,062 |
| Profit/(loss) for the year | | - | - |
| Other comprehensive income for the year | | - | - |
| Total comprehensive income for the year | | - | - |

The above statement of profit or loss and other comprehensive income should be read in conjunction with the accompanying notes.

Financial Statement

Statement of financial position As at 30 June 2017

| | Note | 2017 \$ | 2016 \$ |
|---|------|--------------------|---------------------|
| Assets | | | |
| Cash and cash equivalents | 8 | 1,948,347 | 3,301,708 |
| Dividends Receivable | | 2,855 | 214,151 |
| Receivables | | 49,711 | 20,125 |
| Due from brokers - receipts for securities sold | | 116,649 | - |
| Financial assets held at fair value through profit or loss | 9 | 7,081,995 | 12,684,527 |
| Total assets | | 9,199,557 | 16,220,511 |
| Liabilities | | | |
| Distributions payable | 12 | 198,248 | 69,147 |
| Dividend payable | | 8,703 | - |
| Due to brokers - payable for securities purchased | | 82,370 | 55,773 |
| Financial liabilities held at fair value through profit or loss | 10 | 772,060 | 2,863,849 |
| Other payables | | 59,464 | 21,987 |
| Total liabilities (excluding net assets attributable to unitholders) | | 1,120,845 | 3,010,756 |
| Net assets attributable to unitholders – liability | 11 | 8,078,712 | 13,209,755 |
| Liabilities attributable to unitholders | | (8,078,712) | (13,209,755) |
| Net assets | | - | - |

The above statement of financial position should be read in conjunction with the accompanying notes.

Financial Statement

Statement of changes in equity For the year ended 30 June 2017

| | Note | 2017 \$ | 2016 \$ |
|--|------|------------|------------|
| Balance at the beginning of the financial year | | | |
| Profit/(loss) for the year | | - | - |
| Other comprehensive income | | - | - |
| Total comprehensive income | | - | - |
| Transactions with unitholders in their capacity as unitholders | | - | - |
| Total equity at the end of the financial year | | - | - |

Under Australian Accounting Standards, net assets attributable to unitholders are classified as liability rather than equity. As a result, there was no equity at the start or end of the financial year.

The above statement of changes in equity should be read in conjunction with the accompanying notes.

Financial Statement

Statement of cash flows For the year ended 30 June 2017

| | Note | 2017 \$ | 2016 \$ |
|---|-------|--------------|--------------|
| Cash flows from operating activities | | | |
| Proceeds from sale of financial instruments held at fair value through profit or loss | | 31,741,155 | 51,244,496 |
| Purchase of financial instruments held at fair value through profit or loss | | (28,882,458) | (53,069,044) |
| Transaction costs on sale and purchase of financial instruments | | (26,029) | (29,455) |
| Dividends and distributions received | | 653,910 | 1,170,192 |
| Interest received | | 39,411 | 118,926 |
| GST recovered/(paid) | | (34,119) | (2,005) |
| Dividend expense short sold | | (53,121) | (205,272) |
| Management fees paid | | (143,335) | (250,469) |
| Other operating expenses paid | | (242,485) | (50,270) |
| Net cash inflow/(outflow) from operating activities | 16(a) | 3,052,929 | (1,072,901) |
| Cash flows from financing activities | | | |
| Proceeds from applications by unitholders (excluding treasury units) | | 3,408,724 | 2,352,113 |
| Payments for redemptions by unitholders (excluding treasury units) | | (3,493,101) | (5,060,080) |
| Proceeds from treasury unit applications | | 130,032 | 2,650,691 |
| Payments for treasury unit redemptions | | (3,782,383) | (6,657,437) |
| Distributions paid | | (669,562) | (1,027,438) |
| Net cash (inflow)/outflow from financing activities | | (4,406,290) | (7,742,151) |
| Net (decrease)/increase in cash and cash equivalents | | (1,353,361) | (8,815,052) |
| Cash and cash equivalents at the beginning of the year | | 3,301,708 | 12,116,760 |
| Cash and cash equivalents at the end of the year | 8 | 1,948,347 | 3,301,708 |
| Non-cash financing activities | 16(b) | 121,724 | 156,524 |

The above statement of cash flows should be read in conjunction with the accompanying notes.

Notes to Financial Statements

Contents

| | |
|----|---|
| 1 | General information |
| 2 | Significant accounting policies |
| 3 | Other significant accounting policies |
| 4 | Critical accounting judgements, estimates and assumptions |
| 5 | Operating segments |
| 6 | Financial instruments |
| 7 | Fair value measurement |
| 8 | Cash and cash equivalents |
| 9 | Financial assets held at fair value through profit or loss |
| 10 | Financial liabilities held at fair value through profit or loss |
| 11 | Net assets attributable to unitholders |
| 12 | Distributions to unitholders |
| 13 | Expenses |
| 14 | Remuneration of auditors |
| 15 | Related party transactions |
| 16 | Reconciliation of profit to net cash inflow/(outflow) from operating activities |
| 17 | Events after the reporting period |
| 18 | Commitments |
| 19 | Contingent assets and liabilities |

Notes to Financial Statements

Note 1. General information

These financial statements cover Aurora Dividend Income Trust (Managed Fund) (the "Trust") as an individual entity. The Trust commenced operations on 8 February 2011 and is domiciled in Australia.

The Responsible Entity of the Trust is Aurora Funds Management Limited (the "Responsible Entity"). The Responsible Entity's registered office is Suite 613, Level 6 St Kilda Road, Melbourne VIC 3000. The financial statements are presented in Australian currency.

It is recommended that these financial statements are considered together with the current product disclosure document and in accordance with the provisions of the governing documents of the Trust, and any public announcements made by the Trust during the year ended 30 June 2017 in accordance with the continuous disclosure obligations arising under the *Corporations Act 2001* and ASX listing rules.

The principal activities of the Trust during the financial year were managing its investment strategy in accordance with the provision of the Trust Constitution and the Product Disclosure Statement.

The financial statements were authorised for issue by the directors of the Responsible Entity as at the date of the directors' report. The directors of the Responsible Entity have the power to amend and reissue the financial statements.

Note 2. Adoption of new and revised Accounting Standards

New, revised or amending Accounting Standards and Interpretations adopted

The Trust has adopted all of the new, revised or amending Accounting Standards and Interpretations issued by the Australian Accounting Standards Board ('AASB') that are mandatory for the current reporting period.

Any new, revised or amending Accounting Standards or Interpretations that are not yet mandatory have not been early adopted.

New Accounting Standards and Interpretations not yet mandatory or early adopted

Australian Accounting Standards and Interpretations that have recently been issued or amended but are not yet mandatory, have not been early adopted by the Trust for the annual reporting period ended 30 June 2017. The Trust's assessment of the impact of these new or amended Accounting Standards and Interpretations, most relevant to the Trust, as set out below.

AASB 9 Financial Instruments

This standard is applicable to annual reporting periods beginning on or after 1 January 2018. This standard replaces all previous versions of AASB 9 and completes the project to replace IAS 39 'Financial Instruments: Recognition and Measurement'. AASB 9 introduces new classification and measurement models for financial assets. New simpler hedge accounting requirements are intended to more closely align with the risk management activities of the Trust. New impairment requirements will use an 'expected credit loss' ('ECL') model to recognize an allowance.

The Trust intends to apply the standard from 1 July 2018 and is currently working through the financial statement impact of this new standard. The magnitude of the financial impacts on transition and on the comparative financial year is yet to be determined, as a result, at this time the Trust cannot make a reasonable quantitative estimate of the effects of the new standard.

Notes to Financial Statements

Note 2. Adoption of new and revised Accounting Standards (continued)

AASB 15 Revenue from Contracts with Customers

This standard is applicable to annual reporting periods beginning on or after 1 January 2018. The standard provides a single standard for revenue recognition. The core principle of the standards is that an entity will recognise revenue to depict the transfer of promised goods or services to customers in an amount that reflects the consideration to which the entity expects to be entitled in exchange for those goods or services. The standard will require: contracts (either written, verbal or implied) to be identified, together with the separate performance obligations within the contract; determine the transaction price, adjusted for the time value of money excluding credit risk; allocation of the transaction price to the separate performance obligations on a basis of relative stand-alone selling price of each distinct good or service, or estimation approach if no distinct observable prices exist; and recognition of revenue when each performance obligation is satisfied. Credit risk will be presented separately as an expense rather than adjusted to revenue. For goods, the performance obligation would be satisfied when the customer obtains control of the goods. For services, the performance obligation is satisfied when the service has been provided, typically for promises to transfer services to customers. For performance obligations satisfied over time, an entity would select an appropriate measure of progress to determine how much revenue should be recognised as the performance obligation is satisfied. Contracts with customers will be presented in an entity's statement of financial position as a contract liability, a contract asset, or a receivable, depending on the relationship between the entity's performance and the customer's payment. Sufficient quantitative and qualitative disclosure is required to enable users to understand the contracts with customers; the significant judgements made in applying the guidance to those contracts; and any assets recognised from the costs to obtain or fulfil a contract with a customer.

The Trust will adopt this standard from 1 July 2018. The changes in revenue recognition requirements in AASB 15 are not expected to have a significant impact on the timing and amount of revenue recorded in the financial statements, or result in significant additional disclosures.

Note 3. Significant accounting policies

The principal accounting policies adopted in the preparation of the financial statements are set out either in the respective notes or below. These policies have been consistently applied to all the years presented, unless otherwise stated.

Basis of preparation

These general purpose financial statements have been prepared in accordance with Australian Accounting Standards and Interpretations issued by the Australian Accounting Standards Board ('AASB') and the *Corporations Act 2001*, as appropriate for for-profit oriented entities. These financial statements also comply with International Financial Reporting Standards as issued by the International Accounting Standards Board ('IASB').

The financial statements have been prepared on the basis of fair value measurement of assets and liabilities, except where otherwise stated.

The Statement of Financial Position is presented on a liquidity basis. Assets and liabilities are presented in decreasing order of liquidity and do not distinguish between current and non-current. All balances are expected to be recovered or settled within twelve months, except for investments in financial assets and net assets attributable to unitholders. The amount expected to be recovered or settled within twelve months after the end of each reporting period cannot be reliably determined.

Critical accounting estimates

The preparation of the financial statements requires the use of certain critical accounting estimates. It also requires management to exercise its judgement in the process of applying the Trust's accounting policies. The areas involving a higher degree of judgement or complexity, or areas where assumptions and estimates are significant to the financial statements, are disclosed in Note 4.

Receivables

Receivables may include amounts for dividends, interest, trust distributions and securities sold where settlement has not yet occurred. Dividends and trust distributions are accrued when the right to receive payment is established. Interest is accrued at the end of each reporting period from the time of last payment. Amounts are generally due for settlement within 30 days of being recorded as receivables.

Notes to Financial Statements

Note 3. Significant accounting policies (continued)

Collectability of trade receivables is reviewed on an ongoing basis. Debts which are known to be uncollectable are written off by reducing the carrying amount directly. A provision for impairment of trade receivables is raised when there is objective evidence that the Trust will not be able to collect all amounts due according to the original terms of the receivables. Significant financial difficulties of the debtor, probability that the debtor will enter bankruptcy or financial reorganisation and default or delinquency in payments (more than 30 days overdue) are considered indicators that the trade receivable may be impaired. The amount of the impairment allowance is the difference between the asset's carrying amount and the present value of estimated future cash flows, discounted at the original effective interest rate. Cash flows relating to short-term receivables are not discounted if the effect of discounting is immaterial.

The amount of the impairment loss is recognised in the Statement of Profit or Loss and Other Comprehensive Income within other expenses. When a trade receivable for which an impairment allowance had been recognised becomes uncollectible in a subsequent period, it is written off against the allowance account. Subsequent recoveries of amounts previously written off are credited against other expenses in the Statement of Profit or Loss and Other Comprehensive Income.

Due from/to brokers

Amounts due from/to brokers represent receivables for securities sold and payables for securities purchased that have been contracted for but not yet delivered by the end of the year. Trades are recorded on trade date, and for equities normally settled within two business days. A provision for impairment of amounts due from brokers is established when there is objective evidence that the Trust will not be able to collect all amounts due from the relevant broker. Indicators that the amount due from brokers is impaired include significant financial difficulties of the broker, probability that the broker will enter bankruptcy or financial reorganisation and default in payments.

Payables

All expenses, including Responsible Entity's fees and custodian fees are recognised in the Statement of Profit or Loss and Other Comprehensive Income on an accrual basis. Unpaid amount is recognised in the Statement of Financial Position as other payables.

Investment income

Interest income is recognised in profit or loss for all financial instruments that are not held at fair value through profit or loss using the effective interest method. Interest income on assets held at fair value through profit or loss is included in the net gains/(losses) on financial instruments. Other changes in fair value for such instruments are recorded in accordance with the policies described in Note 6.

The effective interest method is a method of calculating the amortised cost of a financial asset or financial liability and of allocating the interest income or interest expense over the relevant period. The effective interest rate is the rate that exactly discounts estimated future cash payments or receipts throughout the expected life of the financial instrument, or a shorter period where appropriate, to the net carrying amount of the financial asset or liability. When calculating the effective interest rate, the Trust estimates cash flows considering all contractual terms of the financial instrument but does not consider future credit losses. The calculation includes all fees paid or received between the parties to the contract that are an integral part of the effective interest rate, transaction costs and all other premiums or discounts when it is probable that the economic benefit will flow to the Trust and the revenue can be reliably measured. Revenue is measured at the fair value of the consideration received or receivable.

Dividend income is recognised on the ex-dividend date, inclusive of any related foreign withholding tax. The Trust currently incurs withholding tax imposed by certain countries on investment income. Such income is recorded net of withholding tax in the Statement of Profit or Loss and Other Comprehensive Income.

Dividends declared on securities sold short are recorded as a dividend expense on the ex-dividend date. Trust distributions are recognised on an entitlements basis.

Notes to Financial Statements

Note 3. Significant accounting policies (continued)

Expenses

All expenses, including Responsible Entity's fees and custodian fees are recognised in the Statement of Profit or Loss and Other Comprehensive Income on an accrual basis.

Goods and Services Tax ('GST')

The GST incurred on the costs of various services provided to the Trust by third parties, have been passed onto the Trust. The Trust qualifies for Reduced Input Tax Credits (RITCs) at a rate of 55% or 75%; hence management fees, custodial fees and other expenses have been recognised in the Statement of Profit or Loss and Other Comprehensive Income net of the amount of GST recoverable from the Australian Taxation Office (ATO). Accounts payable are inclusive of GST. The net amount of GST recoverable from the ATO is included in receivables in the Statement of Financial Position. Cash flows relating to GST are included in the statement of cash flows on a gross basis.

Income tax

Under current legislation, the Trust is not subject to income tax as unitholders are presently entitled to the income of the Trust. The benefit of imputation credits and foreign tax paid is passed on to unitholders.

Foreign currency translation

(i) Functional and presentation currency

Items included in the Trust's financial statements are measured using the currency of the primary economic environment in which it operates (the "functional currency"). This is the Australian dollar, which reflects the currency of the economy in which the Trust competes for funds and is regulated. The Australian dollar is also the Trust's presentation currency.

(ii) Transactions and balances

Foreign currency transactions are translated into the functional currency using the exchange rates prevailing at the dates of the transactions. Foreign exchange gains and losses resulting from the settlement of such transactions and from the translations at year end exchange rates, of monetary assets and liabilities denominated in foreign currencies are recognised in the Statement of Profit or Loss and Other Comprehensive Income.

Non-monetary items that are measured at fair value in a foreign currency are translated using the exchange rates at the date when the fair value was determined. Translation differences on assets and liabilities carried at fair value are reported in the Statement of Profit or Loss and Other Comprehensive Income on a net basis within net gains/(losses) on financial instruments held at fair value through profit or loss.

Note 4. Critical accounting judgements, estimates and assumptions

The preparation of the financial statements require management to make judgements, estimates and assumptions that affect the reported amounts in the financial statements. Management continually evaluates its judgements and estimates in relation to assets, liabilities, contingent liabilities, revenue and expenses. Management bases its judgements, estimates and assumptions on historical experience and on other various factors, including expectations of future events, management believes to be reasonable under the circumstances. The resulting accounting judgements and estimates will seldom equal the related actual results. The judgements, estimates and assumptions that have a significant risk of causing a material adjustment to the carrying amounts of assets and liabilities (refer to the respective notes) within the next financial year are discussed below.

For the majority of the Trust's financial instruments, quoted market prices are readily available. However, certain financial instruments, for example, over-the-counter derivatives or unquoted securities are fair valued using valuation techniques. Where valuation techniques are used to determine fair values, they are validated and periodically reviewed by experienced personnel of the Responsible Entity, independent of the team that created them. For more information on how fair value is calculated please see Note 7 to the financial statements.

For certain other financial instruments, including amounts due from/to brokers and payables, the carrying amounts approximate fair value due to the immediate or short term nature of these financial instruments.

Notes to Financial Statements

Note 5. Operating segments

Identification of reportable operating segments

The Trust comprised the single business segment which operates solely in the business of investment management within Australia. While the Trust operates within Australia only (the geographical segment), the Trust may have asset exposures in different countries and across different industries.

Operating segment information

As the Trust operates in a single business and geographic segment, these financial statements represent the required financial information of that segment.

Accounting policy for operating segments

Operating segments are presented using the 'management approach', where the information presented is on the same basis as the internal reports provided to the Chief Operating Decision Makers ('CODM') which has been identified as the Board of Directors. The CODM is responsible for the allocation of resources to operating segments and assessing their performance.

Note 6. Financial Instruments

Capital risk management

The Trust considers its net assets attributable to unitholders as capital, notwithstanding net assets attributable to unitholders are classified as a liability. The amount of net assets attributable to unitholders can change significantly on a daily basis as the Trust is subject to daily applications and redemptions at the discretion of unitholders.

Daily applications and redemptions are reviewed relative to the liquidity of the Trust's underlying assets on a daily basis by the Responsible Entity. Under the terms of the Trust Constitution, the Responsible Entity has the discretion to reject an application for units and to defer or adjust a redemption of units if the exercise of such discretion is in the best interests of unitholders.

Financial risk management

The Trust's activities expose it to a variety of financial risks which is reflected in the Trust's net gains/losses: market risk (including price risk, currency risk and interest rate risk), credit risk and liquidity risk.

The Trust's overall risk management program focusses on ensuring compliance with the Trust's Product Disclosure Statement and seeks to maximize the returns derived for the level of risk to which the Trust is exposed. Financial risk management is carried out by the investment management department of the Responsible Entity under policies approved by the Board of Directors of the Responsible Entity ("the Board").

The Trust uses different methods to measure different types of risk to which it is exposed. These methods include sensitivity analysis in the case of interest rate, ageing analysis for credit risk and beta analysis in respect of investment portfolios to determine market risk.

(a) Market risk

(i) Price risk

Price risk is the risk that the value of the Trust's investment portfolio will fluctuate as a result of changes in market prices. This risk is managed by the Responsible Entity through ensuring that all activities are transacted in accordance with mandates, overall investment strategy and within approved limits. Market price risk analysis is conducted regularly by the investment manager on a total portfolio basis, which includes the effect of derivatives.

The Trust is exposed to equity securities and derivative securities price risk. This arises from investments held by the Trust for which prices in the future are uncertain. Investments are classified in the Statement of Financial Position as at fair value through profit or loss. All securities investments present a risk of loss of capital. Except for equities sold short, the maximum risk resulting from financial instruments is determined by the fair value of the financial instruments. Possible losses from equities sold short can be unlimited.

Notes to Financial Statements

Note 6. Financial Instruments (continued)

A sensitivity analysis was performed showing how the effect of a 10% increase (2016: 10%) and a 10% decrease (2016: 10%) in market prices would have increased/decreased the impact on operation profit/net assets attributable to unitholders as at 30 June 2017. The results of this analysis are disclosed in Note 6(b).

(ii) Foreign exchange risk

Foreign exchange risk arises as the value of monetary securities denominated in other currencies will fluctuate due to changes in exchange rates.

The Trust has no direct exposure to foreign currency and no sensitivity analysis was performed.

(iii) Cash flow and fair value interest rate risk

The Trust is exposed to cash flow interest rate on financial instruments with variable interest rates.

The Trust's interest bearing financial assets expose it to risks associated with the effects of fluctuations in the prevailing levels of market interest rates on its financial position and cash flows. The risk is measured using sensitivity analysis. The only financial assets held by the Trust subject to interest rate risk are cash and cash equivalents.

The Trust has direct exposure to interest rate changes on the valuation and cash flows of its interest bearing assets and liabilities. However, it may also be indirectly affected by the impact of interest rate changes on the earnings of certain companies in which the Trust invests and impact on the valuation of certain assets that use interest rates as input in their valuation model. Therefore, the sensitivity analysis may not fully indicate the total effect on the Trust's net assets attributable to unitholders of future movements in interest rates.

Interest rate risk is the risk that the value of a financial instrument will fluctuate due to changes in market interest rates. There is no significant direct interest rate risk in the Trust as the Trust does not hold interest rate sensitive financial instruments. The interest rates on deposits at bank and on bank overdrafts are both rates referenced to RBA cash rate. A sensitivity analysis was performed showing how the effect of a 100 basis point increase (2016: 100 basis point) and a 100 basis point decrease (2016: 100 basis point) in interest rates on cash and cash equivalents would have increased/decreased the impact on operating profit/net assets attributable to unitholders as at 30 June 2017. The results of this analysis are disclosed in Note 6(b).

Notes to Financial Statements

Note 6. Financial Instruments (continued)

The table below summarises the Trust's exposure to interest rate risks. It includes the Trust's assets and liabilities at fair value, categorised by the earlier of contractual repricing or maturity dates.

| | Floating interest rate | Fixed interest rate | Non interest bearing | Total |
|---|------------------------------|---------------------------|----------------------------|-----------|
| 30 June 2017 | | | | |
| Financial assets | AUD | AUD | AUD | AUD |
| Cash and cash equivalents/(bank overdraft) | 1,948,347 | - | - | 1,948,347 |
| Dividends receivable | - | - | 2,855 | 2,855 |
| Receivables | - | - | 49,711 | 49,711 |
| Due from brokers – receipt for securities sold | - | - | 116,649 | 116,649 |
| Financial assets held at fair value through profit or loss | - | - | 7,081,995 | 7,081,995 |
| Financial liabilities | | | | |
| Distribution payable | - | - | (198,248) | (198,248) |
| Dividend payable | - | - | (8,703) | (8,703) |
| Due to brokers – receipts for securities bought | - | - | (82,370) | (82,370) |
| Financial liabilities held at fair value through profit or loss | - | - | (772,060) | (772,060) |
| Other payables | - | - | (59,465) | (59,465) |
| Net exposure | 1,948,347 | - | 6,130,364 | 8,078,711 |

| | Floating interest rate | Fixed interest rate | Non interest bearing | Total |
|---|------------------------------|---------------------------|----------------------------|-------------|
| 30 June 2016 | | | | |
| Financial assets | AUD | AUD | AUD | AUD |
| Cash and cash equivalents | 3,301,708 | - | - | 3,301,708 |
| Dividends receivable | - | - | 214,151 | 214,151 |
| Receivables | - | - | 20,125 | 20,125 |
| Due from brokers – receipt for securities sold | - | - | - | - |
| Financial assets held at fair value through profit or loss | - | - | 12,684,527 | 12,684,527 |
| Financial liabilities | | | | |
| Distribution payable | - | - | (69,147) | (69,147) |
| Dividend payable | - | - | - | - |
| Due to brokers – receipts for securities bought | - | - | (55,773) | (55,773) |
| Financial liabilities held at fair value through profit or loss | - | - | (2,863,849) | (2,863,849) |
| Other payables | - | - | (21,988) | (21,988) |
| Net exposure | 3,301,708 | - | 9,908,046 | 13,209,755 |

Notes to Financial Statements

Note 6. Financial Instruments (continued)

(b) Price risk and Interest rate risk

The following table summarises the sensitivity of the Trust's operating profit and net assets attributable to unitholders to the price risk and interest rate risk. The reasonably possible movements in the risk variables have been determined based on management's best estimate, having regard to a number of factors, including historical levels of changes in interest rates, foreign exchange rates and historical market volatility. However, actual movements in the risk variables may be greater or less than anticipated due to a number of factors, including unusually large market shocks resulting from changes in the performance of and/or correlation between the performance of the economies, markets and securities in which the Trust invests. As a result, historic variations in risk variables should not be used to predict future variations in the risk variables.

| | Price Risk | | Interest Rate Risk | |
|--------------|---|---------|--------------------|----------|
| | Impact on operating profit/net assets attributable to unitholders | | | |
| | -10% | +10% | -100 bps | +100 bps |
| | \$ | \$ | \$ | \$ |
| 30 June 2017 | (630,993) | 630,993 | (19,483) | 19,483 |
| 30 June 2016 | (982,068) | 982,068 | (33,017) | 33,017 |

In determining the impact of an increase/decrease in net assets attributable to unitholders arising from market risk, the Responsible Entity has considered prior period and expected future movements of the portfolio information in order to determine a reasonably possible shift in assumptions.

(c) Credit risk

Credit risk refers to the risk that a counterpart will default on its contractual obligations resulting in financial loss to the due.

The main concentration of credit risk to which the Trust is exposed arises from cash and cash equivalents and amounts due from other receivables.

Concentrations of credit risk are minimised primarily by:

- ensuring counterparties, together with the respective credit limits, are approved; and
- ensuring transactions are undertaken with a large number of counterparties.

The Trust has a prime brokerage agreement with Interactive Brokers, the Trust's prime broker, and some of the Trust's assets will be pledged as collateral for amounts drawn under the overdraft facility. There was no overdraft position as at 30 June 2017 (2016: nil).

Certain assets of the Trust will be held by the Custodian in segregated accounts together with assets deposited by it on behalf of other customers of the Custodian or Prime Broker. Such assets will not be mixed with the property of the Custodian or the Prime Broker and should not be available to third party creditors of the Custodian or Prime Broker in the event of insolvency of the Custodian or Prime Broker (as the case may be). However, the assets of the Trust held by a Custodian will be subject to a charge to secure the Trust's obligations to the Prime Broker.

The main concentration of credit risk to which the Trust is exposed arises from cash and cash equivalents.

The Trust has a material credit risk exposure to the banks (Westpac and Interactive Brokers) that hold the Trust's cash assets at 30 June 2017.

Notes to Financial Statements

Note 6. Financial Instruments (continued)

An analysis of exposure by rating is set out in the table below:

| | 2017 \$ | 2016 \$ |
|---------------|------------------|------------------|
| Rating | | |
| AA | 343,584 | 4,567 |
| A | - | 3,297,141 |
| BBB | 1,604,763 | - |
| Total | 1,948,347 | 3,301,708 |

(i) Settlement of securities transactions

All transactions in listed securities are settled/paid for upon delivery using approved brokers. The risk of default is considered low, as delivery of securities sold is only made once the broker has received payment. Payment is made once purchase on the securities have been received by the broker. The trade will fail if either party fails to meet its obligations.

(ii) Cash and cash equivalents

The exposure to credit risk for cash and cash equivalents is low as all counterparties have a rating of BBB or higher. In accordance with the Trust's Constitution, the investment manager monitors the Trust's credit position of a daily basis, and the Board of Directors reviews it on a quarterly basis.

(iii) Other

The Trust is not materially exposed to credit risk on other financial assets.

The maximum exposure to credit risk at the end of each reporting period is the carrying amount of the financial assets. None of these assets are impaired nor past due but not impaired.

(d) Liquidity risk

Liquidity risk is the risk that the Trust may not be able to generate sufficient cash resources to settle its obligations in full as they fall due or can only do so on terms that are materially disadvantageous.

The Trust is exposed to daily cash redemptions of redeemable units and daily margin calls on derivatives. It therefore primarily holds investments that are traded in an active market and can be readily disposed. Only a limited proportion of its assets are held in investments not actively traded on a stock exchange.

The majority of the Trust's listed securities are considered readily realisable, as they are listed on the Australian Securities Exchange.

Derivatives may also be used to improve the efficiency of implementing the investment strategy. Derivatives will only be held for a short period of time. The investment manager may not use derivatives or borrowings to gear the portfolio.

In order to manage the Trust's overall liquidity, the Responsible Entity has the discretion to reject an application for units and to defer or adjust a redemption of units if the exercise of such discretion is in the best interests of unitholders. Units are redeemed on demand at the unitholder's option. However, the Board does not envisage that the contractual maturity disclosed in the table below will be representative of the actual cash outflows, as holders of these instruments typically retain them for the medium to long term.

Notes to Financial Statements

Note 6. Financial Instruments (continued)

The table below analyses the Trust's non-derivative financial liabilities into relevant maturity groupings based on the remaining period at the end of the reporting period. The amounts in the table are the contractual undiscounted cash flows.

| 30 June 2017 | Less than 1 month | 1-6 months | 6-12 months | 1-2 years | Total |
|---|----------------------|------------------|----------------|-----------|------------------|
| Liabilities | | | | | |
| Distribution payable | 198,248 | - | - | - | 198,248 |
| Dividend payable | 8,703 | - | - | - | 8,703 |
| Due to brokers – payments for securities purchased | 82,370 | - | - | - | 82,370 |
| Financial liabilities held at fair value through profit or loss | 772,060 | - | - | - | 772,060 |
| Other payables | 59,465 | - | - | - | 59,465 |
| Net assets attributable to unitholders | - | 8,078,711 | - | - | 8,078,711 |
| Contractual cash flows (excluding gross settled derivatives) | 1,120,846 | 8,078,711 | - | - | 9,199,557 |

| 30 June 2016 | Less than 1 month | 1-6 months | 6-12 months | 1-2 years | Total |
|---|----------------------|---------------|----------------|-----------|-------------------|
| Liabilities | | | | | |
| Distribution payable | 69,147 | - | - | - | 69,147 |
| Dividend payable | - | - | - | - | - |
| Due to brokers – payments for securities purchased | 55,773 | - | - | - | 55,773 |
| Financial liabilities held at fair value through profit or loss | 2,863,849 | - | - | - | 2,863,849 |
| Other payables | 21,988 | - | - | - | 21,988 |
| Net assets attributable to unitholders | 13,235,886 | - | - | - | 13,235,886 |
| Contractual cash flows (excluding gross settled derivatives) | 16,246,643 | - | - | - | 16,246,643 |

Note 7. Fair value measurement

The Trust measures and recognises the following assets and liabilities at fair value on a recurring basis through profit or loss (FVTPL).

AASB 13 requires disclosure of fair value measurements by level of the following fair value hierarchy:

Fair value hierarchy

Level 1: Quoted prices (unadjusted) in active markets for identical assets or liabilities that the entity can access at the measurement date.

Level 2: Inputs other than quoted prices included within Level 1 that are observable for the asset or liability, either directly or indirectly.

Level 3: Unobservable inputs for the asset or liability.

(i) Fair value in an active market (level 1)

The fair value of financial assets and liabilities traded in active markets is based on their quoted market prices at the end of the reporting period without any deduction for estimated future selling costs.

The Trust values its investments in accordance with the accounting policies set out in this note. For the majority of its investments, the Trust relies on information provided by independent pricing services for the valuation of its investments.

Notes to Financial Statements

Note 7. Fair value measurement (continued)

The quoted market price used for financial assets held by the Trust is the current bid price; the appropriate quoted market price for financial liabilities is the current asking price. When the Trust holds derivatives with offsetting market risks, it uses mid-market prices as a basis for establishing fair values for the offsetting risk positions and applies this bid or asking price to the net open position, as appropriate.

A financial instrument is regarded as quoted in an active market if quoted prices are readily and regularly available from an exchange, dealer, broker, industry group, pricing service, or regulatory agency, and those prices represent actual and regularly occurring market transactions on an arm's length basis.

(ii) Fair value in an inactive or unquoted market (level 2 and level 3)

The fair value of financial assets and liabilities that are not traded in an active market is determined using valuation techniques. These include the use of recent arm's length market transactions, reference to the current fair value of a substantially similar other instrument, discounted cash flow techniques, option pricing models or any other valuation technique that provides a reliable estimate of prices obtained in actual market transactions.

Where discounted cash flow techniques are used, estimated future cash flows are based on management's best estimates and the discount rate used is a market rate at the end of the reporting period applicable for an instrument with similar terms and conditions.

For other pricing models, inputs are based on market data at the end of the reporting period. Fair values for unquoted equity investments are estimated, if possible, using applicable price/earnings ratios for similar listed companies adjusted to reflect the specific circumstances of the issuer.

Some of the inputs to these models may not be market observable and are therefore estimated based on assumptions. The output of a model is always an estimate or approximation of a value that cannot be determined with certainty, and valuation techniques employed may not fully reflect all factors relevant to the positions the Trust holds.

The following tables detail the Trust's assets and liabilities, measured or disclosed at fair value, using a three level hierarchy, based on the lowest level of input that is significant to the entire fair value measurement, being:

| 30 June 2017 | Level 1 \$ | Level 2 \$ | Level 3 \$ | Total \$ |
|--|------------------|---------------|---------------|------------------|
| Financial assets | | | | |
| Financial assets designated at fair value through profit or loss: | | | | |
| Listed equity securities | 6,814,495 | - | - | 6,814,495 |
| Listed unit trusts | 267,500 | - | - | 267,500 |
| Total financial assets | 7,081,995 | - | - | 7,081,995 |
| Financial liabilities | | | | |
| Financial liabilities designated at fair value through profit or loss: | | | | |
| Listed equity securities sold short | 772,060 | - | - | 772,060 |
| Total financial liabilities | 772,060 | - | - | 772,060 |

Notes to Financial Statements

Note 7. Fair value measurement (continued)

| 30 June 2016 | Level 1 \$ | Level 2 \$ | Level 3 \$ | Total \$ |
|--|-------------------|---------------|---------------|-------------------|
| Financial assets | | | | |
| Financial assets designated at fair value through profit or loss: | | | | |
| Listed equity securities | 8,774,592 | - | - | 8,774,592 |
| Listed unit trusts | 3,909,935 | - | - | 3,909,935 |
| Total financial assets | 12,684,527 | - | - | 12,684,527 |
| Financial liabilities | | | | |
| Financial liabilities designated at fair value through profit or loss: | | | | |
| Listed equity securities sold short | 2,863,849 | | | 2,863,849 |
| Total financial liabilities | 2,863,849 | - | - | 2,863,849 |

Transfers between levels

There were no transfers between levels during the financial year (2016: Nil).

Valuation techniques for fair value measurements

The carrying amounts of trade and other receivables and trade and other payables are assumed to approximate their fair values due to their short-term nature.

The fair value of financial liabilities is estimated by discounting the remaining contractual maturities at the current market interest rate that is available for similar financial liabilities.

Accounting policy for fair value measurement

When an asset or liability, financial or non-financial, is measured at fair value for recognition or disclosure purposes, the fair value is based on the price that would be received to sell an asset or paid to transfer a liability in an orderly transaction between market participants at the measurement date; and assume that the transaction will take place either: in the principal market; or in the absence of a principal market; in the most advantageous market.

Fair value is measured using the assumptions that market participants would use when pricing the asset or liability, assuming they act in their economic best interests. For non-financial assets, the fair value measurement is based on its highest and best use. Valuation techniques that are appropriate in the circumstances and for which sufficient data are available to measure fair value, are used, maximising the use of relevant observable inputs and minimising the use of unobservable inputs.

Assets and liabilities measured at fair value are classified into three levels using a fair value hierarchy that reflects the significance of the inputs used in making the measurements. Classifications are reviewed at each reporting date and transfers between levels are determined based on a reassessment of the lowest level of input that is significant to the fair value measurement.

For recurring and non-recurring fair value measurements, external valuers may be used when internal expertise is either not available or when the valuation is deemed to be significant. External valuers are selected based on market knowledge and reputation. Where there is a significant change in fair value of an asset or liability from one period to another, an analysis is undertaken, which includes a verification of the major inputs applied in the latest valuation and a comparison where applicable, with external sources of data.

For certain other financial instruments, including amounts due from/to brokers and payables, the carrying amounts approximate fair value due to the immediate or short term nature of these financial instruments.

Notes to Financial Statements

Note 8. Cash and cash equivalents

| | 2017 \$ | 2016 \$ |
|--|------------------|------------------|
| Cash at bank | 1,948,347 | 3,301,708 |
| Total cash and cash equivalents | 1,948,347 | 3,301,708 |

Accounting policy for cash and cash equivalents

Cash and cash equivalents includes cash on hand, deposits held at call with financial institutions, other short-term, highly liquid investments with original maturities of three months or less that are readily convertible to known amounts of cash and which are subject to an insignificant risk of changes in value, and bank overdrafts. Bank overdrafts are shown within borrowings in the Statement of Financial Position.

Payments and receipts relating to the purchase and sale of investment securities are classified as cash flows from operating activities in the Statement of Cash Flows, as movements in the fair value of these securities represent the Trust's main income generating activity.

Note 9. Financial assets held at fair value through profit or loss

| | 2017 \$ | 2016 \$ |
|---|------------------|-------------------|
| Designated at fair value through profit or loss | | |
| Listed equity securities | 6,814,495 | 8,774,592 |
| Listed unit trusts | 267,500 | 3,909,935 |
| Total financial assets held at fair value through profit or loss | 7,081,995 | 12,684,527 |

An overview of the risk exposure relating to financial assets held at fair value through profit or loss is included in Note 6.

Note 10. Financial liabilities held at fair value through to profit or loss

| | 2017 \$ | 2016 \$ |
|--|----------------|------------------|
| Designated at fair value through profit or loss | | |
| Listed equity securities sold short | 772,060 | 2,863,849 |
| Total financial liabilities held at fair value through profit or loss | 772,060 | 2,863,849 |

An overview of the risk exposure relating to financial liabilities held at fair value through profit or loss is included in Note 6.

Notes to Financial Statements

Note 11. Net assets attributable to unitholders

Movements in the number of units and net assets attributable to unitholders during the year were as follows:

| | 2017 No. | 2016 No. | 2017 \$ | 2016 \$ |
|---|--------------|--------------|-------------|--------------|
| Opening balance – excluding treasury units | 18,662,289 | 27,841,271 | | |
| Applications | 4,795,800 | 7,088,013 | | |
| Redemptions | (10,318,142) | (16,467,026) | | |
| Units issued upon reinvestment of distributions | 165,267 | 200,031 | | |
| Closing balance – excluding treasury units | 13,305,214 | 18,662,289 | | |
| Opening balance – treasury units | 2,392,859 | 1,093,222 | | |
| Applications | 5,390,906 | 9,731,576 | | |
| Redemptions | (183,197) | (3,295,099) | | |
| Cancellation of treasury units | (5,200,000) | (5,136,840) | | |
| Closing balance – treasury units | 2,400,568 | 2,392,859 | | |
| Opening balance – including treasury units | 21,055,148 | 28,934,493 | 13,209,755 | 23,375,770 |
| Applications | 10,186,706 | 16,819,589 | 3,417,032 | 5,002,804 |
| Redemptions | (10,501,339) | (19,762,125) | (7,270,392) | (11,741,281) |
| Units issued upon reinvestment of distributions | 165,267 | 200,031 | 121,724 | 156,524 |
| Cancellation of treasury units | (5,200,000) | (5,136,840) | - | - |
| Increase/(decrease) in net assets attributable to unitholders | - | - | (1,399,407) | (3,584,062) |
| Closing balance – including treasury units | 15,705,782 | 21,055,148 | 8,078,712 | 13,209,755 |

As stipulated within the Trust Constitution, each unit represents a right to an individual share in the Trust and does not extend to a right to the underlying assets of the Trust.

Accounting policy for net assets attributable to unitholders

Applications and redemptions for units can be conducted on the ASX platform (on market) or by using the current PDS (off market).

On market

Unitholders may instruct their stockbroker or financial adviser to purchase or sell units on the ASX platform.

Off Market

Applications received for units in the Trust are recorded net of any entry fees payable prior to the issue of units in the Trust. Redemptions from the Trust are recorded gross of any exit fees payable after the cancellation of units redeemed.

Unit redemption prices are determined by reference to the net assets for the Trust, divided by the number of units on issue.

Units are redeemable at the unitholders' option; however, applications and redemptions may be suspended by the Responsible Entity if it is in the best interests of the unitholders. The units are classified as financial liabilities as the Trust is required to distribute its distributable income. The units can be put back to the Trust at any time for cash based on the redemption price. The fair value of redeemable units is measured at the redemption amount that is payable (based on the redemption unit price) at the end of the reporting period if unitholders exercised their right to redeem units in the Trust.

The Responsible Entity manages a market making service for the Trust, and offers units for sale and bids to purchase units. Treasury unit trading is conducted to facilitate applications and redemptions through the ASX AQUA platform. The Responsible Entity monitors its holdings in treasury units and will generate more or cancel treasury units where appropriate.

Notes to Financial Statements

Note 12. Distribution to unitholders

The distributions for the year were as follows:

| | 2017 \$ | 2017 CPU | 2016 \$ | 2016 CPU |
|--|----------------|-------------|----------------|-------------|
| Quoted Units | | | | |
| Distributions paid | 585,347 | 3.89 | 885,739 | 4.23 |
| Distributions payable (30 June 2017 quarter) | 194,577 | 1.49 | 66,646 | 0.37 |
| Total distributions | 779,924 | 5.38 | 952,385 | 4.60 |
| Unquoted Units | | | | |
| Distributions paid | 15,068 | 3.89 | 176,867 | 4.23 |
| Distributions payable (30 June 2017 quarter) | 3,671 | 1.49 | 2,501 | 0.37 |
| Total distributions | 18,739 | 5.38 | 179,368 | 4.60 |

Accounting policy for distribution to unitholders

The Trust distributes its distributable income in accordance with the Trust Constitution, to unitholders by cash or reinvestment. The distributions are recognised in profit or loss as finance costs attributable to unitholders. Unpaid amount is recognised in the Statement of Financial Position.

Income not distributed is included in net assets attributable to unitholders. Movements in net assets attributable to unitholders are recognised in the Statement of Profit or Loss and Other Comprehensive Income as finance costs.

Note 13. Other operating expenses

| | 2017 \$ | 2016 \$ |
|---------------------------------------|----------------|---------------|
| Bank fees | 816 | 821 |
| Stock loan fees | 10,732 | 42,085 |
| Other expenses | 279,183 | - |
| Total other operating expenses | 290,731 | 42,906 |

The Trust announced via a fund update on its website that effective 8 August 2016, Aurora Funds Management Limited may begin charging all of its normal operating expenses to the Trust in accordance with the Trust's Constitution.

Notes to Financial Statements

Note 14. Remuneration of auditors

During the financial year, the following fees were paid or payable by the Trust for services provided by the auditor of the Trust. The auditor of the Trust is Deloitte Touche Tohmatsu (2016: Deloitte Touche Tohmatsu). The Responsible Entity is responsible for paying this remuneration of auditor on behalf of the Trust.

| | 2017 \$ | 2016 \$ |
|--|---------------|---------------|
| Audit and other assurance services | | |
| Audit and review of financial statements | 25,025 | 30,000 |
| Audit of compliance plan | 5,133 | 3,500 |
| Total remuneration for audit and other assurance services | 30,158 | 33,500 |
| Taxation services | | |
| Tax distribution review | 10,350 | 4,200 |
| Tax compliance services | 3,000 | 3,000 |
| Total remuneration for tax services | 13,350 | 7,200 |
| Total remuneration of Deloitte Touche Tohmatsu | 43,508 | 40,700 |

Note 15. Related party transactions

Responsible Entity

The Responsible Entity of Aurora Dividend Income Trust (Managed Fund) is Aurora Funds Management Limited. In the period to 30 June 2017, Aurora Funds Management Limited acquired units in Aurora Global Income Trust, as set out below.

Key management personnel unitholdings

No key management personnel of Aurora Dividend Income Trust held units in the Trust.

Key management personnel compensation

Key management personnel are paid by Aurora Funds Management Limited. Payments made from the Trust to Aurora Funds Management Limited do not include any amounts directly attributable to the compensation of key management personnel.

Related party unitholdings

The interests in the Trust held by other managed investment schemes also managed by the Responsible Entity are shown as follows:

| 30 June 2017 | No. of units held opening | No. of units held closing | Fair value of investment | Interest held | No. of units acquired | No. of units disposed | Distributions paid/payable by the Trust |
|--|---------------------------------|---------------------------------|--------------------------------|------------------|-----------------------------|--------------------------|---|
| Aurora Fortitude Absolute Return Fund | - | 1,015,258 | \$631,186 | 6.46% | 4,482,740 | 3,467,482 | \$57,507 |

Notes to Financial Statements

Note 15. Related party transactions (continued)

| | No. of units held opening | No. of units held closing | Fair value of investment | Interest held | No. of units acquired | No. of units disposed | Distributions paid/payable by the Trust |
|--|---------------------------------|---------------------------------|--------------------------------|------------------|-----------------------------|--------------------------|---|
| 30 June 2016 | | | | | | | |
| Aurora Fortitude Absolute Return Fund | - | - | - | - | - | - | - |

Treasury units

The Trust may purchase and sell units in itself as part of its Treasury Unit trading activities. Details of the Trust's investments in itself are set out below:

| | No. of units held opening | No. of units held closing | Fair value of investment | Interest held | No. of units acquired | No. of units disposed | Distributions paid/payable by the Trust |
|---------------------------------|---------------------------------|---------------------------------|--------------------------------|------------------|-----------------------------|--------------------------|---|
| 30 June 2017 | | | | | | | |
| Aurora Dividend Income Trust | 2,392,859 | 2,400,568 | \$1,492,433 | 15.28% | 5,390,906 | 5,383,197 | \$- |

30 June 2016

| | | | | | | | |
|---------------------------------|-----------|-----------|-------------|-------|-----------|-----------|----------|
| Aurora Dividend Income Trust | 1,093,222 | 2,392,859 | \$1,708,741 | 8.40% | 9,731,576 | 8,431,949 | \$51,823 |
|---------------------------------|-----------|-----------|-------------|-------|-----------|-----------|----------|

The interests in the Trust held by the Responsible Entity are shown as follows:

| | No. of units held opening | No. of units held closing | Fair value of investment | Interes t held | No. of units acquired | No. of units disposed | Distributions paid/payable by the Trust |
|------------------------------------|---------------------------------|---------------------------------|--------------------------------|-------------------|-----------------------------|--------------------------|---|
| 30 June 2017 | | | | | | | |
| Aurora Funds Management Limited | - | 144,885 | \$90,075 | 0.92% | 144,885 | - | \$5,892 |

30 June 2016

| | | | | | | | |
|------------------------------------|---|---|---|---|---|---|---|
| Aurora Funds Management Limited | - | - | - | - | - | - | - |
|------------------------------------|---|---|---|---|---|---|---|

Notes to Financial Statements

Note 15. Related party transactions (continued)

Other related party information

Seventh Orion

Seventh Orion Pty Ltd as Trustee for the Aurora Investments Unit Trust (Seventh Orion) owns 100% of the ordinary shares of Aurora Funds Management Limited, being the Responsible Entity of Aurora Dividend Income Trust.

Seventh Orion Pty Ltd is 50% owned by John Patton, the Managing Director of Aurora Funds Management Limited.

Directorships

Mr John Patton was appointed to the Boards of the following listed entities held by other managed investment schemes also managed by the Responsible Entity:

- Mr Patton was appointed to the Board of Keybridge Capital Limited as a Non-Executive Director on 10 August 2016 and was subsequently appointed to the role of Executive Chairman on 13 October 2016; and
- Mr Patton was appointed to the Board of Metgasco Limited as a Non-Executive Director on 19 September 2016.

Investments

The Trust did not hold any investments in any schemes which are also managed by the Responsible Entity.

Responsible Entity's/manager's fees and other transactions

Under the terms of the Trust Constitution, the Responsible Entity is entitled to receive fees, calculated by reference to the average daily net assets (excluding net assets attributable to unitholders) of the Trust as follows:

- Management fee payable to the Responsible Entity is 0.97% (including GST) per annum;

The Trust announced via a fund update on its website that effective 8 August 2016, Aurora Funds Management Limited may begin charging all of its normal operating expenses to the Trust in accordance with the Trust's Constitution.

The transactions during the year and amounts payable at year end between the Trust and the Responsible Entity were as follows:

| | 2017 \$ | 2016 \$ |
|---|------------|------------|
| Management fees for the year paid/payable by the Trust to the Responsible Entity | 137,606 | 216,618 |
| Other expenses for the year paid/payable by the Trust to the Responsible Entity | 279,183 | - |
| Aggregate amount payable to the Responsible Entity for management fees at the end of the reporting period | 59,465 | 15,446 |

No amounts were paid by the Trust directly to the key management personnel of Aurora Funds Management Limited.

Notes to Financial Statements

Note 16. Reconciliation of profit to net cash inflow/(outflow) from operating activities

| | 2017 \$ | 2016 \$ |
|--|--------------|--------------|
| (a) Reconciliation of (loss)/profit to net cash inflow from operating activities | | |
| Profit/(loss) for the year | - | - |
| Decrease in net assets attributable to unitholders | (1,399,407) | (3,584,062) |
| Distribution to unitholders | 798,663 | 1,131,754 |
| Proceeds from sale of financial instruments held at fair value through profit or loss | 31,741,155 | 51,271,210 |
| Purchase of financial instruments held at fair value through profit or loss | (28,882,458) | (53,069,044) |
| Net losses on financial instruments held at fair value through profit or loss | 561,995 | 3,372,705 |
| Net change in receivables | 181,710 | (143,036) |
| Net change in payables | 51,271 | (52,429) |
| Net cash inflow/(outflow) from operating activities | 3,052,929 | (1,072,901) |
| | | |
| | 2017 \$ | 2016 \$ |
| (b) Non-cash financing activities | | |
| During the year, the following distribution payments were satisfied by the issue of units under the distribution reinvestment plan | 121,724 | 156,524 |

Note 17. Events after the reporting period

Other than the events mentioned in the Directors' Report, no significant events have occurred since the end of the reporting period which would impact on the financial position of the Trust disclosed in the Statement of Financial Position as at 30 June 2017 or on the results and cash flows of the Trust for the year ended on that date.

Note 18. Commitments

There were no commitments for the expenditure as at 30 June 2017 (2016: Nil).

Note 19. Contingent assets and liabilities

There were no contingent assets and liabilities as at 30 June 2017 (2016: Nil).

Directors' Declaration

The directors of the Responsible Entity declare that:

- (a) In the directors' opinion, there are reasonable grounds to believe that the Trust will be able to pay its debts as and when they become due and payable;
- (b) In the directors' opinion, the attached financial statements are in compliance with International Financial Reporting Standards as stated in Note 2 to the financial statements;
- (c) In the directors' opinion, the attached financial statements and notes thereto are in accordance with the *Corporations Act 2001*, including compliance with accounting standards and giving a true and fair view of the financial position and performance of the Trust; and
- (d) The directors have been given the declarations of the Responsible Entity made pursuant to s295(5) of the *Corporations Act 2001*.

This declaration is made in accordance with a resolution of the directors.

On behalf of the Responsible Entity, Aurora Fund Management Limited.

A handwritten signature in black ink, appearing to read 'John Patton', with a stylized, sweeping underline.

John Patton
Managing Director
31 August 2017

Independent Auditor's Report to the Unitholders of Aurora Dividend Income Trust (Managed Fund)

Report on the Audit of the Financial Report

Opinion

We have audited the financial report of Aurora Dividend Income Trust (Managed Fund) (the "Trust") which comprises the statement of financial position as at 30 June 2017, the statement of profit or loss and other comprehensive income, the statement of changes in equity and the statement of cash flows for the year then ended, and notes to the financial statements, including a summary of significant accounting policies and other explanatory information, and the directors' declaration.

In our opinion, the accompanying financial report of the Trust is in accordance with the *Corporations Act 2001*, including:

- (i) giving a true and fair view of the Trust's financial position as at 30 June 2017 and of its financial performance for the year then ended; and
- (ii) complying with Australian Accounting Standards and the *Corporations Regulations 2001*.

Basis for Opinion

We conducted our audit in accordance with Australian Auditing Standards. Our responsibilities under those standards are further described in the *Auditor's Responsibilities for the Audit of the Financial Report* section of our report. We are independent of the Trust in accordance with the auditor independence requirements of the *Corporations Act 2001* and the ethical requirements of the Accounting Professional and Ethical Standards Board's APES 110 *Code of Ethics for Professional Accountants* (the Code) that are relevant to our audit of the financial report in Australia. We have also fulfilled our other ethical responsibilities in accordance with the Code.

We confirm that the independence declaration required by the *Corporations Act 2001*, which has been given to the directors of Aurora Funds Management Limited (the "Responsible Entity"), would be in the same terms if given to the directors as at the time of this auditor's report.

We believe that the audit evidence we have obtained is sufficient and appropriate to provide a basis for our opinion.

Key Audit Matters

Key audit matters are those matters that, in our professional judgement, were of most significance in our audit of the financial report for the current period. These matters were addressed in the context of our audit of the financial report as a whole, and in forming our opinion thereon, and we do not provide a separate opinion on these matters.

| Key Audit Matter | How the scope of our audit responded to the Key Audit Matter |
|--|---|
| <p>Valuation and existence of financial assets and financial liabilities held at fair value through profit or loss</p> <p>As at 30 June 2017, the Trust's financial assets and financial liabilities held at fair value through profit or loss amounted to \$7.08 million and \$0.77 million as disclosed in Notes 9 and 10.</p> <p>These are the Trust's largest assets and they represent the most significant driver of the Trust's revenue and its performance.</p> | <p>Our procedures included, but were not limited to:</p> <ul style="list-style-type: none"> evaluating key controls in place at the outsourced service providers (i.e. custodian) in relation to the valuation and existence of financial assets and financial liabilities at fair value through profit or loss, including any exceptions noted; agreeing, on a sample basis, the valuation of listed equity securities to an independent pricing source; and agreeing, on a sample basis, the investment holdings to the external custodian holdings statement. <p>We also assessed the appropriateness of the disclosures in Notes 9 and 10 to the financial statements.</p> |

Other Information

The directors of the Responsible Entity (the "Directors") are responsible for the other information. The other information comprises the information included in the Trust's annual report for the year ended 30 June 2017, but does not include the financial report and our auditor's report thereon.

Our opinion on the financial report does not cover the other information and we do not express any form of assurance conclusion thereon.

In connection with our audit of the financial report, our responsibility is to read the other information and, in doing so, consider whether the other information is materially inconsistent with the financial report or our knowledge obtained in the audit, or otherwise appears to be materially misstated. If, based on the work we have performed, we conclude that there is a material misstatement of this other information, we are required to report that fact. We have nothing to report in this regard.

Responsibilities of the Directors for the Financial Report

The directors of the Trust are responsible for the preparation of the financial report that gives a true and fair view in accordance with Australian Accounting Standards and the *Corporations Act 2001* and for such internal control as the directors determine is necessary to enable the preparation of the financial report that gives a true and fair view and is free from material misstatement, whether due to fraud or error.

In preparing the financial report, the directors are responsible for assessing the ability of the Trust to continue as a going concern, disclosing, as applicable, matters related to going concern and using the going concern basis of accounting unless the directors either intend to liquidate the Trust or to cease operations, or has no realistic alternative but to do so.

Auditor's Responsibilities for the Audit of the Financial Report

Our objectives are to obtain reasonable assurance about whether the financial report as a whole is free from material misstatement, whether due to fraud or error, and to issue an auditor's report that includes our opinion. Reasonable assurance is a high level of assurance, but is not a guarantee that an audit conducted in accordance with the Australian Auditing Standards will always detect a material misstatement when it exists. Misstatements can arise from fraud or error and are considered material

if, individually or in the aggregate, they could reasonably be expected to influence the economic decisions of users taken on the basis of this financial report.


As part of an audit in accordance with the Australian Auditing Standards, we exercise professional judgement and maintain professional scepticism throughout the audit. We also:

- Identify and assess the risks of material misstatement of the financial report, whether due to fraud or error, design and perform audit procedures responsive to those risks, and obtain audit evidence that is sufficient and appropriate to provide a basis for our opinion. The risk of not detecting a material misstatement resulting from fraud is higher than for one resulting from error, as fraud may involve collusion, forgery, intentional omissions, misrepresentations, or the override of internal control.
- Obtain an understanding of internal control relevant to the audit in order to design audit procedures that are appropriate in the circumstances, but not for the purpose of expressing an opinion on the effectiveness of the Trust's internal control.
- Evaluate the appropriateness of accounting policies used and the reasonableness of accounting estimates and related disclosures made by the directors.
- Conclude on the appropriateness of the directors' use of the going concern basis of accounting and, based on the audit evidence obtained, whether a material uncertainty exists related to events or conditions that may cast significant doubt on the Trust's ability to continue as a going concern. If we conclude that a material uncertainty exists, we are required to draw attention in our auditor's report to the related disclosures in the financial report or, if such disclosures are inadequate, to modify our opinion. Our conclusions are based on the audit evidence obtained up to the date of our auditor's report. However, future events or conditions may cause the Trust to cease to continue as a going concern.
- Evaluate the overall presentation, structure and content of the financial report, including the disclosures, and whether the financial report represents the underlying transactions and events in a manner that achieves fair presentation.


We communicate with the directors regarding, among other matters, the planned scope and timing of the audit and significant audit findings, including any significant deficiencies in internal control that we identify during our audit.

We also provide the directors with a statement that we have complied with relevant ethical requirements regarding independence, and to communicate with them all relationships and other matters that may reasonably be thought to bear on our independence, and where applicable, related safeguards.

From the matters communicated with the directors, we determine those matters that were of most significance in the audit of the financial report of the current period and are therefore the key audit matters. We describe these matters in our auditor's report unless law or regulation precludes public disclosure about the matter or when, in extremely rare circumstances, we determine that a matter should not be communicated in our report because the adverse consequences of doing so would reasonably be expected to outweigh the public interest benefits of such communication.



DELOITTE TOUCHE TOHMATSU



Declan O'Callaghan
Partner
Chartered Accountants
Sydney, 31 August 2017

Additional Information

The additional information required by Australian Stock Exchange Limited Listing Rules and not disclosed anywhere in the report.

Investments

As at 30 June 2017, the Trust held the following investments:

8IP Emerging Companies Ltd
Australia and New Zealand Banking Group Limited
Clime Capital Limited
Commonwealth Bank of Australia
CMI Limited
National Bank Australia Limited
Pacific Star Network Limited
PTB Group Limited
Qantas Airways Limited
SPDR S&P/ASX 200 Fund
Sydney Airport Limited
Wealth Defender Equities Limited
Westfield Corporation
Wam Leaders Limited
Woolworths Limited

Target Asset Allocation

Asset Allocation (Net of Hedging) are as follows:

| | |
|---------------------|--------|
| Cash | 25-60% |
| Australian Equities | 40-75% |

Investment Strategy

The Trust seeks to achieve the objective by investing in a portfolio of companies listed on the Australian Securities Exchange (ASX) the Investment Manager expects will pay fully franked dividends.

The investments will be actively managed and selected at the discretion of the Investment Manager. The Investment Manager may also reduce part of the equity market exposure by short selling securities (by borrowing those securities and selling them).

The purpose of selling borrowed shares is to reduce the risk of loss from adverse market movements. This risk reduction is expected because most securities on the ASX are positively correlated. That is, on average, their prices tend to go up and down together. Consequently, when the market falls, we expect the securities the Trust owns (the long securities) will fall. Similarly, when the market falls we expect the securities the Trust is short will fall. If this is the case, the Trust will make a profit on the short securities. When the market falls, the profit on the short securities is expected to partially offset the loss on the long securities. The extent of the offset will depend upon the value of the short securities relative to the long securities and the extent to which the short securities and long securities are correlated. The opposite is expected to occur when the market rises.

Investment Transactions

The total number of trades for the Aurora Dividend Income Trust (Managed Fund) for the year was 596.

The total brokerage paid on these trades was \$26,029.

Unitholder Information

The unitholder information set out below was applicable as at 25 August 2017.

Distribution of holdings

| | Total holders | Units | Percentage of issued units |
|------------------|---------------|------------|----------------------------|
| 1 – 1,000 | 74 | 15,819 | 0.10 |
| 1,001 – 5,000 | 96 | 301,088 | 1.92 |
| 5,001 – 10,000 | 116 | 907,591 | 5.80 |
| 10,001 – 100,000 | 300 | 7,747,927 | 49.53 |
| 100,001 and over | 18 | 6,672,657 | 42.65 |
| Total | 604 | 15,645,082 | 100.00 |

The names of the twenty largest unitholders of ordinary units are listed below:

| | Number of units held | Percentage of issued units |
|-----------------------------------|----------------------|----------------------------|
| 1 BNP PARIBAS NOMINEES PTY LTD | 2,614,133 | 16.71 |
| 2 AURORA FORTITUDE ABSOLUTE | 1,015,258 | 6.49 |
| 3 MR BAILEY HUNTER + | 427,688 | 2.73 |
| 4 KALAM ENTERPRISES PTY LTD | 381,900 | 2.44 |
| 5 MR DAVID WILLMORE, | 228,928 | 1.46 |
| 6 HOWELL THE THIRD PTY LTD | 228,119 | 1.46 |
| 7 MR JONATHAN TWISTON CRISP + | 213,464 | 1.36 |
| 8 PETCOL NOMINEES PTY LIMITED | 203,256 | 1.30 |
| 9 TRENSIA SUPER PTY LIMITED | 201,242 | 1.29 |
| 10 MR PETER DAVID CROOKS, | 175,500 | 1.12 |
| 11 AURORA FUNDS MANAGEMENT | 144,885 | 0.93 |
| 12 HEATHROB NOMINEES PTY LTD | 137,280 | 0.88 |
| 13 MR ROBERT HUGH BOWMAN TAPLEY + | 131,364 | 0.84 |
| 14 JAGER INTERIORS PTY LTD | 119,073 | 0.76 |
| 15 MR BRUCE AUBIN INGLIS + | 117,401 | 0.75 |
| 16 MR RODERICK CRAIG HAMMOND + | 112,663 | 0.72 |
| 17 FGW DRAPER INVESTMENTS PTY LTD | 112,000 | 0.72 |
| 18 RLM SERVICES PTY LTD | 108,503 | 0.69 |
| 19 MR RINIE JOSEPH KLASSEN + | 100,000 | 0.64 |
| 20 EGLIT SUPERANNUATION ASSET'S | 95,491 | 0.61 |
| Total held by top twenty holders | 6,868,148 | 43.90 |

Substantial holders

The substantial shareholders of the Trust as at 25 August 2017 are listed below:

| Unitholder | Number of Units | Percentage of issued units |
|------------------------------|-----------------|----------------------------|
| BNP PARIBAS NOMINEES PTY LTD | 2,614,133 | 16.71 |
| AURORA FORTITUDE ABSOLUTE | 1,015,258 | 6.49 |
| Total | 3,629,391 | 23.20 |

Corporate Directory

| | |
|---------------------------------|---|
| Directors of Responsible Entity | John Patton - <i>Managing Director</i> Betty Poon - <i>Executive Director</i> Jeffrey Schwarz – <i>Non-Executive Director</i> |
| Company Secretary | Betty Poon |
| Registered Office | Suite 613, Level 6, No 370 St Kilda Road Melbourne, VIC 3004 |
| Share Register | Registry Direct Level 6, 2 Russell Street Melbourne, VIC 3000 |
| Auditor and Taxation Advisor | Deloitte Touche Tohmatsu Grosvenor Place 225 George Street Sydney, NSW 2000 |
| Solicitors | Norton Gledhill Level 23, 459 Collins Street Melbourne, VIC 3000 |
| Stock Exchange Listing | Aurora Dividend Income Trust (Managed Fund) units are listed on the Australian Securities Exchange (ASX code: AOD) |
| Website: | www.aurorafunds.com.au |
| Corporate governance statement | Aurora Funds Management's Corporate Governance Statement can be found on its website: http://www.aurorafunds.com.au/wp-content/uploads/Corporate-Governance-Statement.pdf |