

Portable brain imaging
anywhere, anytime.

emvisionmedical.com

EMVISION

Annual Report
2023



Dear Fellow Shareholders,

Our goal is to generate value by improving outcomes for stroke patients worldwide. Stroke is a leading cause of global death and disability and stroke care is estimated to account for 34% of all global healthcare expenditure. With effective treatments and interventions available, the development and commercialisation of EMVision's portable and accessible imaging technology will enable us to achieve our goal. A disciplined focus on our product development, clinical trials, regulatory pathway, podium strategy and commercial milestones is required, and we have reached several key milestones during the last twelve months. Innovation is at the core of what we do as we develop our world-first point-of-care brain scanner products. We are aiming to revolutionise the field of stroke care and have made excellent progress with our product pipeline. Our 1st generation device (Gen 1) is undergoing multi-site clinical trials with encouraging clinical feedback and early insights from Stage 1 recently announced. We look forward to sharing further insights as we progress through our trials. An advanced prototype of our 2nd generation first responder device (Gen 2) is now being fabricated for further bench testing and testing on healthy humans is targeted towards the end of the 2023 calendar year.

At present we are enrolling 150 suspected stroke patients, with our Gen 1 point-of-care brain scanner, at three leading stroke centres, in line with our plan. This is Stage 2 of the pre-validation phase of our trials where we are acquiring scans of acute patients at the 'front door' alongside follow up 'monitoring' scans. Importantly, we are able to feed this acute stroke and stroke mimic clinical data into our AI models to continue to strengthen our classification, localisation and imaging capabilities. The research teams of clinicians and nurses enrolling and scanning patients in our trial have also shared encouraging feedback on the user-friendly and non-invasive nature of our device. We are on track to reach our 150 Stage 2 enrolment target in CY Q4 2023. Stage 3 of our pre-validation trials is a mechanism to collect any additional datasets that will be helpful to achieve our objectives. Our trials will teach us a lot about the full capabilities of our novel technology as we prepare for our subsequent validation (sensitivity/specificity confirmation) stage. To that end, we plan to engage further with the FDA via the pre-submission process in the coming months.

In the meantime, we are progressing discussions with potential strategic and commercial partners for North America and other key markets. We are looking forward to showcasing our brain scanners at the world's premier medical imaging conference, Radiological Society of North America (RSNA), along with our partner, Keysight Technology (NYSE:KEYS) in November 2023 in Chicago. We are also increasing our engagement with key opinion leaders in stroke care at multiple leading stroke centres in the United States.

We believe that disciplined capital management and a commitment to pursuing non-dilutive funding pathways are key contributors to EMVision's long-term value creation. During the year we received \$11.75 million in non-dilutive funds, including \$2.5 million from NSW Medical Device Fund, \$3.75 million from the Modern Manufacturing Initiative grant program, \$3.0 million from the Australian Stroke Alliance "Golden Hour" project and a \$2.5 million R&D tax rebate. We are very appreciative of the financial and


collaborative support from these programs. Looking ahead, the Australian Stroke Alliance “Golden Hour” program is planning beyond successful development and testing, and towards implementation as a ‘continuity plan’. In addition, we expect to pursue complimentary non-dilutive funding and grants schemes that may be available in the new year.

On behalf of our Board we take this opportunity to recognise the outstanding efforts and commitment of the EMVision team. Our entire team is motivated to achieve our goal of improving stroke patient outcomes. We value the diversity of opinion and expertise our team brings with their strong innovation led mindset. Over a third of our team holds a PhD, with deep domain knowledge and research and analytical skills. Throughout the year the team has also managed a complex supply chain and built up our manufacturing processes and capabilities.

We anticipate that the coming year will deliver significant catalysts as we move closer to key commercialisation outcomes and we look forward to keeping our shareholders updated on our progress. We are grateful for your continued support.

A handwritten signature in black ink, appearing to read 'Scott Kirkland'.

Scott Kirkland
CEO and Managing Director

A handwritten signature in black ink, appearing to read 'John Keep'.

John Keep
Non-executive Chairman



EMVision Medical Devices Ltd
Appendix 4E
Final report

1. Company details

Name of entity:	EMVision Medical Devices Ltd
ABN:	38 620 388 230
Reporting period:	For the year ended 30 June 2023
Previous period:	For the year ended 30 June 2022

2. Results for announcement to the market

				\$
Revenues from ordinary activities	up	62%	to	7,092,740
Loss from ordinary activities after tax attributable to the owners of EMVision Medical Devices Ltd	down	37%	to	3,870,705
Loss for the year attributable to the owners of EMVision Medical Devices Ltd	down	37%	to	3,870,705

Dividends

	Amount per security Cents	Franked amount per security Cents
Final dividend for the year ended 30 June 2023	0.0	0.0
Interim dividend for the year ended 30 June 2023	0.0	0.0

No dividend has been declared.

Comments

Review of operations

The loss for the company for the year amounted to \$3,870,705 (2022: \$6,109,280).

During the year, the company increased revenue by 62% to \$7,092,740 (2022: \$4,376,014) largely from non-dilutive grant programs and a R&D tax rebate. The company had increased grant income of \$4,454,951 (2022: \$2,010,000) with grant funding generated from the Australian Stroke Alliance Limited ("ASA") grant program \$3,000,000 (2022: \$1,800,000) and the Modern Manufacturing Initiative Medical Products Manufacturing Translation Stream ("MMI") \$1,454,951 (2022: \$Nil). The ongoing ASA grant program supports the five-year "Golden Hour" project. During the year, the company was awarded \$5,000,000 in non-dilutive staged cash funding under the Federal Government's MMI Translation Stream grant program which supports the establishment of commercial production of EMVision's 1st Gen portable brain scanner.

The company also received a cash refund during the year of \$2,501,285 (2022 \$1,990,373) from its R&D Tax Incentive claim for the year ended 30 June 2023. The Australian Commonwealth Government's R&D Tax Incentive program provides a cash refund on eligible research and development activities performed by Australian companies.

Operating expenses during the year principally related to research and developments costs associated with the EMVision Technology, employee expenses, general corporate overheads and non-cash share-based payments associated with the issue of options and performance rights to Directors, management and employees and contractors, and depreciation of plant and equipment and leases.

Total administration, employee and research and development costs in the year of \$8,675,992 (2022: \$8,345,061) increased by 4.0% compared to the prior year. Employee expenses include EMVision's in-house product and development and research team. Research and developments costs include payments to third party research and engineering contractors, components and materials for clinical trial devices and ongoing prototyping and product development, and the company's multi-site clinical trials which commenced during the year.

Non-cash share-based payments during the year of \$1,910,166 (2022: \$1,878,770) are the expensing of options and performance rights issued to Directors, management and contractors over their vesting period.

EMVision Medical Devices Ltd
Appendix 4E
Final report

Net operating cash inflows for the year were \$834,154 (2022: \$3,782,038 outflows) with an increase in grant income (inclusive of GST) and the R&D tax rebate received in excess of total payments to suppliers and employees (inclusive of GST). Grant income cash receipts for the year, excluding GST, were received from the ASA \$3,000,000 (2022: \$1,800,000) and MMI \$3,750,000 (2022: \$Nil).

Investing cashflows for the year were \$187,293 (2022: \$191,119) with investment in plant and equipment at the company's office and in-house product development and lab facilities in Sydney and Brisbane.

Net financing cash inflows for the year were \$2,523,070 (2022: \$1,082,679) with grant funding received from the NSW Medical Devices Fund ("MDF") of \$2,500,000 (2022: \$Nil), excluding GST, partially offset by lease repayments of \$221,192 (2022: \$175,104) for the company's Head Office at Macquarie Park Sydney which includes small scale manufacturing facilities. The prior year also included proceeds received from the exercise of options (after share issue costs) of \$1,257,783.

On 27 January 2023, the company signed a Funding Agreement with NSW Health, acting through the Health Administration Corporation, for \$2,500,000 in non-dilutive funding from the NSW Medical Devices Fund (MDF). The NSW MDF supports bringing local innovation to market, provides connectivity and access to the broader NSW healthcare system and the funding will support the company's clinical studies. Repayment of the grant is triggered upon a "commercial success" milestone defined as \$500,000 positive EBITDA. The appropriate timing and structure of any repayment of the funds is to be agreed by both parties when approaching this milestone. Interest accrues at the lower of CPI and 3.5% from 1 July 2023 until repayment, unless agreed otherwise at the annual performance review.

The company had a net asset position at 30 June 2023 of \$5,115,045 (2022: \$7,081,322). The net asset position included cash of \$9,969,013 (2022: \$6,799,082), a \$480,000 (2022: \$480,000) intangible asset being patents for the EMVision Technology and deferred income of \$2,295,049 (2022: \$Nil) being the unearned portion of the \$3,750,000 funds received by the company during the year in relation to the MMI Translation Stream grant. Revenue recognised for the MMI grant amounted to \$1,454,951.

As an early-stage company, the company's business model is highly dependent on the achievement of continued technical development and clinical trial success, as well as future funding, regulatory approvals, customer engagement and general financial and economic factors.

3. Net tangible assets

	Reporting period Cents	Previous period Cents
Net tangible assets per ordinary security	<u>5.95</u>	<u>8.50</u>

4. Control gained over entities

Not applicable.

5. Loss of control over entities

Not applicable.

6. Details of associates and joint venture entities

Not applicable.


7. Audit qualification or review

The financial statements have been audited and an unqualified opinion has been issued.

8. Attachments

The Annual Report of EMVision Medical Devices Ltd for the year ended 30 June 2023 is attached.

9. Signed



Signed _____

Date: 29 August 2023

John Keep
Director

EMVision Medical Devices Ltd

ABN 38 620 388 230

Annual Report – 30 June 2023



EMVision Medical Devices Ltd
Corporate Directory
30 June 2023

Directors	John Keep Tony Keane Scott Kirkland Philip Dubois Geoff Pocock Ron Weinberger
Company secretary	Emma Waldon
Registered office	BDO (QLD) Pty Ltd Level 10, 12 Creek Street Brisbane QLD 4000
Principal place of business	Suite 4.01, 65 Epping Road Macquarie Park 2113 NSW
Share register	Link Administration Services Pty Limited QV1 Building, Level 12, 250 St Georges Terrace Perth WA 6000
Auditor	BDO Audit Pty Ltd 11/1 Margaret St Sydney NSW 2000
Solicitors	HWL Ebsworth Level 20, 240 St Georges Terrace, Alluvion Perth WA 6000
Bankers	National Australia Bank 292 Pitt Street Sydney NSW 2000
Stock exchange listing	EMVision Medical Devices Ltd shares are listed on the Australian Securities Exchange (ASX code: EMV)
Website	https://emvision.com.au/
Corporate Governance Statement	https://emvision.com.au/investors/

EMVision Medical Devices Ltd
Directors' Report
30 June 2023

The directors present their report, together with the financial statements, of EMVision Medical Devices Ltd (referred to hereafter as the 'company') for the year ended 30 June 2023.

Directors

The following persons were directors of EMVision Medical Devices Ltd during the whole of the financial year and up to the date of this report, unless otherwise stated:

John Keep
Tony Keane
Scott Kirkland
Philip Dubois
Geoff Pocock
Ron Weinberger

Principal activities

During the financial year the principal continuing activities of the company consisted of research and development of medical imaging and diagnostic technology previously licensed and subsequently acquired from Uniquet Pty Limited ('Uniquet') (the 'EMVision Technology'), for the purpose of commercialising a portable medical device for stroke diagnosis and monitoring as well as other medical imaging needs.

Dividends

There were no dividends paid during the financial year ended 30 June 2023.

Review of operations

The loss for the company for the year amounted to \$3,870,705 (2022: \$6,109,280).

During the year, the company increased revenue by 62% to \$7,092,740 (2022: \$4,376,014) largely from non-dilutive grant programs and a R&D tax rebate. The company had increased grant income of \$4,454,951 (2022: \$2,010,000) with grant funding generated from the Australian Stroke Alliance Limited ("ASA") grant program \$3,000,000 (2022: \$1,800,000) and the Modern Manufacturing Initiative Medical Products Manufacturing Translation Stream ("MMI") \$1,454,951 (2022: \$Nil). The ongoing ASA grant program supports the five-year "Golden Hour" project. During the year, the company was awarded \$5,000,000 in non-dilutive staged cash funding under the Federal Government's MMI Translation Stream grant program which supports the establishment of commercial production of EMVision's 1st Gen portable brain scanner.

The company also received a cash refund during the year of \$2,501,285 (2022 \$1,990,373) from its R&D Tax Incentive claim for the year ended 30 June 2023. The Australian Commonwealth Government's R&D Tax Incentive program provides a cash refund on eligible research and development activities performed by Australian companies.

Operating expenses during the year principally related to research and developments costs associated with the EMVision Technology, employee expenses, general corporate overheads and non-cash share-based payments associated with the issue of options and performance rights to Directors, management and employees and contractors, and depreciation of plant and equipment and leases.

Total administration, employee and research and development costs in the year of \$8,675,992 (2022: \$8,345,061) increased by 4.0% compared to the prior year. Employee expenses include EMVision's in-house product and development and research team. Research and developments costs include payments to third party research and engineering contractors, components and materials for clinical trial devices and ongoing prototyping and product development, and the company's multi-site clinical trials which commenced during the year.

Non-cash share-based payments during the year of \$1,910,166 (2022: \$1,878,770) are the expensing of options and performance rights issued to Directors, management and contractors over their vesting period.

EMVision Medical Devices Ltd
Directors' report
30 June 2023

Net operating cash inflows for the year were \$834,154 (2022: \$3,782,038 outflows) with an increase in grant income (inclusive of GST) and the R&D tax rebate received in excess of total payments to suppliers and employees (inclusive of GST). Grant income cash receipts for the year, excluding GST, were received from the ASA \$3,000,000 (2022: \$1,800,000) and MMI \$3,750,000 (2022: \$Nil).

Investing cashflows for the year were \$187,293 (2022: \$191,119) with investment in plant and equipment at the company's office and in-house product development and lab facilities in Sydney and Brisbane.

Net financing cash inflows for the year were \$2,523,070 (2022: \$1,082,679) with grant funding received from the NSW Medical Devices Fund ("MDF") of \$2,500,000 (2022: \$Nil), excluding GST, partially offset by lease repayments of \$221,192 (2022: \$175,104) for the company's Head Office at Macquarie Park Sydney which includes small scale manufacturing facilities. The prior year also included proceeds received from the exercise of options (after share issue costs) of \$1,257,783.

On 27 January 2023, the company signed a Funding Agreement with NSW Health, acting through the Health Administration Corporation, for \$2,500,000 in non-dilutive funding from the NSW Medical Devices Fund (MDF). The NSW MDF supports bringing local innovation to market, provides connectivity and access to the broader NSW healthcare system and the funding will support the company's clinical studies. Repayment of the grant is triggered upon a "commercial success" milestone defined as \$500,000 positive EBITDA. The appropriate timing and structure of any repayment of the funds is to be agreed by both parties when approaching this milestone. Interest accrues at the lower of CPI and 3.5% from 1 July 2023 until repayment, unless agreed otherwise at the annual performance review.

The company had a net asset position at 30 June 2023 of \$5,115,045 (2022: \$7,081,322). The net asset position included cash of \$9,969,013 (2022: \$6,799,082), a \$480,000 (2022: \$480,000) intangible asset being patents for the EMVision Technology and deferred income of \$2,295,049 (2022: \$Nil) being the unearned portion of the \$3,750,000 funds received by the company during the year in relation to the MMI Translation Stream grant. Revenue recognised for the MMI grant amounted to \$1,454,951.

As an early-stage company, the company's business model is highly dependent on the achievement of continued technical development and clinical trial success, as well as future funding, regulatory approvals, customer engagement and general financial and economic factors.

Significant changes in the state of affairs

There were no significant changes in the state of affairs of the company during the financial year.

Matters subsequent to the end of the financial year

No other matter or circumstance has arisen since 30 June 2023 that has significantly affected, or may significantly affect the company's operations, the results of those operations, or the company's state of affairs in future financial years.

Likely developments and expected results of operations

Refer to 'Review of operations' for information on likely developments in the operations of the company and the expected results of operations.

Environmental regulation

The company is not subject to any significant environmental regulation under Australian Commonwealth or State law.

EMVision Medical Devices Ltd
Directors' report
30 June 2023

Information on directors

Name: John Keep
Title: Non-Executive Chairman
Qualifications: Bachelor Degree (Economics and Financial Studies Major) from Macquarie University
Experience and expertise: Mr John Keep has extensive public company board experience as well as senior management experience in the healthcare and hospitality sectors including managing start up enterprises and medical diagnostic companies. Mr Keep led the successful restructuring and revitalization of the radiology company Queensland Diagnostic Imaging, Queensland's leading private radiology and diagnostic imaging group and at Lemarne Healthcare, a company specialising in the detection and treatment of skin cancer. Mr Keep is a director of Queensland Symphony Orchestra Holdings Ltd and Chairman of that company's Finance Audit and Risk Committee.

Other current directorships: None
Former directorships (last 3 years): None
Special responsibilities: Member of Audit & Risk Committee
Interests in shares: 2,066,670
Interests in options: 300,000

Name: Tony Keane
Title: Non-Executive Director
Qualifications: Bachelor of Science (Mathematics) degree from University of Adelaide, a Graduate Diploma in Corporate Finance from Swinburne and a Graduate of the Australian Institute of Company Directors
Experience and expertise: Mr Tony Keane is an experienced business and finance executive and holds a number of independent non-executive director and advisory board roles. Mr Keane also undertakes finance advisory and consultancy assignments for various business clients and previously held numerous roles with a major trading bank principally in business, corporate and institutional banking.

Mr Keane is currently an Independent Non-Executive Director and Chairman of National Storage Holdings Ltd, the holding company established for National Storage REIT, the first independent, internally managed and fully-integrated owner and operator of self-storage centres listed on the ASX.

Other current directorships: National Storage Holdings Ltd (ASX: NSR)
Former directorships (last 3 years): None
Special responsibilities: Chair of Audit & Risk Committee and Member of Remuneration & Nomination Committee
Interests in shares: 600,000
Interests in options: 200,000

EMVision Medical Devices Ltd
Directors' report
30 June 2023

Name: Scott Kirkland
Title: Executive Director (Managing Director and Chief Executive Officer from 1 July 2023)
Qualifications: Bachelor of Arts Informatics from University of Sydney
Experience and expertise: Mr Scott Kirkland has held several senior sales positions, including Head of Client Sales at Quantcast, a US-based technology company. Mr Kirkland is a co-founder of the Company and oversees its corporate affairs, commercial strategy and business development efforts. Mr Kirkland is a member of the Australian Institute of Company Directors.
Other current directorships: None
Former directorships (last 3 years): None
Special responsibilities: None
Interests in shares: 4,276,987
Interests in options: 500,000

Name: Philip Dubois
Title: Non-Executive Director
Qualifications: MBBS, FRCR, FRANZCR, FAICD
Experience and expertise: Dr Dubois is an independent Non-executive Director. He is a neuroradiologist and nuclear imaging specialist, and up until recently a Non-Executive Director of Sonic Healthcare Limited (ASX:SHL), former CEO of their imaging division and served as Executive Director from 2001 to 2020. He is also the founder and former CEO and Chairman of Queensland X-Ray. Dr Dubois is currently an Associate Professor of Radiology at the University of Queensland Medical School. He has served on numerous government and radiology group bodies, including the councils of the Royal Australian and New Zealand College of Radiologists and the Australian Medical Association, and as Vice-President of the Australian Diagnostic Imaging Association.
Other current directorships: None
Former directorships (last 3 years): Sonic Healthcare Limited (ASX:SHL)
Special responsibilities: Member of Remuneration & Nomination Committee
Interests in shares: 47,500
Interests in options: 700,000

Name: Geoff Pocock
Title: Non-Executive Director
Qualifications: Bachelor of Science (first class honours) from University of Western Australia; Bachelor of Laws (University of Western Australia) and Post Graduate Diploma in Applied Finance and Investment from Securities Institute of Australia.
Experience and expertise: Mr Geoff Pocock has significant experience as a corporate advisor and strategy consultant advising companies on commercialisation and IP management, business development, mergers and acquisitions strategy and raising equity capital from private and public equity markets. Mr Pocock is currently the principal of Polaris Consulting (WA) Pty Ltd, is currently Non-Executive Chairman of Argenica Therapeutics Limited (AX: AGN) and was formerly the Managing Director of Hazer Group Ltd (ASX: HZR), an ASX-listed cleantech chemical engineering company, commercialising a novel low cost and low emission graphite and hydrogen production process initially developed by the University of Western Australia. Mr Pocock previously spent several years as a research scientist in the biopharmaceutical industry in Australia and the United Kingdom.
Other current directorships: Argenica Therapeutics Limited (ASX: AGN)
Former directorships (last 3 years): Osteopore Limited (ASX:OSX)
Special responsibilities: Chair of Remuneration & Nomination Committee and Member of Audit & Risk Committee
Interests in shares: 855,000
Interests in options: 200,000

EMVision Medical Devices Ltd
Directors' report
30 June 2023

Name: Ron Weinberger
Title: Managing Director and Chief Executive Officer (Non-Executive Director from 1 July 2023)
Qualifications: PHD (Medical Biochemistry), BSc (Hons) Molecular Pharmacology
Experience and expertise: Dr Weinberger has more than 20 years' experience in medical research, biotechnology and commercialization. Dr Weinberger joined Nanosonics in August 2004 and was appointed as Executive Director in July 2008 then Managing Director and Chief Executive Officer December 2011 with a period as acting CEO from May 2011. From October 2013 to February 2018, Dr Weinberger was responsible for the direction of Nanosonics' technology development and commercialisation strategy. He is co-inventor of several of Nanosonics' key technology patents.
Other current directorships: Hera Med Ltd (ASX: HMD)
Former directorships (last 3 years): Cleanspace Holdings Ltd (ASX: CSX)
Special responsibilities: None
Interests in shares: 2,128,727
Interests in options: 500,000

'Other current directorships' quoted above are current directorships for listed entities only and excludes directorships of all other types of entities, unless otherwise stated.

'Former directorships (last 3 years)' quoted above are directorships held in the last 3 years for listed entities only and excludes directorships of all other types of entities, unless otherwise stated.

Company secretary

Emma Waldon has held the role of Company Secretary since 7 August 2017. Emma has diverse corporate advisory, capital markets and corporate governance experience having held roles in accounting and debt and equity capital markets in Australia and the United Kingdom. Emma Waldon qualified as a Chartered Accountant with Ernst & Young in Perth, worked as an Equities Analyst with Euroz Securities and spent 9 years in London with Bank of Scotland and Lloyds Bank originating and re-structuring debt finance for private equity leveraged buy-outs of businesses across Europe. Emma is also Company Secretary of Argenica Therapeutics Limited (ASX: AGN).

Emma Waldon completed a Bachelor of Commerce at UWA, a Post Graduate Diploma in Applied Finance and Investment from Securities Institute of Australia and is a member of the Institute of Chartered Accountants of Australia and a Certificated Member of the Governance Institute of Australia

Meetings of directors

The number of meetings of the company's Board of Directors ('the Board') and of each Board committee held during the year ended 30 June 2023, and the number of meetings attended by each director were:

	Full board		Nomination and Remuneration Committee		Audit and Risk Committee	
	Attended	Held	Attended	Held	Attended	Held
John Keep	7	7	-	-	1	1
Tony Keane	7	7	2	2	1	1
Scott Kirkland	7	7	-	-	-	-
Geoff Pocock	7	7	2	2	1	1
Philip Dubois	7	7	2	2	-	-
Ron Weinberger	5	7	-	-	-	-

Held: represents the number of meetings held during the time the director held office or was a member of the relevant committee.

Remuneration report (audited)

The remuneration report details the key management personnel remuneration arrangements for the company, in accordance with the requirements of the Corporations Act 2001 and its Regulations.

EMVision Medical Devices Ltd
Directors' report
30 June 2023

Key management personnel are those persons having authority and responsibility for planning, directing and controlling the activities of the entity, directly or indirectly, including all directors.

The remuneration report is set out under the following main headings:

- Principles used to determine the nature and amount of remuneration
- Details of remuneration
- Service agreements
- Share-based compensation
- Additional information
- Additional disclosures relating to key management personnel

Principles used to determine the nature and amount of remuneration

The objective of the company's executive reward framework is to ensure reward for performance is competitive and appropriate for the results delivered. The framework aligns executive reward with the achievement of strategic objectives and the creation of value for shareholders, and it is considered to conform to the market best practice for the delivery of reward. The Board of Directors ('the Board') ensures that executive reward satisfies the following key criteria for good reward governance practices:

- competitiveness and reasonableness
- acceptability to shareholders
- performance linkage / alignment of executive compensation
- transparency

The Nomination and Remuneration Committee is responsible for determining and reviewing remuneration arrangements for its directors and executives. The performance of the company depends on the quality of its directors and executives. The remuneration philosophy is to attract, motivate and retain high performance and high quality personnel.

The Nomination and Remuneration Committee has structured an executive remuneration framework that is market competitive and complementary to the reward strategy of the company.

The reward framework is designed to align executive reward to shareholders' interests. The Board have considered that it should seek to enhance shareholders' interests by:

- having economic profit as a core component of plan design
- focusing on sustained growth in shareholder wealth, consisting of dividends and growth in share price, and delivering constant or increasing return on assets as well as focusing the executive on key non-financial drivers of value
- attracting and retaining high calibre executives

Additionally, the reward framework should seek to enhance executives' interests by:

- rewarding capability and experience
- reflecting competitive reward for contribution to growth in shareholder wealth
- providing a clear structure for earning rewards

In accordance with best practice corporate governance, the structure of non-executive director and executive director remuneration is separate.

Non-executive directors remuneration

Fees and payments to non-executive directors reflect the demands and responsibilities of their role. Non-executive directors' fees and payments are reviewed annually by the Nomination and Remuneration Committee. The Nomination and Remuneration Committee may, from time to time, receive advice from independent remuneration consultants to ensure non-executive directors' fees and payments are appropriate and in line with the market. Non-executive directors do not receive any retirement benefits, other than statutory superannuation.

ASX listing rules require the aggregate non-executive directors' remuneration be determined periodically by a general meeting. The Aggregate fixed remuneration for all non-executive directors as determined by the Board is not to exceed \$300,000 per annum. Directors' fees cover all main board and committee activities.

The level of non-executive director fixed fees as at the reporting date are as follows:

Tony Keane	\$50,000 plus applicable GST & statutory superannuation per annum.
Geoff Pocock	\$50,000 plus applicable GST & statutory superannuation per annum.
Philip Dubois	\$50,000 plus statutory superannuation per annum.

EMVision Medical Devices Ltd
Directors' report
30 June 2023

John Keep \$95,000 plus statutory superannuation per annum.

Non-executive directors may also receive performance related compensation via options following receipt of shareholder approval. The issue of share-based payments as part of non-executive director remuneration ensures that director remuneration is competitive with market standards as well as providing an incentive to pursue longer term success for the company. It also reduces the demand on the cash resources of the company and assists in ensuring the continuity of service of directors who have extensive knowledge of the company, its business activities and assets and the industry in which it operates. Details of share-based compensation are contained in this report.

Executive remuneration

The company aims to reward executives based on their position and responsibility, with a level and mix of remuneration which has both fixed and variable components.

The executive remuneration and reward framework has four components:

- base pay and non-monetary benefits
- short-term performance incentives
- share-based payments
- other remuneration such as superannuation and long service leave

The combination of these comprises the executive's total remuneration.

Fixed remuneration, consisting of base salary, superannuation and non-monetary benefits, are reviewed annually based on individual and business unit performance, the overall performance of the company and comparable market remunerations.

Executives may receive their fixed remuneration in the form of cash or other fringe benefits (for example motor vehicle benefits) where it does not create any additional costs to the company and provides additional value to the executive.

Performance based short-term incentives ('STI') may be provided to executives to align the targets of the business with the targets of those executives responsible for meeting those targets.

The long-term incentives ('LTI') include long service leave and share-based payments. Shares and options may be awarded to executives based on long-term incentive measures including increasing shareholder value. Share Based LTIs issued to Directors are subject to shareholder approval. The Nomination and Remuneration Committee reviewed the long-term equity-linked performance incentives specifically for executives during the year ended 30 June 2023.

Use of remuneration consultants

The company has not engaged the services of any remuneration consultants during the financial year.

Voting and comments made at the company's Annual General Meeting ('AGM')

The Company received 99.77% "for" votes on its Remuneration Report for the year ended 30 June 2022.

Details of remuneration

Amounts of remuneration

Details of the remuneration of key management personnel of the company are set out in the following tables.

The key management personnel of the company consisted of the following directors of EMVision Medical Devices Ltd:

- John Keep – Non-Executive Chairman
- Tony Keane - Non-Executive Director
- Scott Kirkland - Executive Director
- Geoff Pocock - Non-Executive Director
- Philip Dubois - Non-Executive Director
- Ron Weinberger - Executive Director (Non-Executive Director from 1 July 2023)

EMVision Medical Devices Ltd
Directors' report
30 June 2023

	Short-term benefits			Post-employment benefits	Long-term benefits	Share-based payments		Total
	Cash salary and fees	Cash bonus	Non-monetary	Super-annuation	Long service leave	Equity-settled shares	Equity-settled options	
2023	\$	\$	\$	\$	\$	\$	\$	\$
<i>Non-Executive Directors:</i>								
John Keep	95,000	-	-	9,975	-	-	244,390	349,365
Tony Keane	50,000	-	-	5,250	-	-	162,927	218,177
Geoff Pocock	50,000	-	-	5,250	-	-	162,927	218,177
Philip Dubois	48,750	-	-	5,119	-	-	220,705 ³	274,574
<i>Executive Directors:</i>								
Scott Kirkland	257,727	-	-	27,061	-	-	184,631	469,419
Ron Weinberger	310,545	-	-	32,607	-	-	184,631	527,783
	<u>812,022</u>	<u>-</u>	<u>-</u>	<u>85,262</u>	<u>-</u>	<u>-</u>	<u>1,160,211</u>	<u>2,057,495</u>

	Short-term benefits			Post-employment benefits	Long-term benefits	Share-based payments		Total
	Cash salary and fees	Cash bonus	Non-monetary	Super-annuation	Long service leave	Equity-settled shares	Equity-settled options	
2022	\$	\$	\$	\$	\$	\$	\$	\$
<i>Non-Executive Directors:</i>								
John Keep	103,334 ¹	-	-	10,333	-	-	-	113,667
Tony Keane	50,000	-	-	5,000	-	-	-	55,000
Geoff Pocock	50,000	-	-	5,000	-	-	-	55,000
Philip Dubois	45,000	-	-	4,500	-	-	347,306 ³	396,806
<i>Executive Directors:</i>								
Scott Kirkland	245,455	-	-	24,545	-	-	-	270,000
Ron Weinberger	290,909	-	-	29,091	-	-	622,926 ²	942,926
	<u>784,698</u>	<u>-</u>	<u>-</u>	<u>78,469</u>	<u>-</u>	<u>-</u>	<u>970,232</u>	<u>1,833,399</u>

EMVision Medical Devices Ltd
Directors' report
30 June 2023

¹ Includes \$8,334 for a pay-out of annual leave accrued up to transition from Executive to Non-Executive Chairman.

² On 6 May 2020, the company granted Ron Weinberger 1,000,000 options over ordinary shares with an exercise price of \$1.25 and an expiry date of 6 May 2023 with their issue subject to any required shareholder approval at the next shareholder meeting. Shareholder approval was obtained at the company's annual general meeting on 26 November 2020. The significant increase in the share price from 6 May 2020 (\$0.88) to the shareholder approval date at the company's Annual General Meeting on 26 November 2020 (\$4.00) resulted in a significant increase in the total fair value of these options from \$82,473 on the 6 May 2020 grant date to \$2,933,782 on the shareholder approval date of 26 November 2020. The amount recognised in this financial year is a representation of the vesting period elapsed during the reporting period.

³ On 29 September 2020, the company granted Philip Dubois 500,000 options over ordinary shares with an exercise price of \$3.95 and an expiry date of 29 September 2023 with their issue subject to any required shareholder approval at the next shareholder meeting. Shareholder approval was obtained at the company's annual general meeting on 26 November 2020. The significant increase in the share price from 29 September 2020 (\$2.73) to the shareholder approval date at the company's Annual General Meeting on 26 November 2020 (\$4.00) resulted in a significant increase in the total fair value of these options from \$527,944 on the 29 September 2020 grant date to \$926,996 on the shareholder approval date of 26 November 2020. The amount recognised in the 2022 financial year is a representation of the vesting period elapsed during the reporting period. The 2023 financial year includes \$57,778 relating to these options.

The proportion of remuneration linked to performance and the fixed proportion are as follows:

Name	Fixed remuneration		At risk - STI		At risk - LTI	
	2023	2022	2023	2022	2023	2022
<i>Non-Executive Directors:</i>						
John Keep	30%	100%	0%	0%	70%	0%
Tony Keane	25%	100%	0%	0%	75%	0%
Geoff Pocock	25%	100%	0%	0%	75%	0%
Philip Dubois	20%	12%	0%	0%	80%	88%
Ryan Laws	0%	100%	0%	0%	0%	0%
<i>Executive Directors:</i>						
Scott Kirkland	61%	100%	0%	0%	39%	0%
Ron Weinberger	65%	34%	0%	0%	35%	66%

Service agreements

Remuneration and other terms of employment for key management personnel are formalised in service agreements. Details of these agreements are as follows:

Name:	Scott Kirkland
Title:	Executive Director (Managing Director and CEO from 1 July 2023)
Agreement commenced:	12 July 2018
Term of agreement:	Open
Details:	Base salary of \$257,727 plus statutory superannuation. From 1 July 2023, Base salary of \$285,000 plus statutory superannuation to be reviewed annually by the Nomination and Remuneration Committee. 3-month termination notice by either party. 12-month non-solicitation clause after termination.

EMVision Medical Devices Ltd
Directors' report
30 June 2023

Name: Ron Weinberger
Title: Managing Director & Chief Executive Officer
(Non-Executive Director from 1 July 2023)
Agreement commenced: 28 May 2018 (appointed as Executive Director 6 May 2020)
Term of agreement: Executive Agreement terminated effective 30 June 2023
Details: Base salary of \$310,545 plus statutory superannuation for the year ending 30 June 2023. From 1 July 2023, Non-Executive Director fees of \$45,000 per annum plus statutory superannuation and a service fee of \$100,000 plus GST per annum under a Consultancy Agreement to provide strategic support to the executive management team for 1.5 days per week. The agreement has an Initial Term of 12 months which can be extended by mutual agreement. The agreement can be terminated with 4-weeks notice by either party.

Key management personnel have no entitlement to termination payments in the event of removal for misconduct.

Share-based compensation

Issue of shares

There were no shares issued to directors and other key management personnel as part of compensation during the year ended 30 June 2023.

Options

The number of options over ordinary shares granted to and vested by Directors and other key management personnel as part of compensation during the year ended 30 June 2023 are set out below:

Name	Number of options granted during the year 2023	Number of options granted during the year 2022	Number of options vested during the year 2023	Number of options vested during the year 2022
John Keep	300,000	-	300,000	-
Tony Keane	200,000	-	200,000	-
Scott Kirkland	500,000	-	-	-
Geoff Pocock	200,000	-	200,000	-
Philip Dubois	200,000	-	450,000	250,000
Ron Weinberger	500,000	-	-	500,000

Options granted carry no dividend or voting rights.

Additional information

The earnings of the company for the five years to 30 June 2023 are summarised below:

	2023 \$	2022 \$	2021 \$	2020 \$	2019 \$
Revenue	7,092,739	4,376,014	1,795,689	1,638,431	1,414,438
EBITDA	(3,493,419)	(5,847,817)	(8,274,918)	(3,475,158)	(2,958,602)
EBIT	(3,835,428)	(6,091,158)	(8,388,877)	(3,475,158)	(2,958,602)
Loss after income tax	(3,870,705)	(6,091,158)	(8,398,714)	(3,475,756)	(2,959,362)

The factors that are considered to affect total shareholders return ('TSR') are summarised below:

	2023	2022	2021	2020	2019
Share price at financial year end (\$)	1.17	1.50	3.01	1.34	0.365
Total dividends declared (cents per share)	-	-	-	-	-
Basic earnings per share (cents per share)	(4.98)	(8.12)	(11.98)	(5.6)	(6.3)

EMVision Medical Devices Ltd
Directors' report
30 June 2023

Additional disclosures relating to key management personnel

Shareholding

The number of shares in the company held during the financial year by each director and other members of key management personnel of the company, including their personally related parties, is set out below:

<i>Ordinary shares</i>	Balance at the start of the year	Received as part of remuneration	Additions	Disposals/ other	Balance at the end of the year
John Keep	2,066,670	-	-	-	2,066,670
Tony Keane	600,000	-	-	-	600,000
Scott Kirkland	4,276,987	-	-	-	4,276,987
Geoff Pocock	855,000	-	-	-	855,000
Philip Dubois	47,500	-	-	-	47,500
Ron Weinberger	1,905,125	-	223,602 ¹	-	2,128,727
	<u>9,751,282</u>	<u>-</u>	<u>223,602</u>	<u>-</u>	<u>9,974,884</u>

¹ Ordinary shares issued on exercise of options.

Option holding

The number of options over ordinary shares in the company held during the financial year by each director and other members of key management personnel of the company, including their personally related parties, is set out below:

<i>Options over ordinary shares</i>	Balance at the start of the year	Granted	Exercised	Expired/ forfeited/ other	Balance at the end of the year
John Keep	-	300,000	-	-	300,000
Tony Keane	-	200,000	-	-	200,000
Scott Kirkland	-	500,000	-	-	500,000
Geoff Pocock	-	200,000	-	-	200,000
Philip Dubois	500,000	200,000	-	-	700,000
Ron Weinberger	1,000,000	500,000	223,602	776,398 ¹	500,000
	<u>1,500,000</u>	<u>1,900,000</u>	<u>223,602</u>	<u>776,398</u>	<u>2,400,000</u>

¹ Employee share scheme option terms include a cashless exercise mechanism. These options have been cancelled equal to the value of the cash exercise proceeds due using the 15 day VWAP of \$1.61 at the notice of exercise.

There were no other transactions with key management personnel and their related parties

This concludes the remuneration report, which has been audited.

EMVision Medical Devices Ltd
Directors' report
30 June 2023

Shares under option

Unissued ordinary shares of EMVision Medical Devices Ltd under option at the date of this report are as follows:

Option series	Grant date	Expiry date	Exercise price	Number under option
Performance Shares	25/09/2018	11/12/2023	N/A	6,000,000
Series D	01/07/2020	01/09/2023	\$1.90	400,000
Series E	29/09/2020	29/09/2023	\$3.95	200,000
Series E	26/11/2020	29/09/2023	\$3.95	500,000
Series F	21/10/2020	20/10/2024	\$4.45	750,000
Series H	01/02/2021	01/02/2024	\$4.50	200,000
Series I	01/12/2021	01/12/2024	\$4.05	500,000
Performance Rights	16/09/2022	30/06/2027	N/A	44,305
Series J	13/10/2022	31/12/2025	\$2.25	500,000
Series J	16/11/2022	31/12/2025	\$2.25	1,900,000
Series K	01/12/2021	01/12/2025	\$2.65	250,000
Series L	24/04/2023	24/04/2024	\$2.25	700,000
Series M	24/04/2023	24/10/2024	\$2.25	400,000
				12,344,305

No person entitled to exercise the options had or has any right by virtue of the option to participate in any share issue of the company or of any other body corporate.

Shares issued on the exercise of options and performance rights

The following ordinary shares were issued during the year ended 30 June 2023 and up to the date of this report on the exercise of options granted:

Series	Grant date	Expiry date	Exercise price	Number of shares issued
Performance Rights	19/09/2022	30/06/2027	\$Nil	58,898
Series G	26/11/2020	06/05/2023	\$1.25	223,602

Indemnity and insurance of officers

The company has indemnified the directors and executives of the company for costs incurred, in their capacity as a director or executive, for which they may be held personally liable, except where there is a lack of good faith.

During the financial year, the company paid a premium in respect of a contract to insure the directors and executives of the company against a liability to the extent permitted by the Corporations Act 2001. The contract of insurance prohibits disclosure of the nature of the liability and the amount of the premium.

Indemnity and insurance of auditor

The company has not, during or since the end of the financial year, indemnified or agreed to indemnify the auditor of the company or any related entity against a liability incurred by the auditor.

During the financial year, the company has not paid a premium in respect of a contract to insure the auditor of the company or any related entity.

Proceedings on behalf of the company

No person has applied to the Court under section 237 of the Corporations Act 2001 for leave to bring proceedings on behalf of the company, or to intervene in any proceedings to which the company is a party for the purpose of taking responsibility on behalf of the company for all or part of those proceedings.

Non-audit services

Details of the amounts paid or payable to the auditor for non-audit services provided during the financial year by the auditor are outlined in note 21 to the financial statements.

EMVision Medical Devices Ltd
Directors' report
30 June 2023

The directors are satisfied that the provision of non-audit services during the financial year, by the auditor (or by another person or firm on the auditor's behalf), is compatible with the general standard of independence for auditors imposed by the Corporations Act 2001.

The directors are of the opinion that the services as disclosed in note 21 to the financial statements do not compromise the external auditor's independence requirements of the Corporations Act 2001 for the following reasons:

- all non-audit services have been reviewed and approved to ensure that they do not impact the integrity and objectivity of the auditor; and
- none of the services undermine the general principles relating to auditor independence as set out in APES 110 Code of Ethics for Professional Accountants issued by the Accounting Professional and Ethical Standards Board, including reviewing or auditing the auditor's own work, acting in a management or decision-making capacity for the company, acting as advocate for the company or jointly sharing economic risks and rewards.

Officers of the company who are former partners of BDO Audit Pty Ltd

There are no officers of the company who are former partners BDO Audit Pty Ltd.

Rounding of amounts

The company is of a kind referred to in Corporations Instrument 2016/191, issued by the Australian Securities and Investments Commission, relating to 'rounding-off'. Amounts in this report have been rounded off in accordance with that Corporations Instrument to the nearest dollar.

Auditor's independence declaration


A copy of the auditor's independence declaration as required under section 307C of the Corporations Act 2001 is set out immediately after this directors' report.

Auditor

BDO Audit Pty Ltd continues in office in accordance with section 327 of the Corporations Act 2001.

This report is made in accordance with a resolution of directors, pursuant to section 298(2)(a) of the Corporations Act 2001.

On behalf of the directors



John Keep
Director

29 August 2023
Brisbane

DECLARATION OF INDEPENDENCE BY LEAH RUSSELL TO THE DIRECTORS OF EMVISION MEDICAL DEVICES LTD

As lead auditor of EMVision Medical Devices Ltd for the year ended 30 June 2023, I declare that, to the best of my knowledge and belief, there have been:

1. No contraventions of the auditor independence requirements of the *Corporations Act 2001* in relation to the audit; and
2. No contraventions of any applicable code of professional conduct in relation to the audit.

This declaration is in respect of EMVision Medical Devices Ltd.



Leah Russell
Director

BDO Audit Pty Ltd
Sydney
29 August 2023

EMVision Medical Devices Ltd

Contents

30 June 2023

Statement of profit or loss and other comprehensive income	17
Statement of financial position	18
Statement of changes in equity	19
Statement of cash flows	20
Notes to the financial statements	21
Directors' declaration	40
Independent auditor's report to the members of EMVision Medical Devices Ltd	41
Shareholder information	44

General information

The financial statements cover EMVision Medical Devices Ltd. The financial statements are presented in Australian dollars, which is EMVision Medical Devices Ltd functional and presentation currency.

EMVision Medical Devices Ltd is a listed public company limited by shares, incorporated and domiciled in Australia. Its registered office and principal place of business are:

Registered office

BDO Audit Pty Ltd
Level, 10, 12 Creek Street
Brisbane QLD 4000

Principal place of business

Suite 4.01, 65 Epping Road
Macquarie Park NSW 2113

A description of the nature of the company's operations and its principal activities are included in the directors' report, which is not part of the financial statements.

The financial statements were authorised for issue, in accordance with a resolution of directors, on 29 August 2023. The directors have the power to amend and reissue the financial statements.

EMVision Medical Devices Ltd
Statement of profit or loss and other comprehensive income
For the year ended 30 June 2023

	Note	2023 \$	2022 \$
Income			
Grant income		4,454,951	2,010,000
R&D rebate		2,501,285	1,990,373
Other income		16,925	360,000
Interest income		119,578	15,641
Total income		<u>7,092,739</u>	<u>4,376,014</u>
Expenses			
Administration expenses	17	(1,527,287)	(1,287,583)
Employee expenses	18	(5,136,981)	(4,732,114)
Research and development costs		(2,011,724)	(2,325,364)
Finance costs		(35,277)	(18,122)
Share based payments		(1,910,166)	(1,878,770)
Depreciation and amortisation		(342,009)	(243,341)
Total expenses		<u>(10,963,444)</u>	<u>(10,485,294)</u>
Loss before income tax expense		<u>(3,870,705)</u>	<u>(6,109,280)</u>
Income tax expense	14	-	-
Loss after income tax expense for the year		<u>(3,870,705)</u>	<u>(6,109,280)</u>
Other comprehensive income for the year, net of tax		-	-
Total comprehensive loss for the year		<u>(3,870,705)</u>	<u>(6,109,280)</u>
		Cents	Cents
Basic earnings per share	27	(4.98)	(8.12)
Diluted earnings per share	27	(4.98)	(8.12)

The above statement of profit or loss and other comprehensive income should be read in conjunction with the accompanying notes

EMVision Medical Devices Ltd
Statement of financial position
For the year ended 30 June 2023

	Note	2023 \$	2022 \$
Assets			
Current assets			
Cash and cash equivalents	4	9,969,013	6,799,082
Other current assets	5	265,185	269,807
Total current assets		<u>10,234,198</u>	<u>7,068,889</u>
Non-current assets			
Intangibles	6	480,000	480,000
Plant and equipment	7	287,676	226,824
Right-of-use asset	8	515,681	731,249
Total non-current assets		<u>1,283,357</u>	<u>1,438,073</u>
Total assets		<u>11,517,555</u>	<u>8,506,962</u>
Liabilities			
Current liabilities			
Trade and other payables	9	700,560	386,431
Contract Liability	10	2,295,049	-
Employee benefits	12	312,817	270,684
Borrowings	11	2,500,000	-
Lease liabilities	13	228,176	196,882
Total current liabilities		<u>6,036,602</u>	<u>853,997</u>
Non-current liabilities			
Employee benefits	12	53,103	30,662
Lease liabilities	13	312,805	540,981
Total non-current liabilities		<u>365,908</u>	<u>571,643</u>
Total liabilities		<u>6,402,510</u>	<u>1,425,640</u>
Net assets		<u>5,115,045</u>	<u>7,081,322</u>
Equity			
Issued capital	15	26,228,166	23,212,364
Reserves	16	4,545,736	5,657,110
Accumulated losses		<u>(25,658,857)</u>	<u>(21,788,152)</u>
Total equity		<u>5,115,045</u>	<u>7,081,322</u>

The above statement of financial position should be read in conjunction with the accompanying notes

EMVision Medical Devices Ltd
Statement of changes in equity
For the year ended 30 June 2023

	Issued capital \$	Reserves \$	Accumulated losses \$	Total equity \$
Balance at 1 July 2021	21,400,096	4,332,825	(15,678,872)	10,054,049
Loss after income tax expense for the year	-	-	(6,109,280)	(6,109,280)
Other comprehensive income for the year, net of tax	-	-	-	-
Total comprehensive loss for the year	-	-	(6,109,280)	(6,109,280)
<i>Transactions with owners in their capacity as owners:</i>				
Contributions of equity, net of transaction costs	1,257,783	-	-	1,257,783
Shares issued pursuant to the exercise of options	554,485	(554,485)	-	-
Share based payments	-	1,878,770	-	1,878,770
Balance at 30 June 2022	<u>23,212,364</u>	<u>5,657,110</u>	<u>(21,788,152)</u>	<u>7,081,322</u>
	Issued capital \$	Reserves \$	Accumulated losses \$	Total equity \$
Balance at 1 July 2022	23,212,364	5,657,110	(21,788,152)	7,081,322
Loss after income tax expense for the year	-	-	(3,870,705)	(3,870,705)
Other comprehensive income for the year, net of tax	-	-	-	-
Total comprehensive loss for the year	-	-	(3,870,705)	(3,870,705)
<i>Transactions with owners in their capacity as owners:</i>				
Contributions of equity, net of transaction costs	Note 15 (5,738)	-	-	(5,738)
Shares issued pursuant to the exercise of options	-	-	-	-
Share based payments	Note 16 -	1,910,166	-	1,910,166
Fair values transfer between reserves of options and performance rights	Note 16 3,021,540	(3,021,540)	-	-
Balance at 30 June 2023	<u>26,228,166</u>	<u>4,545,736</u>	<u>(25,658,857)</u>	<u>5,115,045</u>

The above statement of changes in equity should be read in conjunction with the accompanying notes

EMVision Medical Devices Ltd
Statement of cash flows
For the year ended 30 June 2023

	Note	2023 \$	2022 \$
Cash flows from operating activities			
Receipts from customers (inclusive of GST)		7,443,618	2,367,000
Payments to suppliers and employees (inclusive of GST)		(9,219,360)	(8,145,079)
Research and development tax rebate received		2,501,285	1,990,373
Interest received		119,578	15,641
Interest and other finance costs paid		<u>(10,967)</u>	<u>(9,973)</u>
Net cash from (used in) operating activities	26	<u>834,154</u>	<u>(3,782,038)</u>
Cash flows from investing activities			
Payments for plant and equipment	7	<u>(187,293)</u>	<u>(191,119)</u>
Net cash (used in) investing activities		<u>(187,293)</u>	<u>(191,119)</u>
Cash flows from financing activities			
Lease repayments		(221,192)	(175,104)
Borrowings (inclusive of GST)		2,750,000	
Proceeds from issue of shares, net of share issue costs		(5,738)	-
Proceeds from the exercise of options		<u>-</u>	<u>1,257,783</u>
Net cash provided by financing activities		<u>2,523,070</u>	<u>1,082,679</u>
Net increase (decrease) in cash and cash equivalents		3,169,931	(2,890,477)
Cash and cash equivalents at the beginning of the financial year		<u>6,799,082</u>	<u>9,689,559</u>
Cash and cash equivalents at the end of the financial year	4	<u><u>9,969,013</u></u>	<u><u>6,799,082</u></u>

The above statement of cash flows should be read in conjunction with the accompanying notes

Note 1. Significant accounting policies

The principal accounting policies adopted in the preparation of the financial statements are set out below. These policies have been consistently applied to all the years presented, unless otherwise stated.

New or amended Accounting Standards and Interpretations adopted

The company has adopted all of the new or amended Accounting Standards and Interpretations issued by the Australian Accounting Standards Board ('AASB') that are mandatory for the current reporting period. The adoption of these Accounting Standards and Interpretations has not resulted in a significant or material change to the company's accounting policies.

Any new or amended Accounting Standards or Interpretations that are not yet mandatory have not been early adopted.

Basis of preparation

These general purpose financial statements have been prepared in accordance with Australian Accounting Standards and Interpretations issued by the Australian Accounting Standards Board ('AASB') and the Corporations Act 2001, as appropriate for for-profit oriented entities. These financial statements also comply with International Financial Reporting Standards as issued by the International Accounting Standards Board ('IASB').

Historical cost convention

The financial statements have been prepared under the historical cost convention, except for, where applicable, the revaluation of financial assets and liabilities at fair value through profit or loss, financial assets at fair value through other comprehensive income, investment properties, certain classes of property, plant and equipment and derivative financial instruments.

Critical accounting estimates

The preparation of the financial statements requires the use of certain critical accounting estimates. It also requires management to exercise its judgement in the process of applying the company's accounting policies. The areas involving a higher degree of judgement or complexity, or areas where assumptions and estimates are significant to the financial statements, are disclosed in note 2.

Operating segments

Operating segments are presented using the 'management approach', where the information presented is on the same basis as the internal reports provided to the Chief Executive Office (CEO). The CEO is responsible for the allocation of resources to operating segments and assessing their performance.

Going Concern

For the period ended 30 June 2023 the entity recorded a loss from continuing operations of \$3,870,705 (2022: loss of \$6,109,280) and had net cash inflows from operating activities of \$834,154 (2022: outflows of \$3,782,038).

Notwithstanding these events, the financial statements have been prepared on the basis that the entity is a going concern, which contemplates the continuity of normal business activity, realisation of assets and settlement of liabilities in the normal course of business for the following reasons:

- The company will continue to comply with the requirements of the Project Agreement with the Australian Stroke Alliance Limited, and therefore receive funding as due under this agreement. The entity expects to receive a further \$3.2 million of grant funding under this Project Agreement in staged payments, weighted to the earlier years of a 5-year program, subject to delivery of agreed milestones;
- The entity will continue to comply with the requirements of the Funding Agreement with the Department of Industry, Science and Resources for a MMI Translation Stream grant, and therefore receive funding as due under this agreement. The entity expects to receive a further \$1.25 million of grant funding under this Funding Agreement, subject to delivery of project milestones;
- The company will lodge an R&D Tax Incentive claim for eligible expenditure incurred in the year ended 30 June 2023. The Australian Commonwealth Government's R&D Tax Incentive program provides a cash refund on eligible research and development activities performed by Australian companies; and
- The company also has the ability to manage its cashflows by reducing its discretionary expenditure to conserve cash.

Note 1. Significant accounting policies (continued)

Revenue recognition

Revenue is recognised when it is probable that the economic benefit will flow to the company and the revenue can be reliably measured. Revenue is measured at the fair value of the consideration received or receivable.

Grant income

The company receives grant income direct from the Commonwealth Government and the Commonwealth Government via ASA. The Company recognises the grant income when the conditions attached to the grant are satisfied and there is reasonable assurance the grant will be received.

Interest income

Interest revenue is recognised as interest accrues using the effective interest method. This is a method of calculating the amortised cost of a financial asset and allocating the interest income over the relevant period using the effective interest rate, which is the rate that exactly discounts estimated future cash receipts through the expected life of the financial asset to the net carrying amount of the financial asset.

Other income

Other income is recognised when it is received or when the right to receive payment is established.

R&D Rebate

Research and development tax incentive income is recognised at a point in time when it is received or when the right to receive payment is established.

Impairment of other tangible and intangible assets

At each reporting date, the company reviews the carrying amounts of its tangible and intangible assets to determine whether there is any indication that those assets have suffered an impairment loss. If any such indication exists, the recoverable amount of the asset is estimated in order to determine the extent of the impairment loss (if any). Where the asset does not generate cash flows that are independent from other assets, the Company estimates the recoverable amount of the cash-generating unit to which the asset belongs. Where a reasonable and consistent basis of allocation can be identified, corporate assets are also allocated to individual cash-generating units, or otherwise they are allocated to the smallest group of cash-generating units for which a reasonable and consistent allocation basis can be identified.

Intangible assets with indefinite useful lives and intangible assets not yet available for use are tested for impairment annually and whenever there is an indication that the asset may be impaired.

Recoverable amount is the higher of fair value less costs to sell and value in use. In assessing value in use, the estimated future cash flows are discounted to their present value using a pre-tax discount rate that reflects current market assessments of the time value of money and the risks specific to the asset for which the estimates of future cash flows have not been adjusted. If the recoverable amount of an asset (or cash-generating unit) is estimated to be less than its carrying amount, the carrying amount of the asset (cash generating unit) is reduced to its recoverable amount.

An impairment loss is recognised in profit or loss immediately, unless the relevant asset is carried at fair value, in which case the impairment loss is treated as a revaluation decrease.

Where an impairment loss subsequently reverses, the carrying amount of the asset (cash-generating unit) is increased to the revised estimate of its recoverable amount, but only to the extent that the increased carrying amount does not exceed the carrying amount that would have been determined had no impairment loss been recognised for the asset (cash-generating unit) in prior years. A reversal of an impairment loss is recognised in profit or loss immediately, unless the relevant asset is carried at fair value, in which case the reversal of the impairment loss is treated as a revaluation increase.

Income tax

The income tax expense or benefit for the period is the tax payable on that period's taxable income based on the applicable income tax rate for each jurisdiction, adjusted by the changes in deferred tax assets and liabilities attributable to temporary differences, unused tax losses and the adjustment recognised for prior periods, where applicable.

Note 1. Significant accounting policies (continued)

Deferred tax assets and liabilities are recognised for temporary differences at the tax rates expected to be applied when the assets are recovered or liabilities are settled, based on those tax rates that are enacted or substantively enacted, except for:

- When the deferred income tax asset or liability arises from the initial recognition of goodwill or an asset or liability in a transaction that is not a business combination and that, at the time of the transaction, affects neither the accounting nor taxable profits; or
- When the taxable temporary difference is associated with interests in subsidiaries, associates or joint ventures, and the timing of the reversal can be controlled and it is probable that the temporary difference will not reverse in the foreseeable future.

Deferred tax assets are recognised for deductible temporary differences and unused tax losses only if it is probable that future taxable amounts will be available to utilise those temporary differences and losses.

The carrying amount of recognised and unrecognised deferred tax assets are reviewed at each reporting date. Deferred tax assets recognised are reduced to the extent that it is no longer probable that future taxable profits will be available for the carrying amount to be recovered. Previously unrecognised deferred tax assets are recognised to the extent that it is probable that there are future taxable profits available to recover the asset.

Deferred tax assets and liabilities are offset only where there is a legally enforceable right to offset current tax assets against current tax liabilities and deferred tax assets against deferred tax liabilities; and they relate to the same taxable authority on either the same taxable entity or different taxable entities which intend to settle simultaneously.

Current and non-current classification

Assets and liabilities are presented in the statement of financial position based on current and non-current classification.

An asset is classified as current when: it is either expected to be realised or intended to be sold or consumed in the company's normal operating cycle; it is held primarily for the purpose of trading; it is expected to be realised within 12 months after the reporting period; or the asset is cash or cash equivalent unless restricted from being exchanged or used to settle a liability for at least 12 months after the reporting period. All other assets are classified as non-current.

A liability is classified as current when: it is either expected to be settled in the company's normal operating cycle; it is held primarily for the purpose of trading; it is due to be settled within 12 months after the reporting period; or there is no unconditional right to defer the settlement of the liability for at least 12 months after the reporting period. All other liabilities are classified as non-current.

Deferred tax assets and liabilities are always classified as non-current.

Cash and cash equivalents

Cash and cash equivalents include cash on hand, deposits held at call with financial institutions, other short-term, highly liquid investments with original maturities of three months or less that are readily convertible to known amounts of cash and which are subject to an insignificant risk of changes in value. For the statement of cash flows presentation purposes, cash and cash equivalents also includes bank overdrafts, which are shown within borrowings in current liabilities on the statement of financial position.

Note 1. Significant accounting policies (continued)

Right-of-use assets

A right-of-use asset is recognised at the commencement date of a lease. The right-of-use asset is measured at cost, which comprises the initial amount of the lease liability, adjusted for, as applicable, any lease payments made at or before the commencement date net of any lease incentives received, any initial direct costs incurred, and, except where included in the cost of inventories, an estimate of costs expected to be incurred for dismantling and removing the underlying asset, and restoring the site or asset.

Right-of-use assets are depreciated on a straight-line basis over the unexpired period of the lease or the estimated useful life of the asset, whichever is the shorter. Where the company expects to obtain ownership of the leased asset at the end of the lease term, the depreciation is over the estimated useful life. Right-of-use assets are subject to impairment or adjusted for any remeasurement of lease liabilities.

The company has elected not to recognise a right-of-use asset and corresponding lease liability for short-term leases of 12 months or less and leases of low-value assets. Lease payments on these assets are expensed to profit or loss as incurred.

Trade and other payables

These amounts represent liabilities for goods and services provided to the company prior to the end of the financial year and which are unpaid. Due to their short-term nature they are measured at amortised cost and are not discounted. The amounts are unsecured and are usually paid within 30 days of recognition.

Borrowings

The \$2.5 million borrowing is initially recognised at the fair value of the consideration received, net of transaction costs. The repayments of this funding will be triggered upon a “commercial success” defined as a cumulative \$500,000 positive EBITDA.

Finance costs

Finance costs attributable to qualifying assets are capitalised as part of the asset. All other finance costs are expensed in the period in which they are incurred.

Employee benefits

Short-term employee benefits

Liabilities for wages and salaries, including non-monetary benefits, annual leave and long service leave expected to be settled wholly within 12 months of the reporting date are measured at the amounts expected to be paid when the liabilities are settled.

Other long-term employee benefits

The liability of employee entitlements to long service leave represents the present value of the estimated future cash outflows to be made by the Company in respect of services provided by employees up to the reporting date using the projected unit credit method. Consideration is given to expected future wage and salary levels, experience of employee departures and periods of service. Expected future payments are discounted using market yields at the reporting date on corporate bonds with terms to maturity and currency that match, as closely as possible, the estimated future cash outflows.

Defined contribution superannuation expense

Contributions to defined contribution superannuation plans are expensed in the period in which they are incurred.

Share-based payments

Equity-settled share-based compensation benefits are provided to employees.

Equity-settled transactions are awards of shares, or options over shares, that are provided to employees in exchange for the rendering of services. Cash-settled transactions are awards of cash for the exchange of services, where the amount of cash is determined by reference to the share price.

Note 1. Significant accounting policies (continued)

The cost of equity-settled transactions are measured at fair value on grant date. Fair value is independently determined using either the Binomial or Black-Scholes option pricing model that takes into account the exercise price, the term of the option, the impact of dilution, the share price at grant date and expected price volatility of the underlying share, the expected dividend yield and the risk free interest rate for the term of the option, together with non-vesting conditions that do not determine whether the company receives the services that entitle the employees to receive payment. No account is taken of any other vesting conditions.

The cost of equity-settled transactions are recognised as an expense with a corresponding increase in equity over the vesting period. The cumulative charge to profit or loss is calculated based on the grant date fair value of the award, the best estimate of the number of awards that are likely to vest and the expired portion of the vesting period. The amount recognised in profit or loss for the period is the cumulative amount calculated at each reporting date less amounts already recognised in previous periods.

The cost of cash-settled transactions is initially, and at each reporting date until vested, determined by applying either the Binomial or Black-Scholes option pricing model, taking into consideration the terms and conditions on which the award was granted. The cumulative charge to profit or loss until settlement of the liability is calculated as follows:

- during the vesting period, the liability at each reporting date is the fair value of the award at that date multiplied by the expired portion of the vesting period.
- from the end of the vesting period until settlement of the award, the liability is the full fair value of the liability at the reporting date.

All changes in the liability are recognised in profit or loss. The ultimate cost of cash-settled transactions is the cash paid to settle the liability.

Market conditions are taken into consideration in determining fair value. Therefore, any awards subject to market conditions are considered to vest irrespective of whether or not that market condition has been met, provided all other conditions are satisfied.

If equity-settled awards are modified, as a minimum an expense is recognised as if the modification has not been made. An additional expense is recognised, over the remaining vesting period, for any modification that increases the total fair value of the share-based compensation benefit as at the date of modification.

If the non-vesting condition is within the control of the company or employee, the failure to satisfy the condition is treated as a cancellation. If the condition is not within the control of the company or employee and is not satisfied during the vesting period, any remaining expense for the award is recognised over the remaining vesting period, unless the award is forfeited.

If equity-settled awards are cancelled, it is treated as if it has vested on the date of cancellation, and any remaining expense is recognised immediately. If a new replacement award is substituted for the cancelled award, the cancelled and new award is treated as if they were a modification.

Lease liabilities

A lease liability is recognised at the commencement date of a lease. The lease liability is initially recognised at the present value of the lease payments to be made over the term of the lease, discounted using the interest rate implicit in the lease or, if that rate cannot be readily determined, company's incremental borrowing rate. Lease payments comprise of fixed payments less any lease incentives receivable, variable lease payments that depend on an index or a rate, amounts expected to be paid under residual value guarantees, exercise price of a purchase option when the exercise of the option is reasonably certain to occur, and any anticipated termination penalties. The variable lease payments that do depend on an index or a rate are expensed in the period in which they are incurred.

Lease liabilities are measured at amortised cost using the effective interest method. The carrying amounts are remeasured if there is a change in the following: future lease payments arising from a change in an index or a rate used; residual guarantee; lease term; certainty of a purchase option and termination penalties. When a lease liability is remeasured, an adjustment is made to the corresponding right-of-use asset, or to profit or loss if the carrying amount of the right-of-use asset is fully written down.

Issued capital

Ordinary shares are classified as equity.

Note 1. Significant accounting policies (continued)

Incremental costs directly attributable to the issue of new shares or options are shown in equity as a deduction, net of tax, from the proceeds.

Dividends

Dividends are recognised when declared during the financial year and no longer at the discretion of the company.

Earnings per share

Basic earnings per share

Basic earnings per share is calculated by dividing the profit attributable to the owners of the company, excluding any costs of servicing equity other than ordinary shares, by the weighted average number of ordinary shares outstanding during the financial year, adjusted for bonus elements in ordinary shares issued during the financial year.

Diluted earnings per share

Diluted earnings per share adjusts the figures used in the determination of basic earnings per share to take into account the after income tax effect of interest and other financing costs associated with dilutive potential ordinary shares and the weighted average number of shares assumed to have been issued for no consideration in relation to dilutive potential ordinary shares.

Goods and Services Tax ('GST') and other similar taxes

Revenues, expenses and assets are recognised net of the amount of associated GST, unless the GST incurred is not recoverable from the tax authority. In this case it is recognised as part of the cost of the acquisition of the asset or as part of the expense.

Receivables and payables are stated inclusive of the amount of GST receivable or payable. The net amount of GST recoverable from, or payable to, the tax authority is included in other receivables or other payables in the statement of financial position.

Cash flows are presented on a gross basis. The GST components of cash flows arising from investing or financing activities which are recoverable from, or payable to the tax authority, are presented as operating cash flows.

Commitments and contingencies are disclosed net of the amount of GST recoverable from, or payable to, the tax authority.

Intangible assets

Intangible assets acquired as part of a business combination, other than goodwill, are initially measured at their fair value at the date of the acquisition. Intangible assets acquired separately are initially recognised at cost. Indefinite life intangible assets are not amortised and are subsequently measured at cost less any impairment. Finite life intangible assets are subsequently measured at cost less amortisation and any impairment. The gains or losses recognised in profit or loss arising from the derecognition of intangible assets are measured as the difference between net disposal proceeds and the carrying amount of the intangible asset. The method and useful lives of finite life intangible assets are reviewed annually. Changes in the expected pattern of consumption or useful life are accounted for prospectively by changing the amortisation method or period.

Research and development

Research costs are expensed in the period in which they are incurred.

Development costs are capitalised when it is probable that the project will be successful considering its commercial and technical feasibility; the company is able to use or sell the asset; the company has sufficient resources; and intent to complete the development and its costs can be measured reliably. Capitalised development costs are amortised on a straight-line basis over the period of their expected benefit.

New Accounting Standards and Interpretations not yet mandatory or early adopted

Australian Accounting Standards and Interpretations that have recently been issued or amended but are not yet mandatory, have not been early adopted by the company for the annual reporting period ended 30 June 2023. The company's assessment of the impact of these new or amended Accounting Standards and Interpretations, most relevant to the company, are set out below.

Note 1. Significant accounting policies (continued)

Conceptual Framework for Financial Reporting (Conceptual Framework)

The revised Conceptual Framework is applicable to annual reporting periods beginning on or after 1 January 2022 and early adoption is permitted. The Conceptual Framework contains new definition and recognition criteria as well as new guidance on measurement that affects several Accounting Standards. Where the Company has relied on the existing framework in determining its accounting policies for transactions, events or conditions that are not otherwise dealt with under the Australian Accounting Standards, the Company may need to review such policies under the revised framework. At this time, the application of the Conceptual Framework is not expected to have a material impact on the Company's financial statements.

Note 2. Critical accounting judgements, estimates and assumptions

The preparation of the financial statements requires management to make judgements, estimates and assumptions that affect the reported amounts in the financial statements. Management continually evaluates its judgements and estimates in relation to assets, liabilities, contingent liabilities, revenue and expenses. Management bases its judgements, estimates and assumptions on historical experience and on other various factors, including expectations of future events, management believes to be reasonable under the circumstances. The resulting accounting judgements and estimates will seldom equal the related actual results. The judgements, estimates and assumptions that have a significant risk of causing a material adjustment to the carrying amounts of assets and liabilities (refer to the respective notes) within the next financial year are discussed below.

Share-based payment transactions

The company measures the cost of equity-settled transactions with employees by reference to the fair value of the equity instruments at the date at which they are granted. The fair value is determined by using either the Binomial or Black-Scholes model taking into account the terms and conditions upon which the instruments were granted. The accounting estimates and assumptions relating to equity-settled share-based payments would have no impact on the carrying amounts of assets and liabilities within the next annual reporting period but may impact profit or loss and equity.

Impairment of intangibles

The company assesses impairment at the end of each reporting period by evaluating conditions and events specific to the company that may be indicative of impairment triggers. Recoverable amounts of relevant assets are reassessed using calculations which incorporate various key assumptions. All intangible assets are accounted for using the cost model whereby costs are amortised on a straight-line basis over their estimated useful lives. The company has yet to ascribe an estimated useful life of the intangibles as the patents are provisional and the technology is subject to research and development before being commercialized and available for use. Residual values and useful lives are reviewed at each reporting date.

Treatment of intangible assets

Internally generated intangible assets are classified as being in either the research phase or the development phase, depending on the stage of the project. The company has assessed that its internally generated intangible asset has not yet demonstrated the feasibility of becoming 'available for use' and expenditures should be accounted for in the statement of profit or loss. On transition to the development stage, subsequent expenditures will be capitalised.

Note 3. Operating segments

The company has considered the requirements of AASB 8 – Operating Segments and has identified its operating segments based on the internal reports that are reviewed and used by the board of directors (chief operating decision makers) in assessing performance and determining the allocation of resources.

The company operates as a single segment being research and development of medical device technology. The board of directors review the earnings before tax and net assets of the company. There is no difference between the audited financial report and the internal reports generated for review. The company is domiciled in Australia and is currently in the development phase and hence has not begun to generate revenue from operations. All the assets are located in Australia.

EMVision Medical Devices Ltd
Notes to the financial statements
30 June 2023

Note 4. Current assets - cash and cash equivalents

	2023	2022
	\$	\$
Cash at bank	9,660,574	6,623,963
Cash on deposit	308,439	175,119
	<u>9,969,013</u>	<u>6,799,082</u>

Note 5. Current assets - other

	2023	2022
	\$	\$
Prepayments	265,185	199,938
GST refundable	-	69,869
	<u>265,185</u>	<u>269,807</u>

Note 6. Non-current assets - intangibles

	2023	2022
	\$	\$
Opening balance	480,000	480,000
Amortisation *	-	-
Closing balance	<u>480,000</u>	<u>480,000</u>

* The company has yet to ascribe an estimated useful life of the intangibles for amortisation purposes as the patents are provisional and the technology is subject to research and development before being commercialized and available for use.

Under the terms of the agreement to acquire the intangible asset, the company is required to pay the vendor a royalty of 3.5% on net sales. The company is also required to pay 10% royalty on any net consideration received for the grant of sub-licences, options, marketing or distribution rights and any settlement, lost profits or damages awarded for infringement of the licenced intellectual property. Furthermore, once the Company obtains regulatory approval for a licensed product in Australia, North America or Europe, and worldwide commercial sales of 20 units of a licensed product, the company will be required to pay \$20,000 annually until the last of the patent rights comprising the licensed intellectual property expires.

EMVision Medical Devices Ltd
Notes to the financial statements
30 June 2023

Note 7. Plant and equipment

	2023	2022
	\$	\$
Office equipment	15,682	14,218
Office equipment – accumulated depreciation	<u>(11,809)</u>	<u>(6,946)</u>
	3,873	7,272
Computer equipment	365,152	205,725
Computer equipment – accumulated depreciation	<u>(148,030)</u>	<u>(56,595)</u>
	217,122	149,130
Laboratory equipment	124,830	98,428
Laboratory equipment – accumulated depreciation	<u>(58,149)</u>	<u>(28,006)</u>
	66,681	70,422
	<u><u>287,676</u></u>	<u><u>226,824</u></u>

Reconciliations

Reconciliations of the written down values at the beginning and end of the current financial year are set out below:

	Office equipment \$	Computer equipment \$	Laboratory equipment \$	Total \$
Balance at 30 June 2022	7,272	149,130	70,422	226,824
Additions	1,464	159,427	26,402	187,293
Depreciation expense	<u>(4,863)</u>	<u>(91,435)</u>	<u>(30,143)</u>	<u>(126,441)</u>
Balance at 30 June 2023	<u><u>3,873</u></u>	<u><u>217,122</u></u>	<u><u>66,681</u></u>	<u><u>287,676</u></u>

Note 8. Right-of-use asset

	2023	2022
	\$	\$
Office space – right-of-use	731,249	997,002
Office space – amortisation	<u>(215,568)</u>	<u>(265,753)</u>
	<u><u>515,681</u></u>	<u><u>731,249</u></u>

EMVision Medical Devices Ltd
Notes to the financial statements
30 June 2023

Reconciliations

Reconciliations of the written down values at the beginning and end of the current financial year are set out below:

	Total \$
Balance at 30 June 2022	731,249
Additions	-
Amortisation expense	<u>(215,658)</u>
Balance at 30 June 2023	<u><u>515,681</u></u>

Note 9. Current liabilities - trade and other payables

	2023 \$	2022 \$
Trade payables	330,664	178,235
Other payables	285,421	208,196
GST payable	84,475	-
	<u>700,560</u>	<u>386,431</u>

Note 10. Contract Liability

	2023 \$	2022 \$
Contract Liability	<u>2,295,049</u>	<u>-</u>

The contract liability of \$2,295,049 pertains to the unearned income portion of the \$3,750,000 funds received by the company during the year in relation to the MMI Translation Stream grant.

Note 11. Borrowings

	2023 \$	2022 \$
Borrowings	2,500,000	-
Interest on borrowings	-	-
	<u>2,500,000</u>	<u>-</u>

Under the terms of a Funding Agreement with NSW Health, acting through the Health Administration Corporation, the company received \$2,500,000 in non-dilutive funding from the NSW Medical Devices Fund (MDF). Repayment of the grant is triggered upon a "commercial success" milestone defined as \$500,000 cumulative positive EBITDA. The appropriate timing and structure of any repayment of the funds is to be agreed by both parties when approaching this milestone. Interest accrues at the lower of CPI and 3.5% from 1 July 2023 until repayment, unless agreed otherwise at the annual performance review.

EMVision Medical Devices Ltd
Notes to the financial statements
30 June 2023

Note 12. Current liabilities - employee benefits

	2023	2022
	\$	\$
Employee benefits – Current	312,817	270,684
Employee benefits – Non Current	53,103	30,662
	<u>365,920</u>	<u>301,346</u>

Note 13. Lease liabilities

	2023	2022
	\$	\$
Lease liabilities - current	228,176	196,882
Lease liabilities – non-current	312,805	540,981
	<u>540,981</u>	<u>737,863</u>

Reconciliations

Reconciliations for Lease Liabilities of the written down values at the beginning and end of the current financial year are set out below:

	Total
	\$
Balance at 30 June 2022	737,863
Additions	-
Lease interest expense	24,310
Lease repayments	<u>(221,192)</u>
Balance at 30 June 2023	<u>540,981</u>

Note 14. Income tax

The prima facie tax receivable on loss before income tax is reconciled to the income tax expense as follows:

	2023	2022
	\$	\$
Prima facie benefit/(payable) on operating income at 25.0% (2022: 26.0%)	330,087	226,626
Tax losses and temporary differences not recognised	<u>(330,087)</u>	<u>(226,626)</u>
Income tax benefit attributable to operating loss	<u>-</u>	<u>-</u>

EMVision Medical Devices Ltd
Notes to the financial statements
30 June 2023

A potential deferred tax asset, attributable to tax losses carried forward, amounts to approximately \$3,118,889 (2022: \$2,782,467) and has not been brought to account at reporting date because the directors do not believe it is appropriate to regard realisation of the deferred tax asset as probable at this point in time. A temporary net deferred tax asset of \$57,589 has not been recognised at the reporting date. The benefit will only be obtained if:

- the company derives future assessable income of a nature and of an amount sufficient to enable the benefit from the deductions for the loss and research and development expenditure to be realised;
- the company continues to comply with the conditions for deductibility imposed by law; and no changes in tax legislation adversely affect the Company in realising the benefit from the deductions for the loss and research and development expenditure.

Note 15. Equity - issued capital

	2023 Shares	2022 Shares	2023 \$	2022 \$
Ordinary shares - fully paid	<u>77,915,217</u>	<u>77,632,717</u>	<u>26,228,166</u>	<u>23,212,364</u>

Movements in ordinary share capital

Details	Date	Shares	Issue price	\$
Balance	30 Jun 2021	72,057,797		21,400,096
Exercise of options - series A	17 Aug 2021	400,000	0.35	140,000
Exercise of options - series A ¹	17 Aug 2021	439,070	-	-
Exercise of options - series A	1 Oct 2021	100,000	0.35	35,000
Exercise of options - series B	1 Oct 2021	100,000	0.57	57,000
Exercise of options - series A	2 Dec 2021	700,000	0.35	245,000
Exercise of options - series A	22 Dec 2021	1,800,000	0.35	630,000
Exercise of options - series A ²	22 Dec 2021	1,735,850	-	-
Transfer of fair value from options reserve to issued capital	31 Dec 2021	-	-	514,063
Share issue transaction costs, net of tax	31 Dec 2021	-	-	(17,380)
Exercise of options - series B	13 May 2022	100,000	0.57	57,000
Exercise of options - series B	29 Jun 2022	200,000	0.57	114,000
Transfer of fair value from options reserve to issued capital	30 Jun 2022	-	-	40,422
Share issue transaction costs, net of tax	30 Jun 2022	-	-	(2,837)
Balance	30 Jun 2022	77,632,717		23,212,364
Transfer of fair value of performance rights exercised	16 Sep 2022	55,236	1.49	82,302
Transfer of fair value of performance rights exercised	03 Apr 2023	3,662	1.49	5,456
Exercise of options - series G ³	24 Apr 2023	223,602	1.25	-
Transfer of fair value from options reserve to issued capital	30 Jun 2023	-	-	2,933,782
Share issue transaction costs, net of tax	30 Jun 2023	-	-	(5,738)
Balance	30 Jun 2023	<u>77,915,217</u>		<u>26,228,166</u>

¹ 500,000 options issued under the company's Employee Incentive Plan were exercised using a cashless exercise mechanism whereby shares to the value of the exercise premium due are given up in lieu of paying cash. The total exercise premium due to be paid on these options was \$175,000 and 60,930 shares were given up on exercise, calculated using the volume weighted average share price on the 15 trading days prior to exercise of the options (\$2.8721).

² 2,000,000 options issued under the company's Employee Incentive Plan were exercised using a cashless exercise mechanism whereby shares to the value of the exercise premium due are given up in lieu of paying cash. The total exercise premium due to be paid on these options was \$700,000 and 264,150 shares were given up on exercise, calculated using the volume weighted average share price on the 15 trading days prior to exercise of the options (\$2.65).

EMVision Medical Devices Ltd
Notes to the financial statements
30 June 2023

³ 1,000,000 options issued under the company's Employee Incentive Plan were exercised using a cashless exercise mechanism whereby shares to the value of the exercise premium due are given up in lieu of paying cash. The total exercise premium due to be paid on these options was \$1,250,000 and 776,398 shares were given up on exercise, calculated using the volume weighted average share price on the 15 trading days prior to exercise of the options (\$1.61).

Ordinary shares

Ordinary shares entitle the holder to participate in dividends and the proceeds on the winding up of the company in proportion to the number of and amounts paid on the shares held. The fully paid ordinary shares have no par value and the company does not have a limited amount of authorised capital.

On a show of hands every member present at a meeting in person or by proxy shall have one vote and upon a poll each share shall have one vote.

Share buy-back

There is no current on-market share buy-back.

Capital risk management

The company's objectives when managing capital is to safeguard its ability to continue as a going concern, so that it can provide returns for shareholders and benefits for other stakeholders and to maintain an optimum capital structure to reduce the cost of capital.

In order to maintain or adjust the capital structure, the company may adjust the amount of dividends paid to shareholders, return capital to shareholders, issue new shares or sell assets to reduce debt.

The company would look to raise capital when an opportunity to invest in a business or company was seen as value adding relative to the current company's share price at the time of the investment. The company is not actively pursuing additional investments in the short term as it continues to integrate and grow its existing businesses in order to maximise synergies.

Note 16. Equity - reserves

	2023	2022
	\$	\$
Options reserve	4,479,721	5,657,110
Performance rights reserve	66,015	-
	<u>4,545,736</u>	<u>5,657,110</u>

Options reserve

The option reserve records items recognised as expenses on the valuation of share options.

Performance rights reserve

The performance rights reserve records items recognised as expenses on the valuation of performance rights.

EMVision Medical Devices Ltd
Notes to the financial statements
30 June 2023

Movements in reserves

Movements in each class of reserve during the current and previous financial year are set out below:

	Number	Options Reserve Total \$
Balance at 1 July 2021	<u>8,950,000</u>	<u>4,332,825</u>
Grant of share options during the year	500,000	419,437
Grant of share options in prior periods vesting over multiple periods ²	-	1,459,333
Transfer fair value from options reserve to issued capital on exercise of options	(5,900,000)	(554,485)
Balance at 30 June 2022	<u>3,550,000</u>	<u>5,657,110</u>
Grant of share options during the year ¹	3,750,000	1,580,674
Grant of share options in prior periods vesting over multiple periods ²	-	175,719
Transfer fair value from options reserve to issued capital on exercise of options	<u>(1,000,000)</u>	<u>(2,933,782)</u>
Balance at 30 June 2023	<u><u>6,300,000</u></u>	<u><u>4,479,721</u></u>

¹ Options issued during the year vesting over multiple periods. 1,350,000 of the options issued in this financial year have vested by 30 June 2023.

² Options issued in prior financial years vesting over multiple periods. 2,300,000 of the options issued in prior financial years have vested by 30 June 2023.

For the options granted during the current financial year, the fair value was determined by using the Black-Scholes model. The valuation model inputs used to determine the fair value at the grant date, are as follows.

Number Granted	Grant Date	Exercise price	Share price at grant date	Expected volatility ²	Dividend yield	Risk-free interest rate	Fair value per option at grant date
500,000	13-Oct-2022	2.25	1.32	66%	0%	3.45%	0.4337
1,900,000	16-11-2022 ¹	2.25	1.92	66%	0%	3.25%	0.8146
250,000	01-Dec-2022	2.65	2.13	67%	0%	3.17%	0.8537
700,000	24-Apr-2022	2.25	1.50	66%	0%	3.15%	0.2051
400,000	24-Apr-2022	2.25	1.50	66%	0%	3.15%	0.2992

¹ These options were granted to Directors on 13 October 2022 subject to shareholder approval which was obtained on 16 November 2022. For the purposes of accounting standards the grant date is the shareholder approval date.

² The company used historic market share price data to calculate the expected volatility.

The weighted average exercise price of options outstanding at the end of the financial year was \$2.91. The weighted average fair value of options granted during the year was \$0.60. The weighted average remaining contractual life of options outstanding at the end of the financial year was 1.67 years.

EMVision Medical Devices Ltd
Notes to the financial statements
30 June 2023

Performance rights reserve	No of Performance rights	Value \$
Balance at 1 July 2022	-	-
Grant of performance rights during the half-year ¹	103,203	153,773
Transfer fair value from performance rights reserve to issued capital on exercise of performance rights	(58,898)	(87,758)
Balance at 30 June 2023	<u>44,305</u>	<u>66,015</u>

¹ Performance rights issued during the half-year. All of the performance rights issued in the year have vested by 30 June 2023.

Performance Shares

On 25 September 2018, the Company issued 6,000,000 performance shares to UniQuest. The performance shares convert to ordinary shares upon achievement of certain performance milestones as follows:

(a) Class A Performance shares: 1,800,000 performance shares will vest upon the completion of the first Successful Clinical Trial for a Licensed Product on patients (excluding healthy volunteers) for head or neck.

(b) Class B Performance shares: 2,100,000 performance shares will vest upon the issue of the first regulatory approval for any Licensed Product in any of Australia, North America or Europe for the head or neck.

(c) Class C Performance shares: 2,100,000 performance shares will vest upon the completion of the Successful Pivotal Clinical Trial for a Licensed Product for the torso.

The performance shares have been ascribed a \$nil value. To date, none of the milestones for the performance shares have been met.

Note 17. Expenses - administration expenses

	2023 \$	2022 \$
Compliance costs	107,345	104,921
Accounting fees	120,361	97,154
Legal fees	284,585	377,596
Investor relations and marketing	359,086	245,704
Corporate advisory fees	-	4,325
Insurance	178,256	129,160
General admin	477,654	328,723
	<u>1,527,287</u>	<u>1,287,583</u>

Note 18. Expenses - employee expenses

	2023	2022
	\$	\$
Wages & salaries	4,501,108	4,221,246
Superannuation	425,600	350,328
Payroll Tax	210,273	160,540
	<u>5,136,981</u>	<u>4,732,114</u>

Note 19. Financial risk management objectives and policies

The company's principal financial instruments comprise cash, short-term deposits and borrowings (Note 11).

The company manages its exposure to key financial risks, including interest rate and liquidity risk in accordance with its financial risk management policy. The objective of the policy is to support the delivery of its financial targets whilst protecting future financial security.

The company uses different methods to measure and manage different types of risks to which it is exposed. These include monitoring levels of exposure to interest rate risk and assessments of market forecast for interest rates. Liquidity risk is monitored through the development of future rolling cash flow forecasts.

Primary responsibility for identification and control of financial risks rests with the Board. The Board reviews and agrees policies for managing each of the risks identified below.

Interest rate risk

The company has a policy of minimising its exposure to interest payable on debt. The company has exposure to interest rate risk through NSW Medical Devices Fund (MDF) where the interest accrues at the lower of CPI and 3.5% from 1 July 2023 until repayment (Note 11).

Liquidity risk

Liquidity risk is managed through the company's objective to maintain adequate funding to meet its needs, currently represented by cash and short-term deposits sufficient to meet the current cash requirements.

Capital management

The primary objective of the company's capital management is to ensure that it maintains a strong credit rating and healthy capital ratios in order to support its business and maximise shareholder value.

The company manages its capital structure and makes adjustments to it, in light of changes in economic conditions. To maintain or adjust the capital structure, the company may return capital to shareholders or issue new shares. No changes were made in the objectives, policies or processes during the years ended 30 June 2023 and 30 June 2022.

The company monitors capital with reference to the net debt position. The company's current policy is to keep the net debt position negative, such that cash and cash equivalents exceed debt.

EMVision Medical Devices Ltd
Notes to the financial statements
30 June 2023

Note 20. Key management personnel disclosures

Compensation

The aggregate compensation made to directors and other members of key management personnel of the company is set out below:

	2023	2022
	\$	\$
Short-term employee benefits	812,022	784,697
Long-term benefits	85,262	78,470
Share-based payments	1,160,211	970,232
	<u>2,057,495</u>	<u>1,833,399</u>

Note 21. Remuneration of auditors

During the financial year the following fees were paid or payable for services provided by BDO Audit Pty Ltd, the auditor of the company, its network firms and unrelated firms:

	2023	2022
	\$	\$
<i>Audit services - BDO Audit Pty Ltd</i>		
Audit or review of the financial statements	89,394	65,220
ASIC Industry Funding Model	-	1,131
Grant Acquittal – CRC-P	-	5,000
Grant Acquittal – NSW MDF	5,000	
	<u>94,394</u>	<u>71,351</u>
<i>Other services - BDO (WA) Pty Ltd</i>		
Assistance with Research & Development Tax Incentive claim	14,162	12,100
Preparation of the income tax return	8,755	9,118
Employee share scheme tax advice	5,150	-
	<u>28,067</u>	<u>21,218</u>
	<u>122,461</u>	<u>92,569</u>

Note 22. Contingent assets and liabilities

The company has the following contingent liabilities at 30 June 2023:

- as outlined in Note 6, under the terms of the agreement to acquire the intangible asset, the company is required to pay the vendor a royalty of 3.5% on net sales. The company is also required to pay 10% royalty on any net consideration received for the grant of sub-licences, options, marketing or distribution rights and any settlement, lost profits or damages awarded for infringement of the licenced intellectual property. Furthermore, once the Company obtains regulatory approval for a licensed product in Australia, North America or Europe, and worldwide commercial sales of 20 units of a licensed product, the Company will be required to pay \$20,000 annually until the last of the patent rights comprising the licensed intellectual property expires; and
- under a Project Agreement with the Australian Stroke Alliance Limited (“ASA”), in recognition of the funding, clinical guidance and clinical access to be contributed to EMVision by the ASA, the company is required to pay the ASA a royalty of 2% of Net Sales in respect of commercial sales of devices specifically designed and adapted for road or air ambulance for use in Australia, for a period of five years from the date on which the full amount of funding under the Project Agreement is received.

The company has the following contingent assets at 30 June 2023:

- under a Project Agreement with the Australian Stroke Alliance Limited, the company is due to receive \$3,200,000 (\$2,400,000 in one year and \$800,000 in one to five years) subject to the company meeting project milestones; and
- under a Funding Agreement with the Department of Industry, Science and Resources for a MMI Translation Stream grant the company is due to receive \$1,250,000 in grant income to support the establishment of commercial production of EMVision’s 1st Gen portable brain scanner product, subject to delivery of project milestones and deliverables over the period up to May 2024.

Note 23. Commitments

There are no commitments as at 30 June 2023.

Note 24. Related party transactions

Key management personnel

Disclosures relating to key management personnel are set out in note 20 and the remuneration report included in the directors' report.

Transactions with related parties

There were no transactions with related parties during the year.

Receivable from and payable to related parties

There were no receivables from or payables to related parties at the current reporting date.

Loans to/from related parties

There were no loans to or from related parties at the current and previous reporting date.

Note 25. Events after the reporting period

No matter or circumstance has arisen since 30 June 2023 that has significantly affected, or may significantly affect the company's operations, the results of those operations, or the company's state of affairs in future financial years.

EMVision Medical Devices Ltd
Notes to the financial statements
30 June 2023

Note 26. Reconciliation of profit after income tax to net cash from operating activities

	2023	2022
	\$	\$
Loss after income tax expense for the year	(3,870,705)	(6,109,280)
Adjustments for:		
Share based payments	1,910,166	1,878,770
Depreciation – plant and equipment	126,441	74,748
Amortisation of right of use asset	215,568	164,652
Interest expense - lease	24,310	12,090
Change in operating assets and liabilities:		
- trade and other receivables	69,869	47,500
- other current assets	(65,246)	(31,463)
- trade and other payables	64,127	41,048
- contract liability	2,295,049	-
- employee benefits	64,575	139,897
Net cash from (used in) operating activities	<u>834,154</u>	<u>(3,782,038)</u>

Note 27. Earnings per share

	2023	2022
	\$	\$
Loss after income tax	<u>(3,870,705)</u>	<u>(6,109,280)</u>
Loss after income tax attributable to the owners of EMVision Medical Devices Ltd	<u>(3,870,705)</u>	<u>(6,109,280)</u>
	Number	Number
Weighted average number of ordinary shares used in calculating basic earnings per share	<u>77,711,338</u>	<u>75,192,582</u>
	Cents	Cents
Basic earnings per share	(4.98)	(8.12)
Diluted earnings per share	(4.98)	(8.12)

EMVision Medical Devices Ltd
Directors' declaration
30 June 2023


In the directors' opinion:

- the attached financial statements and notes comply with the Corporations Act 2001, the Accounting Standards, the Corporations Regulations 2001 and other mandatory professional reporting requirements;
- the attached financial statements and notes comply with International Financial Reporting Standards as issued by the International Accounting Standards Board as described in note 1 to the financial statements;
- the attached financial statements and notes give a true and fair view of the company's financial position as at 30 June 2023 and of its performance for the financial year ended on that date;
- there are reasonable grounds to believe that the company will be able to pay its debts as and when they become due and payable; and

The directors have been given the declarations required by section 295A of the Corporations Act 2001.

Signed in accordance with a resolution of directors made pursuant to section 295(5)(a) of the Corporations Act 2001.

On behalf of the directors



John Keep
Director

29 August 2023
Brisbane

INDEPENDENT AUDITOR'S REPORT

To the members of EMVision Medical Devices Ltd

Report on the Audit of the Financial Report

Opinion

We have audited the financial report of EMVision Medical Devices Ltd (the Company), which comprises the statement of financial position as at 30 June 2023, the statement of profit or loss and other comprehensive income, the statement of changes in equity and the statement of cash flows for the year then ended, and notes to the financial report, including a summary of significant accounting policies, and the directors' declaration.

In our opinion the accompanying financial report of EMVision Medical Devices Ltd, is in accordance with the *Corporations Act 2001*, including:

- (i) Giving a true and fair view of the Company's financial position as at 30 June 2023 and of its financial performance for the year ended on that date; and
- (ii) Complying with Australian Accounting Standards and the *Corporations Regulations 2001*.

Basis for opinion

We conducted our audit in accordance with Australian Auditing Standards. Our responsibilities under those standards are further described in the *Auditor's responsibilities for the audit of the Financial Report* section of our report. We are independent of the Company in accordance with the *Corporations Act 2001* and the ethical requirements of the Accounting Professional and Ethical Standards Board's APES 110 *Code of Ethics for Professional Accountants (including Independence Standards)* (the Code) that are relevant to our audit of the financial report in Australia. We have also fulfilled our other ethical responsibilities in accordance with the Code.

We confirm that the independence declaration required by the *Corporations Act 2001*, which has been given to the directors of the Company, would be in the same terms if given to the directors as at the time of this auditor's report.

We believe that the audit evidence we have obtained is sufficient and appropriate to provide a basis for our opinion.

Key audit matters

Key audit matters are those matters that, in our professional judgement, were of most significance in our audit of the financial report of the current period. These matters were addressed in the context of our audit of the financial report as a whole, and in forming our opinion thereon, and we do not provide a separate opinion on these matters.

Basis of accounting for intangible assets

<i>Key audit matter</i>	<i>How the matter was addressed in our audit</i>
<p>During the year ended 30 June 2023, the Company has progressed its technology via trials and development of initial prototypes.</p> <p>The accounting policy for the Company's intangible asset includes judgement in determining whether the project is in the research or development phase. This determination has an impact on the treatment of the expenditures related to the project and whether they are included in the profit or loss (research phase) or capitalised to the intangible asset (development phase). There is a risk that amounts are incorrectly recognised and/or inappropriately disclosed in the financial statements and consequently it was considered a key audit matter.</p> <p>Refer to Notes 1 and 6 of the financial report for a description of the accounting policy and other disclosures.</p>	<p>To address this matter, our audit procedures included, amongst others:</p> <ul style="list-style-type: none">• Evaluating management's assessment of the criteria for entering the development stage, noting that the intangible asset has not yet demonstrated the feasibility of becoming 'available for use' under paragraph 57(a) of AASB 138 <i>Intangible Assets</i> given that feasibility trials are still underway.• Reviewed ASX announcements and correspondence with respect to status under the government grant to corroborate management's assertions with respect to the nature of work performed to date.• Considered management's conclusion that the asset is not currently available for use with respect to whether feasibility has been obtained and whether the asset should be amortised.



Other information

The directors are responsible for the other information. The other information comprises the information in the Company's annual report for the year ended 30 June 2023 but does not include the financial report and our auditor's report thereon.

Our opinion on the financial report does not cover the other information and we do not express any form of assurance conclusion thereon.

In connection with our audit of the financial report, our responsibility is to read the other information and, in doing so, consider whether the other information is materially inconsistent with the financial report or our knowledge obtained in the audit or otherwise appears to be materially misstated.

If, based on the work we have performed, we conclude that there is a material misstatement of this other information, we are required to report that fact. We have nothing to report in this regard.

Responsibilities of the directors for the Financial Report

The directors of the Company are responsible for the preparation of the financial report that gives a true and fair view in accordance with Australian Accounting Standards and the *Corporations Act 2001* and for such internal control as the directors determine is necessary to enable the preparation of the financial report that gives a true and fair view and is free from material misstatement, whether due to fraud or error.

In preparing the financial report, the directors are responsible for assessing the Company's ability to continue as a going concern, disclosing, as applicable, matters related to going concern and using the going concern basis of accounting unless the directors either intend to liquidate the Company or to cease operations, or has no realistic alternative but to do so.

Auditor's responsibilities for the audit of the Financial Report

Our objectives are to obtain reasonable assurance about whether the financial report as a whole is free from material misstatement, whether due to fraud or error, and to issue an auditor's report that includes our opinion. Reasonable assurance is a high level of assurance, but is not a guarantee that an audit conducted in accordance with the Australian Auditing Standards will always detect a material misstatement when it exists. Misstatements can arise from fraud or error and are considered material if, individually or in the aggregate, they could reasonably be expected to influence the economic decisions of users taken on the basis of this financial report.

A further description of our responsibilities for the audit of the financial report is located at the Auditing and Assurance Standards Board website (<http://www.auasb.gov.au/Home.aspx>) at:

https://www.auasb.gov.au/admin/file/content102/c3/ar2_2020.pdf

This description forms part of our auditor's report.



Report on the Remuneration Report

Opinion on the Remuneration Report

We have audited the Remuneration Report included in the directors' report for the year ended 30 June 2023.

In our opinion, the Remuneration Report of EMVision Medical Devices Ltd, for the year ended 30 June 2023, complies with section 300A of the *Corporations Act 2001*.

Responsibilities

The directors of the Company are responsible for the preparation and presentation of the Remuneration Report in accordance with section 300A of the *Corporations Act 2001*. Our responsibility is to express an opinion on the Remuneration Report, based on our audit conducted in accordance with Australian Auditing Standards.

BDO Audit Pty Ltd

BDO

A handwritten signature in black ink, appearing to read 'Leah Russell'.

Leah Russell
Director

Sydney, 29 August 2023

EMVision Medical Devices Ltd
Shareholder Information

ASX Additional Information

The Company's ordinary shares are quoted as 'EMV' on ASX. The shareholder information set out below was applicable as at 28 August 2023.

Distribution of equitable securities (ordinary shares)

Analysis of number of equitable security holders by size of holding:

	Number of ordinary shares	Number of holders of ordinary shares
100,001 and over	53,324,260	128
10,001 to 100,000	17,454,867	597
5,001 to 10,000	3,400,055	452
1,001 to 5,000	3,129,665	1,204
1 to 1,000	606,370	1,234
	<hr/>	
	77,915,217	3,615
	<hr/>	
Holding less than a marketable parcel	55,026	342
	<hr/>	

Equity security holders (ordinary shares)

Twenty largest quoted equity security holders

The names of the twenty largest security holders of this class of quoted equity securities are listed below:

	Ordinary shares Number held	% of total shares issued
MR SCOTT PHILIP KIRKLAND	3,861,987	4.96
RYAN MICHAEL LAWS	3,250,000	4.17
DR RONALD PETER WEINBERGER	2,108,727	2.71
MR PAUL RAYMOND BROWN & MRS ANGELIQUE SUSAN BROWN <BROWN FAMILY A/C>	1,358,250	1.74
JM STARCEVICH INVESTMENTS PTY LTD	1,230,000	1.58
UNIQUEST PTY LIMITED	1,200,000	1.54
BUSSO HOLDINGS PTY LTD <BEW A/C>	1,160,000	1.49
GLENSBURG PTY LTD <TYTO CORP PENSION FUND A/C>	1,112,000	1.43
WALSH PRESTIGE PTY LTD <WALSH FAMILY A/C>	1,050,000	1.35
DR STUART CROZIER	1,044,937	1.34
MR MARTIN KOLEV	1,000,000	1.28
NEWECONOMY COM AU NOMINEES PTY LIMITED <900 ACCOUNT>	986,267	1.27
MR VINCENT MICHAEL O'SULLIVAN <O'SULLIVAN A/C>	956,000	1.23
J P MORGAN NOMINEES AUSTRALIA PTY LIMITED	903,028	1.16
CITICORP NOMINEES PTY LIMITED	882,214	1.13
WAKIL FAMILY GROUP PTY LTD <RON TON FASHIONS P/L RP A/C>	860,095	1.10
OOFY PROSSER PTY LTD <DRONES FAMILY A/C>	855,000	1.10
HILLRIDGE PTY LTD	842,425	1.08
TRUEBELL CAPITAL PTY LTD <TRUEBELL INVESTMENT FUND>	840,000	1.08
KONG PAK LIM	805,500	1.03
	<hr/>	
	26,306,430	33.76
	<hr/> <hr/>	

EMVision Medical Devices Ltd
Shareholder Information

Unquoted equity securities

	Number on issue	Number of holders
Series D options over ordinary shares	400,000	1
Series E options over ordinary shares	700,000	2
Series F options over ordinary shares	750,000	1
Series H options over ordinary shares	200,000	1
Series I options over ordinary shares	500,000	1
Series J options over ordinary shares	2,400,000	2
Series K options over ordinary shares	250,000	1
Series L options over ordinary shares	700,000	1
Series M options over ordinary shares	400,000	1
Employee performance rights	44,305	8
Performance shares	6,000,000	1

The unlisted options over ordinary shares and employee performance rights were issued to key management personnel, employees and contractors of the Company. The performance shares were issued to Uniquist Pty Ltd.

Substantial holders

Substantial holders in the company are set out below:

	Ordinary shares	
	Number held	% of total shares issued
Mr Scott Philip Kirkland	4,276,987	5.49%

Voting rights

The voting rights attached to ordinary shares are set out below:

Ordinary shares

On a show of hands every member present at a meeting in person or by proxy shall have one vote and upon a poll each share shall have one vote.

There are no other classes of equity securities.

On-market Buy-back

There is no current on-market buy-back of the Company's securities in place.