

# Australian Unity Office Fund

**2023 Annual Report**



# Contents

Highlights from FY23	iii
Letter from the Independent Non-Executive Director and Chairman, and Fund Manager	iv
2023 Key metrics and capital position	vii
Portfolio overview	viii
Portfolio property overview	x
AUIREL Board and Fund Management Team	xii
Annual financial report and directors' report 2023	1
Directors' report	2
Auditor's independence declaration	8
Consolidated statement of comprehensive income	9
Consolidated statement of financial position	10
Consolidated statement of changes in equity	11
Consolidated statement of cash flows	12
Notes to the consolidated financial statements	13
Directors' declaration	44
Independent auditor's report to the unitholders of Australian Unity Office Fund	45
Corporate Governance Statement and ASX Additional Information	49
Directory	52

# Highlights from FY23



Asset sales

**3**

assets sold, circa  
\$220m proceeds



Distributions<sup>1</sup>

**32.5**

cents per unit



Funds from operations

**11.7**

cents per unit



Gearing<sup>2</sup>

**0.0%**

## Fund Portfolio

Portfolio value	Weighted average capitalisation rate	Portfolio net lettable area
\$310.4m	6.45%	48,854sqm
Portfolio occupancy <sup>3</sup>	Weighted average lease expiry	Weighted average value
63.0% / 92.5%	2.8yrs	\$6,354/sqm

All data is as at 30 June 2023

1. Distributions comprise an ordinary distribution of 10.0 cents per unit and a special distribution of 22.5 cents per unit.
2. The fund had no drawn debt at 30 June 2023.
3. By net lettable area. Portfolio occupancy is 63.0% for all assets, or 92.5% excluding asset under refurbishment (being 10 Valentine Avenue, Parramatta).

# Letter from the Independent Non-Executive Director and Chairman, and AOF Fund Manager



**Peter Day**  
Independent  
Non-Executive  
Director and  
Chairman,  
Australian Unity  
Investment Real  
Estate Limited



**Nikki  
Panagopoulos**  
Fund Manager,  
Australian Unity  
Office Fund

Dear AOF Investor,

On behalf of the Board of Australian Unity Investment Real Estate Limited (AUIREL), as responsible entity of Australian Unity Office Fund (AOF), we are pleased to present AOF's financial year 2023 (FY23) Annual Report.

AOF's investment objective is to maximise returns for unitholders through:

- owning Australian real estate assets in metropolitan and CBD markets;
- generating income by delivering and maintaining sustainable occupancy levels, including through repositioning assets;
- as appropriate, divesting assets and returning capital to unitholders.

During FY23 AOF delivered on its investment objectives by:

- selling the following three assets:
  - 30 Pirie Street, Adelaide, SA for a gross sale price of \$73.0 million reflecting the independent valuation of the asset at 30 June 2022;
  - 2 Eden Park Drive, Macquarie Park, NSW for a gross sale price of \$68.825 million reflecting a 10% premium to the 30 June 2022 independent valuation; and
  - 5 Eden Park Drive, Macquarie Park, NSW for a gross sale price of \$80.75 million, reflecting a 1% premium to the 30 June 2022 independent valuation.
- using the proceeds from the asset sales to repay all of AOF's drawn debt and returning capital to unitholders via a special distribution of 22.5 cents per unit (total of \$37.0 million), and which was paid to unitholders on 27 July 2023;
- paying ordinary distributions of 10.0 cents per unit;
- progressing the refurbishment of 10 Valentine Ave, Parramatta, NSW and design works for 150 Charlotte Street, Brisbane, QLD; and
- maintaining average portfolio occupancy of 92.5%<sup>1</sup> (excluding 10 Valentine Ave, Parramatta, NSW which is currently vacant and under refurbishment).

AOF's portfolio at 30 June 2023 was valued at \$310.4 million, reflecting a weighted average capitalisation rate of 6.45% and a value per square metre of lettable area of \$6,354. All of AOF's assets were revalued in the six months to 30 June 2023.

AOF's net tangible assets (NTA) at 30 June 2023 of \$1.91 per unit reflects the updated independent valuations and a 22.5 cents per unit provision for the special distribution.

AOF's capital management position remains sound. As at 30 June 2023 AOF had no drawn debt and an undrawn \$81 million debt facility which expires in March 2025.

#### Refurbishments

At 10 Valentine Avenue, Parramatta, NSW, refurbishment works are underway including floor upgrades, new lobby with contemporary end of trip and wellness facilities and upgraded services infrastructure. The objective is to create a regenerated office building offering enhanced tenant amenity, including contemporary and flexible workplace solutions, and additional activation with public domain improvements.

At 150 Charlotte Street, Brisbane, QLD, refurbishment works will involve lobby improvements including the introduction of a third space, concierge and café. The objective is to create enriched amenity, contributing to the asset's existing attributes, including contemporary and flexible workplace solutions.

#### Outlook

AOF will continue to focus on its investment objective of maximising returns for unitholders through delivering on leasing and occupancy outcomes, with a proactive approach to portfolio construction, asset sales and active asset management.

Distribution guidance of 1.30<sup>2</sup> cents per unit has been provided for the September 2023 quarter and will continue to be provided on a quarterly basis.

We would like to thank you for your investment in AOF.

Yours faithfully,

**Peter Day**

Independent Non-Executive Director and Chairman – Australian Unity Investment Real Estate Limited

**Nikki Panagopoulos**

Fund Manager – Australian Unity Office Fund

---

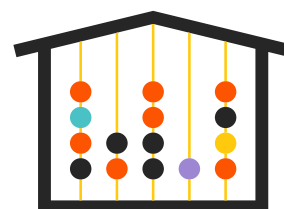
1. By net lettable area at 30 June 2023.

2. Distribution guidance is subject to no material change in AOF's portfolio, no material change in current market conditions and no unforeseen events

10 Valentine Avenue,  
Parramatta, NSW



# 2023 Key metrics and capital position



## Key metrics

	FY23	FY22
Losses for the year	(\$4.4m)	(\$48.4m)
Funds from operations (FFO) <sup>1</sup>	\$19.3m	\$30.8m
FFO per unit	11.7 cents	18.8 cents
FFO payout ratio	85.2%	81.0%
Distribution	\$53.4m	\$25.0m
Distribution per unit	32.5 cents	15.2 cents
Net Tangible Asset (NTA) per unit	\$1.91 <sup>2</sup>	\$2.26 <sup>3</sup>

## Capital position

	30 June 2023	30 June 2022
Drawn debt	\$0	\$170.3m
Debt facility limit	\$81m	\$250m
Weighted average cost of debt	n/a <sup>4</sup>	2.9%
Weighted average debt term to maturity	1.7 years	2.7 years
Gearing <sup>5</sup>	0.0%	30.4%
Interest cover ratio	5.2x	5.5x

1. FFO is a Property Council of Australia definition which adjusts statutory Australian Accounting Standards net profit for non-cash changes in investment properties, non-cash impairment of goodwill, non-cash fair value adjustments to financial instruments, amortisation of incentives and leasing costs, rental straight-line adjustments to financial instruments and other unrealised or one-off items. When assessing FFO, Directors also add back rental abatement incentives to ensure consistency with the treatment of rent free incentives and fitout incentives.

2. As at 30 June 2023.

3. As at 30 June 2022.

4. AOF had no drawn debt at 30 June 2023.

5. Gearing is calculated as interest bearing liabilities (excluding unamortised establishment costs) less cash divided by total tangible assets less cash.



## Portfolio overview<sup>1</sup>



**5**

CBD/Metro  
properties



**63.0%/**  
**92.5%**

Occupancy<sup>2</sup>



**\$310.4m**

Portfolio  
value



**6.45%**

Weighted average  
capitalisation rate



**2.8yrs**

WALE<sup>3</sup>



**48,854sqm**

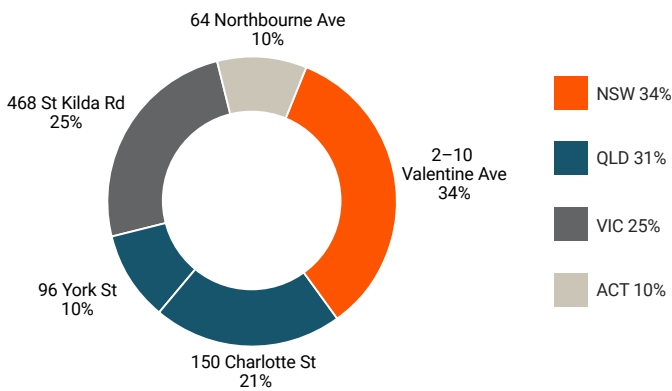
Net lettable  
area



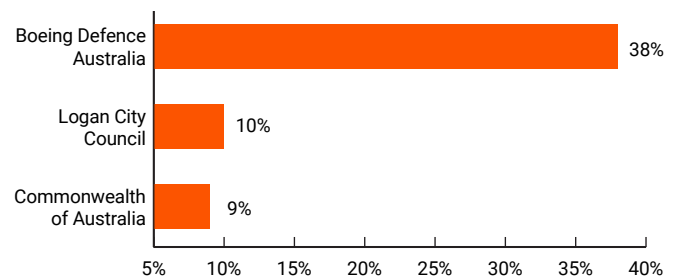


468 St Kilda Road, Melbourne, VIC

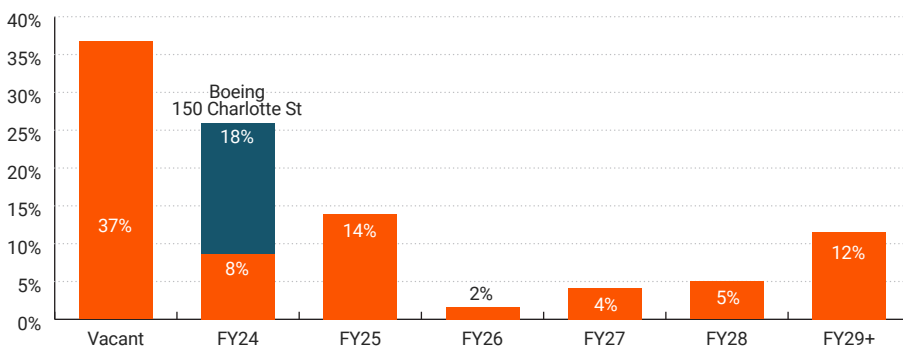
### Geographic diversification<sup>4</sup>



### Top 3 tenants<sup>5</sup>



### Lease expiry profile<sup>6</sup>



1. As at 30 June 2023.  
 2. By net lettable area. Portfolio occupancy is 63.0% for all assets, or 92.5% excluding asset under refurbishment (being 10 Valentine Avenue, Parramatta).  
 3. WALE means weighted average lease expiry in years, by gross property income.  
 4. By book value.  
 5. By gross property income.  
 6. By net lettable area.

# Portfolio property overview<sup>1</sup>



### 96 York Street, Beenleigh



Book Value (\$m)	\$31.90m
Capitalisation Rate (%)	6.00%
Net Lettable Area (sqm)	4,650
WALE <sup>2</sup> (by years)	8.5 years
Occupancy (by NLA)	86.3%
NABERS Energy	5.5 stars
NABERS Water	4.5 stars

### 150 Charlotte Street, Brisbane



Book Value (\$m)	\$66.25m
Capitalisation Rate (%)	7.13%
Net Lettable Area (sqm)	11,024
WALE <sup>2</sup> (by years)	1.2 years
Occupancy (by NLA)	97.6%
NABERS Energy	5.0 stars
NABERS Water	3.5 stars

### 2-10 Valentine Avenue, Parramatta



Book Value (\$m)	\$104.75m
Capitalisation Rate (%)	6.25%
Net Lettable Area (sqm)	15,594
WALE <sup>2</sup> (by years)	0.0 years
Occupancy (by NLA)	0.0%
NABERS Energy	n/a <sup>3</sup>
NABERS Water	n/a <sup>3</sup>

### 64 Northbourne Avenue, Canberra



Book Value (\$m)	\$29.50m
Capitalisation Rate (%)	7.00%
Net Lettable Area (sqm)	6,375
WALE <sup>2</sup> (by years)	1.9 years
Occupancy (by NLA)	100.0%
NABERS Energy	4.5 stars
NABERS Water	4.5 stars

### 468 St Kilda Road, Melbourne



Book Value (\$m)	\$78.00m
Capitalisation Rate (%)	6.13%
Net Lettable Area (sqm)	11,211
WALE <sup>2</sup> (by years)	3.6 years
Occupancy (by NLA)	85.7%
NABERS Energy	4.0 stars
NABERS Water	5.0 stars

1. As at 30 June 2023.

2. WALE means weighted average lease expiry in years, by gross property income.

3. 10 Valentine Avenue is currently under refurbishment.

# Board of Australian Unity Investment Real Estate Limited



**(William) Peter Day**

Independent Non-Executive Director and Chairman, Member of the Audit & Risk Committee

---



**Eve Crestani**

Independent Non-Executive Director, Chairman of the Audit & Risk Committee

---



**Greg Willcock**

Non-Executive Director, Member of the Audit & Risk Committee

---

## Fund Management Team



**Nikki Panagopoulos**

*Fund Manager*

Time at Australian Unity: 19 years  
Industry experience: Over 25 years

---



**Simon Beake**

*Deputy Fund Manager*

Time at Australian Unity: 12 years  
Industry experience: Over 25 years

---



**Michael Carabetta**

*Senior Asset Manager*

Time at Australian Unity: 2 years  
Industry experience: Over 25 years

---

Supported by the broader Australian Unity Group.



96 York Street, Beenleigh, QLD

# Australian Unity Office Fund

ARSN 113 369 627

## Annual financial report and directors' report for the year ended 30 June 2023

<b>Contents</b>	<b>Page</b>
Directors' report	2
Auditor's independence declaration	8
Consolidated statement of comprehensive income	9
Consolidated statement of financial position	10
Consolidated statement of changes in equity	11
Consolidated statement of cash flows	12
Notes to the consolidated financial statements	13
Directors' declaration	44
Independent auditor's report to the unitholders of Australian Unity Office Fund	45

**Australian Unity Office Fund  
Directors' report  
30 June 2023**

## Directors' report

The directors of Australian Unity Investment Real Estate Limited (ABN 86 606 414 368), the Responsible Entity of Australian Unity Office Fund ("the Scheme"), present their report together with the consolidated financial statements of the Scheme for the year ended 30 June 2023.

### Directors

The following persons were directors of the Responsible Entity of the Scheme (the "Board") during the year and up to the date of this report:

W Peter Day*	Independent Non-Executive Director and Chairman
Eve Crestani*	Independent Non-Executive Director and Chairman of the Audit & Risk Committee (appointed Chairman of Audit & Risk Committee on 19 April 2023)
Greg Willcock	Non-Executive Director
Don Marples*	Resigned 18 April 2023
Erle Spratt	Resigned 27 March 2023

\* Member of the Audit & Risk Committee

### Company secretary

The company secretary of the Responsible Entity during the year and up to the date of this report is Liesl Petterd.

## Operating and financial review

### Principal activities

The Scheme is an ASX-listed Real Estate Investment Trust that wholly owns a portfolio of properties located across Australian metropolitan and CBD markets.

### Investment objective and strategy

The Scheme's investment objective is to maximise returns for unitholders through:

- owning Australian real estate assets in metropolitan and CBD markets;
- generating income by delivering and maintaining sustainable occupancy levels, including through repositioning assets;
- as appropriate, divesting assets and returning capital to unitholders.

The appointed Investment Manager of the Scheme's assets is Australian Unity Funds Management Limited (ABN 60 071 497 115).

Australian Unity Property Management Pty Ltd (ABN 76 073 590 600) has been appointed to provide a number of property related services to the Scheme.

## Review of operations

On 20 December 2022, the Scheme completed the sale of 30 Pirie Street, Adelaide, SA. The sale price of \$73,000,000, excluding settlement adjustments, reflected the asset's independent valuation as at 30 June 2022.

On 14 February 2023, the Scheme completed the sale of 2 Eden Park Drive, Macquarie Park, NSW. The sale price of \$68,825,000, excluding settlement adjustments, reflected a 10.1% premium to the asset's independent valuation of \$62,500,000 as at 30 June 2022.

On 20 March 2023, the Scheme completed the sale of 5 Eden Park Drive, Macquarie Park, NSW. The sale price of \$80,750,000, excluding settlement adjustments, reflected a 0.9% premium to the asset's independent valuation of \$80,000,000 million as at 30 June 2022.

Proceeds from the asset sales were used to repay all outstanding borrowings and to fund a special 22.5 cent per unit distribution, which was paid on 27 July 2023.

## Financial result

The following table summarises the statutory profit for the year ended 30 June 2023 and provides a comparison to the statutory profit for the year ended 30 June 2022.

<b>\$'000</b>	<b>2023</b>	<b>2022</b>
Rental income *	36,649	52,843
Property expenses **	(10,659)	(12,881)
Straight lining of rental income and amortisation of leasing commissions and tenant incentives	(5,329)	(6,196)
<b>Net property income</b>	<b>20,661</b>	<b>33,766</b>
Interest income	323	1
Net (loss) / gain on financial instruments held at fair value through profit and loss	(1,278)	9,679
Net fair value decrement of investment properties	(12,212)	(76,146)
Disposal costs***	(2,603)	(1,096)
Management fees	(2,774)	(3,690)
Borrowing and other related costs	(4,322)	(5,645)
Other expenses****	(2,237)	(5,224)
<b>Losses for the year</b>	<b>(4,442)</b>	<b>(48,355)</b>

\* Rental income excludes the impact of straight lining of rental income and amortisation of leasing commissions and amortisation of tenant incentives

\*\* Property expenses includes expected credit losses

\*\*\* Disposal costs for the year ended 30 June 2023 relate to costs incurred in the disposal of 30 Pirie Street, Adelaide, SA, 5 Eden Park Drive, Macquarie Park, NSW and 2 Eden Park Drive, Macquarie Park, NSW. Disposal costs for the year ended 30 June 2022 relate to costs incurred in the disposal of 32 Phillip Street, Parramatta, NSW.

\*\*\*\* Other expenses for the year ended 30 June 2022 include \$3,646,000 of costs associated with assessing options to maximise returns for unitholders; including the proposed merger with the Australian Unity Diversified Property Fund and corporate transactions.

At 30 June 2023, the Scheme's net assets attributable to unitholders per unit was \$1.91 (2022: \$2.26).



**Australian Unity Office Fund**  
**Directors' report**  
**30 June 2023**  
(continued)

**Funds From Operations**

The Scheme uses the Property Council of Australia's definition of Funds From Operations (FFO) as a key determinant of the level of distributions to pay.

FFO is a Property Council of Australia definition which adjusts statutory Australian Accounting Standards profit for the year for non-cash changes in investment properties, non-cash impairment of goodwill, non-cash fair value adjustments to financial instruments, amortisation of incentives and leasing costs, rental straight-line adjustments and other unrealised or one-off items.

When assessing FFO, Directors also add back rental abatement incentives to ensure consistency with the treatment of rent free incentives and fitout incentives.

The Scheme aims to distribute between 80% and 100% of Directors' assessment of FFO each year. Where an asset is sold during the year, the Scheme may also pay a special distribution.

A reconciliation of the statutory profit to FFO and distributions is set out below for the year ended 30 June 2023 and 30 June 2022.

<b>\$'000</b>	<b>2023</b>	<b>2022</b>
Losses for the year	(4,442)	(48,355)
Adjusted for:		
Straight lining of rental income and amortisation of leasing commissions and tenant incentives	5,329	6,196
Net loss / (gain) on financial instruments held at fair value through profit and loss	1,278	(9,679)
Net fair value decrement of investment properties	12,212	76,146
Disposal costs	2,603	1,096
Amortisation of borrowing costs	720	433
One off adjustment *	-	3,646
Add back: Rental abatement incentives	1,593	1,364
<b>Directors' assessment of Funds from Operations</b>	<b>19,293</b>	<b>30,847</b>
<b>Ordinary distributions declared</b>	<b>16,439</b>	<b>24,986</b>
<b>Special distributions declared</b>	<b>36,986</b>	<b>-</b>

\* The Scheme incurred costs, for the year ended 30 June 2022, associated with assessing options to maximise returns for unitholders; including the proposed merger with the Australian Unity Diversified Property Fund, corporate transactions and assets sales. As these costs are one off in nature, and not part of the underlying and recurring earnings of the Scheme, the directors have excluded them from the FFO calculation.

<b>Cents per unit</b>	<b>2023</b>	<b>2022</b>
Directors' assessment of Funds from Operations	<b>11.7</b>	18.8
Ordinary distributions declared	<b>10.0</b>	15.2
Special distributions declared	<b>22.5</b>	-
Payout ratio (Ordinary distributions declared/Funds From Operations)	<b>85.2%</b>	81.0%

**Property portfolio**

At 30 June 2023, the Scheme wholly owned a portfolio of five properties located across Australian metropolitan and CBD markets. The portfolio is valued at \$310,400,000 (2022: \$539,820,000) and has a total net lettable area of 48,854 sqm (2022: 95,904 sqm).

**a) Leasing and occupancy**

At 30 June 2023, the Scheme's investment properties weighted average lease expiry was 2.8 years (2022: 2.5 years) and occupancy rate was 63.0% (2022: 84.4%).

**b) Valuations**

2-10 Valentine Avenue, Parramatta, NSW; 64 Northbourne Avenue, Canberra, ACT; 468 St Kilda Road, Melbourne, VIC; and 150 Charlotte Street, Brisbane, QLD were independently valued at 30 June 2023. 96 York Street, Beenleigh, QLD was independently valued at 31 March 2023.

The weighted average capitalisation rate for the portfolio was 6.5% as at 30 June 2023 (2022: 5.7%).

**Capital management**

As at 30 June 2023, drawn borrowings totalled \$nil (30 June 2022: \$170,300,000). The Scheme's gearing (calculated as interest bearing liabilities, excluding unamortised establishment costs, less cash, divided by total tangible assets less cash) was 0.0% (30 June 2022: 30.4%).

During the financial year, and following the sales of 30 Pirie Street, Adelaide, SA, 2 Eden Park Drive, Macquarie Park, NSW and 5 Eden Park Drive, Macquarie Park, NSW, the Scheme repaid all drawn debt and terminated \$169,000,000 of the Scheme's debt facility. The Scheme's \$81,000,000 debt facility (\$250,000,000 at 30 June 2022) expires on 17 March 2025. The facility is secured against the assets of the Scheme and is non-recourse to unitholders. The Scheme did not breach its debt covenants during the year ended 30 June 2023.

During the year, the Scheme terminated four interest rate swaps, realising a \$5,054,450 gain.

The Distribution Reinvestment Plan (DRP) was not active for the year-ended 30 June 2023.

**Outlook and guidance**

The Scheme will continue to be managed in accordance with the investment objectives and guidelines as set out in the governing documents of the Scheme and in accordance with the provisions of the Scheme's Constitution.

The Responsible Entity will continue to focus on active portfolio management, including progressing refurbishment initiatives at 10 Valentine Avenue, Parramatta, NSW and 150 Charlotte Street, Brisbane, QLD. The Scheme will also continue to explore other initiatives to maximise returns for unitholders.

The Responsible Entity provides distribution guidance of 1.30 cents per unit for the September 2023 quarter. This guidance is subject to no material change in the Scheme's portfolio, no material change in current market conditions and no unforeseen events. The Responsible Entity will provide distribution guidance on a quarterly basis.

The Responsible Entity will continue to review the Scheme's financial position, including its income profile, balance sheet position, debt facilities and associated covenants and will update the market should circumstances materially change.

**Matters subsequent to the end of the financial year**

No matter or circumstance has arisen since 30 June 2023 that have significantly affected, or may significantly affect the operations of the Scheme, the result of operations, or the state of the Scheme's affairs in the future years.

**Significant changes in the state of affairs**

On 27 March 2023, the Scheme was advised that Australian Unity and Keppel Capital had entered into agreements to terminate the Australian Unity Keppel Capital Pty Ltd (ABN 67 637 410 505) joint venture and transfer the ownership of Australian Unity Investment Real Estate Limited ("AUIREL") (ABN 86 606 414 368) ("the Responsible Entity") such that it will be 100% owned by Australian Unity. The Responsible Entity of the Scheme is now a wholly owned subsidiary of Australian Unity Limited (ABN 23 087 648 888). The Responsible Entity's registered office is Level 15, 271 Spring Street, Melbourne, VIC 3000.

In the opinion of the directors, there were no other significant changes in the state of affairs of the Scheme that occurred during the year, except those mentioned elsewhere in the report.

**Australian Unity Office Fund**  
**Directors' report**  
**30 June 2023**  
 (continued)

**Environmental regulation**

The property operations of the Scheme are subject to environmental regulations under Australian law. There have been no known reportable breaches of these regulations.

**Fees paid to and interests held in the Scheme by the Responsible Entity or its associates**

Fees paid to the Responsible Entity and its associates out of Scheme property during the year are disclosed in note 20 to the consolidated financial statements.

No directors' fees were paid out of the assets of the Scheme to the directors of the Responsible Entity, except for independent directors who receive their fees from the Scheme. Directors' fees paid during the year were \$335,125 (2022: \$335,000).

The number of interests in the Scheme held by the Responsible Entity or its associates as at the end of the year are disclosed in note 20 to the consolidated financial statements.

The number of units held by directors in the Scheme are:

Director	Units at 30 June 2023
W Peter Day	58,000

At the date of this report, none of the other current directors of the Responsible Entity hold any units in the Scheme.

The following table sets out the directorships of Australian listed companies held by the directors of the Responsible Entity during the three years immediately before the end of the financial year:

Director	Listed Entity	Appointed	Resigned
W Peter Day	Alumina Limited	January 2014 *	Not applicable
	Ansell Limited	August 2007	November 2021

\* W Peter Day was subsequently appointed Chairman of the Board on 1 April 2018.

**Units in the Scheme**

The movement in units on issue in the Scheme during the year is disclosed in note 8 to the consolidated financial statements.

The value of the Scheme's assets and liabilities is disclosed in the consolidated statement of financial position and derived using the basis set out in note 2 to the consolidated financial statements.

**Indemnification and insurance of officers and auditors**

While insurance cover is in place, no insurance premiums are paid for out of the assets of the Scheme in regards to insurance cover provided to either the officers of Australian Unity Investment Real Estate Limited or the auditors of the Scheme. So long as the officers of Australian Unity Investment Real Estate Limited act in accordance with the Scheme's Constitution and the *Corporations Act 2001*, the officers remain indemnified out of the assets of the Scheme against losses incurred while acting on behalf of the Scheme. The auditors of the Scheme are in no way indemnified out of the assets of the Scheme.

**Provision of non-audit services by auditor**

The Scheme may decide to employ the auditor (PwC) on assignments in addition to their statutory audit duties. Details of the amounts paid to the auditor, which includes amounts paid for non-audit services and other assurance services, are set out in note 6 to the financial statements.

The Directors have considered the non-audit services and other assurance services provided by the auditor during the financial year. In accordance with advice received from the Audit & Risk Committee, the Directors are satisfied that the provision of non-audit services is compatible with, and did not compromise, the general standard of auditor independence imposed by the *Corporations Act 2001* for the following reasons:

- all non-audit services have been reviewed by the Audit & Risk Committee to ensure they do not impact the impartiality and objectivity of the auditor; and
- none of the services undermine the general principles relating to auditor independence as set out in *APES 110 Code of Ethics for Professional Accountants*.

**Rounding of amounts**

The Scheme is an entity of a kind referred to in *ASIC Corporations Instrument 2016/191* issued by the Australian Securities and Investments Commission relating to the "rounding off" of amounts in the directors' report. Amounts in the directors' report and financial statements have been rounded to the nearest thousand dollars.

**Auditor's independence declaration**

A copy of the Auditor's independence declaration as required under section 307C of the *Corporations Act 2001* is set out on page 8.

Signed in accordance with a resolution of the directors of Australian Unity Investment Real Estate Limited.



Eve Crestani  
Independent Non-Executive Director and Chairman of the Audit & Risk Committee



W Peter Day  
Independent Non-Executive Director and Chairman

28 August 2023



## Auditor's Independence Declaration

As lead auditor for the audit of Australian Unity Office Fund for the year ended 30 June 2023, I declare that to the best of my knowledge and belief, there have been:

- (a) no contraventions of the auditor independence requirements of the *Corporations Act 2001* in relation to the audit; and
- (b) no contraventions of any applicable code of professional conduct in relation to the audit.

This declaration is in respect of Australian Unity Office Fund and the entities it controlled during the period.

A handwritten signature in blue ink, appearing to read 'Britt Hawkins', is written over a faint, light blue grid background.

Britt Hawkins  
Partner  
PricewaterhouseCoopers

Melbourne  
28 August 2023

PricewaterhouseCoopers, ABN 52 780 433 757  
2 Riverside Quay, SOUTH BANK VIC 3006, GPO Box 1331, MELBOURNE VIC 3001  
T: 61 3 8603 1000, F: 61 3 8603 1999, [www.pwc.com.au](http://www.pwc.com.au)

Liability limited by a scheme approved under Professional Standards Legislation.

**Australian Unity Office Fund**  
**Consolidated statement of comprehensive income**  
**For the year ended 30 June 2023**

**Consolidated statement of comprehensive income**

	Notes	2023 \$'000	2022 \$'000
<b>Income</b>			
Rental income	3	31,320	46,647
Property expenses	4	<u>(10,659)</u>	<u>(12,881)</u>
<b>Net property income</b>		<b>20,661</b>	33,766
Interest income		323	1
Net (loss) / gain on financial instruments held at fair value through profit or loss		(1,278)	9,679
Net fair value decrement of investment properties	14(b)	<u>(12,212)</u>	<u>(76,146)</u>
<b>Total income net of property expenses</b>		<b><u>7,494</u></b>	<b><u>(32,700)</u></b>
<b>Expenses</b>			
Management fees	20	2,774	3,690
Borrowings costs and other related costs	5	4,322	5,645
Disposal costs		2,603	1,096
Other expenses	7	<u>2,237</u>	<u>5,224</u>
<b>Total expenses, excluding property expenses</b>		<b><u>11,936</u></b>	<b><u>15,655</u></b>
<b>Losses for the year</b>		<b><u>(4,442)</u></b>	<b><u>(48,355)</u></b>
<b>Other comprehensive income</b>		<u>-</u>	<u>-</u>
<b>Total comprehensive income attributable to unitholders</b>		<b><u>(4,442)</u></b>	<b><u>(48,355)</u></b>
<b>Basic and diluted earnings per unit attributable to unitholders (cents per unit)</b>	10	<b>(2.70)</b>	(29.42)

*The above consolidated statement of comprehensive income should be read in conjunction with the accompanying notes.*

**Australian Unity Office Fund**  
**Consolidated statement of financial position**  
**As at 30 June 2023**

**Consolidated statement of financial position**

	Notes	2023 \$'000	2022 \$'000
<b>Assets</b>			
Cash and cash equivalents	11	43,864	3,261
Receivables	12	899	1,357
Financial assets held at fair value through profit or loss	13	2,356	8,689
Other assets		707	873
Investment properties	14	310,400	539,820
<b>Total assets</b>		<b>358,226</b>	554,000
<b>Liabilities</b>			
Distributions payable	9	41,096	6,247
Payables	15	3,508	6,678
Borrowings	16	-	169,585
<b>Total liabilities</b>		<b>44,604</b>	182,509
<b>Net assets attributable to unitholders</b>	8	<b>313,622</b>	371,491

*The above consolidated statement of financial position should be read in conjunction with the accompanying notes.*

**Australian Unity Office Fund**  
**Consolidated statement of changes in equity**  
**For the year ended 30 June 2023**

**Consolidated statement of changes in equity**

	<b>2023</b>	<b>2022</b>
	<b>\$'000</b>	<b>\$'000</b>
<b>Balance at the beginning of the year</b>	<b>371,491</b>	444,832
<b>Comprehensive income for the year</b>		
Loss for the year	<u>(4,442)</u>	<u>(48,355)</u>
<b>Total comprehensive income attributable to unitholders</b>	<b>(4,442)</b>	<b>(48,355)</b>
<b>Transactions with unitholders</b>		
Distributions paid and payable	<u>(53,427)</u>	<u>(24,986)</u>
<b>Total transactions with unitholders</b>	<b>(53,427)</b>	<b>(24,986)</b>
<b>Balance at the end of the year</b>	<b><u>313,622</u></b>	<b><u>371,491</u></b>

*The above consolidated statement of changes in equity should be read in conjunction with the accompanying notes.*



**Australian Unity Office Fund**  
**Consolidated statement of cash flows**  
**For the year ended 30 June 2023**

**Consolidated statement of cash flows**

	Notes	2023 \$'000	2022 \$'000
<b>Cash flows from operating activities</b>			
Rental income received		36,207	50,492
Payments to suppliers		(17,296)	(21,251)
Interest received		323	1
<b>Net cash inflow from operating activities</b>	21	<b>19,234</b>	<b>29,242</b>
<b>Cash flows from investing activities</b>			
Payments for additions to owned investment properties		(6,033)	(12,371)
Purchase of an investment property		-	(33,520)
Acquisition costs on purchase of investment property		-	(2,279)
Net proceeds from sale of investment properties		217,599	66,000
Disposal costs paid from sale of investment properties		(2,603)	(1,096)
<b>Net cash inflow from investing activities</b>		<b>208,963</b>	<b>16,734</b>
<b>Cash flows from financing activities</b>			
Proceeds from borrowings		8,700	44,500
Repayment of borrowings		(179,000)	(65,000)
Borrowings costs and other related costs paid		(3,771)	(6,246)
Distributions paid		(18,578)	(24,904)
Proceeds from terminating interest rate swaps		5,055	-
<b>Net cash outflow from financing activities</b>		<b>(187,594)</b>	<b>(51,650)</b>
<b>Net increase/(decrease) in cash and cash equivalents</b>		<b>40,603</b>	<b>(5,674)</b>
Cash and cash equivalents at the beginning of the year		3,261	8,935
<b>Cash and cash equivalents at the end of the year</b>	11	<b>43,864</b>	<b>3,261</b>

The above consolidated statement of cash flows should be read in conjunction with the accompanying notes.

**Notes to the consolidated financial statements**

	<b>Page</b>
1 General information	14
2 Summary of significant accounting policies	14
3 Rental income	22
4 Property expenses	22
5 Borrowing costs and other related costs	22
6 Auditor's remuneration	23
7 Other expenses	23
8 Net assets attributable to unitholders	24
9 Distributions to unitholders	24
10 Earnings per unit	25
11 Cash and cash equivalents	25
12 Receivables	25
13 Financial assets/(liabilities) held at fair value through profit or loss	25
14 Investment properties	26
15 Payables	27
16 Borrowings	28
17 Derivative financial instruments	29
18 Financial risk management	30
19 Fair value hierarchy	33
20 Related party transactions	38
21 Reconciliation of profit to net cash inflow from operating activities	42
22 Parent entity financial information	42
23 Events occurring after the end of the financial year	43
24 Contingent assets and liabilities and commitments	43

**Australian Unity Office Fund**  
**Notes to the consolidated financial statements**  
**30 June 2023**  
(continued)

## 1 General information

These consolidated financial statements cover Australian Unity Office Fund ("the Scheme") and its subsidiaries. The Scheme was constituted on 23 March 2005 and will terminate on the 80th anniversary unless terminated earlier in accordance with the provisions of the Scheme's Constitution.

The Responsible Entity of the Scheme is Australian Unity Investment Real Estate Limited ("AUIREL") (ABN 86 606 414 368) (the "Responsible Entity"), a wholly owned subsidiary of Australian Unity Limited (ABN 23 087 648 888). The Responsible Entity's registered office is Level 15, 271 Spring Street, Melbourne, VIC 3000.

The Responsible Entity is incorporated and domiciled in Australia.

The consolidated financial statements are for the year 1 July 2022 to 30 June 2023.

The consolidated financial statements were authorised for issue by the directors of the Responsible Entity on 28 August 2023. The directors of the Responsible Entity have the power to amend and reissue the consolidated financial statements.

The Scheme's assets are managed by Australian Unity Funds Management Limited (ABN 60 071 497 115) ("the Investment Manager"), a related party of the Responsible Entity.

The Scheme controlled the following entities during the year:

- Australian Unity Holding Trust which was constituted on 31 May 2005;
- Australian Unity Second Industrial Trust which was constituted on 28 September 2001 ("SIT"). The Scheme fully redeemed its units in SIT effective 23 June 2023;
- Australian Unity Fourth Commercial Trust which was constituted on 27 September 2002 ("4CT"). The Scheme fully redeemed its units in 4CT effective 23 June 2023;
- Australian Unity Fifth Commercial Trust which was constituted on 31 July 2002 ("5CT"). The Scheme fully redeemed its units in 5CT effective 23 June 2023 and,
- Pirie Street Trust which was established by Trust Deed dated 31 July 2002. The Scheme fully redeemed its units in Pirie Street Trust effective 23 June 2023.

## 2 Summary of significant accounting policies

The principal accounting policies applied in the preparation of these consolidated financial statements are set out below. These policies have been consistently applied to all years presented, unless otherwise stated. Where appropriate, comparatives have been reclassified to enhance comparability with current year disclosures.

### (a) Basis of preparation

These general purpose consolidated financial statements have been prepared in accordance with Australian Accounting Standards, other authoritative pronouncements of the Australian Accounting Standards Board (AASB) and the *Corporations Act 2001*.

The Scheme is a for-profit entity for the purposes of preparing the consolidated financial statements.

The consolidated financial statements are prepared on the basis of fair value measurement of assets and liabilities except where otherwise stated.

The consolidated statement of financial position is presented on a liquidity basis. Assets and liabilities are presented in decreasing order of liquidity and are not distinguished between current and non-current. All balances are generally expected to be recovered or settled within 12 months, except for investment properties, financial assets/(liabilities) held at fair value through profit or loss and borrowings, where the amount expected to be recovered or settled within 12 months after the end of the year cannot be reliably determined.

### (i) Compliance with Australian Accounting Standards and International Financial Reporting Standards

The consolidated financial statements of the Scheme comply with Australian Accounting Standards as issued by AASB and also comply with International Financial Reporting Standards as issued by the International Accounting Standards Board. The consolidated financial statements of the Scheme have been prepared on a consolidated basis to provide the end users of the financial information with the most appropriate information in making financial decisions.

## 2 Summary of significant accounting policies (continued)

### (a) Basis of preparation (continued)

#### *(ii) New accounting standards and amendments adopted by the Scheme*

There are no standards, interpretations or amendments to existing standards that are effective for the first time for the financial year beginning 1 July 2022 that have a material impact on the amounts recognised in prior periods or will affect the current or future periods.

#### *(iii) New accounting standards, amendments and interpretations not yet adopted*

Certain new accounting standards, amendments and interpretations have been published that are not mandatory for 30 June 2023 reporting period and have not yet been applied in the financial statements. None of these are expected to have a material effect on the financial statements of the Scheme.

#### *(iii) Prior period restatement*

During the year, the Scheme identified that the net gain on disposal of investment properties during the comparative period had been incorrectly classified. A net fair value gain on investment property that was sold during the comparative period of \$3,023,000 has been reclassified from net gains on disposal of investment property to net fair value decrement of investment properties. Following the reclassification, the remaining costs have been renamed disposal costs to better reflect the nature of these items. There is no impact to the Scheme's profit, net assets or funds from operations as a result of the restatement of the comparative period.

### (b) Principles of consolidation

#### *(i) Subsidiaries*

The consolidated financial statements incorporate the assets and liabilities of all subsidiaries controlled by the Scheme as at 30 June 2023 and their results for the year then ended. The Scheme and its subsidiaries together are referred to in these consolidated financial statements as the consolidated entity.

Subsidiaries are all entities over which the Scheme is exposed, or has rights, to variable returns from its involvement with the subsidiary and the ability to affect those returns through its powers over the subsidiaries.

Consolidation of subsidiaries begins from the date the Scheme obtains control of the subsidiary and ceases when the Scheme loses control of the subsidiary.

The acquisition method of accounting is used to account for business combinations by the Scheme.

All transactions (including gains and losses) and balances between entities in the consolidated group are eliminated. Unrealised losses are also eliminated unless the transaction provides evidence of the impairment of the asset transferred. Accounting policies of subsidiaries have been changed where necessary to ensure consistency with the policies adopted by the Scheme.

Investments in subsidiaries are accounted for at fair value through profit or loss in the individual financial statements of the parent entity.

#### **(c) Investment properties**

Initially, investment properties are measured at the cost of acquisition, being the purchase consideration determined at the date of acquisition plus costs incidental to the acquisition. Costs incidental to acquisition may include legal fees, stamp duty and other government charges, professional fees preceding acquisition and where applicable financing charges incurred during the construction or development of an asset.

Subsequent to initial recognition, investment properties are stated at fair value being the price that would be received to sell the asset in an orderly transaction between market participants at the measurement date.

Redevelopment and refurbishment costs (other than repairs and maintenance) are capitalised to carrying value of the investment property where they result in an enhancement in the future economic benefits of the property. Leasing fees incurred and incentives provided (excluding rental abatements which are expensed) are capitalised and amortised over the lease periods to which they relate.

## 2 Summary of significant accounting policies (continued)

### (c) Investment properties (continued)

In accordance with the investment property valuations policy approved by the Board, independent valuations of investment properties are obtained from suitably qualified valuers generally at least once in every 18 months if the property is in a construction phase; otherwise at least once in any 12 month period from the date of the last valuation; or in exceptional circumstances at least once in a financial year or calendar year as determined necessary; or as soon as practicable, but not later than within two months after the directors of the Responsible Entity form a view that there is reason to believe that the fair value of the investment property is materially different from its current carrying value. Such valuations are reflected in note 14. Notwithstanding, the directors of the Responsible Entity determine the carrying value of each investment property at each reporting date to ensure that its carrying value does not materially differ from its fair value. Where the carrying value differs from fair value, that asset is adjusted to its fair value.

Where assets have been revalued, the potential effect of the capital gains tax on disposal has not been taken into account in the determination of the revalued carrying amount because the Scheme does not expect to be ultimately liable for capital gains tax in respect of the assets.

Gains or losses arising from changes in the fair value of investment properties are included in the consolidated statement of comprehensive income in the year in which they arise.

Investment properties are derecognised when they have either been disposed of or when the investment property is permanently withdrawn from use and no future benefit is expected from its disposal. Any gains or losses on the derecognition of an investment property are recognised in the consolidated statement of comprehensive income in the year of derecognition.

### (d) Financial instruments

#### (i) Classification

The Scheme classifies its investments based on the Scheme's business model for managing those financial instruments and the contractual cash flow characteristics of the financial instruments. The Scheme classifies its financial instruments into the following measurement categories:

- *Financial assets and liabilities*

The consolidated entity's and the Scheme's investments are classified as held at fair value through profit or loss. These may include investments in listed property trust(s), unlisted property trust(s) and other unlisted trust(s).

Financial assets and liabilities designated at fair value through profit or loss are those that are managed and their performance evaluated on a fair value basis in accordance with the consolidated entity's and the Scheme's documented investment strategy. The consolidated entity's and the Scheme's policy is for the Responsible Entity to evaluate the information about these financial instruments on a fair value basis together with other related financial information.

- *Amortised cost*

A financial asset is measured at amortised cost only if both of the following conditions are met:

- (a) it is held within a business model with the objective of holding assets in order to collect contractual cash flows, and
- (b) the contractual terms of the financial asset represent contractual cash flows that are solely payments of principal and interest.

#### (ii) Recognition/derecognition

The consolidated entity and the Scheme recognises financial assets and financial liabilities on the date it becomes party to the contractual agreement (trade date) and recognises changes in fair value of the financial assets or financial liabilities from this date.

A financial asset (or, where applicable a part of a financial asset or part of a group of similar financial assets) is derecognised where:

- the rights to receive cash flows from the asset have expired;
- the Scheme retains the right to receive cash flows from the asset, but has assumed an obligation to pay them in full without material delay to a third party under a 'pass through' agreement; or
- the Scheme has transferred its rights to receive cash flows from the asset and either:
  - (a) has transferred substantially all the risks and rewards of the asset; or

## 2 Summary of significant accounting policies (continued)

### (d) Financial instruments (continued)

#### (ii) Recognition/derecognition (continued)

- (b) has neither transferred nor retained substantially all the risks and rewards of the asset but has transferred control of the asset.

A financial liability is derecognised when the obligation under the liability is discharged, cancelled or expires.

Any gains or losses arising on derecognition of a financial asset or liability (calculated as the difference between the disposal proceeds and the carrying amount of the asset) is included in the consolidated statement of comprehensive income in the year the financial asset or liability is derecognised as realised gains or losses on financial instruments.

#### (iii) Measurement

Financial assets and financial liabilities held at fair value through profit or loss are measured initially at fair value excluding any transaction costs that are directly attributable to the acquisition or issue of the financial asset or financial liability. Transaction costs on financial assets and financial liabilities held at fair value through profit or loss are expensed immediately. Subsequent to initial recognition, all instruments held at fair value through profit or loss are measured at fair value with changes in their fair value recognised in the consolidated statement of comprehensive income.

For further details on how the fair values of financial instruments are determined please see Note 19 to the consolidated financial statements.

Borrowings and receivables/payables are measured initially at fair value plus transaction costs and are carried at amortised cost using the effective interest method.

#### (iv) Offsetting financial instruments

Financial assets and liabilities are offset and the net amount reported in the consolidated statement of financial position when, and only when, there is currently a legally enforceable right to offset the recognised amounts and there is an intention to settle on a net basis, or realise the asset and settle the liability simultaneously.

### (e) Derivatives

In order to minimise exposure to fluctuations in interest rates, the Scheme may use a combination of interest rate swaps and options to ensure that the rate of interest on debt is predominantly fixed. Derivative financial instruments are not held for speculative purposes and are carried on the consolidated statement of financial position at fair value. Changes in fair value are recognised in the consolidated statement of comprehensive income.

Interest payments and receipts under interest rate swap contracts are recognised on an accrual basis in the consolidated statement of comprehensive income, as an adjustment under borrowings and other related costs when the transaction occurs.

### (f) Cash and cash equivalents

For the purpose of presentation in the consolidated statement of cash flows, cash and cash equivalents includes cash on hand, deposits held at call with financial institutions, other short term, highly liquid investments with original maturities of three months or less that are readily convertible to known amounts of cash and which are subject to an insignificant risk of changes in value. Bank overdrafts, if any, are shown within borrowings in the consolidated statement of financial position.

### (g) Investment income

Interest income is recognised in the consolidated statement of comprehensive income for all financial instruments using the effective interest method. Other changes in fair value for such instruments are recorded in accordance with the policies described in note 2(d).

Trust distributions (including distributions from cash management trusts) are recognised on an entitlements basis.

Net gains/(losses) on financial assets and liabilities held at fair value through profit or loss arising on a change in fair value are calculated as the difference between the fair value at the end of the year and the fair value at the previous valuation point. Net gains/(losses) do not include interest or dividend/distribution income. Realised and unrealised gains/(losses) are shown in the notes to the consolidated financial statements.

**Australian Unity Office Fund**  
**Notes to the consolidated financial statements**  
**30 June 2023**  
(continued)

## 2 Summary of significant accounting policies (continued)

### (h) Expenses

All expenses, including property expenses, management fees and custodian fees, are recognised in the consolidated statement of comprehensive income on an accruals basis.

### (i) Income tax

Under current legislation, the Scheme is not subject to income tax provided it attributes the entirety of its taxable income to its unitholders.

### (j) Distributions

In accordance with the Scheme's Constitution, the Scheme distributes income adjusted for amounts determined by the Responsible Entity, to unitholders by cash or reinvestment. Distributions are recognised in the consolidated statement of changes in equity as transaction with unitholders.

### (k) Receivables

Receivables may include amounts for interest, rental income arrears, trust distributions and securities sold where settlement has not yet occurred. Trust distributions are accrued when the right to receive payment is established. Interest is accrued at the end of each reporting period from the time of last payment in accordance with the policy set out in note 2(g) above. Amounts are generally received within 30 days of being recorded as receivables.

Trade and other receivables are recognised initially at fair value and subsequently measured at amortised cost using the effective interest rate method, less provision for expected credit losses. Trade receivables are required to be settled within 30 days and are assessed on an ongoing basis for impairment. Receivables which are known to be uncollectable are written off by reducing the carrying amount directly. A provision for expected credit losses is recognised for expected credit losses on trade and other receivables. The provision for expected credit losses is the difference between the asset's carrying amount and the present value of estimated future cash flows, discounted at the original effective interest rate. Cash flows relating to short-term receivables are not discounted as the effect of discounting is immaterial.

The calculation of expected credit losses relating to rent and other receivables requires significant judgement to assess the future uncertainty of tenants' ability to pay their debts. Expected credit losses have been estimated with reference to the Scheme's historical credit loss experience, general economic conditions and forecasts, assumptions around rent relief that may be provided to tenants and tenant risk factors such as size, industry exposure and the Scheme's understanding of the ability of tenants to pay their debts. Accordingly, expected credit losses include both the part of the rent receivable that is likely to be waived and any additional amount relating to credit risk associated with the financial condition of the tenant.

### (l) Payables

Payables include liabilities and accrued expenses owed by the Scheme which are unpaid as at the end of the reporting period. These payables, which are generally settled on 30 to 90 day terms, are unsecured and are carried at amortised cost.

The distribution amount payable to unitholders as at the end of each reporting period is recognised separately in the consolidated statement of financial position when unitholders are presently entitled to the distributable income under the Scheme's Constitution.

Liabilities for trade creditors are carried at original invoice amount which is the fair value of the consideration to be paid in the future for goods and services received, whether or not billed to the Scheme.

Payables to related parties are recognised and carried at the nominal amount due. They are carried at the nominal amount due to the short term nature of the payable.

Borrowing costs are taken up as an expense on an accrual basis.

Provisions are recognised when the Scheme has a present obligation as a result of the past event and it is probable that the Scheme will be requested to settle the obligation and a reliable estimate can be made of the amount of the obligation.

## 2 Summary of significant accounting policies (continued)

### (m) Applications

Units issued through the ASX are recognised at the fair value of the consideration received. Transaction costs arising from the issue of units are recognised directly as a reduction of the proceeds received.

### (n) Borrowings

All loans are initially recognised at cost, being the fair value of the consideration received net of issue costs associated with borrowings.

After initial recognition, loans are subsequently measured at amortised cost using the effective interest method. Amortised cost is calculated by taking into account any issue costs and any discount or premium on settlement. Gains and losses are recognised in the consolidated statement of comprehensive income when liabilities are derecognised or impaired.

### (o) Goods and Services Tax (GST)

The consolidated statement of comprehensive income is shown exclusive of GST, unless the GST incurred (or part thereof) on expenses that are not recoverable. Expenses of various services provided to the Scheme by third parties, such as custodial services and investment management fees, may have non-recoverable GST components, as applicable. In these cases, the non-recoverable GST component is recognised as part of the particular expense in the consolidated statement of comprehensive income.

Accounts payable and receivable are stated inclusive of the GST receivable and payable, respectively. The net amount of GST recoverable, or payable, is included in receivables or payables in the consolidated statement of financial position.

Cash flows relating to GST are included in the consolidated statement of cash flows on a gross basis.

### (p) Revenue

Revenue is recognised to the extent that it is probable that the economic benefits will flow to the entity and the revenue can be reliably measured. Revenue brought to account but not received at the end of the reporting period is recognised as a receivable. The following specific recognition criteria must also be met before revenue is recognised:

#### **Rental income**

Rental income is recognised on a straight-line basis over the lease term for leases with fixed rent review clauses. The rental adjustments from straight-lining of rental income are disclosed in the consolidated financial statements for financial reporting presentation purposes only.

Contingent rentals, such as turnover rent and market rent adjustments, are recognised as income in the financial reporting period in which they are earned. Some leases contain variable payment terms that are linked to sales generated. Variable lease payments that depend on sales are recognised in the consolidated statement of comprehensive income in the period in which the condition that triggers those payments occurs.

Incidental income (costs) derived from an investment property undergoing construction or development but not directly related to bringing the assets to the working condition, are recognised in profit for the reporting period.

Rent not received at the end of the reporting period is reflected in the consolidated statement of financial position as a receivable or if paid in advance, as a liability.

#### **Outgoings income**

Outgoing income is recognised in the consolidated statement of comprehensive income on an accruals basis.

Within its lease arrangements, the Scheme provides certain services to tenants (such as utilities, cleaning, maintenance and certain parking arrangements) which are accounted for within AASB 15 *Revenue from Contracts with Customers*. A portion of the consideration within the lease arrangements is therefore allocated to revenue for the provision of these services



## 2 Summary of significant accounting policies (continued)

### (q) Leases

#### **Leasing costs**

Lease costs are costs that are directly associated with negotiating and arranging an operating lease (including commissions, legal fees and costs of preparing and processing documentation for new leases). These costs, if material, are capitalised and are amortised on a straight-line basis over the term of the lease as property expenses. The carrying amount of the leasing cost is reflected in the carrying value of investment properties.

#### **Lease incentives**

Prospective tenants may be offered incentives as an inducement to enter into operating leases. The costs of incentives are recognised as a reduction of rental revenue on a straight-line basis from the lease commencement date to the end of the lease term. The outstanding amount of the lease incentives is reflected in the fair value of investment properties.

### (r) Use of judgements and estimates

The preparation of the Scheme's consolidated financial statements requires it to make judgements, estimates and assumptions that affect the reported amounts of assets and liabilities. Uncertainty about these assumptions and estimates could result in outcomes that could require a material adjustment to the carrying amount of the asset or liability affected in the future. However, estimates are continually evaluated and based on historical experience and other factors, including expectations of future events that are believed to be reasonable under the circumstances.

Critical judgements are made by the Scheme in respect of the fair values of investment properties. These investments are reviewed regularly by reference to external independent property valuations and market conditions, using generally accepted market practices.

The key valuation inputs used by the external independent property valuers in the latest valuations have been disclosed in note 19.

The Scheme's financial instruments are valued primarily based on the prices provided by independent pricing services.

When the fair values of the reported financial instruments cannot be derived from active markets, they are determined using prices obtained from inactive or unquoted markets and/or other valuation techniques. The inputs to these valuation techniques (if applicable) are taken from observable markets to the extent practicable. Where observable inputs are not available, the inputs may be estimated based on a degree of judgements and assumptions in establishing fair values.

Where appropriate, the outcomes of the valuation techniques that are used in establishing fair values are validated using prices from observable current market transactions for similar instruments (without modification or repackaging) or based on relevant available observable market data.

The determination of what constitutes 'observable' requires significant judgement by the Scheme. The Scheme considers observable data to be market data that is readily available, regularly distributed or updated, reliable and verifiable, not proprietary, and provided by independent sources that are actively involved in the relevant market.

In addition, areas such as credit risk (both own and counterparty), volatilities and correlations require management to make estimates and judgements. Changes in assumptions about these factors could affect the reported fair value of financial instruments.

For certain other financial instruments, including amounts due from/to brokers, accounts payable and the carrying amounts approximate fair value due to the immediate or short term nature of these financial instruments.

## 2 Summary of significant accounting policies (continued)

### (s) Rounding of amounts

The consolidated entity and the Scheme is an entity of the kind referred to in ASIC *Corporations Instrument 2016/191* issued by the Australian Securities and Investments Commission relating to the "rounding off" of amounts in the consolidated financial statements. Amounts in the consolidated financial statements have been rounded off to the nearest thousand dollars.

### (t) Functional and presentation currency

Items included in the financial statements of each of the Scheme's operations are measured using the currency of the primary economic environment in which it operates ("the functional currency"). The consolidated financial statements are presented in Australian dollars, which is the Scheme's functional and presentation currency.

### (u) Segment reporting

The Scheme operates in one business segment being investment in real estate, and in one geographic segment being Australia. The Scheme's segments are based on the Scheme's operating activities being investing into real property.

The Scheme derives its income from investment in properties located in Australia and is deemed to have one operating segment which is consistent with the reporting reviewed by the chief operating decision makers, being the Directors of the Responsible Entity.

The Directors consider net assets attributable to unitholders (NTA) per unit, distributions per unit and the Directors' assessment of Property Council of Australia's definition of Funds from Operations (FFO) per unit to be key measures that reflect the underlying performance of the Scheme. A reconciliation of assets and liabilities to NTA per unit and the Scheme's net loss to FFO per unit for the period are tabled below:

\$'000	2023	2022
Total assets	358,226	554,000
Total liabilities	44,604	182,509
Net assets attributable to unitholders (NTA)	313,622	371,491
Units on issue ('000)	164,383	164,383
NTA per unit	\$1.91	\$2.26

\$'000	2023	2022
Losses for the year	(4,442)	(48,355)
Adjusted for:		
Straight lining of rental income and amortisation of leasing commissions and tenant incentives	5,329	6,196
Net loss / (gain) on financial instruments held at fair value through profit and loss	1,278	(9,679)
Net fair value decrement of investment properties	12,212	76,146
Disposal costs	2,603	1,096
Amortisation of borrowing costs	720	433
One off adjustment *	-	3,646
Add back: Rental abatement incentives	1,593	1,364
<b>Directors' assessment of Funds from Operations</b>	<b>19,293</b>	<b>30,847</b>
<b>Ordinary distributions declared</b>	<b>16,439</b>	<b>24,986</b>
<b>Special distributions declared</b>	<b>36,986</b>	<b>-</b>

**Australian Unity Office Fund**  
**Notes to the consolidated financial statements**  
**30 June 2023**  
(continued)

**2 Summary of significant accounting policies (continued)**

**(u) Segment reporting (continued)**

Cents per unit	2023	2022
Directors' assessment of Funds from Operations	11.7	18.8
Ordinary distributions declared	10.0	15.2
Special distributions declared	22.5	-
Payout ratio (Ordinary distributions declared/Funds From Operations)	85.2%	81.0%

**3 Rental income**

	2023 \$'000	2022 \$'000
Rental income	29,547	42,038
Outgoings income	6,502	8,610
Amortisation of lease commissions & lease incentives	(4,729)	(4,001)
Total rental income	<u>31,320</u>	<u>46,647</u>

Rental income was reduced by an adjustment for the straight lining of rental income of \$599,619 (2022: \$2,195,000).

**4 Property expenses**

	2023 \$'000	2022 \$'000
Recoverable outgoings	9,684	11,870
Non recoverable outgoings	1,145	1,192
Reversal of expected credit losses	(170)	(181)
Total property expenses	<u>10,659</u>	<u>12,881</u>

**5 Borrowing costs and other related costs**

	2023 \$'000	2022 \$'000
Borrowing costs	5,645	4,114
Other related costs	(1,323)	1,531
Total borrowings and other related costs	<u>4,322</u>	<u>5,645</u>

Other related costs include costs incurred, or income received, in connection with interest rate swaps. Borrowing costs and other related costs are expensed as incurred.

## 6 Auditor's remuneration

During the year the following fees were paid or payable for services provided by the auditor of the consolidated entity and the Scheme:

	<b>2023</b>	2022
	\$	\$
<i>Audit services - PwC</i>		
Audit and review of financial statements	<b>101,000</b>	135,000
Audit of compliance plan	<b>5,248</b>	4,630
Total auditor's remuneration	<b>106,248</b>	139,630
<i>Other services - PwC</i>		
Advisory services *	-	142,500

\* PwC advisory services in 2022 relate to the proposed merger with the Australian Unity Diversified Property Fund.

## 7 Other expenses

	<b>2023</b>	2022
	\$'000	\$'000
Directors fees	<b>335</b>	335
Administration	<b>564</b>	680
Sundry *	<b>1,338</b>	4,209
	<b>2,237</b>	5,224

\* Sundry expenses for the year ended 30 June 2022 include \$3,646,000 of costs associated with assessing options to maximise returns for unitholders; including the proposed merger with the Australian Unity Diversified Property Fund and corporate transactions. Sundry expenses for the year ended 30 June 2023 also includes costs associated with assessing options to maximise returns for unitholders.

**Australian Unity Office Fund**  
**Notes to the consolidated financial statements**  
**30 June 2023**  
(continued)

## 8 Net assets attributable to unitholders

As stipulated within the Scheme's Constitution, each unit represents a right to an individual unit in the Scheme and does not extend to a right to the underlying assets of the Scheme.

Movements in the number of units and net assets attributable to unitholders during the year were as follows:

	Movements in no. of units		Movements in net assets	
	2023 '000	2022 '000	2023 \$'000	2022 \$'000
<b>Contributed equity</b>				
Opening balances	<u>164,383</u>	164,383	<u>374,067</u>	374,067
Closing balance	<u>164,383</u>	164,383	<u>374,067</u>	374,067
<b>Undistributed income</b>				
Opening balance			(2,576)	70,765
Decrease in net assets attributable to unitholders			<u>(57,869)</u>	(73,341)
Closing balance			<u>(60,445)</u>	(2,576)
<b>Total net assets attributable to unitholders</b>			<u>313,622</u>	371,491

## Capital risk management

The Responsible Entity considers net assets attributable to unitholders of the Scheme to be equity.

The Scheme utilises a mixture of debt and equity to finance its activities, with target gearing of below 40%. The gearing ratio at 30 June 2023 was 0.0% (2022: 30.4%).

## 9 Distributions to unitholders

The distributions for the year were as follows:

	2023 \$'000	2023 CPU	2022 \$'000	2022 CPU
30 September	4,110	2.50	6,246	3.80
31 December	4,110	2.50	6,246	3.80
31 March	4,111	2.50	6,247	3.80
30 June (payable) *	<u>41,096</u>	<u>25.00</u>	6,247	3.80
	<u>53,427</u>	<u>32.50</u>	24,986	15.20

\*The 30 June 2023 distribution comprises an ordinary distribution of 2.5 CPU (\$4,110,000) and a special distribution of 22.5 CPU (\$36,986,000).

## 10 Earnings per unit

The earnings and weighted average number of units used in the calculation of basic and diluted earnings per unit are as follows:

	<b>2023</b>	2022
Loss attributable to unitholders (\$'000)	<b>(4,442)</b>	(48,355)
Weighted average number of units used as the denominator in calculating basic and diluted earnings per unit ('000)	<b>164,383</b>	164,383
Basic and diluted earnings per unit attributable to unitholders (cents per unit)	<b>(2.70)</b>	(29.42)

## 11 Cash and cash equivalents

	<b>2023</b>	2022
	<b>\$'000</b>	\$'000
Cash at bank	<b>43,864</b>	3,261
	<b>43,864</b>	3,261

## 12 Receivables

	<b>2023</b>	2022
	<b>\$'000</b>	\$'000
Trade receivables	<b>920</b>	1,654
GST receivables	<b>323</b>	455
Expected credit losses	<b>(344)</b>	(752)
	<b>899</b>	1,357

## 13 Financial assets/(liabilities) held at fair value through profit or loss

	<b>2023</b>	2022
	<b>\$'000</b>	\$'000
Derivative assets	<b>2,356</b>	8,689
Total financial assets held at fair value through profit or loss	<b>2,356</b>	8,689

An overview of the risk exposures and fair value measurements relating to financial assets and liabilities at fair value through profit or loss is included in note 18.

Refer to note 17 for details of the derivative financial instruments.

**Australian Unity Office Fund**  
**Notes to the consolidated financial statements**  
**30 June 2023**  
(continued)

**14 Investment properties****(a) Property details**

	Type	Ownership (%)	Acquisition date	Valuation date	Valuation amount \$'000	Valuer	Carrying value	
							2023 \$'000	2022 \$'000
2-10 Valentine Ave, Parramatta, NSW	Office/ Freehold	100%	07/12/2007	30/06/2023	104,750	Cushman & Wakefield	<b>104,750</b>	98,000
468 St Kilda Rd, Melbourne, VIC	Office/ Freehold	100%	03/07/2007	30/06/2023	78,000	Savills	<b>78,000</b>	83,200
150 Charlotte Street, Brisbane, QLD	Office/ Freehold	100%	20/10/2017	30/06/2023	66,250	Savills	<b>66,250</b>	77,100
96 York Street, Beenleigh, QLD	Office/ Leasehold	100%	25/02/2022	31/03/2022	31,900	Colliers	<b>31,900</b>	33,520
64 Northbourne Avenue, Canberra, ACT	Office/ Leasehold	100%	01/06/2005	30/06/2023	29,500	Knight Frank	<b>29,500</b>	32,500
30 Pirie Street, Adelaide, SA	Office/ Freehold	100%	11/02/2014	SOLD			-	73,000
5 Eden Park Drive, Macquarie Park, NSW	Commercial/ Freehold	100%	11/02/2014	SOLD			-	80,000
2 Eden Park Drive, Macquarie Park, NSW	Commercial/ Freehold	100%	20/06/2013	SOLD			-	62,500
Total					310,400		<b>310,400</b>	539,820

The carrying value of an investment property may vary from the independent valuation of the property due to capital expenditure and the accounting treatment of leasing commissions and lease incentives.

The investment properties valuation policy is included in note 19.

**(b) Movements in carrying amount**

Reconciliations of the carrying amounts of investment properties are set out below:

	<b>2023</b>	2022
	<b>\$'000</b>	\$'000
Opening balance	<b>539,820</b>	638,850
Acquisitions	-	35,799
Additions	<b>5,720</b>	13,513
Disposals	<b>(217,599)</b>	(66,000)
Lease commissions and incentives amortisation	<b>(4,729)</b>	(4,001)
Straight-lining of rental income	<b>(600)</b>	(2,195)
Revaluation movements	<b>(12,212)</b>	(76,146)
Closing balance	<b>310,400</b>	539,820

On 20 December 2022, the Scheme settled the sale of 30 Pirie Street, Adelaide SA for a consideration of \$73,000,000, excluding settlement adjustments.

On 14 February 2023, the Scheme settled the sale of 2 Eden Park Drive, Macquarie Park NSW for a consideration of \$68,825,000, excluding settlement adjustments.

On 20 March 2023, the Scheme settled the sale of 5 Eden Park Drive, Macquarie Park NSW for a consideration of \$80,750,000, excluding settlement adjustments.

## 14 Investment properties (continued)

### (c) Contractual obligations

Capital expenditure contracted for at the reporting date but not recognised as liabilities:

	2023 \$'000	2022 \$'000
Within one year	130	261
	<u>130</u>	<u>261</u>

The Scheme's share of capital commitments will be funded using the Scheme's cash and cash equivalents and debt facility. Refer to notes 11 and 16, respectively.

### (d) Leasing arrangements

The Scheme leases out its investment properties to tenants under operating leases with rentals payable monthly. The future minimum lease payments receivable under non-cancellable lease are as follows:

	2023 \$'000	2022 \$'000
Within one year	17,831	43,128
Later than one year but not later than 5 years	23,278	51,550
Later than 5 years	11,569	3,682
	<u>52,678</u>	<u>98,360</u>

## 15 Payables

	2023 \$'000	2022 \$'000
Trade payables	1,098	2,859
Accrued expenses	1,656	1,809
Rent received in advance	482	1,382
Accrued borrowing costs and other related costs	-	164
GST payables	272	464
	<u>3,508</u>	<u>6,678</u>



**Australian Unity Office Fund**  
**Notes to the consolidated financial statements**  
**30 June 2023**  
(continued)

**16 Borrowings**

	<b>2023</b>	2022
	<b>\$'000</b>	\$'000
Bank loan	-	170,300
Unamortised borrowing costs	-	(715)
	<u>-</u>	<u>169,585</u>

During the financial year, and following the sales of 30 Pirie Street, Adelaide, SA, 2 Eden Park Drive, Macquarie Park, NSW and 5 Eden Park Drive, Macquarie Park, NSW, the Scheme repaid all drawn debt, terminated \$169,000,000 of the Scheme's debt facility and wrote off all unamortised borrowing costs. The Scheme's remaining \$81,000,000 debt facility (\$250,000,000 at 30 June 2022) expires on 17 March 2025. The facility is secured against the assets of the Scheme and is non-recourse to unitholders. The Scheme did not breach its debt covenants during the year ended 30 June 2023.

The Scheme had access to:

	<b>2023</b>	2022
	<b>\$'000</b>	\$'000
<b>Credit facilities</b>		
Cash advance facilities	<b>81,000</b>	250,000
Drawn balance	-	(170,300)
Undrawn balance	<b>81,000</b>	79,700

Reconciliations of the net debt are set out below:

	<b>2023</b>	2022
	<b>\$'000</b>	\$'000
<b>Analysis of changes in consolidated net debt</b>		
Opening balance	<b>167,039</b>	181,865
Net repayment of borrowings	<b>(170,300)</b>	(20,500)
Other cash movements	<b>(40,603)</b>	5,674
Closing balance	<b>(43,864)</b>	167,039
Bank loan	-	170,300
Cash and cash equivalents	<b>(43,864)</b>	(3,261)
Consolidated net debt	<b>(43,864)</b>	167,039

## 17 Derivative financial instruments

2023	Contract/notional \$'000	Fair values	
		Assets \$'000	Liabilities \$'000
<b>Interest rate swaps</b>			
Commencing on 23 July 2024 and maturing on 25 January 2027 at a fixed rate of 0.65%	30,000	2,356	-
	<u>30,000</u>	<u>2,356</u>	<u>-</u>

On 23 January 2023, the Scheme terminated an interest rate swap, expiring on 23 April 2024, with nominal value of \$30,000,000, realising a \$1,378,000 gain.

On 6 March 2023, the Scheme terminated an interest rate swap, expiring on 8 February 2025, with nominal value of \$30,000,000, realising a \$1,925,000 gain.

On 30 March 2023, the Scheme terminated an interest rate swap, expiring on 20 January 2025, with nominal value of \$20,000,000, realising a \$1,099,150 gain.

On 11 May 2023, the Scheme terminated an interest rate swap, expiring on 23 April 2024, with nominal value of \$20,000,000, realising a \$652,300 gain.

2022	Contract/notional \$'000	Fair values	
		Assets \$'000	Liabilities \$'000
<b>Interest rate swaps</b>			
Maturing on 23 April 2024 at a fixed rate of 0.4100% effective 23 July 2021 (reduced from 2.0400%)	20,000	1,062	-
Maturing on 23 April 2024 at a fixed rate of 0.4610% effective 23 July 2021 (reduced from 1.7085%)	30,000	1,594	-
Maturing on 20 January 2025 at a fixed rate of 0.5790% effective 20 July 2021 (reduced from 1.6900%)	20,000	1,453	-
Maturing on 8 February 2025 at a fixed rate of 0.6020% effective 8 August 2021 (reduced from 1.4300%)	30,000	2,209	-
Maturing on 23 April 2025 at a fixed rate of 0.6300% effective 23 July 2021 (reduced from 0.8950%)	30,000	2,371	-
	<u>130,000</u>	<u>8,689</u>	<u>-</u>

An interest rate swap is an agreement between two parties to exchange their interest obligations (payments) or receipts at set intervals on a notional principal amount over an agreed time period.

The fair value of interest rate swaps is the estimated amount that the entity would receive or pay to terminate the swap at the balance sheet date, taking into account current interest rates and the current creditworthiness of the swap counterparties. The valuation policy is included in note 19.

The Scheme has entered into interest rate swap contracts to manage future interest payments on the Scheme's borrowings.

**Australian Unity Office Fund**  
**Notes to the consolidated financial statements**  
**30 June 2023**  
(continued)

---

## 17 Derivative financial instruments (continued)

A loss of \$1,278,000 (2022: \$9,679,000 gain) relating to the change in the fair value of the Scheme's interest rate swap contracts was recognised in the consolidated statement of comprehensive income during the year ended 30 June 2023.

## 18 Financial risk management

### (a) Objectives, strategies, policies and processes

The Scheme's activities expose it to a variety of financial risks: market risk (including price risk and interest rate risk), credit risk and liquidity risk.

The Scheme's overall risk management program focuses on ensuring compliance with the Scheme's disclosure documents and seeks to maximise the returns derived for the level of risk to which the Scheme is exposed. Financial risk management is carried out by the Investment Manager under policies approved by the Board.

The Scheme uses different methods to measure different types of risk to which it is exposed. These methods include sensitivity analysis in the case of interest rates, other price risks, and ratings analysis for credit risk.

As part of its risk management strategy, the Scheme uses interest rate swaps to manage exposures resulting from changes in interest rates.

### (b) Market risk

Market risk is the risk that the fair value or future cash flows of a financial instrument will fluctuate because of changes in market prices. Market risk comprises two types of risk: price risk and interest rate risk. Market risk is managed and monitored using sensitivity analysis, and minimised through ensuring that all investment activities are undertaken in accordance with established mandates and investment strategies.

The market risk disclosures are prepared on the basis of the Scheme's direct investments and not on a look through basis for investments held in the Scheme.

#### (i) Price risk

Price risk is the risk that the fair value or future cash flows of equities will fluctuate because of changes in market prices (other than those arising from interest rate risk or currency risk), whether those changes are caused by factors specific to the individual financial instrument or its issuer, or factors affecting all similar financial instruments traded in the market.

The Scheme has no exposures to price risk.

## 18 Financial risk management (continued)

### (b) Market risk (continued)

#### (ii) Interest rate risk

Interest rate risk is the risk that the fair value or future cash flows of a financial instrument will fluctuate because of changes in market interest rates.

The Scheme is exposed to interest rate risk predominantly through borrowings. The Scheme uses interest rate swaps, which exchanges floating interest rates for fixed interest rates, to manage its exposure to increases in the floating interest rate. Compliance with policy is reviewed regularly by management and is reported to the Board.

The Scheme has exposure to interest rate risk on its monetary assets and liabilities, mitigated by the use of interest rate swaps, as shown in the table below:

	2023 \$'000	2022 \$'000
<b>Floating rate</b>		
Cash and cash equivalents	43,864	3,261
Borrowings*	-	(170,300)
	<u>43,864</u>	<u>(167,039)</u>
<b>Derivative financial instruments</b>		
Interest rate swaps - floating to fixed*	<u>30,000</u>	130,000
	<u>30,000</u>	<u>130,000</u>
<b>Net exposure</b>	<u>73,864</u>	<u>(37,039)</u>

\* Represents the notional principal amounts.

The table below demonstrates the sensitivity to reasonably possible changes in year end interest rates, with all other variables held constant. A negative amount in the table reflects a potential net reduction in profit and net assets attributable to unitholders, while a positive amount reflects a potential net increase.

An interest rate swap with a commencement date of 23 July 2024 and contract/notional value of \$30,000,000 was in place at 30 June 2023. There were no drawn borrowings at 30 June 2023. (2022: interest swaps represented 76.3% of the drawn borrowings).

	Impact on profit and net assets attributable to unitholders	
	2023 \$'000	2022 \$'000
<b>Sensitivity</b>		
Interest rate +0.70% (2022: +2.15%)	307	(796)
Interest rate -0.70% (2022: -0.85%)	(307)	287

The above calculation ignores the impact of any changes to the valuation of interest rate swaps.

**Australian Unity Office Fund**  
**Notes to the consolidated financial statements**  
**30 June 2023**  
(continued)

## 18 Financial risk management (continued)

### (c) Credit risk

Credit risk is the risk that a counterparty will default on its contractual obligations resulting in financial loss to the Scheme. The Scheme has exposure to credit risk on its financial assets included in the Scheme's consolidated statement of financial position. This includes cash and cash equivalents, derivatives, as well as receivables due from tenants and managing agents.

The Scheme manages tenant credit risk by performing credit reviews of prospective tenants, obtaining tenant collateral where appropriate and performing detailed reviews on tenant arrears. The Scheme also reviews the aggregate exposures of tenant debtors and tenancies across its portfolio.

For cash and cash equivalents and derivatives, the Scheme manages this risk by only transacting with investment grade counterparties approved by the Board.

The Scheme applies the simplified expected credit loss (ECL) approach to estimate the amount of impairment loss on rent receivables. Under the simplified ECL approach, the Scheme estimates the expected lifetime losses to be recognised from initial recognition of the receivables. In estimating the lifetime ECL, the Scheme conducts an internal credit review that takes into account the historical loss experience, current observable data and reasonable forward-looking information as available, which include the significant changes in the performance and payment status of the debtors and anticipated significant adverse changes in business, financial or economic conditions that may impact the debtors' ability to meet its obligations.

### (d) Liquidity risk

Liquidity risk is the risk that an entity will encounter difficulty in meeting obligations associated with financial liabilities that are settled by delivering cash or another financial asset. This risk is controlled through the Scheme's maintaining an adequate amount of committed credit facilities. In addition, the Scheme maintains sufficient cash and cash equivalents to meet normal operating requirements.

#### Maturities analysis of financial liabilities

The table below analyses the consolidated entity's and the Scheme's financial liabilities into relevant maturity groupings based on the remaining period at the end of the year to the contractual maturity date. The amounts in the table are the contractual undiscounted cash flows. Financial liabilities such as trade payables, where there are no specific contractual settlement dates, have been grouped into the 'less than 1 year' maturity grouping as such liabilities are typically settled within 30 days.

	Less than 1 year \$'000	1-2 years \$'000	2-3 years \$'000	3+ years \$'000
<b>2023</b>				
Distributions payable	41,096	-	-	-
Payables	3,508	-	-	-
Borrowings	-	-	-	-
<b>Total financial liabilities</b>	<b>44,604</b>	<b>-</b>	<b>-</b>	<b>-</b>
	Less than 1 year \$'000	1-2 years \$'000	2-3 years \$'000	3+ years \$'000
<b>2022</b>				
Distributions payable	6,247	-	-	-
Payables	6,677	-	-	-
Borrowings	-	-	170,300	-
<b>Total financial liabilities</b>	<b>12,924</b>	<b>-</b>	<b>170,300</b>	<b>-</b>

As disclosed above, the Scheme manages its liquidity risk by investing predominantly in liquid assets that it expects to be able to liquidate within seven days or less. Liquid assets include cash and cash equivalents. As at 30 June 2023, these assets amounted to \$43,864,366 (2022: \$3,261,000).

## 18 Financial risk management (continued)

### (e) Estimation of fair values of financial assets and financial liabilities

The carrying amounts of the consolidated entity's and the Scheme's assets and liabilities at the end of the year approximate their fair values.

The Scheme values its investments in accordance with the accounting policies set out in note 19.

### (f) Instruments used by the Scheme

The Scheme is party to derivative financial instruments in the normal course of business in order to manage exposure to fluctuations in interest rates in accordance with the Scheme's financial risk management policies.

The details of the Scheme's interest rate management activities are detailed in note 17.

## 19 Fair value hierarchy

The Scheme measures and recognises the financial assets/(liabilities) held at fair value through profit or loss and investment properties at fair value on a recurring basis.

### (a) Fair value hierarchy

The Scheme is required to classify fair value measurements using a fair value hierarchy that reflects the subjectivity of the inputs used in making the measurements. The fair value hierarchy has the following levels:

- Level 1: Quoted prices (unadjusted) in active markets for identical assets or liabilities.
- Level 2: Inputs other than quoted prices included within level 1 that are observable for the asset or liability, either directly (that is, as prices) or indirectly (that is, derived from prices).
- Level 3: Inputs for the asset or liability that are not based on observable market data (that is, unobservable inputs).

The level in the fair value hierarchy within which the fair value measurement is categorised in its entirety is determined on the basis of the lowest level input that is significant to the fair value measurement in its entirety. For this purpose, the significance of an input is assessed against the fair value measurement in its entirety. If a fair value measurement uses observable inputs that require significant adjustment based on unobservable inputs, that measurement is a level 3 measurement. Assessing the significance of a particular input to the fair value measurement in its entirety requires judgement, considering factors specific to the asset or liability.

The determination of what constitutes "observable" requires significant judgement by the Responsible Entity. The Responsible Entity considers observable data to be that market data that is readily available, regularly distributed or updated, reliable and verifiable, not proprietary, and provided by independent sources that are actively involved in the relevant market.

The table below sets out the Scheme's financial assets and liabilities (by class) measured at fair value according to the fair value hierarchy at the reporting date.

All fair value measurements disclosed are recurring fair value measurements.

2023	Level 1 \$'000	Level 2 \$'000	Level 3 \$'000	Total \$'000
<i>Financial assets held at fair value through profit or loss</i>				
Derivatives	-	2,356	-	2,356
<b>Total financial assets</b>	-	2,356	-	2,356
<b>Non-financial assets</b>				
Investment properties	-	-	310,400	310,400
<b>Total non-financial assets</b>	-	-	310,400	310,400

**Australian Unity Office Fund**  
**Notes to the consolidated financial statements**  
**30 June 2023**  
(continued)

**19 Fair value hierarchy (continued)**

2022	Level 1 \$'000	Level 2 \$'000	Level 3 \$'000	Total \$'000
<i>Financial assets held at fair value through profit or loss</i>				
Derivatives	-	8,689	-	8,689
Total financial assets	-	8,689	-	8,689
<b>Non-financial assets</b>				
Investment properties	-	-	539,820	539,820
Total non-financial assets	-	-	539,820	539,820

The Scheme's policy is to recognise transfers into and out of fair value hierarchy levels as at the end of the year. There are no transfers between levels 1, 2 and 3 for fair value measurements during the year (2022: \$nil).

**(b) Valuation techniques**

*(i) Financial instruments*

The pricing for the majority of the Scheme's investments is generally sourced from independent pricing sources, the relevant Investment Managers or reliable brokers' quotes.

Investments whose values are based on quoted market prices in active markets, and therefore classified within level 1, include active listed property trusts and exchange traded derivatives.

Financial instruments that trade in markets that are not considered to be active but are valued based on quoted market prices or alternative pricing sources supported by observable inputs are classified within level 2. These include unlisted property trusts and over-the-counter derivatives.

The fair value of interest rate swaps is calculated using a discounted cash flow model as the present value of the estimated future cash flows based on observable yield curves. The model incorporates various inputs including both credit and debit valuation adjustments for counterparty and own credit risk, and interest rate curves.

The stated fair value of each financial instruments at the end of the year represents the Responsible Entity's best estimate at the end of the year.

*(ii) Investment properties*

The investment property valuation policy is to have independent valuations conducted regularly in line with the Scheme's valuation policy (see Note 2 (c)), to aid with the determination of the assets fair value. In determining the fair value of an investment property, the primary appropriate method of assessment is considered to be via reconciliation between the discounted cash flow and income capitalisation methods. Direct comparison may also be used as a secondary assessment method.

- Discounted cash flow method - this methodology involves formulating a projection of net income over a specified time horizon, normally 10 years, and discounting this cash flow including the projected terminal value at the end of the projection period at an appropriate market-derived discount rate. The present value of this discounted cash flow provides a guide to the fair value of the property;
- Income capitalisation method - this methodology involves the assessment of a net market income for the various components of the subject property. The net market income is capitalised at a rate derived from the analysis of comparable sales evidence to derive a capital value. Appropriate capital adjustments are then made where necessary to reflect the adopted cash flow profile and the general risk characteristic of the property; and

## **19 Fair value hierarchy (continued)**

- Direct comparison method - this methodology identifies comparable sales on a dollar per square metre of lettable area and compares the equivalent rates to the subject property to establish the property's market value. This approach is somewhat subjective given the fact that specific items of income and expenditure are difficult to directly reflect and compare when adopting a rate per square metre.

At each reporting date the appropriateness of those valuations is assessed by the Responsible Entity.

2-10 Valentine Avenue, Parramatta, NSW; 64 Northbourne Avenue, Canberra, ACT; 468 St Kilda Road, Melbourne, VIC; and 150 Charlotte Street, Brisbane, QLD were independently valued at 30 June 2023. 96 York Street, Beenleigh, QLD was independently valued at 31 March 2023.

Independent valuers use a number of assumptions when valuing a property, including considering the impact of the COVID-19 pandemic, inflation, interest rates and other macro-economic factors. The impact of these macro-economic factors on valuations may change over time.

The stated fair value of each investment property at the end of the year represents the Responsible Entity's best estimate as at the end of the year. However, if an investment property is sold in the future the price achieved may be higher or lower than the most recent valuation, or higher or lower than the fair value recorded in the consolidated financial statements if that differs from the valuation.

The fair value estimates for investment properties are included in level 3 as explained in section (c) below.



**Australian Unity Office Fund**  
**Notes to the consolidated financial statements**  
**30 June 2023**  
(continued)

## 19 Fair value hierarchy (continued)

### (c) Fair value measurements using significant unobservable input (level 3)

The changes in fair value of investment properties for the year are set out in note 14(b).

#### (i) Valuation inputs and relationship to fair value

The following are the key valuation assumptions used in the determination of the investment properties fair value using the discounted cash flows and income capitalisation valuation methodologies:

- Current net market rental - the estimated amount for which a property or space within a property should be leased between a willing lessor and a willing lessee on appropriate lease terms in an arm's length transaction, after proper marketing and wherein the parties have each acted knowledgeably, prudently and without compulsion. In the calculation of net rent, the owner recovers outgoings from the tenant on a pro-rata basis (where applicable);
- Adopted capitalisation rate - the rate at which net market income is capitalised to determine the value of the property. This rate is determined with regards to market evidence;
- Adopted terminal yield - the capitalisation rate used to convert income into an indication of the anticipated value of the property at the end of a holding period when carrying out a discounted cash flow calculation. This rate is determined with regards to market evidence; and
- Adopted discount rate - the rate of return to convert a monetary sum, payable or receivable in the future, into present value. Theoretically, it should reflect the opportunity cost of capital, that is, the rate of return the capital can earn if put to other uses having similar risk. This rate is determined with regards to market evidence.

The ranges of the key valuation inputs to measure the fair value of the Scheme's investment properties are shown in the table below:

Valuation inputs	2023	2022
Current net market rental (\$ per sqm)	<b>364 - 617</b>	331 - 599
Adopted capitalisation rate (%)	<b>6.00% - 7.13%</b>	5.13% - 6.75%
Adopted terminal yield (%)	<b>6.38% - 7.50%</b>	5.38% - 6.75%
Adopted discount rate (%)	<b>6.00% - 7.38%</b>	5.75% - 7.75%

#### (ii) Valuation processes

Independent valuations of investment properties are obtained from suitably qualified valuers generally at least once in every 18 months if the property is in a construction phase; otherwise at least once in any 12 month period from the date of the last valuation; or in exceptional circumstances at least once in a financial year or calendar year as determined necessary; or as soon as practicable, but not later than within two months after the directors of the Responsible Entity form a view that there is reason to believe that the fair value of the investment property is materially different from its current carrying value. Such valuations are reflected in note 14. Notwithstanding, the directors of the Responsible Entity determine the carrying value of each investment property at each reporting date to ensure that its carrying value does not materially differ from its fair value. Where the carrying value differs from fair value, that asset is adjusted to its fair value.

## 19 Fair value hierarchy (continued)

### (iii) Sensitivity information

The table below details the movement in the fair value when each of the significant inputs either increase or decrease, with all other inputs remaining constant:

Significant inputs	Fair value measurement sensitivity to significant increase in input	Fair value measurement sensitivity to significant decrease in input
Current net market rental	Increase	Decrease
Adopted capitalisation rate	Decrease	Increase
Adopted terminal yield	Decrease	Increase
Adopted discount rate	Decrease	Increase

It is often the case that multiple significant inputs change simultaneously, on these occasions the impact of the changes in the individual inputs can be reduced or vice versa can magnify the movement in the fair value.

When assessing the discounted cash flow, the adopted discount rate and adopted terminal yield have a strong interrelationship because the discount rate will determine the rate at which the terminal value is discounted to the present value. In theory, an increase (softening) in the adopted discount rate and a decrease (tightening) in the adopted terminal yield could potentially offset the impact on fair value, and vice versa. The impact on fair value may be magnified if both the discount rate and terminal yield move in the same direction.

When calculating the income capitalisation, the net market rent has a strong interrelationship with the adopted capitalisation rate. This is because the methodology involves assessing the total net market income receivable from the property and capitalising this in perpetuity to derive a capital value. In theory, an increase in the net market rent and an increase (softening) in the adopted capitalisation rate could potentially offset the impact to the fair value. The same can be said for a decrease in the net market rent and a decrease (tightening) in the adopted capitalisation rate. The impact on fair value may be magnified if the net market rent is increasing while the capitalisation rate is decreasing (or vice versa).

A sensitivity analysis was undertaken to assess the impact of capitalisation rates, discount rates and terminal yields on the fair value of the investment properties. The estimated impact of a change in these significant unobservable inputs is illustrated in the table below:

	<b>30 June 2023 \$'000</b>	30 June 2022 \$'000
Adopted capitalisation rate +0.25% (2022: +0.25%)	<b>(15,071)</b>	(31,313)
Adopted capitalisation rate -0.25% (2022: -0.25%)	<b>15,765</b>	32,737
Adopted discount rate +0.25% (2022: +0.25%)	<b>(6,885)</b>	(12,627)
Adopted discount rate -0.25% (2022: -0.25%)	<b>7,056</b>	12,948
Adopted terminal yield +0.25% (2022: +0.25%)	<b>(9,296)</b>	(18,782)
Adopted terminal yield -0.25% (2022: -0.25%)	<b>10,014</b>	20,028

### (d) Fair value of other financial instruments

Due to their short-term nature, the carrying amounts of the receivables and payables are assumed to approximate their fair values.

**Australian Unity Office Fund**  
**Notes to the consolidated financial statements**  
**30 June 2023**  
 (continued)

## 20 Related party transactions

### Responsible entity

The Responsible Entity of Australian Unity Office Fund is Australian Unity Investment Real Estate Limited (ABN 86 606 414 368).

### Key management personnel

#### (a) Directors

Key management personnel include persons who were directors of the Australian Unity Investment Real Estate Limited at any time during the year as follows:

W Peter Day*	Independent Non-Executive Director and Chairman
Eve Crestani*	Independent Non-Executive Director and Chairman of the Audit & Risk Committee (appointed Chairman of Audit & Risk Committee 19 April 2023)
Greg Willcock	Non-Executive Director
Don Marples*	(Resigned 18 April 2023)
Erle Spratt	(Resigned 17 March 2023)

\* Member of the Audit & Risk Committee

#### Company secretary

The company secretary of the Responsible Entity during the year up to the date of this report is Liesl Petterd.

No directors' fees were paid out of the Scheme property to the directors of the Responsible Entity, except for independent directors who receive their fees from the Scheme. Directors' fees paid during the year was \$335,125 (2022: \$335,000).

As at 30 June 2023, W Peter Day held 58,000 units (2022: W Peter Day held 58,000 units). None of the other current directors of the Responsible Entity held any units in the Scheme.

#### (b) Other key management personnel

There were no other persons with responsibility for planning, directing and controlling the activities of the Scheme, directly or indirectly during the year.

### Other transactions within the Scheme

From time to time directors of the Responsible Entity, or their director related entities, may buy or sell units of the Scheme. These transactions are on the same terms and conditions as those entered into by other Scheme unitholders.

### Responsible Entity's fees and other transactions

Under the terms of the Scheme's Constitution, the Responsible Entity is entitled to receive fees monthly calculated:

- 0.60% per annum of the gross asset value of the Scheme up to and including \$750,000,000; plus
- 0.55% per annum of the gross asset value of the Scheme that exceeds \$750,000,000.

Australian Unity Funds Management Limited (ABN 60 071 497 115) ("AUFML") is the appointed provider of investment management services to the Scheme effective 17 June 2016. Under the Investment Management Agreement, the Investment Manager is engaged to provide a number of services including:

- Investment management services;
- Fund analyst services; and
- Transactional services.

The fees for providing these services are included in the Responsible Entity's fees.

Additionally AUFML is entitled to fees for providing accounting services, which totalled \$154,083 (2022: \$145,224) in the 2023 financial year.

## 20 Related party transactions (continued)

### Responsible Entity's fees and other transactions (continued)

Australian Unity Property Management Pty Ltd (ABN 76 073 590 600) ("AUPMPL") has been appointed to provide a number of property related services to the Scheme. These services include:

- Property management services;
- Financial management services;
- Leasing services;
- Rent review services; and
- Project supervision services (in relation to capital works).

AUFML and AUPMPL are wholly owned subsidiaries of Australian Unity Limited (ABN 23 087 648 888). All related party transactions are under normal commercial terms and conditions and at market rates. The fees payable to AUFML and AUPMPL were approved by unitholders of the Scheme on 17 June 2016.

The AUPMPL fees were subsequently reviewed in July 2019 and May 2022 in line with the terms of the Property Management Services Agreement with new fees applicable from 1 July 2019, with no change following the May 2022 review. Further information on the Property Management Services Agreement is available in the Corporate Governance section of the Australian Unity Office Fund website at [www.australianunityofficefund.com](http://www.australianunityofficefund.com)

The transactions during the year between the Scheme and the Responsible Entity and its related parties were as follows:

	<b>2023</b>	<b>2022</b>
	\$	\$
Management fees for the year paid/payable by the Scheme to the Responsible Entity	<b>2,773,701</b>	3,689,864
Property management, other property related services fees and accounting fees	<b>983,912</b>	1,568,866

During the year the Scheme paid \$534,052 (2022: \$601,788) to the Responsible Entity and its related parties for administration expenses which they incurred on behalf of the Scheme. These expenses, which are reimbursed in accordance with the Scheme's Constitution, may include custodian fees, directors' fees, auditors' fees, accounting fees, registry fees and other expenses incurred in the day to day running of the Scheme.

As at 30 June 2023, an amount of \$937,163 (2022: \$803,175) owing to the Responsible Entity and its related parties was included in payables.

The Scheme charged Australian Unity Group Services Pty Ltd (ABN 29 006 803 069) ("AUGSPL"), a wholly owned subsidiary of Australian Unity Limited, total rent of \$311,229 (2022: \$326,455) during the year, of which \$nil (2022: \$28,832) remains receivable as at 30 June 2023. The leases were entered into under normal commercial terms and conditions and at market rates.

**Australian Unity Office Fund**  
**Notes to the consolidated financial statements**  
**30 June 2023**  
(continued)

## 20 Related party transactions (continued)

### Related party unitholdings

Parties related to the Scheme (including Australian Unity Investment Real Estate Limited, its related parties and other schemes managed by Australian Unity Investment Real Estate Limited), held units in the Scheme as follows:

2023	No. of units held opening '000	No. of units held closing '000	Fair value of investment \$'000	Interest held (%)*	No. of units acquired '000	No. of units disposed '000	Distributions paid/payable by the Scheme \$'000
Unitholders							
Lifeplan Australia Friendly Society Limited	4,555	4,555	5,945	2.77	-	-	1,480
Australian Unity Property Income Fund	3,813	3,813	4,976	2.32	-	-	1,239
Australian Unity Diversified Property Fund	9,702	9,702	12,661	5.90	-	-	3,153
Australian Unity Health Limited	4,154	4,154	5,421	2.53	-	-	1,350
Australian Unity A-REIT Fund	932	932	1,216	0.57	-	-	303
Australian Unity Funds Management Limited	1,509	1,509	1,969	0.92	-	-	490
<b>Total</b>	<b>24,665</b>	<b>24,665</b>	<b>32,188</b>	<b>15.01</b>	<b>-</b>	<b>-</b>	<b>8,015</b>

## 20 Related party transactions (continued)

### Related party unitholdings (continued)

2022	No. of units held opening '000	No. of units held closing '000	Fair value of investment \$'000	Interest held (%)*	No. of units acquired '000	No. of units disposed '000	Distributions paid/payable by the Scheme \$'000
Unitholders							
Lifeplan Australia Friendly Society Limited	4,555	4,555	9,976	2.77	-	-	692
Australian Unity Property Income Fund	3,813	3,813	8,350	2.32	-	-	579
Australian Unity Diversified Property Fund	9,702	9,702	21,248	5.90	-	-	1,474
Australian Unity Health Limited	4,154	4,154	9,097	2.53	-	-	631
Australian Unity A-REIT Fund	932	932	2,041	0.57	-	-	142
Australian Unity Funds Management Limited	1,509	1,509	3,304	0.92	-	-	229
<b>Total</b>	<b>24,665</b>	<b>24,665</b>	<b>54,016</b>	<b>15.01</b>	<b>-</b>	<b>-</b>	<b>3,747</b>

**Australian Unity Office Fund**  
**Notes to the consolidated financial statements**  
**30 June 2023**  
(continued)

**21 Reconciliation of profit to net cash inflow from operating activities**

	2023 \$'000	2022 \$'000
Loss for the year	(4,442)	(48,355)
Subtract proceeds from terminating interest rate swaps	(5,055)	-
Add back borrowings and other related costs	4,322	5,645
Add back disposal costs paid from sale of investment properties	2,603	1,096
Net change in fair value of the investment properties - revaluation decrement	12,212	76,146
Unrealised losses / (gains) on financial instruments held at fair value through profit or loss	6,333	(9,679)
Adjustments to net lease incentives and straight lining of rental income	5,329	5,366
Net change in payables	(2,692)	(338)
Net change in receivables	458	(765)
Net change in other assets	166	126
<b>Net cash inflow from operating activities</b>	<b>19,234</b>	<b>29,242</b>

**22 Parent entity financial information**

	2023 \$'000	2022 \$'000
<b>Statement of financial position</b>		
Cash and cash equivalents	43,398	1,396
Receivables	1,118	28,408
Other assets	71	80
Financial assets held at fair value through profit or loss	2,356	8,689
Investment properties	127,650	143,120
Investment in subsidiaries	208,122	367,447
<b>Total assets</b>	<b>382,715</b>	<b>549,140</b>
Distributions payable	41,096	6,247
Payables	27,997	1,817
Borrowings	-	169,585
<b>Total liabilities</b>	<b>69,093</b>	<b>177,649</b>
<b>Net assets attributable to unitholders</b>	<b>313,622</b>	<b>371,491</b>
<b>Statement of comprehensive income</b>		
Loss for the year	(4,442)	(48,355)
Other comprehensive income	-	-
<b>Total comprehensive income for the year</b>	<b>(4,442)</b>	<b>(48,355)</b>

## **22 Parent entity financial information (continued)**

The Scheme is the parent entity and controlled the following entities during the year:

- Australian Unity Holding Trust;
- Australian Unity Second Industrial Trust ("SIT"). The Scheme fully redeemed its units in SIT effective 23 June 2023;
- Australian Unity Fourth Commercial Trust ("4CT"). The Scheme fully redeemed its units in 4CT effective 23 June 2023;
- Australian Unity Fifth Commercial Trust ("5CT"). The Scheme fully redeemed its units in 5CT effective 23 June 2023;
- Pirie Street Trust. The Scheme fully redeemed its units in Pirie Street Trust effective 23 June 2023;

## **23 Events occurring after the end of the financial year**

No matter or circumstance has arisen since 30 June 2023 that have significantly affected, or may significantly affect the operations of the Scheme, the result of operations, or the state of the Scheme's affairs in the future years.

## **24 Contingent assets and liabilities and commitments**

There are no outstanding contingent assets, liabilities or commitments as at 30 June 2023 (2022: \$nil).

Commitments arising from contracts which are contracted for at reporting date but not recognised on the consolidated statement of financial position relate to:

- capital expenditure on investment properties \$130,000 (2022: \$261,000); and,
- other contractual commitments \$nil (2022: \$690,000)



**Australian Unity Office Fund  
Directors' declaration  
30 June 2023**

---

**Directors' declaration**

In the opinion of the directors of Australian Unity Investment Real Estate Limited, as the Responsible Entity of the Scheme:

- (a) the consolidated financial statements and notes set out on pages 9 to 43 are in accordance with the *Corporations Act 2001*, including:
  - (i) complying with Accounting Standards, the *Corporations Regulations 2001* and other mandatory professional reporting requirements, and
  - (ii) giving a true and fair view of the consolidated Scheme's financial position as at 30 June 2023 and of its performance, as represented by the results of its operations and cash flows for the year on that date,
- (b) there are reasonable grounds to believe that the Scheme will be able to pay its debts as and when they become due and payable,
- (c) the consolidated financial statements are in accordance with the Scheme's Constitution, and
- (d) Note 2(a) confirms that the consolidated financial statements comply with International Financial Reporting Standards as issued by the International Accounting Standards Board.

This declaration is made in accordance with a resolution of the directors.



Eve Crestani  
Independent Non- Executive Director and Chairman of the Audit & Risk Committee



W Peter Day  
Independent Non-Executive Director and Chairman

28 August 2023



## Independent auditor's report

To the unitholders of Australian Unity Office Fund

### Report on the audit of the financial report

---

#### Our opinion

In our opinion:

The accompanying financial report of Australian Unity Office Fund (the Scheme) and its controlled entities (together the Group) is in accordance with the *Corporations Act 2001*, including:

- (a) giving a true and fair view of the Group's financial position as at 30 June 2023 and of its financial performance for the year then ended
- (b) complying with Australian Accounting Standards and the *Corporations Regulations 2001*.

#### What we have audited

The Group financial report comprises:

- the consolidated statement of financial position as at 30 June 2023
- the consolidated statement of comprehensive income for the year then ended
- the consolidated statement of changes in equity for the year then ended
- the consolidated statement of cash flows for the year then ended
- the notes to the consolidated financial statements, which include significant accounting policies and other explanatory information
- the directors' declaration.

#### Basis for opinion

---

We conducted our audit in accordance with Australian Auditing Standards. Our responsibilities under those standards are further described in the *Auditor's responsibilities for the audit of the financial report* section of our report.

We believe that the audit evidence we have obtained is sufficient and appropriate to provide a basis for our opinion.

#### Independence

We are independent of the Group in accordance with the auditor independence requirements of the *Corporations Act 2001* and the ethical requirements of the Accounting Professional & Ethical Standards Board's *APES 110 Code of Ethics for Professional Accountants (including Independence Standards)* (the Code) that are relevant to our audit of the financial report in Australia. We have also fulfilled our other ethical responsibilities in accordance with the Code.

#### Our audit approach

---

An audit is designed to provide reasonable assurance about whether the financial report is free from material misstatement. Misstatements may arise due to fraud or error. They are considered material if individually or in aggregate, they could reasonably be expected to influence the economic decisions of users taken on the basis of the financial report.

PricewaterhouseCoopers, ABN 52 780 433 757  
2 Riverside Quay, SOUTHBANK VIC 3006, GPO Box 1331, MELBOURNE VIC 3001  
T: 61 3 8603 1000, F: 61 3 8603 1999

Liability limited by a scheme approved under Professional Standards Legislation.



We tailored the scope of our audit to ensure that we performed enough work to be able to give an opinion on the financial report as a whole, taking into account the geographic and management structure of the Group, its accounting processes and controls and the industry in which it operates.



Materiality	Audit scope
<ul style="list-style-type: none"> <li>For the purpose of our audit we used overall Group materiality of \$965,000, which represents approximately 5% of the Group's adjusted profit (Funds from Operations). This metric is defined in note 2(u) of the financial report.</li> <li>We applied this threshold, together with qualitative considerations, to determine the scope of our audit and the nature, timing and extent of our audit procedures and to evaluate the effect of misstatements on the financial report as a whole.</li> <li>We chose Group adjusted profit (Funds from Operations) because, in our view, it is the benchmark against which the performance of the Group is most commonly measured.</li> <li>We utilised a 5% threshold based on our professional judgement, noting it is within the range of commonly acceptable thresholds.</li> </ul>	<ul style="list-style-type: none"> <li>Our audit focused on where the Group made subjective judgements; for example, significant accounting estimates involving assumptions and inherently uncertain future events.</li> </ul>

**Key audit matters**

Key audit matters are those matters that, in our professional judgement, were of most significance in our audit of the financial report for the current period. The key audit matters were addressed in the context of our audit of the financial report as a whole, and in forming our opinion thereon, and we do not provide a separate opinion on these matters. Further, any commentary on the outcomes of a particular audit procedure is made in that context. We communicated the key audit matters to the Audit & Risk Committee.



Key audit matter	How our audit addressed the key audit matter
<p data-bbox="263 392 718 448"><b>Valuation of investment properties</b> (Refer to Note 2(c), 14 and 19) \$310m</p> <p data-bbox="263 470 718 548">The Group's investment property portfolio comprises of five office properties in Australia.</p> <p data-bbox="263 571 718 672">The Group's investment properties are carried at fair value, which is determined by applying the valuation methodology described in Note 19 of the financial report.</p> <p data-bbox="263 694 718 739">We considered this a key audit matter because of the:</p> <ul data-bbox="311 761 718 1164" style="list-style-type: none"><li>• Financial significance of the investment property balances in the Group's balance sheet and the inherently subjective nature of investment property valuations.</li><li>• Estimation uncertainty with respect to the key inputs and judgements used by the Group in developing fair value estimates including, among others, capitalisation rates, terminal yield and discount rates.</li><li>• Importance of valuation uncertainty to users' understanding of the financial report.</li></ul>	<p data-bbox="750 392 1388 448">We, in conjunction with our Real Estate experts where relevant, performed the following audit procedures, amongst others:</p> <ul data-bbox="790 470 1404 1447" style="list-style-type: none"><li>• developed an understanding of the Group's process and controls for determining the valuation of investment properties.</li><li>• assessed the design and tested the operating effectiveness of certain controls supporting the Group's investment property valuation process, including controls relating to the review and approval of valuations adopted.</li><li>• considered the appropriateness of the Group's valuation policy for investment properties in the context of the accounting standards.</li><li>• assessed the scope, competence, capability, and objectivity of external valuation experts engaged by the Group. Where external valuations were obtained by the Group, we read the relevant valuation reports and agreed the fair values to the Group's accounting records.</li><li>• considered whether the Group's valuation methodologies were consistent with valuation practices and those used in the industry.</li><li>• evaluated the appropriateness of certain significant assumptions used in the valuation reports, by comparing the assumptions to external market data, including industry research compiled by our PwC Real Estate Advisory team.</li><li>• tested the mathematical accuracy of a sample of the valuation models.</li><li>• agreed a sample of key inputs to the property valuations to source data.</li><li>• assessed the reasonableness of the Group's disclosures in the financial reporting against the requirements of Australian Accounting Standards.</li></ul>

### Other information

The directors of Australian Unity Investment Real Estate Limited (the Responsible Entity) are responsible for the other information. The other information comprises the information included in the annual financial report and directors' report for the year ended 30 June 2023, but does not include the financial report and our auditor's report thereon. Prior to the date of this auditor's report, the other information we obtained included the directors' report. We expect the remaining other information to be made available to us after the date of this auditor's report.

Our opinion on the financial report does not cover the other information and we do not and will not express an opinion or any form of assurance conclusion thereon through our opinion on the financial report.



In connection with our audit of the financial report, our responsibility is to read the other information and, in doing so, consider whether the other information is materially inconsistent with the financial report or our knowledge obtained in the audit, or otherwise appears to be materially misstated.

If, based on the work we have performed on the other information that we obtained prior to the date of this auditor's report, we conclude that there is a material misstatement of this other information, we are required to report that fact. We have nothing to report in this regard.

When we read the other information not yet received, if we conclude that there is a material misstatement therein, we are required to communicate the matter to the directors of the Responsible Entity and use our professional judgement to determine the appropriate action to take.

---

### **Responsibilities of the directors of the Responsible Entity for the financial report**

The directors of the Responsible Entity are responsible for the preparation of the financial report that gives a true and fair view in accordance with Australian Accounting Standards and the *Corporations Act 2001* and for such internal control as the directors of the Responsible Entity determine is necessary to enable the preparation of the financial report that gives a true and fair view and is free from material misstatement, whether due to fraud or error.

In preparing the financial report, the directors of the Responsible Entity are responsible for assessing the ability of the Group to continue as a going concern, disclosing, as applicable, matters related to going concern and using the going concern basis of accounting unless the directors of the Responsible Entity either intend to liquidate the Group or to cease operations, or have no realistic alternative but to do so.

---

### **Auditor's responsibilities for the audit of the financial report**

Our objectives are to obtain reasonable assurance about whether the financial report as a whole is free from material misstatement, whether due to fraud or error, and to issue an auditor's report that includes our opinion. Reasonable assurance is a high level of assurance, but is not a guarantee that an audit conducted in accordance with the Australian Auditing Standards will always detect a material misstatement when it exists. Misstatements can arise from fraud or error and are considered material if, individually or in the aggregate, they could reasonably be expected to influence the economic decisions of users taken on the basis of the financial report.

A further description of our responsibilities for the audit of the financial report is located at the Auditing and Assurance Standards Board website at: [https://www.auasb.gov.au/admin/file/content102/c3/ar1\\_2020.pdf](https://www.auasb.gov.au/admin/file/content102/c3/ar1_2020.pdf). This description forms part of our auditor's report.

*PricewaterhouseCoopers*

PricewaterhouseCoopers

*Britt Hawkins*

Britt Hawkins  
Partner

Melbourne  
28 August 2023

# Corporate Governance Statement and ASX Additional Information

## Corporate Governance Statement

The Corporate Governance Statement of the Australian Unity Office Fund prepared as at 30 June 2023 is available on AOF's website at: [australianunityofficefund.com.au/about-the-fund/corporate-governance](http://australianunityofficefund.com.au/about-the-fund/corporate-governance)

## ASX Additional Information

The following information has been prepared as at 31 August 2023.

### Substantial holders

Unitholder	Number of Units
Hume Partners Pty Limited	32,831,199
Australian Unity Property Limited & Related entities	24,237,925
Maso Capital Investments Limited and affiliates	14,830,000
Salvatore Tarascio (Salta Group)	10,015,000
Valtellina Properties Pty Ltd	9,976,564

### Voting rights

The voting rights attached to each ordinary unit is one vote per unit.

### Distribution of holders of units

Holding	Holders	Total Units	%
1 – 1,000	305	120,008	0.070
1,001 – 5,000	1,127	3,640,319	2.210
5,001 – 10,000	917	6,786,767	4.130
10,001 – 100,000	1,176	27,835,001	16.930
100,001 and over	73	126,001,342	76.650
<b>Total</b>	<b>3,598</b>	<b>164,383,437</b>	<b>100.000</b>

The number of unitholders holding less than a marketable parcel of securities (388 units, based on a unit price of \$1.29) is 159 and they hold 18,738 units.

### Top 20 Holdings as at 31 August 2023

Unitholder	Number of Units	%
BNP Paribas Noms Pty Ltd <DRP>	24,766,489	15.066%
Taverners Holdings Pty Ltd	17,476,393	10.631%
Taverners J Pty Ltd <Taverners Int Unit A/C>	14,491,793	8.816%
Citicorp Nominees Pty Limited	13,987,599	8.509%
Invia Custodian Pty Limited <Fern Estates Discretion A/C>	8,414,751	5.119%
Valtellina Properties Pty Ltd	8,334,784	5.070%
HSBC Custody Nominees (Australia) Limited - A/C 2	7,169,739	4.362%
HSBC Custody Nominees (Australia) Limited	5,783,852	3.519%
J P Morgan Nominees Australia Pty Limited	4,080,638	2.482%
National Nominees Limited	3,104,557	1.889%
Bertalli Family Foundation Pty Ltd <Bertalli Fam Foundation A/C>	1,641,780	0.999%
BNP Paribas Nominees Pty Ltd <Ib Au Noms Retailclient DRP>	1,469,898	0.894%
S I J Nominees Pty Ltd <The S I J Partnership A/C>	974,124	0.593%
Grantully Investments Pty Limited	863,014	0.525%
Riotek Pty Ltd <The DL Roberts Family A/C>	704,968	0.429%
Netwealth Investments Limited <Wrap Services A/C>	663,496	0.404%
Bond Street Custodians Limited <TZC - D73350 A/C>	633,000	0.385%
Certane CT Pty Ltd <Ect Cap Stbl Fnd>	506,680	0.308%
Bond Street Custodians Limited <TZC - D73353 A/C>	506,118	0.308%
Mr Paul William Brothie & Mr Kenneth Francis Wallace <Stafford Fox Foundation A/C>	400,000	0.243%
<b>Total Units Of Top 20 Holdings</b>	<b>115,973,673</b>	<b>70.551%</b>
<b>Total Units Issued</b>	<b>164,383,437</b>	

150 Charlotte Street, Brisbane, QLD





# Directory

## Responsible Entity

Australian Unity Investment Real Estate Limited ABN 86 606 414 368

AFSL 477434

As Responsible Entity of Australian Unity Office Fund ARSN 113 369 627

## Registered Office

271 Spring Street

Melbourne VIC 3000

13 29 39

## Registry

Boardroom Pty Limited ACN 003 209 836

Level 8, 210 George Street

Sydney NSW 2000

## Registry postal address

GPO Box 3993

Sydney NSW 2001

1300 737 760 or

+61 2 9290 9600 (outside Australia)

[investorserve.com.au](http://investorserve.com.au)

## Fund website

[australianunityofficefund.com.au](http://australianunityofficefund.com.au)

# For Real Wellbeing Since 1840

For more information about the Australian Unity Office Fund,  
visit [australianunityofficefund.com.au](http://australianunityofficefund.com.au)