

	Month (%)	Quarter (%)	1 Year (%)	2 Years (% p.a.)	3 Years (% p.a.)	Since Inception <sup>^</sup> (% p.a.)	Since Inception Cumulative <sup>^</sup> (%)
Perennial Better Future Fund (Managed Fund)	1.4	2.4	2.9	1.0	-1.0	6.4	36.3
S&P/ASX Small Ordinaries Accumulation Index	0.0	1.5	10.9	2.2	-0.1	3.9	21.3
<b>Value Added</b>	<b>1.4</b>	<b>0.9</b>	<b>-8.0</b>	<b>-1.2</b>	<b>-0.9</b>	<b>2.5</b>	<b>15.0</b>

<sup>^</sup>Inception date was 23 May 2019. Performance shown above are net of fees. Fund returns are calculated using net asset value per unit at the start and end of the specified period and do not reflect the brokerage or the bid ask spread that investors incur when buying and selling units on the ASX. Past performance is not a reliable indicator of future performance.

## Overview

The Fund finished the month up 1.4 in May, outperforming the flat benchmark by 1.4%.

The Responsible Investment Association of Australasia (RIAA) has recently enhanced its responsible investment classification system. The Fund was awarded the highest classification, Sustainable Plus, as part of this process.

Positive contributors to relative performance during the month included Meridian Energy (+14.5%), Telix Pharmaceuticals (+16.8%), PEXA Group (+19.3%) and Bendigo & Adelaide Bank (+11.8%).

Relative held detractors from performance included Sims Ltd (-12.0%), Smartgroup (-14.7%), Alpha HPA (-17.1%) and Spark NZ (-12.2%).

Since inception, the Fund has returned 6.4% p.a. after fees, outperforming the benchmark by 2.5%. Performance since 30 June 2023 has been weak with the Fund lagging the strong rebound in the market. This has impacted relative performance across longer time periods. Looking forward, our target price forecasts\* suggest that there remains good upside in the portfolio with a preference for stocks that have stock-specific drivers that we expect to materialise in the short to medium term and/or are expected to be operationally resilient over the medium term regardless of the macroeconomic environment.

*\*Based on Perennial Value Management Forecasts. While due care has been used in the preparation of forecasts information, actual outcomes may vary in materially positive or negative manner.*

## Better Future Highlight

Portfolio holding Meridian Energy announced that it had signed a 20-year contract to supply electricity to the New Zealand Aluminium Smelter ("NZAS") at Tiwai Point.

A significant aspect of the contract is that Meridian has the right to reduce NZAS electricity consumption in certain circumstances, typically where rainfall has been low and impacted Meridian's hydro energy generation. This will provide greater flexibility for the NZ electricity grid with less need for fossil fuel generation in the broader network in these circumstances. This provides greater flexibility than is typically the case with similar agreements globally and there is potential for a similar mechanism to be adopted in other jurisdictions to assist in the energy transition.

The contracts were on much better financial terms for Meridian than the existing agreement and the was longer than expected. This will provide greater financial security for the local community in Invercargill, NZ and will allow NZAS to have long term certainty to invest in the smelter to improve efficiency and greenhouse gas emissions.

## Better Future Stats



The portfolio is **84.2% less carbon intensive compared to the ASX300** and 82.9% less carbon intensive compared to the ASX Small Ords<sup>^</sup>



**8 female Directors were appointed to the board across 7 portfolio companies in 2023**, typically following engagement, totalling **73 female Directors since inception** as at 31 December 2023



**109 dedicated ESG engagements in 2023** with management and boards about material risks and opportunities **across 44 portfolio companies**



**31% of portfolio companies have a Reconciliation Action Plan**, compared to 20% of the ASX300 and 10% of the ASX Small Ords as at 31 December 2023

## Perennial Better Future Fund (Managed Fund)

The aim of IMPQ is to grow the value of your investment over the long term by investing in companies predominantly outside the S&P/ASX Top 50 Index that conduct business taking into account environmental, social and governance ("ESG") considerations and/or businesses that are making a positive contribution to creating a better future. IMPQ seeks to provide a total return (after fees) that exceeds the S&P/ASX Small Ordinaries Accumulation Index.

### Portfolio Manager

Damian Cottier

### IMPQ FUM

\$47 million

### Distribution Frequency

Annually (if any)

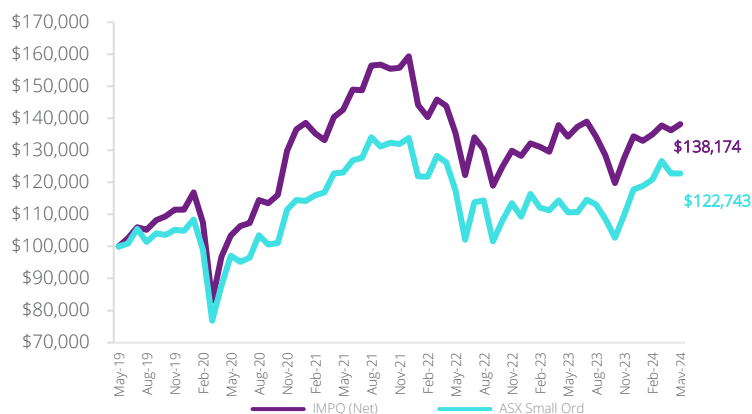
### Fees

0.99% p.a. (incl of GST and RITC)  
+ Performance fee

### Inception Date

23 May 2019

## Growth of \$100,000 Since Inception



Performance shown net of fees with distributions reinvested. Does not take into account any taxes payable by an investor. Past performance is not a reliable indication of future performance.

## Fund Review

The Fund finished the month up 1.4% in May, outperforming the flat benchmark by 1.4%.

Positive contributors to relative performance during May included Meridian Energy (+14.5%), Telix Pharmaceuticals (+16.8%), PEXA Group (+19.3%) and Bendigo & Adelaide Bank (+11.8%).

Relative held detractors from performance included Sims Ltd (-12.0%), Smartgroup (-14.7%), Alpha HPA (-17.1%) and Spark NZ (-12.2%).

As discussed in the Better Future Highlight section, Meridian announced long-term contracts with NZAS on better-than-expected terms.

Telix Pharmaceuticals made two positive announcements during the month. Firstly, positive interim data from the ProstACT SELECT Trial of the company's TLX591 prostate cancer therapy. Telix is planning to further evaluate the therapy in a Phase III trial which is expected to commence later this year. Secondly, it announced it had submitted a New Drug Application to the US Food and Drug Administration for a new form of the company's prostate cancer imaging agent. This will expand the availability of the product and volumes as well as likely extending the period during which the product has favourable reimbursement status.

PEXA Group announced a strategic partnership with NatWest Bank that will see the UK lender utilise PEXA's technology to deliver 48-hour remortgage transactions to its customers, before extending its use of the PEXA platform to speed-up the handling of sale and purchase transactions. This is a significant milestone for PEXA's UK business, with NatWest being one of the largest lenders in the UK. Natwest's involvement is likely to encourage other lenders to use the platform. Remortgage transactions currently ordinarily take months and Natwest sees the PEXA technology as an opportunity to improve customer outcomes and improve its competitive position.

Bendigo Bank announced a better-than-expected trading update and held an Investor Day during which it outlined the good progress it is making with its "Up" online bank which is building a strong market position and now has over 800,000 customers and \$2.0bn in deposits.

Sims Limited provided a weaker-than-expected trading update as the company's end markets remain soft, particularly in the US. Spark NZ also provided a weaker than expected trading update. Smartgroup was weaker despite announcing a solid quarterly trading update.

Alpha HPA conducted a capital raising to fund the construction of Stage 2 of the company's HPA (high purity alumina) First Project after having secured concessional loan financing last month. Alpha's production process results in HPA which has around 70% lower total emissions compared to incumbent processes and the product will also be cheaper than product produced by incumbent processes. While the capital raising has weighed on the share price in the near term, our forecasts suggest good valuation upside over the medium term.

Since inception, the Fund has returned 6.4% p.a. after fees, outperforming the benchmark by 2.5%. Performance since 30 June 2023 has been weak with the Fund lagging the strong rebound in the market. This has impacted relative performance across longer time periods. Looking forward, our target price forecasts\* suggest that there remains good upside in the portfolio with a preference for stocks that have stock-specific drivers that we expect to materialise in the short to medium term and/or are expected to be operationally resilient over the medium term regardless of the macroeconomic environment.

At month end, the Portfolio held 45 stocks and cash of 7.9%.

*\*Based on Perennial Value Management Forecasts. While due care has been used in the preparation of forecasts information, actual outcomes may vary in materially positive or negative manner.*

At May end, the weighted average Perennial-derived Environmental, Social, Governance and Engagement ("ESGE") Score of the Fund was 7.4 which is 31% higher than the benchmark ESGE Score of 5.6.

## ESG Activity

ESG activity during the month included:


- Spark announced the appointment of Lisa Nelson as a Non-Executive Director. She brings over 25 years' experience across the technology and financial services industries globally, including 15 years in executive finance and business development roles with Microsoft, where she co-founded and served as Managing Director of Microsoft's first venture fund.
- Emilie attended the Goldman Sachs Electrify Europe Utilities and Green Energy Conference in London which discussed the rising power demand from data centres, the investment in grid infrastructure required, and the regulatory landscape.
- We undertook an ESG engagement meeting with a green materials and technology company to understand supply chain, environmental benefits, water use and worker safety.
- We attended the annual Responsible Investment Association Australasia (RIAA) conference and launch of the new RIAA classification system. The Perennial Better Future Trust and the Perennial Better Future Fund (Managed Fund) (ASX: IMPQ) were awarded the highest classification, Sustainable Plus. Read more [here](#).
- As part of National Reconciliation Week (27 May to 3 June), Perennial staff attended the Aboriginal Harbour Heritage Tour at the Royal Botanic Garden in Sydney.


Top 5 Portfolio Positions	IMPQ (%)	Index (%)
Meridian Energy	6.5	0.0
AUB Group Ltd	5.7	1.1
Telix Pharmaceuticals	5.6	2.0
Immutep	4.5	0.0
G8 Education	4.1	0.4



Emilie O'Neill (left), Damian Cottier (middle) and Madeleine Huynh (right)

## Contact us

 Level 27, 88 Phillip Street  
Sydney NSW 2000

 1300 420 094

 [invest@perennial.net.au](mailto:invest@perennial.net.au)

 [www.perennial.net.au](http://www.perennial.net.au)

Issued by Perennial Value Management Limited (ABN 22 090 879 904, AFSL No. 247293) as the Investment Manager. The Responsible Entity is Perennial Investment Management Limited (ABN 13 108 747 637, AFSL No. 275101). Perennial Partners Limited (ABN 90 612 829 160) is a Corporate Authorised Representative (1293138) of Perennial Value Management Limited. Both the Investment Manager and Responsible Entity form part of Perennial Partners. This promotional statement is provided for information purposes only. Accordingly, reliance should not be placed on this promotional statement as the basis for making an investment, financial or other decision. This promotional statement does not take into account your investment objectives, particular needs or financial situation and is not intended to constitute advertising or advice of any kind and you should not construe the contents of promotional statement as legal, tax, investment or other advice. This promotional statement does not constitute an offer or inducement to engage in an investment activity nor does it form part of any offer documentation, offer or invitation to purchase, sell or subscribe for interests in any type of investment product or service. You should read and consider any relevant offer documentation applicable to any investment product or service and consider obtaining professional investment advice tailored to your specific circumstances before making any investment decision. While every effort has been made to ensure the information in this promotional statement is accurate; its accuracy, reliability or completeness is not guaranteed. Past performance is not a reliable indicator of future performance. Net performance is based on redemption price for the period and assumes that all distributions are reinvested. Fees indicated reflect the maximum applicable. The current relevant product disclosure statement and target market determination can be found on Perennial's website [www.perennial.net.au](http://www.perennial.net.au). Use of the information on our website is governed by Australian law and is subject to the terms of use. No distribution of this material will be made in any jurisdiction where such distribution is not authorised or is unlawful.