

W | A | M Research ASX: WAX

The most compelling undervalued growth opportunities in the Australian market.



Net Tangible Assets (NTA) per share before tax

January 2025 **118.60c**

December 2024 **113.71c**

The net current and deferred tax asset/(liability) position of the Company for January 2025 is (2.02) cents per share. This includes 5.43 cents per share of income tax losses available to the Company in future periods.

Dividend highlights

10.0c

Full year dividend, 60% franked (per share)

154.0c

Dividends paid since inception (per share)

217.4c

Dividends paid since inception, when including the value of franking credits (per share)

8.6%

Dividend yield*

10.8%

Grossed-up dividend yield*

53.6c

Profits reserve (per share)

Assets

\$250.2m

Investment portfolio performance[^]
(pa since change in investment strategy July 2010)

16.0%


S&P/ASX All Ordinaries Accumulation Index:
9.3%


Month-end share price
(at 31 January 2025)

\$1.16

*Based on the 31 January 2025 share price and the FY24 full year dividend of 10.0 cents per share, partially franked at 60%. Grossed-up dividend yield includes the benefits of franking credits and is based on a tax rate of 30%.

[^]Investment portfolio performance is before expenses, fees and taxes to compare to the relevant index which is also before expenses, fees and taxes.

[Read Oscar Oberg's comments on Premier Investments in the AFR](#) 

[Read Sam Koch's comments on Sigma Healthcare's merger](#) 

The WAM Research (ASX: WAX) investment portfolio increased in January. Gold exploration and mining company Emerald Resources (ASX: EMR) and pharmaceutical wholesaler Sigma Healthcare (ASX: SIG) were contributors to the investment portfolio performance.



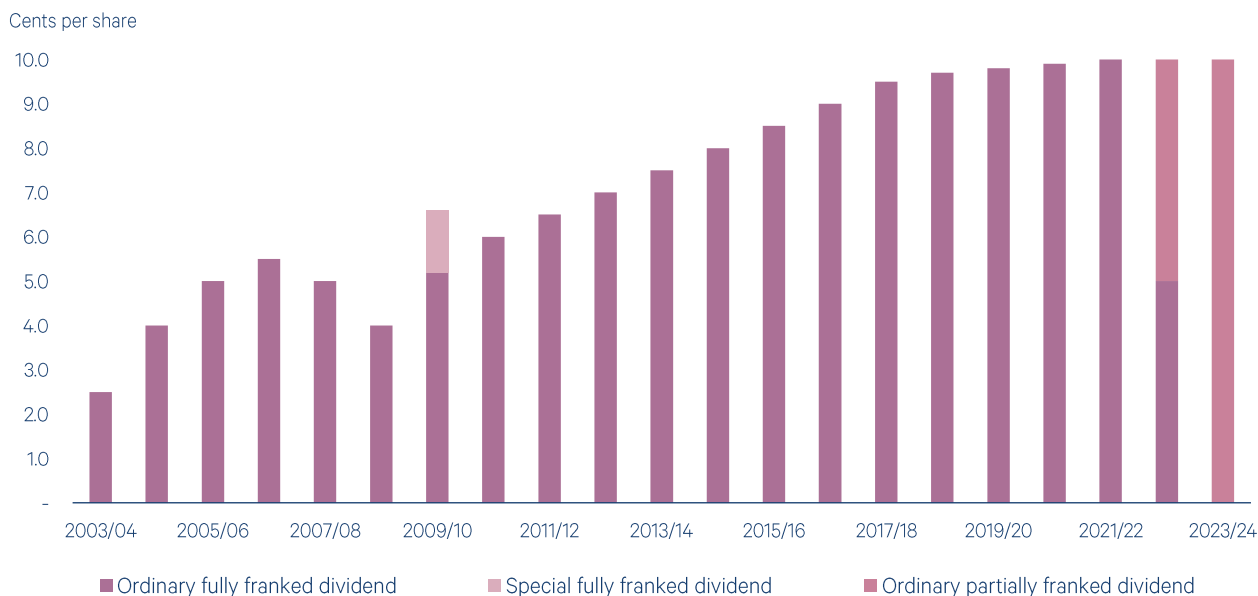
Emerald Resources is an Australian-based gold exploration and mining company. The company operates the Okvau gold project in the Mondulkiri province of eastern Cambodia, pouring over 10 tonnes of gold since 2021, and is exploring other highly prospective gold projects in Cambodia and Australia. In January, Emerald Resources announced a record quarterly gold production of 31,888 ounces at its Okvau gold mine, coupled with all-in sustaining costs of USD855 per ounce, indicating strong operational efficiency. We were pleased to see non-executive chairman Jay Hughes purchasing 200,000 shares during the month, further bolstering investor confidence.



Sigma Healthcare is a pharmaceutical wholesaler and distributor that supplies retail pharmacies, including well-known brands like Amcal and Guardian. In January, Sigma Healthcare announced that its \$34 billion merger with Chemist Warehouse was approved at the scheme meeting, creating a vertically integrated pharmacy wholesaler and retailer with almost 1,000 stores. Chemist Warehouse reported unaudited results including a 13% increase in retail network sales to \$5.2 billion for the first half of FY2025 beating market expectations.

Dividends since inception

The Company's ability to continue paying franked dividends at the current level is dependent on generating additional profits reserves, through positive investment portfolio performance in FY2025, and franking credits. The ability to generate additional franking credits is reliant on the receipt of franked dividends from investee companies and the payment of tax on realised profits.



Our proven investment process

Research Driven Process

Diligent and deep research on undervalued growth companies that focuses on:

- ✓ Free cash flow
- ✓ Return on equity
- ✓ Meeting management
- ✓ The quality of a company

Catalyst

A major event that alters the market's perception of a company or its earnings momentum which will lead to a rerating of the investee company's share price.

Portfolio composition by market capitalisation

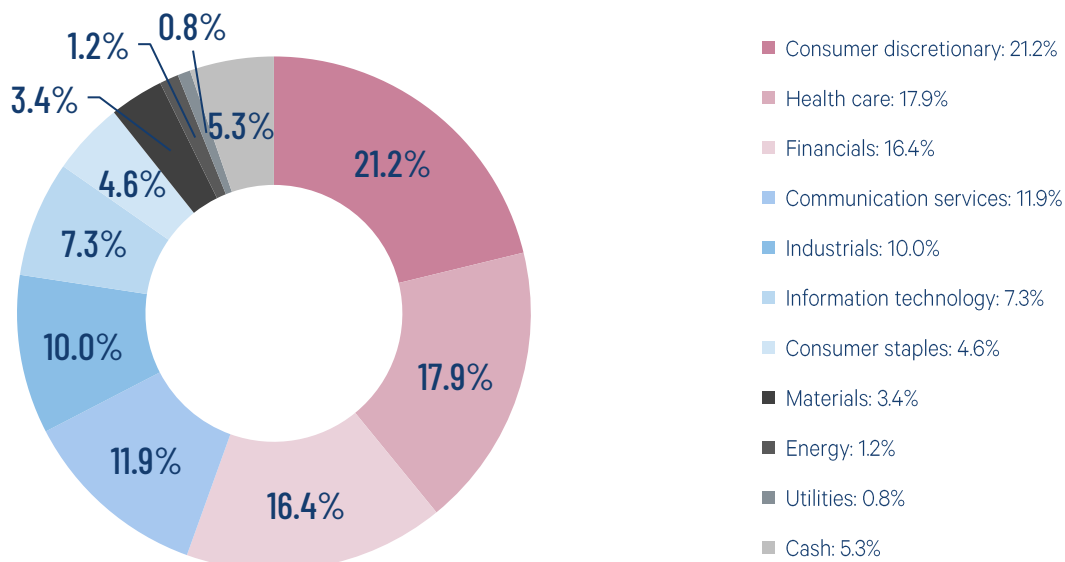
As at 31 January 2025	WAM Research [^]	S&P/ASX All Ordinaries Index	S&P/ASX Small Ordinaries Index
ASX Top 20	0.0%	55.8%	0.0%
ASX 21-50	0.8%	16.1%	0.0%
ASX 51-100	3.6%	13.3%	0.0%
ASX 101-300	65.2%	12.1%	100.0%
Ex ASX 300	25.1%	2.7%	0.0%

[^]The investment portfolio held 5.3% in cash.

Top 20 holdings (in alphabetical order)

Code	Company Name
ACL	Australian Clinical Labs
BGA	Bega Cheese
EMR	Emerald Resources NL
EVT	EVT
GDG	Generation Development Group
GEM	G8 Education
GTK	Gentrack Group
HMC	HMC Capital
IDX	Integral Diagnostics
JDO	Judo Capital Holdings
MGH	Maas Group Holdings
MYR	Myer Holdings
PGC	Paragon Care
REG	Regis Healthcare
SIG	Sigma Healthcare
SNL	Supply Network
SSM	Service Stream
SUM NZ	Summerset Group Holdings
TNE	Technology One
TUA	Tuas

Diversified investment portfolio by sector



About the Investment Manager

Wilson Asset Management has a track record of making a difference for shareholders and the community for 27 years.

As the investment manager for eight leading listed investment companies (LICs) and two unlisted funds, Wilson Asset Management has a diversified offering of Australian and global listed equities and alternative assets.

Wilson Asset Management created and is the lead supporter of the first LICs to deliver both investment and social returns: Future Generation Australia (ASX: FGX) and Future Generation Global (ASX: FGG), as well as Future Generation Women.

>\$5.9 billion in funds under management

130,000 retail and wholesale investors

>200 years combined investment experience

11 investment products

Listed Investment Companies

W | A | M Capital

W | A | M Leaders

W | A | M Global

W | A | M Microcap

W | A | M Alternative Assets

W | A | M Strategic Value

W | A | M Research

W | A | M Active

Key contacts

Geoff Wilson AO
Chairman & Chief
Investment Officer
X (Twitter)
[@GeoffWilsonWAM](https://twitter.com/GeoffWilsonWAM)
(02) 9247 6755

Jesse Hamilton
Chief Financial Officer
0401 944 807

Camilla Cox
Corporate Affairs Manager
0407 407 062

Kate Thorley
Chief Executive Officer
(02) 9247 6755

For more information visit:
wilsonassetmanagement.com.au



Stay informed

Please subscribe to our [newsletter](#) and follow us on our social channels [X](#), [LinkedIn](#) and [Facebook](#) for real-time insights and market updates from our investment experts, along with the latest news, results and events.

Zenith Disclaimer: The Zenith Investment Partners (ABN 27 103 132 672, AFS Licence 226872) ("Zenith") rating (ASX: WAX assigned June 2024) referred to in this piece is limited to "General Advice" (s766B Corporations Act 2001) for Wholesale clients only. This advice has been prepared without taking into account the objectives, financial situation or needs of any individual, including target markets of financial products, where applicable, and is subject to change at any time without prior notice. It is not a specific recommendation to purchase, sell or hold the relevant product(s). Investors should seek independent financial advice before making an investment decision and should consider the appropriateness of this advice in light of their own objectives, financial situation and needs. Investors should obtain a copy of and consider the PDS or offer document before making any decision and refer to the full Zenith Product Assessment available on the Zenith website. Past performance is not an indication of future performance. Zenith usually charges the product issuer, fund manager or related party to conduct Product Assessments. Full details regarding Zenith's methodology, ratings definitions and regulatory compliance are available on our Product Assessments and at [Fund Research Regulatory Guidelines](#).

Independent Investment Research (IIR) Disclaimer: The rating ascribed by IIR is provided under the Annual LIC Research Participation Scheme whereby the LIC Manager provides information and IIR rating is monitored on a monthly basis to ensure its currency. The manager is a participant and as such this rating is current. Please note an ascribed rating does not constitute advice in any form. We recommend to any reader that no investment decisions are made on this fund without seeking advice from your Wealth Manager.